

# Mapping the Provenance Ontology to Basic Formal Ontology

## Authors

Tim Prudhomme<sup>a,c</sup>, Giacomo De Colle<sup>a,b</sup>, Austin Liebers<sup>a,b</sup>, Alec Sculley<sup>a,f</sup>, Peihong (Karl) Xie<sup>a,d</sup>, Sydney Cohen<sup>a</sup> and John Beverley<sup>a,b,e</sup>

<sup>a</sup> National Center for Ontological Research, University at Buffalo, Buffalo, NY, USA

<sup>b</sup> Department of Philosophy, University at Buffalo, Buffalo, NY, USA

<sup>c</sup> Conceptual Systems, Chapel Hill, NC, USA

<sup>d</sup> Department of Philosophy, University of Vienna, Vienna, Austria

<sup>e</sup> Institute for Artificial Intelligence and Data Science, Buffalo, NY, USA

<sup>f</sup> Summit Knowledge Solutions, Arlington, VA, USA

## Abstract

The Provenance Ontology (PROV-O)<sup>1</sup> is a World Wide Web Consortium (W3C) recommended ontology used to structure data about provenance across a wide variety of domains. Basic Formal Ontology (BFO) is a top-level ontology ISO/IEC standard used to structure a wide variety of ontologies, such as the OBO Foundry ontologies [1] and the Common Core Ontologies (CCO). To enhance interoperability between these two ontologies, their extensions, and data organized by them, an alignment is presented according to a specific mapping criteria and methodology which prioritizes logical and semantic considerations. The ontology alignment is evaluated by checking its logical consistency with canonical examples of PROV-O instances and querying terms that do not satisfy the mapping criteria as formalized in SPARQL. A variety of semantic web technologies are used in support of FAIR (Findable, Accessible, Interoperable, Reusable) principles.

## Introduction

The *data silo problem* is the problem of having data stored in isolated databases all of which are organized according to independent schemes [2]. Data sets in different data silos are not interoperable. Ontologies are well-structured vocabularies that logically define classes and relationships in the interest of promoting interoperability [3]. A popular way to construct ontologies, and the way relevant to this paper, is by leveraging the W3C standard Web Ontology Language (OWL) [4]. Data sets become more semantically interoperable when interpreted by the same OWL ontology into a *knowledge graph*. While ontologies are a promising strategy for remedying the data silo problem, the proliferation of ontologies in a domain may lead to larger ontology silos. The *ontology silo problem* is the problem of having data organized by independent ontologies. Although a data set organized within an ontology is internally interoperable, different data sets organized by independent ontologies are not mutually interoperable. One solution is to create mappings between terms in ontologies of interest.

An *ontology mapping*, or correspondence, is a statement  $\langle s, p, o \rangle$  such that ‘s’ is a subject term representing a class or object property in a ontology, ‘o’ is an object term representing a class or object property in some other ontology, and ‘p’ is a predicate that specifies how s and o relate. An

---

<sup>1</sup> Our alignment covers all W3C extensions of PROV-O: PROV-AQ, PROV-Dictionary, PROV-Links, PROV-Inverses, and PROV Dublin Core. We refer to terms from these ontologies with the namespace, “PROV”.

*ontology alignment* is a set of ontology mappings [5]. Data sets tagged with aligned ontologies are more or less semantically interoperable based on the number of mappings and types of predicates used in the mappings. Maximum semantic interoperability can be achieved via a *synonymous alignment*, where every term in both ontologies is mapped using only predicates representing equivalence relations. Our practical goal is to get as close to maximum interoperability as is possible. The methodology we will present encodes mappings in machine-readable axioms that provide a basis for automated reasoning over data tagged according to the two ontologies. In this way, human intervention is minimized, and the two ontologies can be automatically used together in a consistent way.

In what follows, we apply our strategy by mapping the Provenance Ontology (PROV-O) and extensions to Basic Formal Ontology (BFO) and two of its extensions: the Common Core Ontologies (CCO) and the OBO Relations Ontology (RO)<sup>2</sup>. The result is a total alignment of every class and object property in all W3C extensions of PROV-O to some class or object property in BFO, CCO, or RO, using only subsumption and equivalence relations. These mappings are designed such that users of BFO-conformant ontologies will be able to structure data about provenance using PROV-O terms. This allows for terms from PROV-O to be used in BFO-conformant domain ontologies in order to facilitate interoperability in information systems and to support querying and reasoning over data. The project's ultimate aim is to allow for new inferences to be drawn from the integration of extra semantic information coming from other ontologies. For example, new SPARQL queries could be run over PROV-O data also using BFO classes, and a semantic reasoner using axioms taken from BFO could discover new implicit information in PROV-O conformant knowledge graphs.

PROV-O is a W3C recommended ontology used to structure data about provenance: “information about entities, activities, and people involved in producing a piece of data or thing, which can be used to form assessments about its quality, reliability or trustworthiness” [6, 7]. BFO is a top-level ontology ISO standard [8] used to provide foundational classes to structure different domain ontologies and to allow for semantic interoperability between them [9, 10]. RO is an extension of BFO developed by Open Biomedical Ontologies (OBO) Foundry [11, 12] to standardize relations between domain ontologies. CCO is a suite of mid-level ontologies, used to span across different domain ontologies and intended to bridge the gap between domain ontologies and BFO [13]. Given the success of BFO as a top-level ontology to integrate data tagged with different ontologies and the widespread adoption of PROV-O as an ontology for provenance, a successful mapping between the two would provide integration between all the knowledge graphs currently structured according to BFO and PROV-O, as well as homogeneity between the recommended standards for semantic interoperability.

---

<sup>2</sup> PROV-O version 2013-04-13. BFO 2020 version 2024-01-29. CCO version 2024-02-14. RO version 2024-04-24.

## Methods

Our approach to mapping is based on the semi-automated curation of ontologies leveraging conceptual analysis techniques and semantic web technologies. This involves carefully evaluating the necessary and sufficient conditions for something to qualify as an instance of a class or relation represented in an ontology. Although this is a challenging process compared to fully-automated ontology matching techniques, we believe it is well-worth the effort given the generality and wide-spread use of both PROV-O and BFO. Our methodology can be described first in terms of the theoretical criteria we chose for a successful alignment, and second in terms of the engineering techniques used for rigorously evaluating the alignment and ensuring that its technical artifacts conform to FAIR principles.

### Criterion 1: Types of Mapping Relations

*Equivalence relations* represented by **OWL *equivalentClass***<sup>3</sup> and **OWL *equivalentProperty*** give necessary and sufficient conditions for something to be an instance of a certain BFO class or relation and a certain PROV-O class or relation at the same time. Everything that satisfies these conditions will be an instance of both, and nothing else will be an instance of either. An equivalence mapping provides a two-way bridge which allows for interoperability between two knowledge graphs. For example, the class PROV Activity is mapped as equivalent to the class BFO process. All instances of BFO processes are instances of PROV activities and vice versa, and both classes would stand in the same relation to other classes represented in a knowledge graph that used both ontologies together. If that is the case, then respective instances will now be differently axiomatized and produce new results when a reasoner is run over the knowledge graph that contains them.

*Subsumption relations* represented by **RDFS *subClassOf*** or **RDFS *subPropertyOf*** give sufficient conditions for an instance of one class or relation to be an instance of another class or relation [14]. If a certain PROV class is a subclass of a certain BFO class, then all the instances of the PROV class are also instances of the corresponding BFO class. The result of a subsumption relation mapping is then a one-way bridge from one term to another. Notice that the use of subsumption relations allows for *non-injective* alignments, such that multiple terms from one ontology can be subsumed under a single term from the other ontology.

Complex equivalence and subsumption relations between combinations of terms may be represented with SWRL rules [15]. SWRL rules are especially useful for restricting the domain or range of an OWL object property in order to use it in a valid mapping. An advantage of SWRL is that it is implemented by semantic reasoners such as HermiT [16, 17]. If a set of relations in one ontology should entail a relation in another ontology, OWL property chain axioms can be used to axiomatize this complex subsumption relation between object properties.

Mapping predicates from the SKOS vocabulary [18] represent informal relations between

---

<sup>3</sup> Bold letters introduce terms in the context of a mapping. Italic letters are used for object properties. To enhance legibility, we will use the RDFS *label* of a term, including its capitalization, to either use or mention it. To distinguish between different terms with the same label, we will often prefix the namespace of its ontology (e.g. “PROV Activity”) unless the ontology is implied by context.

terms which may be interpreted by users to be intuitively similar. However, SKOS predicates have weaker inferential semantics than those of subsumption and equivalence in RDFS and OWL. For example, SKOS *relatedMatch* is a symmetric, non-transitive object property “used to state an associative mapping link between two conceptual resources in different concept schemes.” A semantic reasoner will not infer anything about instances of two classes or object properties mapped using SKOS *relatedMatch* other than their symmetric relationship. This can be desirable when SKOS is used to both compare and contrast terms by providing a text description annotation of the mapping.

### Criterion 2: Coherence and Consistency

An ontology may be implemented as a logical theory, or a consistent set of formulas in a first-order language. The OWL implementations of BFO and PROV-O are based on first-order logic fragments<sup>4</sup> which balance expressivity and computational efficiency for automated reasoning tasks such as classification or checking satisfiability. An ontology alignment is *coherent* if and only if all formulas in the aligned ontologies are satisfiable, i.e. it is possible for all formulas to be true in some interpretation (a model) [5]. An incoherent alignment might contain classes that cannot have instances. For example, a formula mapping PROV Plan to a subclass of both BFO *continuant* and *occurrent* is unsatisfiable: nothing could be an instance of a PROV Plan in that case because nothing can be both a *continuant* and *occurrent* in BFO. Such an instance would contradict this disjointness axiom in BFO, making the alignment also inconsistent. By contrast, a *consistent* alignment is free of derivable or entailed contradictions. An alignment should be both coherent and consistent, although checking for consistency requires instances.

**Coherence:** Let OM be the union of O1, O2, and an alignment between the two ontologies. This set of aligned ontologies, OM, is *coherent* if and only if every formula in OM is satisfiable.

**Consistency:** A set of aligned ontologies is *consistent* if and only if it entails no contradictions.

### Criterion 3: Conservativity

The *conservativity principle* [19] states that an ontology alignment should not change the semantic relationships between terms *within* each ontology. This is based on the notion of a conservative extension of a logical theory, which does not introduce or eliminate entailments expressed in the signature of that theory [20]. Similarly, the signature of an OWL ontology is the set of terms representing its classes, object properties, and individuals. A weaker, more tractable<sup>5</sup> version of the conservativity principle aims to prevent changes to the subsumption relationships entailed by formulas of an ontology's signature. [21] calls the set of subsumptions, for a given ontology signature, entailed in one ontology but not in another, the *approximate deductive difference* between the ontologies.

---

<sup>4</sup> BFO, RO, and CCO conform to the OWL 2 DL profile, corresponding to the description logic *SROIQ*. The PROV ontologies mostly conform to OWL 2 RL, corresponding to the description logic *DLP*, with the exception of some axioms that conform to OWL 2 DL.

<sup>5</sup> Determining whether an OWL 2 DL ontology is a conservative extension in the general sense is undecidable [20].

**Conservativity:** Let  $OM$  be the union of  $O1$ ,  $O2$ , and an alignment between the two ontologies. The ontology alignment is *conservative* if and only if the approximate deductive difference between  $O1$  and  $OM$  is empty for the signature of  $O1$ , and the approximate deductive difference between  $O2$  and  $OM$  is empty for the signature of  $O2$ .

For example, a mapping of PROV Bundle as a subclass of PROV Collection would be included in the approximate deductive difference between PROV-O and the union of PROV-O and its alignment to another ontology, and thus violate conservativity in this sense.

#### Criterion 4: Scope of Alignment

An ontology alignment can be characterized by the number of mappings between ontologies. We will describe three related types of alignments to provide context for our mapping project. When every formula in one ontology is surjectively mapped onto by at least one formula in the other ontology, this constitutes a *total alignment* [5].

**Totality:** An alignment  $\Delta$  is a *total alignment* of an ontology  $O1$  to ontology  $O2$  for their languages  $L(O1)$  and  $L(O2)$  if and only if for any formula  $\sigma \in L(O1)$ , there exists some formula  $\varphi \in L(O2)$  and some relation  $r \in \Theta$  where  $\Theta$  is a set of mapping relation types, such that  $\langle \sigma, r, \varphi \rangle \in \Delta$ .

When every type of mapping relation in a total alignment is an equivalence relation, and the alignment is conservative, this is similar to the notion of *interpreting* one logical theory into another. An equivalence relation which conservatively extends a logical theory is called a *translation definition* [22]. Informally, a translation definition provides a way of understanding a part of one theory in terms of another theory. We can apply the same idea to ontologies.

**Interpretability:** An ontology  $O1$  is *interpretable in* ontology  $O2$  if and only if there exist a set of translation definitions (an alignment)  $\Delta$  for  $O1$  into  $O2$  such that  $O2 \cup \Delta \models O1$ .

As a set of translation definitions, an alignment makes one ontology interpretable in another just in case the alignment plus one of the ontologies entails all formulas of the other ontology. For example, PROV activities are disjoint with PROV entities. Our alignment maps these classes to BFO processes and BFO entities, respectively, which are also disjoint. The alignment combined with BFO entails the disjointness of the PROV classes, preserving the corresponding axiom in PROV.

A stronger alignment makes interpretability between ontologies bidirectional, demonstrating a kind of synonymy between their theories [23].

**Synonymy:** Two ontologies  $O1$  and  $O2$  are *synonymous* if and only if there exist two sets of translation definitions  $\Delta$  and  $\Pi$ , respectively from  $O1$  to  $O2$  and from  $O2$  to  $O1$ , such that  $O1 \cup \Pi$  is logically equivalent to  $O2 \cup \Delta$ .

A synonymous alignment provides the most interoperability between ontologies because each can be fully understood in terms of the other. It represents the ideal criteria and methodology of model-based ontology mapping. We can summarize this approach with the slogan “interpretability enhances interoperability”.

### Summary: Criteria for Mapping PROV-O to BFO

Although PROV-O is a generic ontology, BFO represents domains that are not represented in PROV, such as those covering spatial and temporal regions. Thus, not every term in BFO can be mapped to some term in PROV. A total alignment of BFO to PROV, much less a synonymous alignment, is not possible. However, as an upper ontology, the domain of BFO includes the domain of PROV, so a total alignment of PROV to BFO is possible. But PROV also includes domain-specific terms related to provenance that may not be translatable to BFO or its extensions. In such cases where the domains overlap but the PROV term is more specific, a subsumption relation mapping between the BFO and PROV term can be used.

Given these considerations, we aimed to create at least a **coherent, consistent, conservative, total alignment of all classes and object properties in all extensions of PROV-O to some class or object property in an extension of BFO using only equivalence or subsumption mappings**, which could also be implemented with property chain axioms or SWRL rules.<sup>6</sup> For simplicity, we did not map any OWL data properties, although we have no reason to believe this is not possible. This type of alignment maximizes interoperability with mappings that produce new inferences when the ontologies are used together. It also brings us closer to a full interpretation of PROV into extensions of BFO, as described in **Interpretability**. Additional SKOS mappings could add extra metadata about alternative mappings and informal relationships between terms, but we did *not* include SKOS relations as part of the formal mapping criteria used for evaluation, described in the next section.

Finally, explicit mappings for some terms are *not* provided in cases where the relations for these mappings are *entailed* by logical axioms.<sup>7</sup> For example, terms that are subsumed by a more generic term for which there is a mapping were not explicitly mapped due to the transitivity of subsumption, unless there are more specific terms that could appropriately map to those subclasses. For example, PROV Agent is mapped as a subclass of BFO material entity that participates in some PROV Activity. This entails that every instance of any subclass of the former is an instance of the latter. Subclasses of PROV Agent thereby need not be explicitly mapped, unless there are more specific terms that could appropriately map to those subclasses. Mappings for specific terms that inherit from more generic mapped terms are only provided for more interoperability when available. Similarly, mappings for object properties that are the inverse of some mapped object property were not provided because these can be automatically inferred using a reasoner.

### Evaluation and Quality Control

A SPARQL [24] query was developed for automatically detecting terms that did not meet any of the mapping criteria described above. The query finds any PROV term such that it, or its inverse, is *not* transitively related via equivalence or subsumption, or related via a property chain axiom or SWRL

---

<sup>6</sup> Equivalent SPARQL queries are also provided as an alternative to SWRL rules.

<sup>7</sup> In future versions, for convenience, we can provide separate files which include all mappings entailed by a reasoner.

rule, to some BFO, RO, or CCO term. The query provides an executable specification of the alignment criterion **Totality** in order to verify that it was satisfied. It also measures progress during the course of the mapping project. This query was added to the automated development pipeline, and generated a spreadsheet of unmapped terms when triggered.

The SPARQL query specifies each type of mapping relation. First, mappings transitively entailed by subsumption, as explained above, were excluded using a SPARQL property path expression. Second, entailed mappings from inverse object properties were materialized into a temporary graph using the HermiT reasoner [16, 17] and ROBOT command-line tool [25] before running the query.<sup>8</sup> Third, mappings involving either an OWL property chain axiom or SWRL rule were also excluded in the SPARQL query for generating the list of unmapped terms.

To test the mappings, every canonical example instance<sup>9</sup> from the W3C documentation for PROV-O and its extensions was copied into RDF files serialized in the Terse Triple Language (TTL or “RDF Turtle”) [26] and imported into the editor’s module. The HermiT reasoner was used for testing the consistency of these example instances with PROV, BFO, RO, CCO, and the mappings between them. HermiT determines whether a set of OWL 2 DL axioms and assertions are satisfiable and consistent by using the hypertableau calculus to explore whether any derivations lead to a contradiction. This verifies that the aligned ontologies satisfy the **Coherence** criterion. Two examples were discovered to be inconsistent with PROV itself, while two others were inconsistent with our mappings. These few inconsistencies are mostly due to unintentional, technical errors and described later in the Results section. In our view, this is “a feature, not a bug”: The alignment can be used to find inconsistencies in data interpreted as instances of PROV classes. If we assume these inconsistencies are due to mistakes, then the **Consistency** criterion is satisfied by the alignment with respect to all other canonical examples.

The mappings were further tested for consistency with a direct mapping between PROV and the SOSA (Sensor, Observation, Sample, and Actuator) ontology [27], which is a core subset of the Semantic Sensor Network Ontology (SSN) [28], another W3C recommendation ontology. No inconsistencies were found when testing our mapping and ontologies with this mapping plus example SOSA instances from its W3C documentation. While our mappings provide additional interoperability between BFO, CCO, RO and SOSA, we reserve a more complete discussion of SOSA for another time.

**Conservativity** of the alignment was tested by constructing the deductive differences [21] between each set of input ontologies and the union of aligned ontologies. First, all subsumptions and equivalence relations were materialized from each set of input ontologies, and then the aligned ontologies, using HermiT via ROBOT. Second, a SPARQL CONSTRUCT query filtered these materialized relations to those which relate terms from the same ontology. Third, the ROBOT “diff” command<sup>10</sup> compared the output of these SPARQL queries. We found no difference in

<sup>8</sup> For example, PROV *wasAssociatedWith* has the inverse property *wasAssociateFor*. Because *wasAssociatedWith* was mapped to BFO *has participant*, its inverse need not be explicitly mapped, but instead entails a mapping to BFO *participates in*.

<sup>9</sup> 312 class instances were counted, including either named or anonymous individuals represented with blank nodes.

<sup>10</sup> <https://robot.obolibrary.org/diff>

subsumptions or equivalences between terms within each ontology, which intuitively means that the class hierarchies of each input ontology were not changed by the alignment. Although this level of conservativity was achieved, our alignment does entail new disjoint relations between PROV terms, as we will explain in our mapping of PROV Agent.

Automated tests for the techniques described above were implemented as part of an ontology engineering pipeline using ROBOT and GNU Make [29]. ROBOT commands used for running SPARQL queries and the HermiT reasoner were composed into Make tasks. These Make tasks are run within a continuous development pipeline using GitHub Actions. The result is that changes to the mapping project can be automatically, rigorously tested when added to the Git repository hosted in GitHub.

To narrow down possible object property mappings, a SPARQL query was developed to find BFO, RO, and CCO object properties with the same (possibly inherited) domain and range as each PROV object property. For example, PROV *generated* has domain PROV Activity and range PROV Entity. When these classes were mapped as subclasses of BFO process and BFO continuant, respectively, the SPARQL query found three object property matches: CCO *CCO affects*, CCO *has input*, and CCO *has output* all have BFO process and continuant as their domain and range. The last, CCO *has output*, was then manually selected by curators because it best matches the meaning of PROV *generated*. This semi-automated method of object property matching by narrowing down candidate mappings is especially useful when the domain or range of an object property is not always obvious based on its label.<sup>11</sup>

## FAIR Compliance

The technical artifacts produced by our work comply with FAIR (Findable, Accessible, Interoperable, Reusable) principles [30]. To support interoperability and reuse, the mappings are implemented in OWL 2 DL and serialized in RDF Turtle. They are maintained in files separate from the corresponding ontologies, similar to the Dublin Core extension of PROV [31]. Providing separate files, as opposed to changing the corresponding ontologies, preserves compatibility with their existing usage. Although we provide some ontological commentary on PROV itself within the encoded mappings, we refrained from making any changes to existing terms in order to avoid disrupting their existing usage. The artifacts can be found and accessed as described in the Data and Code Availability sections of this paper.

Provenance of the mappings is provided as metadata in the form of OWL axiom annotations, which allow us to simultaneously assert the mappings and annotate them. Informal justifications for each mapping are annotated using RDFS *comment*. Although automated ontology matching techniques typically include a confidence value for each mapping, we did not include confidence values because our mapping process was based on manually analyzing the meaning of each term. Annotation properties from the Simple Standard for Sharing Ontology Mappings (SSSOM) [32] vocabulary were also used for interoperability with other ontology mapping efforts.

---

<sup>11</sup> In this example, the domain of PROV *generated* is PROV Activity, though in natural language it is reasonable to say that “an agent generated something.”



The predicate SSSOM *object label* is used to provide a convenient, human friendly reference for terms with opaque IRIs. For example, the BFO term *process* has the IRI ending “BFO\_0000015”, so a mapping that uses this can add that label to the annotation axiom.<sup>12</sup> Informal justifications for SWRL rule mappings were added directly to the rules themselves.

Mappings for BFO, RO, and CCO are also encoded in separate files with some redundancy to make them independently usable. For example, PROV Plan is mapped as a subclass of BFO generically dependent continuant in the BFO mapping, while also mapped as a subclass of CCO Information Content Entity in the CCO mapping, where the latter entails the former. This allows for use of the BFO mapping independently of the CCO mapping. RO and CCO mappings include OWL imports of the BFO mapping because RO and CCO logically depend on BFO. Lastly, a separate RDF Turtle file imports all three of the mapping files, along with the BFO, RO, and CCO ontologies, for viewing the mappings in context and for testing with reasoners and SPARQL queries.

## Results

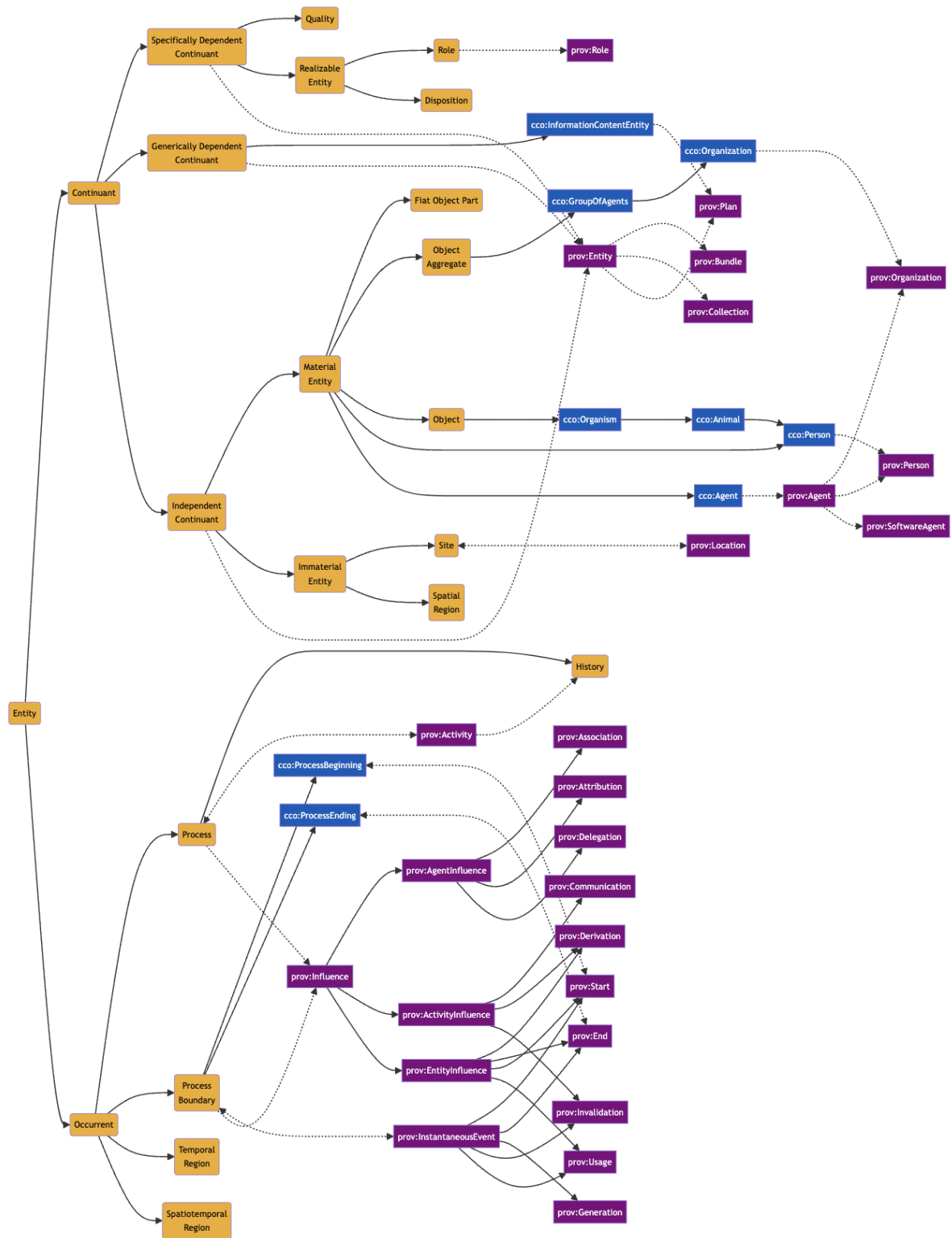
Out of 153 total classes and object properties in PROV-O and its extensions, 34 were explicitly mapped to BFO using 6 equivalence relations, 23 subsumption relations, and 8 SWRL rules. 36 terms were explicitly mapped to CCO using 5 equivalence relations, 22 subsumption relations, 1 property chain, and 6 SWRL rules. Finally, 25 terms were explicitly mapped to RO using 26 subsumption relations. Among the total mappings, 4 terms were supplemented with additional SKOS mappings to provide commentary on possible alternative mappings. Implicit mappings for all other PROV-O terms are entailed by logical axioms of the aligned ontologies. Some of the class mappings are displayed in **Figure 1**.

The mappings will be described in order of groupings used by the W3C PROV-O documentation. *Starting Point* terms are referred to as “a small set of classes and properties that can be used to create simple, initial provenance descriptions”. *Expanded terms* are subclasses and subproperties of Starting Point terms and also terms used to provide more specific details about provenance. *Qualified terms* are those used to provide “additional attributes of the binary relations” asserted by use of the Starting Point and Expanded terms.

---

<sup>12</sup> The disadvantage of doing this is that if the term’s label changed in the source ontology, the SSSOM *object label* annotation would become out-of-date.

## Mapping the Provenance Ontology to Basic Formal Ontology

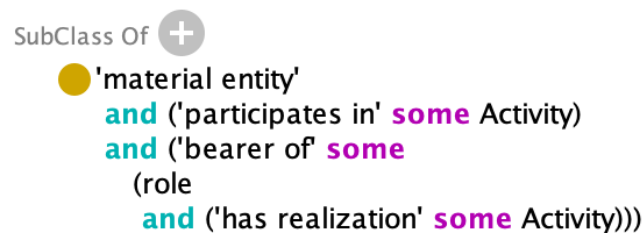


**Figure 1:** Illustration of some mappings between PROV-O and BFO. Dotted arrows indicate mappings, solid arrows indicate relations within an ontology, and bidirectional arrows indicate equivalence relations. This does not show relations between object properties, nor does it show complex relationships between terms represented with OWL existential axioms.

### Starting Point classes and object properties

**PROV Entity** is defined as “a physical, digital, conceptual, or other kind of thing with some fixed aspects; entities may be real or imaginary.” Our interpretation of this is that a PROV Entity can exist entirely, with all spatial parts, at different times. We have therefore mapped PROV Entity as a subclass of **BFO continuant**<sup>13</sup> with one exception. Instances of BFO spatial regions are continuants that neither participate in processes nor bear qualities. This exception is captured by mapping PROV Entity to a subclass of things that are **independent continuants** and **not spatial regions**, in a union with **generically dependent** and **specifically dependent continuants** in BFO<sup>14</sup>. In other words, every instance of a PROV Entity is one of these kinds of continuants but not a spatial region. Structurally, this mapping is supported by the disjoint relationship between PROV Entity and PROV Activity. This disjoint relationship is entailed by additionally mapping PROV Activity to a subclass of BFO occurrent because continuants and occurrents are disjoint.

**PROV Agent** is mapped as a subclass of **BFO material entities** that both *participate in* some PROV Activity and *bear* some **BFO role** that is *realized in* a PROV Activity (see **Figure 2**). The reason for this mapping is that a PROV Agent always has some matter as a part that persists in time. This is true even for instances of its subclass, PROV SoftwareAgent, which is defined as “running software”, because every particular instance of a PROV SoftwareAgent is a material realization of some software (which may itself be considered a generically dependent continuant). The definition of PROV Agent also states that an agent “bears some form of responsibility for an activity taking place, for the existence of an entity, or another agent’s activity”. This is formalized in axioms which entail that every PROV Agent *participates in*, and *bears* some role that is *realized in*, some PROV Activity.<sup>15</sup> According to Requirement VI3 in “The Rationale of Prov” [33], a PROV Agent could be a PROV Entity and this is possible in our mapping because both PROV Agent and PROV Entity are subclasses of BFO continuant.



**Figure 2:** PROV Agent is a subclass of BFO material entities that are related to PROV activities in certain ways (visualized in Protege [37]).

Having created a subsumption to a general class in BFO, we then developed a more specific, equivalence mapping for PROV Agent in CCO: A **PROV Agent** is equivalent to the intersection of

<sup>13</sup> Although PROV Entity has subclasses like PROV Collection that may seem similar to BFO object aggregate, we did not want to further restrict the kind of continuant that a PROV Entity may be.

<sup>14</sup> This axiom ensures that any other subclass of BFO continuant, which may be added by a domain ontology, is not automatically entailed to be a superclass of PROV Entity.

<sup>15</sup> According to the “open-world” interpretation of OWL, this does not entail that any data set with data about some PROV Agent should also include data about some PROV Activity or BFO role.

**CCO agents** that are a **CCO agent in** some PROV Activity. The BFO and CCO mappings are both provided for BFO users who are not CCO users, and for CCO users who want to benefit from the more specific equivalence relation mapping.

**PROV Activity** is mapped as equivalent to the class **BFO process**. The definition of PROV Activity includes “something that occurs over a period of time and acts upon or with entities”. Similarly, a BFO occurrent - the parent class of BFO process - is defined as “an entity that unfolds itself in time or it is the start or end of such an entity or it is a temporal or spatiotemporal region”. However, instances of PROV Activity do not seem to include instances of BFO temporal regions, such as the year 1986. Hence, BFO process was selected as a more appropriate equivalence class. Note that, although all instances of PROV Agent are *participants in* some PROV Activity at some time, *not all* instances of PROV Activity have participants. The definition of BFO process suggests that all processes have participants<sup>16</sup>, but this is not formalized as a logical axiom, so we did not include this axiom for PROV Activity either.

An important caveat to our mapping of PROV Agent and PROV Activity relates to *Requirement V14* in “The Rationale of PROV”, which states: “prov is to allow agents to be activities”. This stipulation is described as a consequence of *Requirement GE1*: “prov is to minimize class disjointness constraints and to use strong rationale when defining such constraints” and *Requirement GE2*: “prov is to include the mirror of each concept, where relevant.” The authors elaborate: “As a result, being an agent is not an intrinsic characteristic of an entity or activity. Instead, it is the very presence of responsibility relations that implies that some entities or activities are also agents.”

It is possible to formally accommodate Requirement V14, by mapping PROV Agent as the disjoint union of (non-spatial region) continuants and processes. This would ensure that every PROV Agent is an instance of a continuant or process but not both. Despite this mapping being a possible implementation, we decided not to include it, as this would ultimately go against the spirit of BFO’s core axiom that continuants and occurrents are disjoint. Our mapping is not merely a translation but is also intended to enrich the semantics of each ontology. Mapping PROV Agent to BFO continuant and PROV Activity to BFO process entails that PROV Agent is disjoint with PROV Activity. While this contradicts Requirement V14, it does not contradict any specific example provided in the essay or W3C documentation of something that is both a PROV Agent and PROV Activity.

In this case, there is indeed a strong reason for making continuants and occurrents disjoint. This rationale is given for *Requirement VI7*: “prov is not to allow an activity to be an entity”, where the authors state: “An activity represents something that “happened”, whereas an entity is a thing, whether real or imaginary. This distinction is similar to that between “continuant” and “occurrent” in logic”. Moreover, a simpler explanation of how an activity can be related to some responsibility is that an activity may involve an agent that bears that responsibility. This is formalized by our logical axiom stating that every PROV Agent bears some BFO role that is realized in a PROV Activity. However, this does not and should not entail that a PROV Agent could be a PROV Activity.

---

<sup>16</sup> A process “has some temporal proper part and for some time t, p has some material entity as participant” [10].

We will now highlight some Starting Point object properties in PROV. Since the domain and range of **PROV wasGeneratedBy** are PROV Entity and PROV Activity, respectively, it is mapped as a subproperty of **BFO participates in**, whose domain and range are non-spatial region continuants and process, respectively. A more specific subproperty mapping to CCO is also provided: **CCO is output of** has domain and range of continuant and process, respectively. Despite redundancy with BFO, a mapping to RO is also provided: **RO participates in** has domain and range of continuant and occurrent, respectively. All three mappings are logically consistent when used together. The difference with the BFO mapping is that it excludes spatial regions from being used in a PROV *wasGeneratedBy* relation. Both *participates in* predicates were used for practical reasons. While the RO predicate is more compatible with OBO Foundry ontologies, the BFO predicate is a newer, more refined version.

**PROV wasAssociatedWith** has domain PROV Activity and range PROV Agent. This is used to represent, for example, that an activity of illustrating was associated with an illustrator. This object property was mapped as a subproperty of **BFO has participant**, which is the inverse of BFO *participates in*. It was also mapped as a subproperty of **CCO has agent**, which is informally defined as relating between a BFO process and CCO Agent, but does not formally specify these as domain and range. Finally, PROV *wasAssociatedWith* was also mapped to **RO has participant**, which is the inverse of RO *participates in*.

### Expanded classes and object properties

Among the Expanded classes for PROV-O are PROV Person and PROV Organization. PROV Person is a good example of a term which might be incorrectly mapped if relying on automated lexical matching. CCO Person has the same RDFS *label* as PROV Person, however, PROV Person is a subclass of PROV Agent, while CCO Person is not a subclass of CCO Agent. To map these related terms, we mapped **PROV Person** as equivalent to the intersection of **CCO Person** and **PROV Agent**. This entails that every PROV Person is both a CCO Person and PROV Agent. However, this does *not* entail that every CCO Person is a PROV Person, much less a PROV Agent. All of the same considerations apply to PROV Organization, which is a subclass of PROV Agent, while CCO Organization is not a subclass of CCO Agent. Therefore, **PROV Organization** is equivalent to the intersection of **CCO Organization** and **PROV Agent**.

**PROV Location** is mapped as equivalent to **BFO site**, which is defined as “a three-dimensional immaterial entity whose boundaries either (partially or wholly) coincide with the boundaries of one or more material entities or have locations determined in relation to some material entity”. On the other hand, the informal definition of PROV Location states that an instance of it “can also be a non-geographic place such as a directory, row, or column”. This fits with our mapping if we interpret a row in a digital spreadsheet, for example, as being located inside and bound by some material realization of a computer.

Expanded object properties include **PROV hadPrimarySource**, **wasQuotedFrom**, and **wasRevisionOf**. These are all subproperties of **PROV wasDerivedFrom**, with domain and range of PROV Entity, which was mapped as a subproperty of **RO causally influenced by**. This mapping

allows us to interpret any derivation relation represented in PROV as a causal relation between entities. By contrast, **PROV *wasInvalidatedBy*** has domain and range of PROV Entity and PROV Activity, respectively. This was mapped as a subproperty of both **BFO *participates in*** and **RO *participates in***, which have slightly different domains and ranges, as mentioned previously. Finally, PROV *wasInvalidatedBy* was also mapped as a subproperty of **CCO *is affected by***, which has BFO continuant and process as its domain and range.

**PROV *atLocation*** was mapped using SWRL rules. Its domain is the union of PROV Agent, PROV Activity, PROV Entity and PROV InstantaneousEvent, while its range is PROV Location. In BFO, there are two object properties similar to PROV *atLocation*. The domain of **BFO *occurs in*** is the union of BFO process and process boundary, while its range is the union of BFO site and material entity. **BFO *located in*** has a domain and range of BFO independent continuants that are not spatial regions. In order to map PROV *atLocation* to both of these object properties, SWRL rules were used to restrict the domain and range of particular instances of them. Here are the SWRL rules for mapping between PROV *atLocation* and BFO *occurs in*, preceded with informal descriptions of each:

*"If a PROV Activity is **at** some **location**, then it **occurs in** that location"*

prov:atLocation(?x, ?y) ^ prov:Activity(?x) -> obo:BFO\_0000066(?x, ?y)

*"If a PROV InstantaneousEvent is **at** some **location**, then it **occurs in** that location"*

prov:atLocation(?x, ?y) ^ prov:InstantaneousEvent(?x) -> obo:BFO\_0000066(?x, ?y)

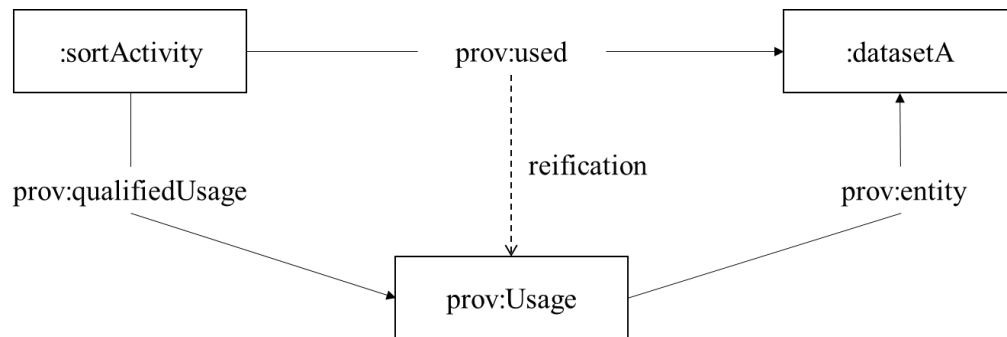
*"If something **occurs in** a PROV Location, then it is **at** that **Location**"*

obo:BFO\_0000066(?x, ?y) ^ prov:Location(?y) -> prov:atLocation(?x, ?y)

These rules restrict the domain of PROV *atLocation* to the domain of BFO *occurs in*, the union of process and process boundary, which are mapped as equivalent to PROV Activity and PROV InstantaneousEvent, respectively. This allows a semantic reasoner to automatically infer that some subset of the instances of the PROV *atLocation* relation are also instances of the BFO *occurs in* relation – only those involving a PROV Activity or PROV InstantaneousEvent. Conversely, the last rule restricts the range of *occurs in* to entail that anything related by the *occurs in* relation to a PROV Location is also related to it by the PROV *atLocation* relation. These rules are necessary because some instances of PROV *atLocation* could involve a PROV Entity or PROV Agent, which are disjoint with BFO process and process boundary in virtue of being subclasses of “continuant”. That is, instances of PROV *atLocation* can be inferred to be instances of BFO *occurs in* only when involving instances of PROV Activity or PROV InstantaneousEvent. Similar SWRL rules provide a mapping between PROV *atLocation* and BFO *located in*.

### Qualified classes and object properties

The Qualification Pattern employed in PROV-O is a particular form of *reification*, which is generally recommended as a standard methodology for alleviating the representational limits of description logic [34] and representing n-ary information among the OWL community [35]. For any unqualified binary object property in the Starting Point or Expanded categories (which is called “Unqualified Influence” in [6]), say, *PROV used*, if there is need to annotate more information concerning it except its explicit relata, say, *:sortActivity* and *:datasetA* (a corresponding RDF triple is: *:sortActivity prov:used :datasetA*)<sup>17</sup>, the Qualification Pattern would reify it as an instance of *Qualified Influence* class, say, *PROV Usage*, and then restrict relevant information to the instance of *PROV Usage* via new *representational artifact properties* (see **Figure 3**). Two examples of representational artifact properties are *PROV qualifiedUsage* and *PROV entity*. The former is a *Qualification Property*, which serves as connecting an instance of an *Influenced Class* (e.g. *:sortActivity*) to the instance of *Qualified Influence* to which it is subject (e.g. the particular *PROV Usage*), while the latter is an *Influencer Property*, which serves as connecting the instance of *Qualified Influence* to an instance of an *Influencing Class* (e.g. *:datasetA*) as its influencer. Other representational artifact properties could be posited for connecting more additional information to the instance of *Qualified Influence* when necessary. For more discussion, see Supplement: Qualified Influence Mappings.



**Figure 3:** Illustration of a Qualified Pattern [6].

In this way, the Qualification Pattern introduces 17 Qualified Influence classes, 14 Qualification Properties, 4 Influencer Properties, and 10 additional classes or properties used for qualified data annotation in PROV-O. First, **PROV Influence**, as the superclass of the other 16 Qualified Influence classes, is mapped to a subclass of the *disjoint union* of **BFO process** and **BFO process boundary**. In PROV-O, some of its subclasses such as **PROV Generation**, **PROV Start**, and **PROV End** are subsumed under **PROV InstantaneousEvent**, which is equivalently mapped to **BFO process boundary** since the instances of *PROV InstantaneousEvent* are indivisible boundaries of some *PROV Activity* that is equivalently mapped to *BFO process*. Other subclasses of *PROV Influence*, like **PROV Communication**, are not subsumed under *PROV InstantaneousEvent*, and therefore are mapped as subclasses of **BFO process** instead. Either way, however, no subclass of *PROV Influence* can be both a process and a process boundary because process and process boundary are disjoint in BFO.

<sup>17</sup> <https://www.w3.org/TR/prov-o/#qualifiedRevision>

It is worth noting a radical divergence of our mapping of PROV Influence from its original definition in PROV-O. According to its original definition,

“Influence is the capacity of an entity, activity, or agent to have an effect on the character, development, or behavior of another by means of usage, start, end, generation, invalidation, communication, derivation, attribution, association, or delegation.”

In our view, PROV-O authors’ conception of influence as capacity is intended to emphasize the dependent nature of PROV Influence. After all, a capacity, understood as a special kind of BFO disposition, would be a BFO specifically dependent continuant since it specifically depends on some independent continuant as its bearer. For example, an act of illustrating a bar chart, when considered as a type of influence on the bar chart, clearly depends on the existence of an illustrator. The bar chart could also be derived from some dataset, and this derivation clearly would depend on the dataset. However, in both cases, it seems more appropriate to consider these influences as *events* occurring in time and not *capacities* of the illustrator or dataset, respectively. This example comes from the W3C documentation<sup>18</sup>, where an illustration and derivation of a bar chart are both classified as examples of PROV Influence (see **Figure 4**). The illustration is classified as a PROV Generation, which is a subclass of PROV InstantaneousEvent, while the derivation is classified as a PROV Derivation.

```

:bar_chart
  a prov:Entity, ex:Chart;
  prov:wasDerivedFrom :aggregatedByRegions;
  prov:qualifiedDerivation [
    a prov:Derivation;
    prov:entity :aggregatedByRegions;
    prov:hadGeneration :illustration;
  ];
.

:aggregatedByRegions a ex:Dataset .

:illustration
  a prov:Generation,
    prov:InstantaneousEvent;
  prov:activity :illustrationActivity;
  prov:atTime "2012-04-03T00:00:11Z"^^xsd:dateTime;
.

:illustrationActivity
  a prov:Activity;
  prov:startedAtTime "2012-04-03T00:00:00Z"^^xsd:dateTime;
  prov:endedAtTime "2012-04-03T00:00:25Z"^^xsd:dateTime;
.

```

**Figure 4:** Example instance of PROV Generation represented in RDF Turtle from the W3C documentation [6].

This example shows that some PROV influences are events that only exist at an instant of time. If we assume that no capacity only exists at an instant of time<sup>19</sup>, then not all influences are capacities. Put another way, our mapping of PROV InstantaneousEvent to BFO process boundary entails that some instances of PROV Influence, such as PROV Generation, cannot be classified as capacities as BFO dispositions. This is because process boundaries and dispositions are disjoint in

<sup>18</sup> <https://www.w3.org/TR/prov-o/#hadGeneration>

<sup>19</sup> A capacity, represented as a BFO disposition and therefore continuant, exists and maintains its identity through time without temporal parts. By contrast, influences as processes or process boundaries can be divided into temporal parts.



BFO: the former are occurrents while the latter are continuants. The dependent nature of PROV Influence is better explained by classifying these as BFO processes and process boundaries that depend on agents through relations such as BFO *has participant*. An instance of a bar chart being generated, considered as a kind of influence, is not a capacity of an agent, but the boundary of a process that an agent *participates in* while it occurs over time. A PROV Influence may also *realize* a capacity represented as BFO disposition, but it is not identical to that capacity, nor is anything like this represented in any canonical PROV-O example.

PROV-O further divides PROV Influence into 3 direct child classes – **PROV EntityInfluence**, **PROV ActivityInfluence**, **PROV AgentInfluence** – according to a trisection of influencers. Since an influencer is an entity, activity, or agent, the influence it exerts is, accordingly, an entity influence, activity influence, or agent influence. These 3 influence classes lack equivalent mappings in BFO, but they are automatically mapped into a subclass of the disjoint union of BFO process and BFO process boundary since they are subclasses of PROV Influence. Furthermore, their respective subclasses such as **PROV Derivation** and **PROV Generation**, though similarly lacking equivalent BFO-mappings, are more specifically mapped to either a subclass of BFO process or a subclass of BFO process boundary (see **Figure 10** in Supplement: Qualified Influence Mappings).

CCO is used to provide two additional cases of equivalent mappings. **PROV Start** is equivalently mapped to **CCO process beginning**, while **PROV End** is equivalently mapped to **CCO process ending**. PROV-O treats PROV Start and End as instantaneous events connected to particular activities via the Qualification Properties **PROV qualifiedStart** and **qualifiedEnd**, subject to further restrictions by particular triggering entities, locations, time data, and so on. So, PROV Start and PROV End can be matched to CCO process beginning and CCO process ending. A process beginning/ending is a process boundary occurring on the starting/ending instant of the temporal period occupied by a process that is equivalent to PROV Activity.

In addition to PROV InstantaneousEvent, PROV-O uses two other classes for annotating qualified data concerning provenance. We map **PROV Role** directly to a subclass of **BFO role** on the grounds that a PROV Role is externally determined by the context in which the bearer plays the role and thus serves as a BFO role. However, PROV Role is not made equivalent to BFO role because it is defined as existing specifically in a “context of a usage, generation, invalidation, association, start, and end.”

The case of **PROV Plan** is more complicated. It is mapped to a subclass of **CCO Information Content Entity**. According to CCO, an Information Content Entity is a BFO generically dependent continuant (GDC) that generically depends on some CCO Information Bearing Entity and stands in relation of aboutness to some Entity. It is clear that a PROV Plan is a GDC because it may have multiple copies and thus does not have to depend on any specific bearer. And a PROV Plan is clearly about some Entity in the BFO or CCO sense since it “represents a set of actions or steps intended by one or more agents to achieve some goals.”<sup>20</sup> Also, given that CCO information content entity is a subclass of BFO generically dependent continuant, our CCO

<sup>20</sup> <http://www.w3.org/ns/prov#Plan>

mapping result implies that PROV Plan is mapped to a subclass of GDC in BFO.

However, it is worth noting that PROV Plan is not mapped to **CCO Plan**, though they are similar to some degree. A CCO plan is a Directive Information Content Entity that prescribes some set of intended Intentional Acts through which some Agent expects to achieve some Objective. Here CCO plan is constrained to the prescription of intentional acts, but PROV Plan is allowed to prescribe activities or processes that are broader than intentional acts. As its definition reveals, “[t]here exist no prescriptive requirement on the nature of plans, their representation, the actions or steps they consist of, or their intended goals.”<sup>21</sup> Therefore, there is no reason for limiting PROV Plan only to Directive Information Content Entity, and thus there is no equivalent mapping between PROV Plan and CCO plan.

Next, consider how Qualified Properties in PROV-O are mapped to object properties in BFO, RO, and/or CCO. The Qualified Properties contain 14 Qualification Properties, 4 Influencer Properties, and 6 additional object properties. Although there is no equivalent mapping for any object property belonging to the first two groups of Qualified Properties, they are mapped to corresponding object properties in BFO, RO, and/or CCO at least in terms of the subsumption relation represented by RDFS *subPropertyOf*. For example, **PROV qualifiedInfluence** and **PROV influencer** serve as the superproperty among their respective group of properties, Qualification Property and Influencer Property. Given their maximal causal generality, a plausible proposal is to appeal to RO by mapping them both as subproperties of **RO causally related to**. The same is for **PROV wasInfluencedBy**, the most general one among the 6 additional qualified properties.

Of the remaining specific Qualified Properties, we highlight mappings of PROV properties whose domain or range is mapped to a subclass of BFO process boundary. Few object properties in BFO, RO, and CCO directly involve process boundary. We thus find it tractable to map domains and ranges in these PROV properties to the parent class BFO process boundary: *occurrent*. This fact also indirectly shows why there exists no equivalent mapping for some Qualified Properties. For example, **PROV qualifiedStart**, **qualifiedEnd**, and **qualifiedUsage** take PROV Activity as their shared domain, and their respective ranges are PROV Start, PROV End, and PROV Usage, which are all mapped as subclasses of BFO process boundary, as we have seen above. In light of this, the most appropriate way is to map them as subproperties of **BFO has temporal part** and **RO causal relation between processes**, because the latter two object properties both take *occurrents* including process boundaries as their domain and range.

A more difficult type of cases concerns how to map **PROV qualifiedGeneration** and **PROV qualifiedInvalidation**. As their respective range, PROV Generation and PROV Invalidation are also mapped as subclasses of BFO process boundary. Given that their shared domain is PROV Entity, however, they cannot be mapped as subproperties of **BFO has temporal part** or **RO causal relation between processes** as above.

Then, is it possible to map them to any object properties in CCO? Indeed, the meanings of PROV *qualifiedGeneration* and PROV *qualifiedInvalidation* are somewhat similar to those of CCO *is*

---

<sup>21</sup> <https://www.w3.org/TR/prov-o/#Plan>

*output of* and *CCO is affected by*, respectively. But it is inconsistent to directly map the former to the latter by the subsumption relation because the latter take process as their shared range but process is disjoint with process boundary (as the former's range). Therefore, we have to appeal to SKOS *relatedMatch* as a last resort here. Another less difficult case of SKOS mapping is **PROV qualifiedQuotation**. Although its domain PROV Entity and range PROV Quotation do not involve process boundary, it is also impossible to directly map it as a subproperty of *CCO is output of* given the loose connection between their meanings. So SKOS *relatedMatch* is again used for an indirect mapping of PROV *qualifiedQuotation* to **CCO is output of**. Nevertheless, all of these qualified properties are still transitively subsumed by our mapping of PROV *qualifiedInfluence* to RO *causally related to*.

Up to now we have reviewed all important mapping cases of qualified classes and object properties. The remaining 13 qualified properties, though not discussed here, are encoded in the mapping files.

### Inconsistencies

All mappings were tested by importing them along with BFO, RO, CCO, and all example instances (~235 individuals) from the W3C documentation into a temporary OWL ontology that is verified for satisfiability and consistency using the HermiT reasoner. Two examples from the W3C PROV-O documentation were discovered to be inconsistent with PROV-O itself, independently of our mappings. First, *Example 4* relates an instance of publication activity to a post editor via the PROV *wasAttributedTo* relation, whose domain is PROV Entity.<sup>22</sup> This entails that the publication activity is both a PROV Activity and a PROV Entity, but these classes are disjoint in PROV-O, so this results in a contradiction. Second, the example for PROV Revision relates an instance of a PROV Entity to someone via the PROV *wasAssociatedWith* relation, whose domain is PROV Activity. This results in a contradiction because PROV Entity and PROV Activity are disjoint.

Two example instances were found to be inconsistent with our mappings. One is an instance of PROV Entity, a digested protein sample that is related to a different, (non-digested) protein sample via the PROV *entity* object property (**Figure 5**). This object property is used to qualify the influence of one entity on another, and so its domain is PROV EntityInfluence.<sup>23</sup>

<sup>22</sup> <https://www.w3.org/TR/prov-o/#narrative-example-expanded-3>

<sup>23</sup> <https://www.w3.org/TR/prov-o/#hadUsage>

```

:digestedProteinSample1
  a prov:Entity;
  prov:wasDerivedFrom :proteinSample;
  prov:qualifiedDerivation [
    a prov:Derivation;
    prov:hadUsage [
      a prov:Usage;
      prov:entity :Trypsin;
      prov:hadRole :treatmentEnzyme;
    ];
  ];
  prov:entity :proteinSample;
.
:proteinSample a prov:Entity .

```

Figure 5: Inconsistency between PROV-O Digested Protein Test Instances and our mapping [6].

The above example assertions entail that the digested protein sample is also an instance of PROV EntityInfluence. However, PROV Entity is a continuant while PROV EntityInfluence is an occurrent, and these classes are disjoint. Therefore, the disjointness of continuant and occurrent is inconsistent with the digested protein sample being both a PROV Entity and a PROV EntityInfluence. What explains this inconsistency with our mapping? We maintain that the digested protein sample should have been related to the protein sample in another way, via PROV *wasDerivedFrom* and this derivation is additionally represented with PROV Derivation, which is a PROV EntityInfluence. It appears that the PROV *entity* relation should have been attached to the PROV Derivation (Figure 7), not the digested protein sample instance itself (Figure 6). This demonstrates how our mapping can be used to find mistakes that are otherwise consistent with PROV-O.

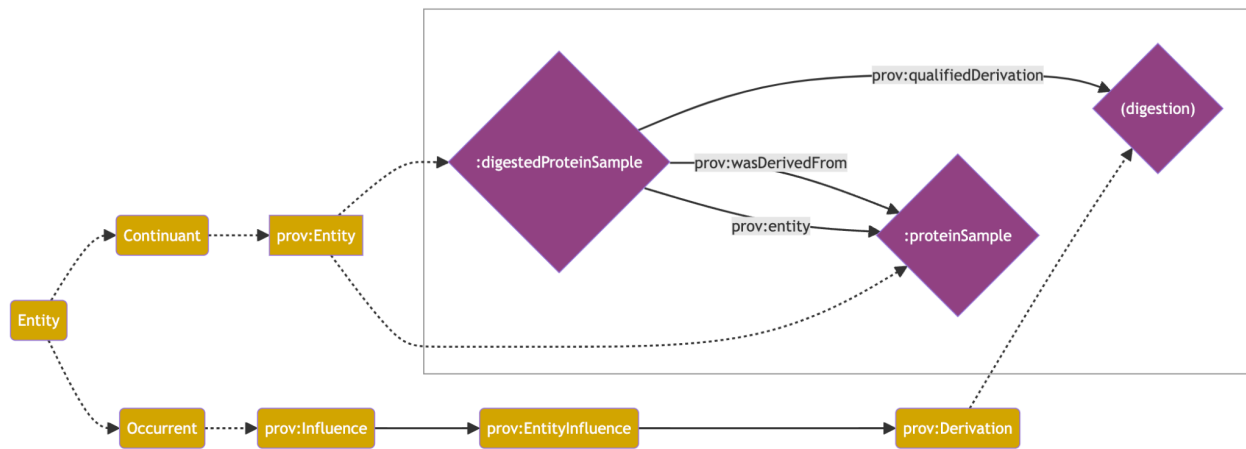


Figure 6: The PROV-O example instances that contradict our alignment. Instances are shown as diamonds (parentheses for anonymous nodes), classes as boxes, and object properties as labeled arrows.

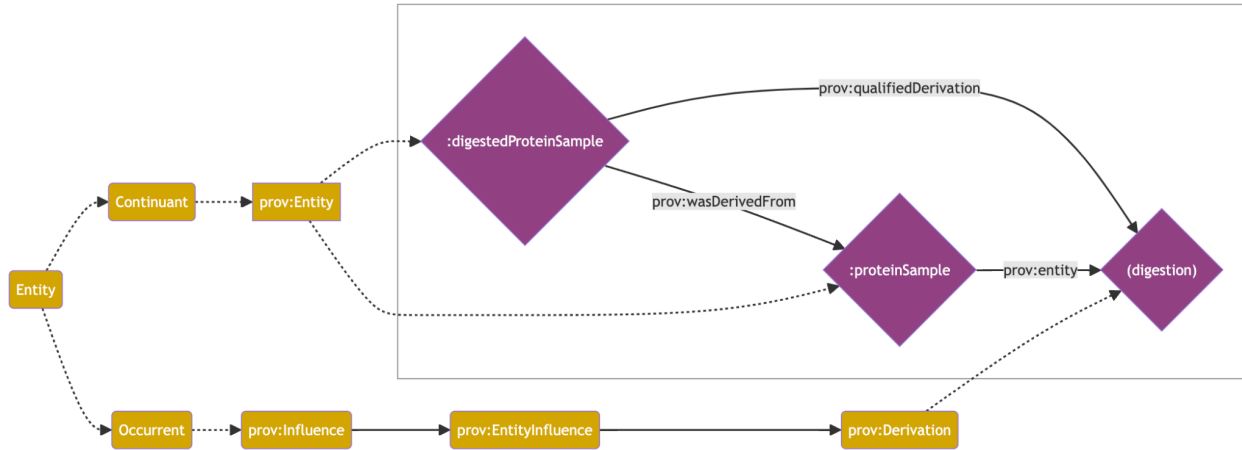


Figure 7: Adjusting the PROV-O test instance to avoid inconsistency.

Another case of inconsistency concerns an instance of PROV Activity, `:sortActivity`, that is tagged with PROV *atTime* (Figure 8). PROV *atTime* is defined as "the time at which an InstantaneousEvent occurred, in the form of `xsd:dateTime`", having domain PROV InstantaneousEvent, which is equivalently mapped to BFO process boundary. But in our mapping work, PROV Activity is mapped to BFO process, which is disjoint with process boundary. So this case is inconsistent with our mapping work again. What explains this inconsistency? This same instance is related in other examples via the PROV *startedAtTime* data property, whose domain is PROV Activity (Figure 9).<sup>24</sup> This suggests that this one example may have mistakenly used PROV *atTime* instead of PROV *startedAtTime*.

```
:sortActivity
  a prov:Activity;
  prov:atTime      "2011-07-16T01:52:02Z"^^xsd:dateTime;
  prov:used        :datasetA;
  prov:generated   :datasetB;
  .
```

Figure 8: An instance of PROV-O that is inconsistent with our mapping. Source: W3C PROV-O.

```
:sortActivity
  a prov:Activity;
  prov:startedAtTime "2011-07-16T01:52:02Z"^^xsd:dateTime;
  prov:qualifiedUsage [
    a prov:Usage;
    prov:entity      :datasetA;          ## The entity used by the prov:Usage
    prov:hadRole     :inputToBeSorted;  ## the role of the entity in this prov:Usage
  ];
  prov:generated :datasetB;
  .
```

Figure 9: Another example of the same PROV-O instance that uses a different object property, consistent with our mapping [6].

<sup>24</sup> <https://www.w3.org/TR/prov-o/#Usage>

## Discussion

A total alignment was achieved such that every class and object property from PROV-O and its extensions is mapped to some class or object property from BFO or its extensions, RO and CCO. The mapping predicates used represent simple or complex equivalence and subsumption relations, implemented with OWL *equivalentClass*, OWL *equivalentProperty*, RDFS *subClassOf*, RDFS *subPropertyOf*, OWL *propertyChainAxiom*, and SWRL rules. OWL annotation axioms provided provenance metadata for each mapping. Coherence, consistency, and conservativity of the alignment was verified with a variety of ontology engineering techniques. The alignment serves as a test for these techniques, which may be reused in future projects. SPARQL queries, SWRL rules, OWL axiom annotations, and SKOS metadata are all W3C-affiliated options for ontology mapping in support of FAIR principles.

The current mappings are practically useful for a number of reasons. They allow for integration of PROV-O data in projects using BFO, RO, or CCO, and vice versa. For example, our mappings entail mappings from BFO to SOSA when combined with PROV-SOSA mappings [36]. Most significantly, the mappings demonstrate how BFO and related ontologies can be used to find inconsistencies in data by enriching it with additional logical axioms. In this case, potential mistakes in example data were found that were consistent with PROV alone. The initial BFO class mapping was used to narrow down possible object property mappings, which demonstrates the value of mapping to upper-level ontologies. Finally, the mappings may serve as a reference alignment for evaluating and improving automated ontology matching systems [5].

Our methodology described stages of alignment to maximize interoperability in terms of the types and number of mapping relations between ontologies. An alignment which provides a full interpretation of PROV-O into BFO using only equivalence relations may be achievable in future work. However, we do not recommend adding terms to either sets of ontologies for the sole purpose of creating equivalence mappings between individual terms. Instead, existing terms should be reused. For example, we did not find an equivalence mapping for PROV *wasAttributedTo*. Users of BFO-based ontologies should use this term instead of creating an equivalent term.<sup>25</sup> Reusing existing terms helps ensure that ontologies do not overlap in scope. When an existing term is reused, a mapping is unnecessary and therefore semantic interoperability is already achieved.

---

<sup>25</sup> An exception to this would be to add terms that are not individually equivalent to an existing term, but maybe used for other independent reasons.

## Data Availability

The mapping files for each ontology and all related project resources are archived at <https://doi.org/10.5281/zenodo.11339194> for use according to the Creative Commons Zero v1.0 Universal license. The mapping files are serialized using RDF Terse Triple Language (“Turtle”).

## Code Availability

The mapping project is maintained in a Git repository hosted in Github at <https://github.com/BFO-Mappings/PROV-to-BFO>. This repository contains the RDF Turtle files, SPARQL query files, GNU Makefile, and Protege [37] catalog file used for representing and verifying the alignment. The project dependencies and their versions are listed in the repository, which include the tools ROBOT, HermiT, GNU Make, and specific versions of RDF, RDFS, OWL, SPARQL, and SWRL.

## References

- [1] Jackson, R. C. et al. OBO Foundry in 2021: operationalizing open data principles to evaluate ontologies. *Database* **2021**, baab069 (2021).
- [2] Smith, B. Ontology (Science). *Nature Proceedings*, 2008, 3-4, <https://doi.org/10.1038/npre.2008.2027.1> (2008).
- [3] Beverley, J. et al. Coordinating virus research: The Virus Infectious Disease Ontology. *PLoS One* **19**(1), e0285093, <https://doi.org/10.1371/journal.pone.0285093> (2024).
- [4] W3C OWL Working Group. OWL 2 Web Ontology Language Document Overview (Second Edition). W3C Recommendation 11 December 2012, <https://www.w3.org/TR/2012/REC-owl2-overview-20121211/> (2012).
- [5] Euzenat, J., & Shvaiko, P. *Ontology Matching*, 2nd edition. Heidelberg: Springer. 43-51 & 300 (2013).
- [6] Lebo, T. et al. PROV-O: The PROV Ontology. W3C Recommendation April 30 2013, <https://www.w3.org/TR/2013/REC-prov-o-20130430/> (2013).
- [7] Groth, P. & Moreau, L. PROV-Overview. W3C Working Group Note, 30 April 2013, <https://www.w3.org/TR/2013/NOTE-prov-overview-20130430/> (2013).
- [8] International Organization for Standardization. Information technology — Top-level ontologies (TLO) — Part 2: Basic Formal Ontology (BFO) (ISO Standard No. 21838-2:2020), <https://www.iso.org/standard/74572.html> (2016).
- [9] Arp, R., Smith, B. & Spear, A.D. *Building Ontologies with Basic Formal Ontology*. Cambridge, MA: MIT Press. (2015).
- [10] BFO 2020. Version 2024-01-29. <https://github.com/BFO-ontology/BFO-2020/releases/tag/release-2024-01-29> (2024).



- [11] Smith B. et al. Relations in biomedical ontologies. *Genome Biol.* **6**(5), R46. doi: 10.1186/gb-2005-6-5-r46. Epub 2005 Apr 28. PMID: 15892874; PMCID: PMC1175958. (2005).
- [12] Mungall, C. et al. OBO Relations Ontology. Version 2024-04-24. <https://github.com/oborel/obo-relations/releases/tag/v2024-04-24> (2024).
- [13] CUBRC. An Overview of the Common Core Ontologies. Version v1.5. 2024-02-14. <https://github.com/CommonCoreOntology/CommonCoreOntologies> (2019).
- [14] Brickley, D. & Guha, R. Resource Description Framework (RDF) Schema Specification 1.0. RDF Schema 1.1. W3C Recommendation 25 February 2014, <https://www.w3.org/TR/2014/REC-rdf-schema-20140225/> (2014).
- [15] Horrocks, I. SWRL: A Semantic Web Rule Language Combining OWL and RuleML. W3C Member Submission 21 May 2004, <https://www.w3.org/submissions/2004/SUBM-SWRL-20040521/> (2004).
- [16] Shearer R., Motik B. & Horrocks I. Hermit: A Highly-Efficient OWL Reasoner. *OWLED* **432**, (2008).
- [17] Glimm, B., Horrocks, I., Motik, B., Stoilos, G. & Wang, Z. Hermit: an OWL 2 reasoner. *Journal of Automated Reasoning* **53**, 245-269, Version 1.4.5.456, <https://mvnrepository.com/artifact/net.sourceforge.owlapi/org.semanticweb.hermit/1.4.5.456> (2014).
- [18] Miles, A. & Bechhofer, Sean. SKOS simple knowledge organization system reference. W3C Recommendation 18 August 2009, <https://www.w3.org/TR/2009/REC-skos-reference-20090818/> (2009).
- [19] Jiménez-Ruiz, E., Cuenca Grau, B., Horrocks, I. & Berlanga, R.: Logic-based Assessment of the Compatibility of UMLS Ontology Sources. *J. Biomed. Semant.* **2** (Suppl 1), S2 (2011).
- [20] Lutz, C., Walther, D. & Wolter, F. Conservative Extensions in Expressive Description Logics. *IJCAI* **7**, 453-458 (2007).
- [21] Solimando, A., Jimenez-Ruiz, E. & Guerrini, G. Minimizing conservativity violations in ontology alignments: Algorithms and evaluation. *Knowledge and Information Systems* **51**, 775-819 (2017).
- [22] Grüninger, M., Hahmann, T., Hashemi, A., Ong, D. & Ozgovde, A. Modular first-order ontologies via repositories. *Applied Ontology*, **7**(2), 169-209 (2012).
- [23] Grüninger, M., Chui, C.S., & Katsumi, M. Upper Ontologies in COLORE. *Proceedings of the Joint Ontology Workshops (JOWO)*, 3 (2017).
- [24] Harris, S., Seaborne, A., & Prud'hommeaux, E. SPARQL 1.1 query language. W3C Recommendation 21 March 2013, <https://www.w3.org/TR/2013/REC-sparql11-query-20130321/> (2013).
- [25] Jackson, R. C. et al. ROBOT: a tool for automating ontology workflows. *BMC bioinformatics*,



- 20, 1-10, Version 1.9.5, <https://github.com/ontodev/robot/releases/tag/v1.9.5> (2019).
- [26] Gavin, C. & Prud'hommeaux, E. RDF 1.1 Turtle — Terse RDF Triple Language. W3C Recommendation 25 February 2014, <https://www.w3.org/TR/2014/REC-turtle-20140225/> (2014).
- [27] Janowicz, K. et al. SOSA: A Lightweight Ontology for Sensors, Observations, Samples, and Actuators. *J. Web Semant.* **56**, 1-10 (2018).
- [28] Haller, A. et al. Semantic Sensor Network Ontology. W3C Recommendation 19 October 2017, <https://www.w3.org/TR/2017/REC-vocab-ssn-20171019/> (2009).
- [29] GNU Make. <https://www.gnu.org/software/make/> (n.d.). Accessed 5 May 2024.
- [30] Wilkinson, M. D. et al. The FAIR Guiding Principles for scientific data management and stewardship. *Scientific Data* **3.1**, (2016).
- [31] Garijo, D. & Echkert, K. Dublin Core to PROV Mapping. W3C Working Group Note 30 April 2013, <https://www.w3.org/TR/2013/NOTE-prov-dc-20130430/> (2013).
- [32] Matentzoglou, N. et al. A simple standard for sharing ontological mappings (SSSOM). *Database* **2022**, <https://doi.org/10.1093/database/baac035> (2022).
- [33] Moreau, L., Groth, P., Cheney, J., Lebo, T. & Miles, S. The rationale of PROV. *Journal of Web Semantics* **35**, 235-257 (2015).
- [34] Baader, F., Horrocks, I., Lutz, C. & Sattler, U. *Introduction to Description Logic*. Cambridge University Press. (2017).
- [35] Noy, N. & Rector, A. Defining N-ary Relations on the Semantic Web. W3C Working Group Note 12 April 2006, <https://www.w3.org/TR/2006/NOTE-swbp-n-aryRelations-20060412/> (2006).
- [36] Compton, M., Corsar, D. & Taylor, K. Sensor Data Provenance: SSNO and PROV-O Together At Last. In *TC/SSN@ISWC*, 67-82, (2014).
- [37] Musen, M. A. The protégé project: a look back and a look forward. *AI matters* **1.4**, 4-12 (2015).
- [38] Gangemi, A. & Mika, P. Understanding the Semantic Web through Descriptions and Situations. In Meersman, R., Tari, Z., Schmidt, D. C. (eds.), *On the Move to Meaningful Internet Systems 2003: CoopIS, DOA, and ODBASE*. OTM Confederated International Conferences, Catania, Sicily, Italy, November 3-7, 2003, **2888**. Lecture Notes in Computer Science. Springer, 689-706, [https://doi.org/10.1007/978-3-540-39964-3\\_44](https://doi.org/10.1007/978-3-540-39964-3_44) (2003).
- [39] Guarino, N. & Welty, C. An Introduction to Ontoclean (revised version). In Staab, S., and Studer, R. (eds.), *Handbook on Ontologies* (second edition). Springer: 201-221. (2009).
- [40] Grewe, N. et al. Expressing Time-dependent Relations through Temporal Qualifications. <https://studylib.net/doc/6849748/1---basic-formal-ontology--bfo> (2016).

## Acknowledgements

The authors would like to thank Timothy Lebo for guidance and context about PROV-O. Jonathan Vajda and Ali Hasanzadeh also provided feedback about BFO.

## Author Information

### Authors and Affiliations

#### **National Center for Ontological Research, University at Buffalo, Buffalo, NY, USA**

Tim Prudhomme, Giacomo De Colle, Austin Liebers, Alec Sculley, Peihong (Karl) Xie, John Beverley, & Sydney Cohen

#### **Department of Philosophy, University at Buffalo, Buffalo, NY, USA**

Giacomo De Colle, Austin Liebers, & John Beverley

#### **Conceptual Systems, Chapel Hill, NC, USA**

Tim Prudhomme

#### **Summit Knowledge Solutions, Arlington, VA, USA**

Alec Sculley

#### **Department of Philosophy, University of Vienna, Vienna, Austria**

Peihong (Karl) Xie

#### **Institute for Artificial Intelligence and Data Science, Buffalo, NY, USA**

John Beverley

## Contributions

Tim Prudhomme - engineering, writing, ontology curation, project management, documentation

Giacomo De Colle - ontology curation, writing, presentation

Austin Liebers - ontology curation, writing, presentation

Alec Sculley - ontology curation, writing

Peihong (Karl) Xie - ontology curation, writing

Sydney Cohen - project management, ontology curation, documentation

John Beverley - senior researcher, supervision, ideation

### Corresponding Author

Correspondence to [Tim Prudhomme](#).

### Competing Interests

None

**Supplement: Qualified Influence Mappings**

Qualified Influence Classes in PROV-O			BFO Class Mappings	
prov:Influence	prov:EntityInfluence	prov:Derivation	BFO process (?)	A subclass of the disjoint union of BFO process and BFO process boundary
		prov:PrimarySource	BFO process (?)	
		prov:Quotation	BFO process (?)	
		prov:Revision	BFO process (?)	
		prov:Usage	BFO process boundary	
		prov:Start	BFO process boundary	
		prov:End	BFO process boundary	
	prov:ActivityInfluence	prov:Communication	BFO process (?)	
		prov:Generation	BFO process boundary	
		prov:Invalidation	BFO process boundary	
	prov:AgentInfluence	prov:Attribution	BFO process (?)	
		prov:Association	BFO process (?)	
		prov:Delegation	BFO process (?)	

**Figure 10:** PROV Generation, Invalidation, Usage, Start, and End are subclasses PROV InstantaneousEvent, which is mapped to BFO process boundary. Other subclasses of PROV Influence which are not classified as PROV InstantaneousEvent *could* be interpreted to be subclasses of BFO process, which are indicated here with question marks. Therefore, PROV Influence is mapped as a *subclass* of the disjoint union of BFO process and BFO process boundary because nothing can be both a process and process boundary.

**Supplement: Qualification Patterns**

We provide mappings of qualified terms involved in the Qualification Pattern, but it should be noted that those terms, strictly speaking, do not belong to the scope of real classes or object properties in PROV-O. Rather, they merely serve as representational artifacts for the purpose of reification. Therefore, our mappings of them are not intended for forcing ontology users to adopt the Qualification Pattern or the more general strategy of reification, especially if they have different preferences in the matter of representing N-ary information in OWL. For the purpose of N-ary information representation, we notice that there are different forms of reification, and there are also some non-reification options such as the description/situation strategy [38], the strategy of non-rigid classification [39], and the strategy of temporally qualified continuants [40]. In light of this, we are open to these various methodological options, and thus our mappings of qualified terms are mostly for indicating the compatibility of the current methodology employed in PROV-O with BFO, RO, and CCO. The Qualification Pattern or reification can be a useful methodological supplement to an application ontology, but it should not be regarded as indispensable to the target ontology.