

An Interactive Augmented Reality Interface for Personalized Proxemics Modeling

Massimiliano Nigro, Amy O'Connell, Thomas Groechel, Anna-Maria Velentza and Maja Matarić, *Fellow, IEEE*

Abstract—Understanding and respecting personal space preferences is essential for socially assistive robots designed for older adult users. This work introduces and evaluates a novel personalized context-aware method for modeling users' proxemics preferences during human-robot interactions. Using an interactive augmented reality interface, we collected a set of user-preferred distances from the robot and employed an active transfer learning approach to fine-tune a specialized deep learning model. We evaluated this approach through two user studies: 1) a convenience population study (N = 24) to validate the efficacy of the active transfer learning approach; and 2) a user study involving older adults (N = 15) to assess the system's usability. We compared the data collected with the augmented reality interface and with the physical robot to examine the relationship between proxemics preferences for a virtual robot versus a physically embodied robot. We found that fine-tuning significantly improved model performance: on average, the error in testing decreased by 26.97% after fine-tuning. The system was well-received by older adult participants, who provided valuable feedback and suggestions for future work.

Index Terms—Proxemics, Augmented Reality, human-robot interaction, older adults, active learning, transfer learning.

I. INTRODUCTION

OLDER adults value their independence but also often experience loneliness and social isolation [1]. Over the past two decades, researchers have explored using in-home socially assistive robots (SARs) to provide companionship to older adults. Several aspects of robot behavior have emerged as critical factors affecting the adoption of these systems.

Lack of trust in the robot and perceived technology complexity are two such factors that negatively impact SAR acceptance [2]. How a robot shares space with and maintains an appropriate distance from the user, referred to as *proxemic behavior*, influences its perceived sociability and trustworthiness. Perceived enjoyment, sociability, and adaptivity positively influence SAR acceptance among older adults [2]. Taking these factors into account, approaches to forming proxemics models for SARs should be easy and enjoyable for the user, and should adapt to their unique needs and preferences through continued interactions.

Respecting personal space is a highly complex social skill, influenced by a multitude of factors such as user age [3] and cultural context [4]. The robot's physical appearance [5] and position in the environment [6], [7] also affect the range of appropriate robot distances during a human-robot interaction (HRI).

Massimiliano Nigro, Amy O'Connell, Thomas Groechel, Anna-Maria Velentza and Maja Matarić are all with the Interaction Lab, Department of Computer Science, University of Southern California, Los Angeles, CA 90089, USA



Fig. 1. Older adults have a variety of proxemics preferences




Fig. 2. Study participants used an AR interface to indicate when the approaching virtual robot was at a comfortable distance

Most current approaches to collecting user proxemics preferences are either unable to produce personalized proxemics models of individual users or too inflexible or time-consuming to be repeated in different environments.

Gao et al. [8] explored deep learning approaches to predict a user's discomfort based on the robot's relative position and the user's demographic data. The training data were collected in a motion capture studio using reflective markers to track the robot and user, an approach that would be difficult to replicate in other settings.

Patompak et al. [9] proposed an approach in which the parameters of a fuzzy inference system were optimized through reinforcement learning to form a personalized social interaction model. In their study, a robot interacted with the participants from different positions in a room, forming personalized maps of user discomfort based on the participants' responses. This approach enabled personalized proxemics

arXiv:2408.03453v1 [cs.RO] 6 Aug 2024

modeling through real-world interactions between the robot and user. However, interactions that involve a physical robot traveling to different positions in the environment are limited by the robot's physical constraints. For example, the user may spend several seconds between interactions waiting for the robot to navigate to the next sampled location.

Our work circumvents this issue by utilizing a virtual robot visualized in the user's physical environment through an augmented reality (AR) interface. We leverage the capabilities of AR to design a question-answering conversation activity that is engaging for the user, and we compare the set of proxemics preferences collected in this activity to preferences gathered under a second experimental condition with a physical robot to understand the relationship between user proxemics preferences with a virtual robot versus a physical robot. We use the collected data and an active transfer learning (ATL) [10] approach to form personalized proxemics models for each user.

In summary, this work contributes the following:

- A method for collecting user proxemics preference data via an engaging interaction with a virtual agent through an AR interface;
- An approach to personalizing deep learning proxemics models for individual users through ATL.

In the sections that follow, we introduce our technical approach to proxemics modeling and the system we have designed for this purpose. We then describe two user studies we conducted to 1) evaluate our ATL approach to generating personalized proxemics models; and 2) validate our AR interface and activity for usability with a sample of older adult users.

II. TECHNICAL APPROACH

In this section, we introduce the problem formulation, the models used to predict the user's proxemics preferences, and the design of the system and AR application.

A. Problem Formulation

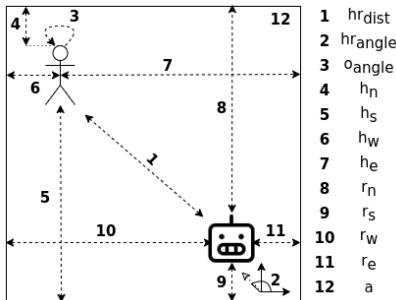


Fig. 3. Example of features considered in this work

Following Gao et al. and Patompak et al. [8], [9], we sought to predict user discomfort in an HRI scenario defined by the following features:

- hr_{dist} , the distance between the user and the robot;
- hr_{sin}, hr_{cos} , the angle between the user and the robot;

- o_{sin}, o_{cos} , the orientation of the user relative to the robot;
- h_n, h_s, h_w, h_e , the distances between the user and the closest environment boundaries (e.g., walls) in the cardinal directions;
- r_n, r_s, r_w, r_e , the distances between the robot and the closest environment boundaries in the cardinal directions;
- a , the area of the environment.

These features are depicted in Figure 3. We represent user discomfort as an ordinal score between 0 and 100. We only consider scenarios involving one stationary user and one approaching mobile robot in the environment.

Because our objective is to form personalized models that learn the proxemics preferences of individual users, we approach the problem as a *domain adaptation problem* [11], where our objective is to adapt the predictions of a model trained on a general pool of data, a *training domain*, to an *application domain*, a pool of data relevant to a specific user.

B. Proxemics Model

We trained our proxemics model on the public dataset SocNav1 [12] that contains a collection of 8168 synthetic HRI scenarios in which the appropriateness of the robot's position is rated on a scale from 0 to 100. Each HRI scenario in the dataset is characterized by: a scenario identifier, a robot identifier, a list of points defining the walls, a list of humans, a list of objects, a list of interaction tuples (either human-human or human-object pairs), and the robot position rating described above. We filtered the data to only include scenarios with a single human who isn't interacting with any objects in the room. After filtering, 1300 training instances remained in the training set. Given the limited training instances for a regression problem, we chose to frame the problem as an ordinal regression problem and to use a feedforward neural network architecture. We also applied a smoothing function to the predictions during the testing phase. We chose to use the Savitzky-Golay smoothing filter [13] and experimentally determined that models predicting soft ordinal labels [14], rather than ordinal classes, performed better. Following Díaz and Marathe [14], our network optimized the Kullback-Leibler divergence loss. The parameters of the network, the training parameters, and the smoothing function parameters were selected through random search.

We compared our model's efficiency against an adapted social force model, as previous modeling approaches have featured adaptations of the social force model [9], [15]. Following Ferrer et al. [15], we determined the model's parameters with a genetic algorithm. We used PyMoo's genetic algorithm implementation [16] and chose the average mean absolute error of the predictions over the training set from SocNav1 as a fitness function. Our model, both with and without smoothing applied, outperformed the social force model (mean absolute error: social force model = 28.64, feedforward neural network = 13.90, feedforward neural network + smoothing = 13.70). From this result, we determined that the use of the smoothing filter improved the performance of the proxemics model.

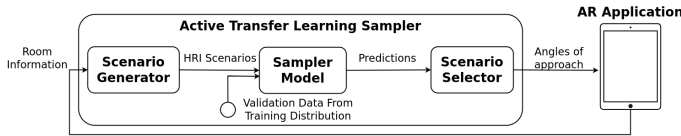


Fig. 4. System Architecture Diagram

C. System Overview

The implemented system comprises a tablet-based AR application and an ATL sampler. The objective of the AR application is to collect data in a way that is fast, easy, and engaging for the user. The objective of the ATL sampler is to determine which robot actions will gather the most information about the user's proxemics preferences for model personalization.

1) *AR Application*: The AR iPad application guides users through an interactive activity with a virtual projection of the Mayfield Kuri robot [17]. Following the experimental procedure described by Patompak et al. [9] and Gao et al. [8], we structured the activity to allow the virtual robot to repeatedly approach the user from different angles while the user indicates when the robot is at the most comfortable distance. The activity was designed to quickly measure the user's preferred distance from the robot while keeping them engaged and entertained throughout the interaction. We implemented a question-answering activity based on a set of virtual household objects populated throughout the virtual environment.

The activity proceeds through the following steps:

- 1) A virtual object appears somewhere in the AR environment;
- 2) The virtual robot travels through the room to retrieve the object;
- 3) The robot approaches the user with the retrieved object floating above its head;
- 4) The user presses a stop sign button on the AR interface when the robot reaches the distance they feel most comfortable with, halting the robot's movement;
- 5) Once stopped, the robot asks the user a question related to the object. The user selects one of two answer choices on the AR interface;
- 6) The robot repeats steps 1-5 for the duration of the activity.

A complete list of virtual objects used in the activity and the associated questions and answer options the system presented are available in Section V of the Appendix. The AR interface was installed on a 10.2" Apple iPad for the user studies described in Appendix II.

2) *ATL Sampler*: Our approach is inspired by ATL for representative sampling, in which the objective is to collect a set of labeled data points as sample data to help a model trained on a *training* domain with a *training* task adapt to a new *application* domain and *application* task. To achieve this objective, the ATL sampler aims to select data points that are the most different from the *training* domain. This is accomplished by training a model to distinguish between data points belonging to the *training* domain and the *application* domain. The ATL sampler leverages the model to select

unlabeled data predicted with the highest confidence to belong to the *application* domain. In this context:

- Each data point is an HRI scenario as defined in II-A;
- Each label is the user's discomfort;
- The *Training* domain and task refer to the collection of labeled HRI scenarios taken from the SocNav1 dataset used for model training;
- The *application* domain and task refer to the target user's preferences.

We implemented the ATL sampler to sample the robot's angles of approach. The ATL sampler achieves this with three components: a scenario generator, a sampler model, and a scenario selector.

The sampling process proceeded as follows:

- 1) The scenario generator receives environment information and generates a pool of HRI scenarios from the *application* domain;
- 2) The sampler model is trained with the generated HRI scenarios, labeled as coming from the *application* domain, and validation data used in the training, labeled as coming from the *training* domain;
- 3) The sampler model predicts if the generated HRI scenarios come from the *application* domain or the *training* domain and sends the results of the predictions to the scenario selector;
- 4) The scenario selector groups the generated HRI scenarios along with the model predictions by the robot's angle of approach. It then selects the instances predicted with the highest confidence to belong to the *application* domain;
- 5) The scenario selector communicates the chosen angles of approach to the AR interface by transmitting a list of positions, specifying the locations from which the robot should start its approach toward the participant at each angle;
- 6) After the data points are labeled, the sampler model is retrained, and steps 3-5 are repeated.

III. EVALUATION WITH USER STUDIES

We conducted two concurrent studies, approved by the institution's Internal Review Board (IRB #UP-20-00030):

- Study 1: A study with a convenience population of university students to test the effectiveness of the ATL approach;
- Study 2: A study with the target population of older adults to verify the application's usability and gather qualitative feedback.

A. Study 1: Effectiveness Study

The purpose of this study was to validate the ATL Sampling strategy and investigate the relationship between proxemics preferences gathered from interactions with a physical robot and those gathered through the AR activity. During the study, participants expressed their proxemics preferences under two experimental conditions: 1) with a physical robot through

verbal signals; and 2) with a virtual robot through the tablet-based AR application. The application prompted the participants to label either data points obtained through either random sampling (RS) or the ATL sampling strategy.




Fig. 5. Effectiveness study setup: left) a drawing of the environment and the robot approach lines, right) a view of the experiment setup

1) *Study Setup*: The study took place in an empty university conference room, shown in Figure 5. Participants were seated in an office chair in the center of the room. They were able to rotate the chair to look around the room, but the wheels of the chair were locked to keep their position consistent throughout the study.

2) *Participants*: 25 university students aged 18-26 ($M = 23.16$; $SD = 1.99$) participated in the study. Participants self-identified their gender as 7 Women and 18 Men. They self-identified their race as 22 Asian, 1 white, and 2 did not disclose. The study took 35 minutes to complete, including the overview and setup (5 min), surveys (5 min), condition #1 (20 min), and condition #2 (5 min). Participants were compensated with a US \$15.00 gift card.

3) *Study Procedure*: Participants completed a consent form and a pre-study survey with demographic and biographical questions. They were then seated in the center of the experiment room. The experiment followed a within-subject design. Participants were presented the following two conditions in a random, counter-balanced order:

- Condition #1: User expresses proxemics preferences for a virtual Kuri robot via the AR application administered on a 10.2" Apple iPad. This condition consisted of two phases: 1) gathering proxemics preferences for RS data points; and 2) gathering proxemics preferences for data points sampled through the ATL strategy.
- Condition #2: User verbally expresses proxemics preferences for a physical Kuri robot. In this condition, the robot approached the user from 9 equally spaced angles between -90° and 90° with respect to the participant, indicated with 2m red lines taped on the floor (shown in Figure 5). The Kuri robot was manually carried by a researcher to the end of the line furthest from the user, then remotely driven towards the user by a second researcher. The robot approached the participant at a rate of 0.33 m/sec. The participant was instructed to say "stop" when the robot reached the distance they felt was most comfortable for them. The researcher then recorded the participant's chosen distance. This process was repeated for all nine angles of approach, proceeding in order from -90° to 90° .

B. Study 2: Older Adult User Study

To validate the method with the target user population of older adults, we performed a user study with fifteen older adults to gather their feedback on the AR application and their perceptions of the virtual and physical embodiments of the robot.

1) *Study Setup*: The study was set up in the same manner as the first study, described in Section III-A above. It was conducted in public spaces of two retirement communities in the Los Angeles area.

2) *Participants*: We recruited fewer participants for this study due to limited time and space in the retirement communities. Fifteen residents aged 54-87 ($M = 76.4$; $SD = 8.17$) participated in the study. Participants self-identified their gender as 13 women and 2 men. They self-identified their race as 3 Black, 2 multiracial, 7 white, and 3 did not disclose. The study took 50 minutes to complete, including the overview and setup (5 min), surveys (5 min), condition #1 (20 min), condition #2 (5 min), SUS (10 min), and semi-structured interview (5-10 min). Participants were compensated with a US \$15.00 gift card.

3) *Study Procedure*: Participants completed the consent form and a pre-study survey with demographic and biographical questions. They were then seated in the chair in the center of the experiment room. As in the first study, this study followed a within-subjects design. Participants were presented the same conditions described in Section III-A3 in a random, counter-balanced order. After finishing both conditions, participants completed the System Usability Scale (SUS) [18]. Semi-structured interviews were conducted and audio recorded. To minimize potential bias, a trained psychologist who did not participate in the study analyzed the interview transcripts.

IV. RESULTS

A. Study 1: Effectiveness Study Results

The data from the effectiveness study (study 1) were evaluated in two ways. First, we compared the preferred stopping distances between the AR and physical robot conditions to validate that the virtual robot interaction can be used to approximate an interaction with the physical robot in this context. Second, we compared the performances of the general proxemics model with no fine-tuning, after fine-tuning with data points sampled through ATL, and after fine-tuning with RS data points. Results from these analyses can be found in sections IV-A1 and IV-A2, respectively.

1) *Physical vs. AR Robot Results*: As a measure of similarity between preferences gathered with the virtual robot in the AR application and with the physical robot, we used the absolute difference in the mean stopping distance, following Li et al. [19].

As a pre-processing step, we performed outlier removal using Sci-Kit Learn's implementation of Isolation Forest [20]. Differences between user-selected stopping distances recorded in the physical and virtual robot conditions varied greatly between participants, ranging from 0 cm to almost 100 cm. We applied kernel density estimation, following Gao et al. [8], and trained a Gaussian process regressor to characterize the

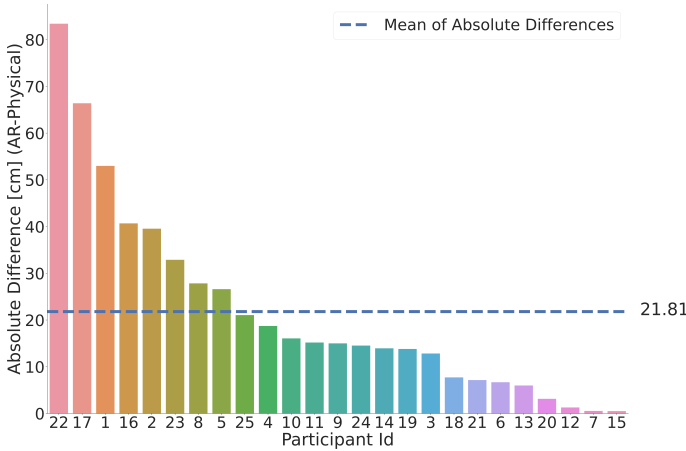


Fig. 6. $|Mean\ stopping\ distance\ of\ virtual\ robot - mean\ stopping\ distance\ of\ physical\ robot|$ in the convenience population study after outliers removal

relationship between the users’ stopping distances recorded with the physical robot and stopping distances recorded with the virtual robot. We tested the regression result for the participants with a higher absolute difference (e.g., p1, p17, p22). An example of the density estimation predicted through the regression function is shown in Figure 7. We found that the difference between true and predicted stopping distances lowered for all testing participants between 58% (p1) and 88% (p22). By using the stopping distances of the AR robot across all participants, we improved our estimated stopping distances for the physical robot. These results suggest that the derived regression function utilizing AR stopping distances as input is a viable proxy for physical stopping distances.

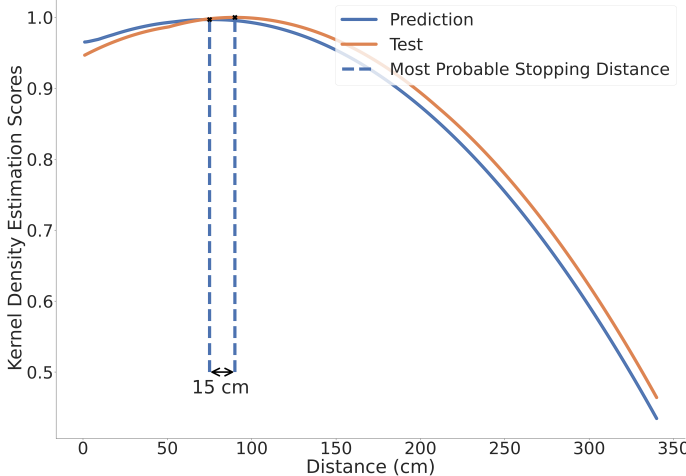


Fig. 7. Example of the prediction of the density estimation for p1 in the convenience population study at an angle of 70° .

2) *ATL Adaptation Results:* To evaluate the effectiveness of the ATL adaptation approach, we compared the performances of two different models: fine-tuned with data points gathered through ATL and fine-tuned with RS data points.

We split the data gathered for each participant into training, validation, and test sets. The validation and test sets contained

TABLE I
RESULTS OF LOWER TAILED PAIRED T-TESTS BETWEEN MEAN ABSOLUTE ERROR FOR EACH PARTICIPANT OF THE CONVENIENCE POPULATION STUDY FOR EACH VERSION OF THE MODEL: FINE-TUNED WITH DATA POINTS GATHERED THROUGH ATL, FINE-TUNED WITH DATA POINTS GATHERED THROUGH RS, AND NOT FINE-TUNED (\neg FT)

A	B	μ/σ A	μ/σ B	p-val	df	t
RS	ATL	11.99(5.00)	13.90(4.60)	.02	23	-2.10
RS	\neg FT	11.99(5.00)	16.43(6.58)	<.001	23	-5.04
ATL	\neg FT	13.90(4.60)	16.43(6.58)	.004	23	-2.87
ATL	RS	13.90(4.60)	11.99(5.00)	.98	23	2.10

data points gathered through RS and were used to fine-tune both models. The ATL training set contained data points sampled through ATL and the RS training set contained an equal number of RS data points. Fine-tuning was performed for 50 epochs with a learning rate of $5e-5$. During fine-tuning, we froze all layers except the output layer to preserve learned features and prevent overfitting. We applied a smoothing filter [13] to all predictions.

Figure 8 visualizes the mean absolute error for each participant for three versions of the proxemics model: 1) fine-tuned with data points gathered through ATL; 2) fine-tuned with data points gathered through RS; and 3) not fine-tuned.

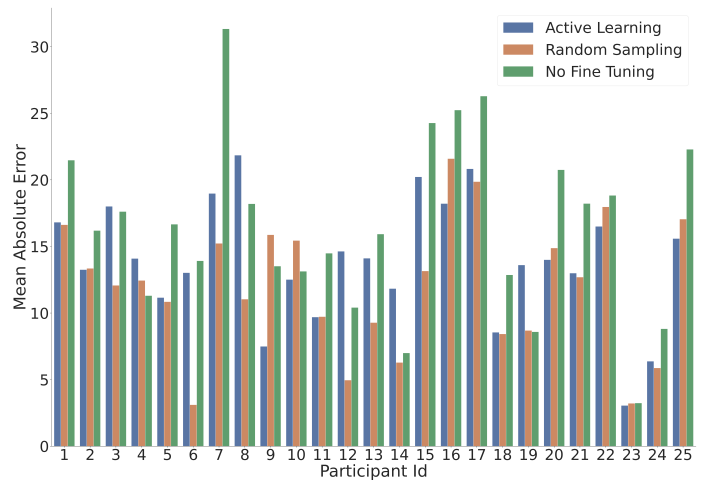


Fig. 8. Mean absolute error for each participant of the convenience population study for each version of the model: fine-tuned with data points gathered through ATL, fine-tuned with data points gathered through RS, and not fine-tuned

The performance of the proxemics model consistently improved after fine-tuning. However, contrary to expectation, models fine-tuned with data points obtained through RS exhibited significantly better performance than those fine-tuned with data points sampled through active learning. These observations were further supported by the results of t-tests, presented in Table I.

After reexamining the study data to understand the decreased performance of the ATL fine-tuned model, we formed a *post hoc* hypothesis that models trained on data points sampled at a higher variety of angles would yield better-performing fine-tuned models. To test this hypothesis, we computed Spearman’s rank correlation to assess the relationship between the standard deviation of the angles of the

training data points and their respective models' mean absolute error for each participant. There was a negative correlation between the two variables, $r(23) = -0.30, p = 0.04$. These values indicate a weak monotonic relationship between the standard deviation in angles of sampled data points and the mean absolute error of the model; therefore, our first *post hoc* hypothesis was supported.

As shown in Figure 9, RS data points consistently showed a higher standard deviation in sampling angle compared to data points sampled through ATL. This discrepancy may have arisen because RS uniformly selects data points from across the space, while the ATL approach prioritizes sampling from regions where data points differ the most from those encountered during training, potentially limiting the diversity of acquired points.

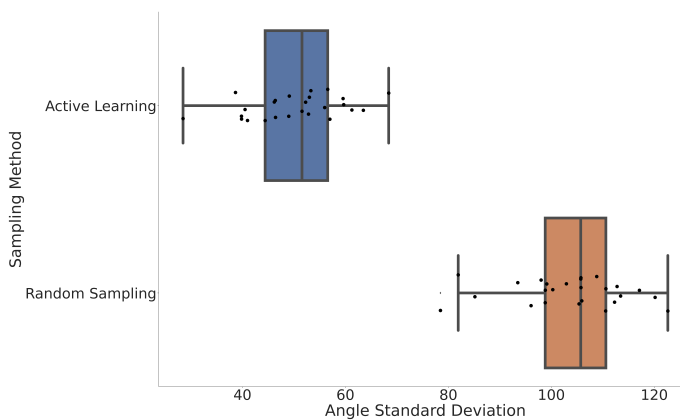


Fig. 9. Angle standard deviation for the active learning and RS methods

We also formed a second *post hoc* hypothesis that the poorer performance of the model fine-tuned with ATL-sampled data points was related to the disparities in the distributions of data points obtained through ATL and RS. Given that disparities in distributions primarily stem from variations in the ranges of angles sampled in the space, we hypothesized that if ATL sampled significantly fewer angles than RS for the same participant, the results were inferior compared to other participants with less disparity in sampled angles. To test that hypothesis, we employed a Kolmogorov test and utilized the test statistics as a measure of similarity between the distributions. Subsequently, we performed a Spearman correlation between the statistics from the Kolmogorov test and the performances of the models trained with the data points obtained through ATL for each participant. Our findings indicate a moderate monotonic relationship between these two variables $r(23) = 0.54, p = 0.005$; therefore our second *post hoc* hypothesis is supported.

B. Study 2: Older Adult User Study Results

The data from the older users study (study 2) were evaluated using the SUS [18] and qualitative analysis of post-study interviews.

The SUS generates a usability score from 0 to 100 that is directly proportional to the perceived system usability, with higher scores indicating greater perception of usability. We

administered the SUS with all 15 study participants and found a mean score of 66%.

Semi-structured post-study interviews with the older adult participants yielded several insights about their perceptions of virtual and physical robots. Overall, the participants positively evaluated the AR interface. Participants appreciated the tablet's touchscreen (n=1), and found the application design “cute”, “fun”, and “pleasurable” (n=5). They described the UI as “consistent” with “good navigation,” and the participants felt that they “knew what [they were] doing while using it” (n=3). They also reported that learning to use the application improved their confidence adopting new technology, and that the activity kept their mind active (n=3).

Six participants suggested ways to improve the system, pointing out that the tablet was “heavy” (n=2) and that the touchscreen was too “sensitive” (n=1). Some reported difficulties getting used to using the AR interface. They initially felt they were “chasing the robot around” (n=1), but eventually grew more comfortable: “it took me a while to figure it out but once I did it was fine” (n=1).

46.7% (n=7) of participants reported that understanding how the robot learned their preferences from the tablet interface improved their trust in the robot, while 33.33% (n=5) pointed out that the robot was already perceived as trustworthy. P3 said, “[the question] suggests that I didn't trust the robot in the first place, and I just thought it was a really cute little thing. Absolutely trustworthy.” 60% (n=9) said they would enthusiastically use the tablet interface to personalize other aspects of the robot's social behavior. One participant was deeply skeptical about the extensive use of robots, stating that they prefer “human communication.”

V. DISCUSSION

In the ATL effectiveness study, we 1) investigated the difference in preferred stopping distances between the AR and physical robot conditions; and 2) evaluated the performances of the proxemics model with no fine-tuning, after fine-tuning with data points sampled through ATL, and after fine-tuning with data points sampled through RS.

We found a relationship between the data points gathered through the physical robot and AR robot, improving our stopping distance estimations for the study participants between 58% and 88% percent. Our study was designed to investigate the use of ATL for personalized proxemics models, with a secondary goal of exploring of the relationship between proxemics preferences for virtual and physical robots. Future work should seek to further investigate this relationship.

Our results support findings from prior approaches that personalized proxemics models led to improved performance. Fine-tuning the proxemics models with individual user preferences lowered the error on the test set by 26.97% on average across all participants.

A key question emerged from the results: *Why did the RS approach perform significantly better than active learning?* To answer this question we investigated: 1) the connection between the variability in sampling angles and model performance; and 2) the differences in distributions between the data

points gathered through ATL and RS. First, we found that models trained on data points sampled from a higher variety of angles would yield better-performing fine-tuned models. Thus, models trained on RS data points would yield higher performances since the RS data points exhibited a higher standard deviation in the sampling angles with respect to the data points sampled through active learning (see Figure 9). Second, we found that models trained using data points acquired through ATL exhibited worse performance as the differences between the ATL and RS distributions increased.

From the user study with older adults, we found that the AR application was well received. The mean SUS score of 66 is slightly below the average reported SUS score of 68 [18], and the post-study interviews indicated that the study participants enjoyed the interaction with both the physical and the virtual robot, validating our personalized proxemics modeling approach. 46.7% of participants indicated that our approach helped them to build trust with the physical robot, and 60% of participants expressed interest in using the AR interface to personalize more robot behaviors. This feedback can inform the design of AR interfaces for older adult users, including selecting a lighter tablet, and allowing the participants to familiarize themselves with the interface prior to the data collection period.

A. Limitations and Future Research Directions

It is possible that shortcomings in the methods of collecting proxemics preferences in both the virtual and physical robot conditions were reflected in the collected data. It is likely that there was a difference between the ground truth preference of the user and the recorded preference, in both the virtual and physical robot conditions. In the physical robot condition, there was a 1-second delay between the time that the user performed the stop gesture and the time that the approaching robot halted. In the virtual robot condition, because the virtual robot was halted by a user touch event in the AR interface, the delay was negligible. However, it is possible that in both conditions, a delay occurred due to the user's reaction time (e.g., a delay between the time at which the robot arrived at the most comfortable position for the user and the time at which the user signaled to the robot to stop). It is also possible that participants began to anticipate this delay and account for it by performing the stop gesture prematurely. In our analysis, we made the assumption that any such discrepancies from users learning the system would be removed with outlier removal; however, future work should validate this further.

In general, our work sought to perform a preliminary exploration of the relationship between user proxemics preferences with a virtual robot and their preferences with a physical robot; future work should seek to explore this relationship further. Decreasing the difference between preferences recorded with virtual and physical robots would likely help produce models that more readily generalize from virtual to physical robot interactions. While the approach we presented is flexible, our user studies did not evaluate the approach with different robot embodiments beyond the Kuri robot. Future work may include validating the system's robustness with different robot

embodiments, as well as further improving the interaction to foster a more open, rapport-building dialogue between the user and robot.

VI. CONCLUSION

This paper presented a method for collecting users' proxemics preferences for mobile robots through an engaging AR interface. Our approach is tailored for older adult users, and aims to encourage their use of socially assistive robots. Toward that end, we presented and evaluated an ATL approach to form personalized deep learning proxemics models that reflect preferences of individual users. Our method addresses gaps in the state of the art by enabling personalization from user feedback while considering contextual cues, such as position in the environment and room shape and size.

We evaluated the AR interface and the personalized modeling approach in two user studies, one with participants from a convenience population and one with older adult participants. Specifically, we assessed the effectiveness of the ATL approach with a convenience population. We evaluated the system's usability and gathered qualitative feedback from the target population of older adults. Results from the convenience population study demonstrated a significant improvement in model performance following fine-tuning, although we found no significant difference in performance between the ATL and RS strategies.

The results from the user study with older adults showed that they reacted positively to the activity and AR interface. Participant feedback suggested that they appreciated the system's usability, enjoyed the interaction with both the physical and the virtual robot, and were interested in using the AR interface to personalize other aspects of the robot's behavior. Overall, the described method overcomes several current shortcomings of the state of the art and provides directions for future research and development of user-centric methods for HRI.

VII. ACKNOWLEDGMENTS

This work was supported by the National Science Foundation National Robotics Initiative 2.0 grant for "Communicate, Share, Adapt: A Mixed Reality Framework for Facilitating Robot Integration and Customization", NSF IIS-1925083. Anna-Maria Velentza was funded by the Fulbright Foundation, Greece.

REFERENCES

- [1] National Academies of Sciences, Engineering, and Medicine, *Social isolation and loneliness in older adults: Opportunities for the health care system*. National Academies Press, 2020.
- [2] M. Pino, M. Boulay, F. Jouen, and A.-S. Rigaud, "are we ready for robots that care for us?" attitudes and opinions of older adults toward socially assistive robots," *Frontiers in aging neuroscience*, vol. 7, p. 141, 2015.
- [3] S. Y. Okita, V. Ng-Thow-Hing, and R. K. Sarvadevabhatla, "Captain may i? proxemics study examining factors that influence distance between humanoid robots, children, and adults, during human-robot interaction," in *Proceedings of the seventh annual ACM/IEEE international conference on Human-Robot Interaction*, 2012, pp. 203–204.
- [4] G. Eresha, M. Häring, B. Endrass, E. André, and M. Obaid, "Investigating the influence of culture on proxemic behaviors for humanoid robots," in *2013 IEEE Ro-Man*. IEEE, 2013, pp. 430–435.

- [5] S. Bhagya, P. Samarakoon, M. Viraj, J. Muthugala, A. Buddhika, P. Jayasekara, and M. R. Elara, "An exploratory study on proxemics preferences of humans in accordance with attributes of service robots," in *2019 28th IEEE International Conference on Robot and Human Interactive Communication (RO-MAN)*. IEEE, 2019, pp. 1–7.
- [6] M. Yasumoto, H. Kamide, Y. Mae, K. Kawabe, S. Sigemi, M. Hirose, and T. Arai, "Personal space of humans in relation with humanoid robots depending on the presentation method," in *2011 IEEE/SICE International Symposium on System Integration (SII)*. IEEE, 2011, pp. 797–801.
- [7] M. L. Walters, K. L. Koay, S. N. Woods, D. S. Syrdal, and K. Dautenhahn, "Robot to human approaches: Preliminary results on comfortable distances and preferences," in *AAAI Spring Symposium: Multidisciplinary Collaboration for Socially Assistive Robotics*, 2007, p. 103.
- [8] Y. Gao, S. Walkötter, M. Obaid, and G. Castellano, "Investigating Deep Learning Approaches for Human-Robot Proxemics," in *2018 27th IEEE International Symposium on Robot and Human Interactive Communication (RO-MAN)*, Aug. 2018, pp. 1093–1098, iSSN: 1944-9437.
- [9] P. Patompak, S. Jeong, I. Nilkhamhang, and N. Y. Chong, "Learning Proxemics for Personalized Human–Robot Social Interaction," *International Journal of Social Robotics*, vol. 12, no. 1, pp. 267–280, Jan. 2020. [Online]. Available: <https://doi.org/10.1007/s12369-019-00560-9>
- [10] R. M. Monarch, *Human-in-the-Loop Machine Learning: Active learning and annotation for human-centered AI*. Simon and Schuster, 2021.
- [11] F. Zhuang, Z. Qi, K. Duan, D. Xi, Y. Zhu, H. Zhu, H. Xiong, and Q. He, "A comprehensive survey on transfer learning," *Proceedings of the IEEE*, vol. 109, no. 1, pp. 43–76, 2020.
- [12] L. J. Manso, P. Nuñez, L. V. Calderita, D. R. Faria, and P. Bachiller, "Sochnav1: A dataset to benchmark and learn social navigation conventions," *Data*, vol. 5, no. 1, p. 7, 2020.
- [13] W. H. Press and S. A. Teukolsky, "Savitzky-golay smoothing filters," *Computers in Physics*, vol. 4, no. 6, pp. 669–672, 1990.
- [14] R. Diaz and A. Marathe, "Soft labels for ordinal regression," in *Proceedings of the IEEE/CVF conference on computer vision and pattern recognition*, 2019, pp. 4738–4747.
- [15] G. Ferrer, A. G. Zulueta, F. H. Cotarelo, and A. Sanfeliu, "Robot social-aware navigation framework to accompany people walking side-by-side," *Autonomous Robots*, vol. 41, no. 4, pp. 775–793, 2017.
- [16] J. Blank and K. Deb, "Pymoo: Multi-objective optimization in python," *IEEE Access*, vol. 8, pp. 89 497–89 509, 2020.
- [17] "Explore the Technology Behind Kuri, The Home Robot." [Online]. Available: <https://www.heykuri.com/explore-kuri/>
- [18] J. Brooke *et al.*, "Sus-a quick and dirty usability scale," *Usability Evaluation in Industry*, vol. 189, no. 194, pp. 4–7, 1996.
- [19] R. Li, M. van Almerik, S. van Waveren, E. Carter, and I. Leite, "Comparing human-robot proxemics between virtual reality and the real world," in *2019 14th ACM/IEEE International Conference on Human-Robot Interaction (HRI)*, 2019, pp. 431–439.
- [20] F. T. Liu, K. M. Ting, and Z.-H. Zhou, "Isolation forest," in *2008 Eighth IEEE International Conference on Data Mining*, 2008, pp. 413–422.

Maja Matarić Maja Matarić is the Chan Soon-Shiong Distinguished Professor of Computer Science, Neuroscience, and Pediatrics at the University of Southern California (USC), and founding director of the USC Robotics and Autonomous Systems Center. Her Ph.D. and MS are from MIT, BS from Kansas University. She is Fellow of AAAS, IEEE, AAAI, and ACM, member of the American Academy of the Arts and Sciences, recipient of the Presidential Award for Excellence in Science, Mathematics & Engineering Mentoring, Anita Borg Institute Women of Vision for Innovation, NSF Career, MIT TR35 Innovation, and IEEE RAS Early Career Awards, and authored "The Robotics Primer" (MIT Press). She led the USC Viterbi K-12 STEM Center and actively mentors K-12 students, women, and other underrepresented groups toward pursuing STEM careers. Her university leadership includes serving as vice president of research (2020-21) and as engineering vice dean of research (2006-19). A pioneer of the field of socially assistive robotics, her research is developing human-machine interaction methods for personalized support in convalescence, rehabilitation, training, and education for autism spectrum disorders, stroke, dementia, anxiety, and other major health and wellness challenges.

Massimiliano Nigro Massimiliano is a Ph.D. student of Computer Science and Engineering at Politecnico di Milano. He was a visiting researcher in the USC Interaction lab in 2022. He is interested in exploring how to leverage AR and machine learning to develop personalized models for robot behavior.

Amy O'Connell Amy O'Connell is a third year Ph.D. student in the Computer Science department at the University of Southern California. Before joining the Interaction Lab at USC, she received her BA in Computer Science from Vassar College.

Thomas Groechel Thomas Groechel was a Ph.D. student in the Interaction Lab from 2018 to 2023. Tom is now working as a fulltime software engineer in industry.

Anna-Maria Velentza Anna-Maria is a Fulbright scholar and Ph.D. candidate from the Laboratory of Informatics and Robotics for Education and Society (LIREs) at the University of Macedonia. She is a Psychologist with an M.Sc. in Computational Neuroscience and Cognitive Robotics from the University of Birmingham. Her research mainly focuses on human-robot interaction and the role of socially assistive robots in human cognitive functions such as memory and attention, social applications, and how to keep humans in the loop in robotics and Cyber Physical Systems design process.