

Winners with Confidence:

Discrete Argmin Inference with an Application to Model Selection

Tianyu Zhang, Hao Lee, and Jing Lei

Department of Statistics & Data Science, Carnegie Mellon University

Abstract We study the problem of finding the index of the minimum value of a vector from noisy observations. This problem is relevant in population/policy comparison, discrete maximum likelihood, and model selection. We develop an asymptotically normal test statistic, even in high-dimensional settings and with potentially many ties in the population mean vector, by integrating concepts and tools from cross-validation and differential privacy. The key technical ingredient is a central limit theorem for globally dependent data. We also propose practical ways to select the tuning parameter that adapts to the signal landscape. Numerical experiments and data examples demonstrate the ability of the proposed method to achieve a favorable bias-variance trade-off in practical scenarios.

1 Introduction

Let X_1, \dots, X_n be independent and identically distributed (IID) random vectors in \mathbb{R}^p with the mean vector $\mu = \mathbb{E}X_1$. We are interested in finding the index set of the minimum entries of μ :

$$\Theta = \{r \in [p] \mid \mu_r \leq \mu_s \text{ for all } s \in [p]\}, \quad (1)$$

where $[p] = \{1, \dots, p\}$. While in some applications Θ is a singleton set $\{r^*\}$, in this work we consider the general situation where there may be arbitrarily many tied values in μ , at the minimum and/or other values. For example, we allow for the vector μ to have constant entries: $\mu_1 = \mu_2 = \dots = \mu_p$, in which case $\Theta = [p]$. We also allow the number of coordinates, p , to be comparable or larger than the sample size n .

The index of minimal *empirical* mean is a natural choice as a point estimate of r^* . However, it implicitly assumes a unique minimum index in μ . When all entries of μ are the same and X has a continuous distribution, the empirical argmin will only return a single coordinate, missing all other $p-1$ coordinates. Therefore, to quantify the uncertainty in estimating the location of the minimum, we aim to construct a confidence set $\hat{C} \subset [p]$ that accounts for the variability

in the data. Formally, we require the confidence set \widehat{C} to satisfy

$$\lim_{n \rightarrow \infty} \mathbb{P}(r \in \widehat{C}) \geq 1 - \alpha, \quad \forall r \in \Theta, \quad (2)$$

where α is a given significance level (commonly = 0.05).

Uncertainty quantification in the inference of Θ is naturally motivated by various real-world problems regarding best or optimal choices. One example is the prediction of election outcomes and the analysis of polling data. When multiple candidates are competing for a single position, we model each voter's preference as a binary vector X_i where $X_{i,r} = 1$ indicates a vote for candidate r from voter i . Constructing a confidence set for the candidate(s) with the highest population support rate allows us to directly forecast the most likely winners, accounting for voter randomness and variability. As discussed in Xie et al. (2009); Hung and Fithian (2019); Mogstad et al. (2024), similar data types appear in social science, institution evaluation, and clinical trial analysis, where confidence sets that acknowledge the limitation of data are considered highly important in practice (Goldstein and Spiegelhalter, 1996).

One may also consider comparing the performance of p agents at a task of interest. Given an environment random variable $W \sim P_W$, the performance of the agents under this specific environment is quantified as $\ell(f_1, W), \dots, \ell(f_p, W)$, where f_1, \dots, f_p are the agents and ℓ is a pre-specified loss function. For regression tasks, the environment variable is a pair of predictors and an outcome of interest. In this case, $W = (Z, Y)$, $f_r(Z)$ is an estimate of $\mathbb{E}[Y | Z]$ and $\ell(f_r, W) = (f_r(Z) - Y)^2$. It is often of interest to identify the agent that averagely (over the randomness from the environment) performs the best, that is, to identify $\operatorname{argmin}_{r \in [p]} \mathbb{E}[\ell(f_r, W)]$. In the notation of (1), $X_{i,r} = \ell(f_r, W_i)$, given some sampled environments W_1, \dots, W_n . Methods that offer users a confident set of best-performing agents can help examine the robustness of the decision. Moreover, rather than a single estimated best performer subject to the insufficiency of the data, the users are theoretically justified to choose agents in the confidence set that offer better computational properties, enhanced interpretability, or greater financial feasibility.

Inference of argmin indices has a long history in the statistical literature, dating back to the early works of Gibbons et al. (1977); Gupta and Panchapakesan (1979). A refinement was proposed in Futschik and Pflug (1995), assuming known marginal distributions of $X_{i,r}$ and independence between dimensions of X_i . Methods that are strongly dependent on these conditions are theoretically valid but may have restricted applicability. Mogstad et al. (2024) developed a confidence set method that is valid for general distributions, based on pairwise comparisons of the entries of μ . This method may suffer from inferior power when the dimension is high. Variants of bootstrap methods for the argmin inference are also available in the model selection setting (Hansen et al., 2011). However, the standard implementation Bernardi and Catania (2018) of this method is computationally demanding and may not yield satisfactory power in certain applications of interest. Dey et al. (2024) construct an argmin confidence set using a martingale and e-value approach. Their coverage guarantee is weaker than (2) and does not handle ties very well.

In this work, we develop a novel method to construct confidence sets of the argmin index set Θ that asymptotically satisfies (2). The idea is to compare each index with “the best of others”. Intuitively, in order to decide whether $r \in \hat{C}$ for a specific $r \in [p]$, we only need to test $\mu_r \leq \mu_{s_r}$ for some $s_r \in \{s \neq r \mid \mu_s = \min_{t \neq r} \mu_t\}$. However, the best index excluding r , s_r , is not available and must be adaptively estimated from the data. If we use an empirical version of such an s_r , then there will be a double-dipping issue (which is also widely discussed in the post-selection inference literature). As a main methodological contribution, we employ a combination of cross-validation and exponential mechanism, a technique originated from the differential privacy literature (Dwork et al., 2014), which is known to limit the dependence between nuisance parameter estimates and the final inference. Our theoretical analysis relies on a central limit theorem for globally dependent data, which may be of general interest. To the best of our knowledge, this is the only method that uses asymptotic normality for the argmin inference of a discrete random vector. More importantly, our method comes with an intuitive and simple way to choose the tuning parameter in a data-driven manner.

Other related work. The argmin inference problem can be treated as a dual problem of *rank inference/verification*. In rank verification, the parameter of interest is the rank of an index r : $R_r = 1 + \sum_{s \neq r} \mathbb{1}(\mu_r < \mu_s)$, and the inference task is to establish confidence set \hat{C}_r such that $\mathbb{P}(R_r \in \hat{C}_r) \geq 1 - \alpha$ (Goldstein and Spiegelhalter, 1996; Hall and Miller, 2009; Xie et al., 2009; Hung and Fithian, 2019; Mogstad et al., 2024; Fan et al., 2024). Although it is conceptually possible to construct argmin index confidence sets from corresponding rank confidence sets, many rank verification methods (e.g. Hung and Fithian (2019)) would perform poorly or degenerate when the cardinality of Θ is greater than 1, making it hard to transfer them to the argmin inference setting where ties or near-ties are prevalent.

The study of the argmin index is also central to discrete stochastic optimization (Kleywegt et al., 2002), in which discrete Maximum Likelihood Estimation (MLE) is a subbranch most relevant to statistics (Choirat and Seri, 2012; Seri et al., 2021). Unlike standard MLE where the parameter of interest is allowed to take values in a continuous open set, some applications only permit integer-valued parameters due to natural constraints. For example, in astrophysics the parameter of interest may be the number of planets in a star system. Unlike in the continuous case, results on confidence sets for discrete MLE are scarce due to the irregularity of the problem (see Choirat and Seri, 2012, and references therein).

The problem of argmin confidence sets can also be approached using methods in post-selection inference (PoSI Taylor and Tibshirani, 2015), or selective inference (SI) due to its multiple comparison nature. PoSI/SI methods usually require known and easy-to-compute noise distributions (such as isotropic Gaussian), which are impractical in most natural argmin inference scenarios. In practice, we also find PoSI/SI-based methods less powerful compared to other alternatives.

Notation Denote the integer set $\{1, \dots, p\}$ as $[p]$. We will use V to denote the number of folds in V -fold cross-validation and assume n/V is an integer. Without loss of generality, we will split the samples into folds sequentially and use the index-set notations $I_v = \{(v-1)n/V + 1, \dots, vn/V\}$ and $I_v^c = [n] \setminus I_v$. Given a sample index i , the notation v_i maps it to the fold-index that sample i belongs to: $i \in I_{v_i}$. The symbol \mathbf{X} denotes the whole data set $\{X_i : i \in [n]\}$, and $\mathbf{X}^{(-v)} = \{X_i : i \notin I_v\}$. The notation \mathbf{X}^j denotes the sample \mathbf{X} but replaces $X_j \in \mathbf{X}$ by an IID copy X'_j while keeping everything else intact. Similarly, $\mathbf{X}^{j,k}$ replaces X_j, X_k by the same IID copies X'_j, X'_k as in $\mathbf{X}^j, \mathbf{X}^k$. That is, $\mathbf{X}^{j,k}$ differ from \mathbf{X}^k or \mathbf{X}^j by only one sample. For two positive sequences a_n, b_n , $a_n = o(b_n)$ means $\lim_n a_n/b_n = 0$, and $a_n = \omega(b_n)$ means $b_n = o(a_n)$. For a set \mathbb{C} , $|\mathbb{C}|$ returns its cardinality.

2 Methods

We propose a cross-validated exponential weighting scheme to construct a confidence set for the argmin index. The procedure is formally presented in Algorithm 1. Additionally, this section provides some intuition behind the approach, along with other simpler proposals one might consider (but do not share the favorable properties).

2.1 Reduction to a Selective Mean-testing Problem

The coverage requirement (2) is marginal for each individual index $r \in \Theta$. Therefore, we can focus on each $r \in [p]$ to decide whether it is in the argmin set. We start from the simple observation that $r \in \Theta$ if and only if $\mu_r \leq \min_{s \neq r} \mu_s$. Let s_r be an index in $[p] \setminus \{r\}$ such that $\mu_{s_r} = \min_{s \neq r} \mu_s$. Therefore, we have $r \in \Theta$ if and only if $\mu_r \leq \mu_{s_r}$. If we know either the value of μ_{s_r} or s_r , then the decision of whether $r \in \hat{C}$ can be made by a simple one-sided t -test (or corresponding robust versions).

In practice, we do not have access to s_r and it has to be inferred from the noisy data. Suppose we instead use $\min_{s \neq r} \hat{\mu}_s$ with $\hat{\mu} \in \mathbb{R}^p$ being the empirical mean vector, the constructed \hat{C} would not have the desired coverage due to the well-known “double-dipping” or “selective inference” issue (Taylor and Tibshirani, 2015). To illustrate it, consider the case when all the dimensions of X are independent standard normal so that $\Theta = [p]$. The minimal sample mean, $\min_{s \neq r} \hat{\mu}_s$, is related to the Gumbel distribution with expectation $\asymp -\sqrt{\log p/n}$. Combined with recent finite-sample concentration inequalities (Tanguy, 2015, Theorem 3), we know with high probability, $\min_{s \neq r} \hat{\mu}_s$ is less than $-c\sqrt{\log p/n}$ with a constant $c > 0$. When p is large, it is much smaller than the sample mean $\hat{\mu}_r = O_P(1/\sqrt{n})$. Naively comparing $\min_{s \neq r} \hat{\mu}_s$ with $\hat{\mu}_r$ using standard two-sample tests would falsely reject the hypothesis $\mu_r \leq \mu_{s_r}$ and almost always exclude r from the confidence set even when $r \in \Theta$.

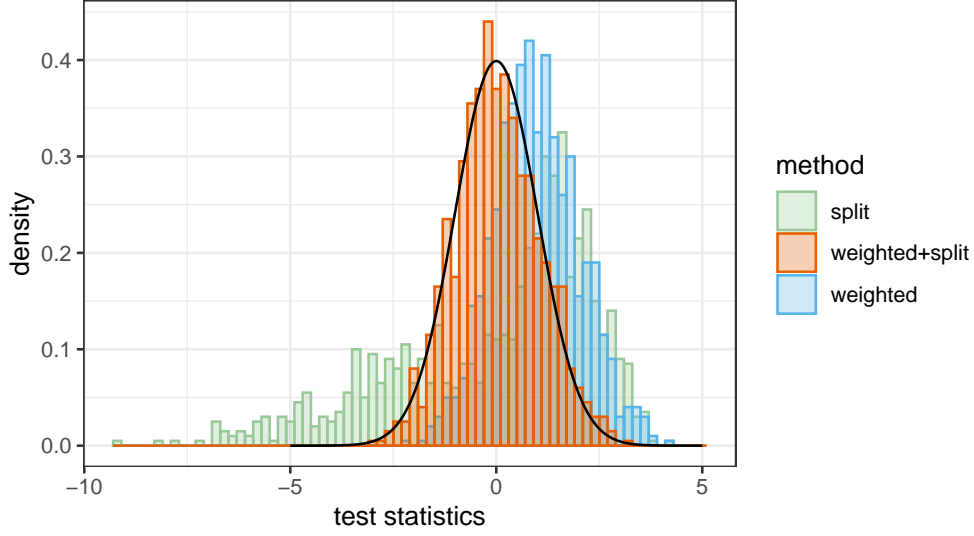


Figure 1: Sample splitting and exponential weighting are both crucial for normality. Histograms of the normalized T_r in Algorithm 1 and its related variants. We take $r = 1$. `weighted+split` is the normalized T_r presented in Algorithm 1; `split` is described in Section 2.2, and `weighted` is the non-split version of `weighted+split`, discussed in Remark 2.2. The solid black line is the density curve of the standard normal. A LOO ($V = n$) sample-splitting scheme is employed in `split` and `weighted+split`.

2.2 Initial Fix: Removing Dependence by Cross-validation

To avoid the “double-dipping” bias, one may consider a cross-validation type of scheme using a part of the data to obtain an estimate \hat{s}_r and compare μ_r with $\mu_{\hat{s}_r}$ on the left-out sample point(s), aggregating the two-sample comparison by rotating the left-out set. More concretely, consider a leave-one-out (LOO) version of this idea. For each sample point $i \in [n]$, define the i -th LOO argmin index (without r)

$$\hat{s}_r^{(-i)} := \operatorname{argmin}_{s \neq r} \sum_{j \neq i} X_{j,s}, \quad (3)$$

with any arbitrary tie-breaking rules. Now by construction $\hat{s}_r^{(-i)}$ and X_i are independent, and one would expect the cross-validation-type statistic

$$\frac{1}{\sqrt{n}} \sum_{i=1}^n \left(X_{i,r} - X_{i,\hat{s}_r^{(-i)}} \right) \quad (4)$$

may be asymptotically normal (after being properly centered).

Unfortunately, this is not the case in general. In Figure 1, we demonstrate this phenomenon with dimension $p = 50$ and a sample size $n = 100$. It is the all-tie case $\Theta = [p]$ with IID standard normal coordinates of X . The histogram is obtained from 10^3 repeats. We observe the simple LOO method `split` is left-skewed with a visible irregular tail. Note that the test statistics produced by the LOO method are more dispersed than normal on both tails, which may negatively impact both the type I error control and power.

Algorithm 1 Proposal: Exponentially Weighted Argmin Confidence Set

Input: Data \mathbf{X} ; the number of folds V ; a significance level α ; a weighting parameter λ

Initialize The confidence set $\hat{C} = \emptyset$

for dimension index r in $[p]$ **do**

for fold index v in $[V]$ **do**

 Compute the sample mean from the out-sample data: $\hat{\mu}^{(-v)} := (n - n/V)^{-1} \sum_{j \in I_v^c} X_j$

for sample index i in I_v **do**

 Calculate weighted competitor $Q_{i,r} = \sum_{s \neq r} \hat{w}_{r,s}^{(-v)} X_{i,s}$ with weights $(\hat{w}_{r,s}^{(-v)}, s \neq r)$ satisfying

$$\sum_{s \neq r} \hat{w}_{r,s}^{(-v)} = 1 \text{ and } \hat{w}_{r,s}^{(-v)} \propto \exp\left(-\lambda \hat{\mu}_s^{(-v)}\right). \quad (5)$$

end

end

 Calculate test statistics T_r with an estimated standard deviation $\hat{\sigma}_r > 0$, e.g. Equation (9),

$$T_r := \frac{1}{\sqrt{n} \hat{\sigma}_r} \sum_{i=1}^n (X_{i,r} - Q_{i,r}). \quad (6)$$

 Add r to \hat{C} if $T_r < z_{1-\alpha}$, where $z_{1-\alpha}$ is the $(1 - \alpha)$ -quantile of standard normal.

end

output Confidence set \hat{C} .

2.3 Final Fix: Cross-validated Exponential Mechanism

The failure of asymptotic normality for the statistic in (4) is related to the perplexed distribution of general cross-validation-type statistics. Some recent work in the cross-validation literature imposed various “stability conditions” that are crucial to establishing asymptotic normality for cross-validated risks (Austern and Zhou, 2024; Kissel and Lei, 2023). Roughly speaking, these sufficient conditions require the quantity $X_{i, \hat{s}_r^{(-i)}}$ to have a distortion much smaller than $1/\sqrt{n}$ when one entry in $\{X_j : j \neq i\}$ is replaced by an IID copy. This is not the case since a change of a single sample point may result in $\hat{s}_r^{(-i)}$ changing to a completely different value, which happens with probability proportional to $1/\sqrt{n}$, and further leads to a constant level change in $X_{i, \hat{s}_r^{(-i)}}$.

Our solution to this lack of stability is inspired by the differential privacy literature (Dwork et al., 2014), where the distortion of a statistic under the perturbation of a single data entry is referred to as sensitivity. Many techniques have been developed to produce insensitive counterparts of standard statistics. For the argmin index, a differentially private version can be obtained by the Exponential Mechanism (McSherry and Talwar, 2007). The original exponential mechanism will randomly sample a single coordinate as the insensitive argmin. In our problem, it is more convenient to use a weighted average with the weights corresponding to the sampling probabilities in the exponential mechanism.

The resulting algorithm replaces $X_{i,\hat{s}_r^{(-i)}}$ by a weighted average:

$$Q_{i,r} := \sum_{s \neq r} \hat{w}_{r,s}^{(-i)} X_{i,s}$$

with weights $\{\hat{w}_{r,s}^{(-i)} \geq 0, s \neq r\}$ satisfying

$$\sum_{s \neq r} \hat{w}_{r,s}^{(-i)} = 1 \text{ and } \hat{w}_{r,s}^{(-i)} \propto \exp\left(-\lambda \hat{\mu}_s^{(-i)}\right).$$

Here $\hat{\mu}^{(-i)} = (n-1)^{-1} \sum_{j \neq i} X_j$ is the i -th LOO empirical mean and $\lambda \geq 0$ is a tuning parameter to be chosen by users. Our final algorithm for constructing a confidence set of the argmin indices is formally presented in Algorithm 1, which allows both LOO version ($V = n$) and finite fold scheme ($V = O(1)$).

Instead of identifying one single dimension $X_{i,\hat{s}_r^{(-i)}}$ as the quantity to compare with, the competitor statistic $Q_{i,r}$ is a weighted sum of multiple competitive dimensions of X_i . The quantity $Q_{i,r}$ can be viewed as a cross-validated soft-min of the vector $(X_{i,s} : s \neq r)$, and is more stable than $X_{i,\hat{s}_r^{(-i)}}$ in the sense that perturbing any one sample point (other than the i -th one) can only perturb $Q_{i,r}$ by a small amount.

A smaller λ implies a smaller perturbation and stronger stability. In one extreme case, $\lambda = 0$ implies perfect stability as the weights do not depend on $\{X_j : j \neq i\}$. By contrast, a larger value of λ will more effectively eliminate the contribution from dimensions with “obviously” larger sample means, leading to smaller confidence sets. In the other extreme case, $\lambda = \infty$ results in $Q_{i,r} = X_{i,\hat{s}_r^{(-i)}}$. To achieve a worst-case valid inference procedure, our theoretical results suggest λ needs to grow slower than \sqrt{n} . In practice, the best choice of λ would be just small enough to ensure the stability required by asymptotic normality. We provide detailed theoretical and practical guidance in choosing the tuning parameter λ in Section 3 - 5.

Remark 2.1. (*Weighted differences and standardization*) An equivalent way to write the test statistic in (5) is

$$T_r := \frac{1}{\sqrt{n\hat{\sigma}_r}} \sum_{i=1}^n (X_{i,r} - Q_{i,r}) = \frac{1}{\sqrt{n\hat{\sigma}_r}} \sum_{i=1}^n \sum_{s \neq r} \hat{w}_{r,s}^{(-v)} (X_{i,r} - X_{i,s}),$$

with weights $\hat{w}_{r,s}^{(-v)} \propto \exp(-\lambda(\hat{\mu}_s^{(-v)} - \hat{\mu}_r^{(-v)}))$. In practice, it is beneficial to pre-standardize the differences $\{X_{i,r} - X_{i,s} : i \in [n]\}$ so that the algorithm remains invariant under constant scaling of the input data, and the comparison of mean values is easier to interpret when the variances are the same. All simulation studies and real-data applications are conducted with this pre-processing.

Remark 2.2. The importance of exponential weighting is emphasized in Sections 2.2 and 2.3. A natural follow-up question is whether a method utilizing exponential weighting alone without sample-splitting can mitigate the afore-

mentioned double-dipping issue. We demonstrate the failure of this choice in Figure 1—it implies both sample splitting and weighting are crucial to achieving normality.

3 Asymptotic Normality and Coverage

In this section, we show that for each r , the T_r statistics are asymptotically normal under proper choices of λ , which further implies asymptotic coverage of the confidence set \hat{C} constructed in Algorithm 1. The result is formally stated as Theorem 3.1 below. In this section, we present our results for general V -fold cross-validation schemes, where the number of folds V can either grow with n or remain constant.

Theorem 3.1. *Let $X_i \in \mathbb{R}^p, i \in [n]$, be IID samples with uniformly bounded entries: $\sup_{s \in [p]} |X_{i,s}| \leq M$ almost surely for a constant M . The dimension p can depend on n so long as the assumptions below are satisfied. We further assume*

- *The smallest eigenvalue of covariance matrix $\text{Cov}(X_1)$ is bounded away from zero by a positive constant.*
- *The weighting parameter in Algorithm 1 satisfies $\lambda = \lambda_n = o(\sqrt{n})$.*

Define the centered version of T_r :

$$\tilde{T}_r := \frac{1}{\sqrt{n}\sigma_r} \sum_{v=1}^V \sum_{i \in I_v} (X_{i,r} - Q_{i,r} - d_{i,r}), \quad (7)$$

where $\sigma_r^2 = \text{Var}[X_{1,r} - Q_{1,r}]$, and

$$d_{i,r} = \mathbb{E}[X_{i,r} - Q_{i,r} \mid \mathbf{X}^{(-v_i)}].$$

Then for any $x \in \mathbb{R}$:

$$\lim_{n \rightarrow \infty} \max_{r \in [p]} \left| \mathbb{P}(\tilde{T}_r \leq x) - \Phi(x) \right| = 0, \quad (8)$$

where $\Phi(x)$ is the cumulative distribution function of standard normal.

The proof of Theorem 3.1 is sketched in Section 3.2. The argument is dissected into two steps: a general weakly dependent Central Limit Theorem (CLT) based on stability and verifying the stability conditions for the exponential weighting mechanism.

Remark 3.2. (Worst-case stability guarantee) We require $\lambda = o(\sqrt{n})$ in Theorem 3.1 to guarantee the weights are stable enough to establish the asymptotic normality. This requirement applies to the worst case where many of the μ_r 's are equal and can be relaxed if there is enough separation between leading coordinates. In Lemma C.3, we present the case when there is an “obvious” winner within $[p] \setminus \{r\}$ (that is, one dimension is significantly better than the others as

a competitor of the r -th dimension). In this case, the condition of λ can be substantially relaxed without compromising the asymptotic normality of \tilde{T}_r . In Section 5, we present an automatic data-driven procedure to detect such situations and choose λ that best balances the validity and power.

Remark 3.3. (Random centering) The center $d_{i,r}$ in Theorem 3.1 is a random quantity depending on the data $\mathbf{X}^{(-v_i)}$. It is straightforward to verify that

$$d_{i,r} = \sum_{s \neq r} \hat{w}_{r,s}^{(-v_i)} (\mu_r - \mu_s),$$

where $\hat{w}_{r,s}^{(-v_i)}$ is the exponential weight defined in (5). As a result, when $r \in \Theta$ we have $d_{i,r} \leq 0$ for all i . This simple but crucial fact bridges the gap between Theorem 3.1 and the inference validity guarantee in Corollary 3.4 below. The quantities $d_{i,r}$ can be viewed as the signal strength as it reflects the gap between μ_r and other μ_s . The coverage will be close to $1 - \alpha$ if $n^{-1/2} \sigma_r^{-1} \sum_i d_{i,r}$ is close to 0.

The coverage guarantee/validity result follows directly from the asymptotic normality in Theorem 3.1 and Remark 3.3. The proof of the following result is in Appendix D.

Corollary 3.4. Under the same assumptions as in Theorem 3.1, for each $r \in \Theta$, we have

$$\lim_{n \rightarrow \infty} \mathbb{P}(r \in \hat{C}) \geq 1 - \alpha,$$

for the confidence set \hat{C} constructed in Algorithm 1 with a consistent standard deviation estimate $\hat{\sigma}_r$.

Remark 3.5. (Marginal coverage) The coverage guarantee is marginal for each $r \in \Theta$, regardless of the cardinality of Θ . The validity is stronger than some “weak coverage”— $\hat{C} \cap \Theta \neq \emptyset$ with high probability. However, the result does not imply $\mathbb{P}(\Theta \subset \hat{C}) \geq 1 - \alpha + o(1)$, which is referred to as “uniform coverage”. These alternative coverage guarantees may be of practical interest depending on the context. We chose to focus on the marginal coverage as it strikes a balance between power and validity, which seems to be the common choice in the literature as well. A discussion of three types of coverage guarantees can be found in Futschik and Pflug (1995).

Remark 3.6. (Boundedness) In Theorem 3.1 the critical growth rate of $\lambda = o(\sqrt{n})$ required for asymptotic normality does not depend on the dimensionality p . This property is a consequence of the entry-wise L^∞ -norm bound on the random vector X_1 . If such an L^∞ bound condition is replaced by L^q -norm conditions for a finite $q \geq 2$, we expect the critical threshold for λ to be $\sqrt{n}/\log^A p$ for some $A > 0$ depending on q . We choose to present the results under the L^∞ bound for simplicity.

3.1 Variance Estimation

Now we consider estimating the variance σ_r^2 as required by Algorithm 1. Motivated by the literature of cross-validation Bayle et al. (2020), a natural estimator is

$$\hat{\sigma}_r^2 = \frac{1}{n} \sum_{i=1}^n \left(X_{i,r} - Q_{i,r} - \frac{1}{n} \sum_{j=1}^n (X_{j,r} - Q_{j,r}) \right)^2. \quad (9)$$

Although the estimator takes a simple form, showing such consistency is not a trivial task due to the dependence among $\{Q_{i,r}, i \in [n]\}$. In fact, we need to leverage the same stability property that is also a critical component in the proof of Theorem 3.1. We present the formal statement below. Its proof can be found in Appendix A.

Theorem 3.7. *Under the same assumptions as in Theorem 3.1, we have, for each $r \in [p]$,*

$$\hat{\sigma}_r^2 / \sigma_r^2 \xrightarrow{P} 1. \quad (10)$$

This result holds whether the number of folds, V , is a fixed integer or equal to n (LOO).

One may alternatively consider the estimator by averaging the within-fold empirical variances (see (24) in Appendix A), but it can only handle the finite V case where the cardinalities of I_v and I_v^c both diverge to infinite, which is not the case for LOO ($|I_v| = 1$). The estimate $\hat{\sigma}_r^2$ in (9) can cover both cases, which makes it more suitable for this work. Its analysis may be of independent interest to readers concerning LOO procedures. The proof of Theorem 3.7 involves several “variance varieties” closely related to σ_r^2 , which are also discussed in Appendix A.

3.2 Key Ingredients to Theorem 3.1

There are two main steps to prove Theorem 3.1: 1) establish a general CLT for sums of nearly IID random variables under general stability conditions, and 2) prove our statistics satisfy such stability conditions. In this subsection we present the main ingredients. The proof of Theorem 3.1 given these tools is very short and is provided in Appendix D.

The CLT related to “weakly dependent” data transforms often—but not exclusively—appear in cross-validation-type methods. The most standard CLT is for normalized sums of independent random variables, but the quantities of interest in modern statistics do not necessarily take such a simple form. Intuitively, suppose each summand term is mostly driven by a random variable that is independent of others, the total sum should behave like the sum of independent random variables. All we need is to control the residuals induced by weak dependence and certain CLT is expected to hold. One such result is formally stated below. It is essentially a re-statement of Theorem 1 of Austern and Zhou (2024) in a more general context with slight technical modifications on tail and boundedness conditions.

Theorem 3.8. Let $\mathbf{X} = \{X_i \in \mathcal{X}, i \in [n]\}$ be a collection of IID random vectors. Define $K_i = \mathcal{K}(i; \mathbf{X})$ for a mapping \mathcal{K} from $[n] \times \mathcal{X}^n$ to a closed interval $[-M, M] \subset \mathbb{R}$ such that $\mathcal{K}(i; \mathbf{X})$ has the same distribution for all $i \in [n]$.

Assume $\mathbb{E}[K_i \mid \mathbf{X}^{(-i)}] = 0$ where $\mathbf{X}^{(-i)} := \mathbf{X} \setminus \{X_i\}$ and the variance $\omega_n^2 := \text{Var}(K_1)$ satisfies $\liminf_n \omega_n > 0$. Then for any $x \in \mathbb{R}$ and any $\epsilon > 0$, there exists a constant $C_\epsilon > 0$ depending on ϵ such that

$$\left| \mathbb{P} \left(\omega_n^{-1} n^{-1/2} \left(\sum_{i=1}^n K_i \right) \leq x \right) - \Phi(x) \right| \leq C_\epsilon \left(n^{1/2} \Delta_1 + n \Delta_2 + n^{-1/2} + n^{1/2} \Delta_1^2 + n^{3/2} \Delta_2^2 \right) + 2\epsilon \quad (11)$$

where $\Phi(x)$ is the cumulative distribution function of standard normal and

$$\begin{aligned} \Delta_1 &= \left(\max_{i \neq j \in [n]} \mathbb{E} \left[(\nabla_j K_i)^2 \right] \right)^{1/2} \\ \Delta_2 &= \left(\max_{i \neq j \neq l \in [n]} \mathbb{E} \left[(\nabla_l \nabla_i K_j)^2 \right] \right)^{1/2} \end{aligned} \quad (12)$$

(definition of ∇ is presented below). Specifically, if

$$\Delta_1 = o(n^{-1/2}) \text{ and } \Delta_2 = o(n^{-1}), \quad (13)$$

we have

$$\omega_n^{-1} n^{-1/2} \left(\sum_{i=1}^n K_i \right) \xrightarrow{d} \mathcal{N}(0, 1). \quad (14)$$

Definition 3.9. The difference operators ∇ in Theorem 3.8 are defined for distinct $i, j, l \in [n]$ as follows.

$$\begin{aligned} \nabla_j K_i &= \mathcal{K}(i, \mathbf{X}) - \mathcal{K}(i, \mathbf{X}^j), \\ \nabla_l \nabla_j K_i &= \mathcal{K}(i, \mathbf{X}) - \mathcal{K}(i, \mathbf{X}^j) - \{ \mathcal{K}(i, \mathbf{X}^l) - \mathcal{K}(i, \mathbf{X}^{j,l}) \}, \end{aligned} \quad (15)$$

where the perturbed data sets are defined in Section 1.

We present the proof of Theorem 3.8 in Appendix B, which streamlines the proof in Austern and Zhou (2024) using a modified Slepian's interpolation.

The mapping \mathcal{K} is determined by the statistic of interest. The requirement of $\mathcal{K}(i; \mathbf{X})$ having the same distribution for all $i \in [n]$ can be dropped by setting ω_n to the average of $\text{Var}(K_i)$ over $i \in [n]$. To apply Theorem 3.8 in the proof of Theorem 3.1, we will consider a distinguish K_i for each r :

$$K_i = K_{i,r} := X_{i,r} - Q_{i,r} - d_{i,r}, \quad (16)$$

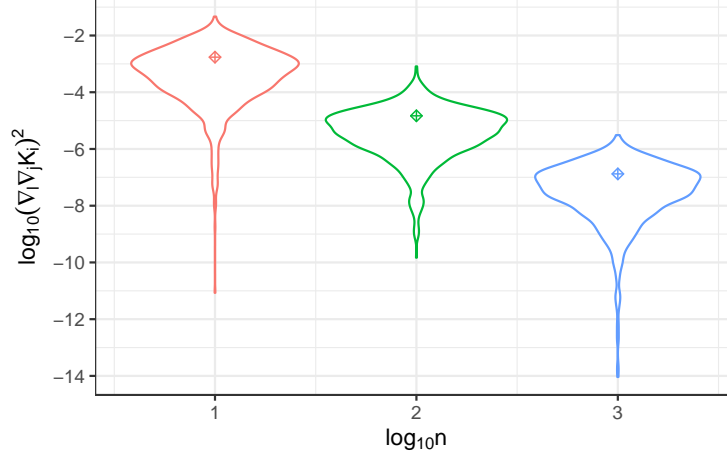


Figure 2: The second-order stability term vanishes at the rate predicted by our theoretical analysis. The violin plots illustrate the distribution of $\log_{10} (\nabla_l \nabla_j K_i)^2$ stratified by sample size. The points are the estimated $\log_{10} \mathbb{E}[(\nabla_l \nabla_j K_i)^2]$ over 10^3 simulations repeats.

and verify that the stability conditions (13) indeed hold for this specific K_i (Appendix C). Establishing the second-order stability condition is the most technically involved step. Our proof is inspired by the differential privacy literature using the connection between the stabilized soft-min and the exponential mechanism (Dwork et al., 2014, Section 3.4).

To provide some empirical evidence on the scaling of $(\nabla_l \nabla_j K_i)^2$, in Figure 2 we plot the distribution of $(\nabla_l \nabla_j K_i)^2$ at various sample sizes. Our theoretical results predict $\mathbb{E}[(\nabla_l \nabla_j K_i)^2]$ is of order n^{-2} when $\lambda \sim \sqrt{n}$. This is reflected numerically as the mean points in Figure 2 roughly lie on a line of slope -2 . The simulation settings are identical to that in Figure 1 but the sample size varies in $\{10^1, 10^2, 10^3\}$. Since we require $\mathbb{E}[(\nabla_l \nabla_j K_i)^2]$ to be a smaller order than n^{-2} to achieve asymptotic normality, in practice one should implement λ slightly smaller than \sqrt{n} .

4 Power Guarantees

In this section, we analyze the power of the confidence set construction, which refers to its ability to exclude dimension indices whose population means are not minimal. Let $\tilde{\mu} = \min_{s \in [p]} \mu_s$. For each $r \in [p]$, let $\alpha_n(r) = (\mu_r - \tilde{\mu})\lambda/2$ be the scaled gap. Let $\beta_n = 4(\log p + 3\sqrt{\log V})$. Define

$$\mathbb{C}(r) = |\{s : \alpha_n(r)/\lambda < \mu_s - \tilde{\mu} \leq \beta_n/\lambda\}|. \quad (17)$$

The magnitude of $\mathbb{C}(r)$ measures the cardinality of the “confusing set” and reflects the hardness of rejecting the hypothesis $r \in \Theta$. Intuitively, if $\mu_s - \tilde{\mu} \leq \beta_n/\lambda$, then the coordinate s will possibly receive some non-trivial weight in the soft-min calculation of $Q_{i,r}$. If $\mu_s - \tilde{\mu} > \alpha_n(r)/\lambda$, then μ_s is somewhat close to μ_r —In order to detect the sub-optimality of coordinate r , the exponential mechanism cannot assign too much weight to coordinates whose μ_s

value is close to μ_r .

In the statement and the proof of Theorem 4.1, the limits are all taken for $(n, p) \rightarrow \infty$. Here we consider a triangular array type of asymptotic setting, where μ may change as (n, p) increases. The proof of this result is presented in Appendix E.

Theorem 4.1. *Under the same assumptions as in Theorem 3.1,*

1. *If $\mathbb{C}(r) > 0$, then $\lim_{n \rightarrow \infty} \mathbb{P}(r \in \widehat{C}) = 0$ if*

$$\mu_r - \tilde{\mu} \geq c\lambda^{-1} [\log \mathbb{C}(r) + \log \log p + \log \log V] \quad (18)$$

for a large enough constant $c > 0$;

2. *If $\mathbb{C}(r) = 0$, then $\lim_{n \rightarrow \infty} \mathbb{P}(r \in \widehat{C}) = 0$ when $\mu_r - \tilde{\mu} = \omega(1/\sqrt{n})$.*

Remark 4.2. *This result reflects the adaptivity of the method. When there is no confusion set ($\mathbb{C}(r) = 0$) the power guarantee almost achieves the parametric rate. When there is a non-empty confusion set, it is the logarithm of the size of the confusion set that matters in the power guarantee. The worst case value of V is n , and the dependence on p and n are in the iterated logarithm. The value $\mathbb{C}(r)$ depends on r , the coordinate of interest. It can be upper bounded by $|\{s : 0 < \mu_s - \tilde{\mu} \leq \beta_n/\lambda\}|$.*

5 Data-driven Selection of the Weighting Parameter

As mentioned in Remark 3.2, the choice of $o(\sqrt{n})$ -order λ is to cover the worst-case scenario, which does not always hold in real-world applications. In practice, it is important to choose λ in a data-driven fashion to achieve better statistical power.

Moreover, the optimal choice of λ can depend on r , the dimension under comparison, because the variance of each dimension $X_{i,s}$, $s \in [p]$ enters the procedure differently when switching r . Algorithm 1 describes the procedure with an r -agnostic choice of λ for ease of presentation. In practice, r -dependent choices of $\lambda = \lambda_{n,r}$ often perform better.

The goal of λ tuning is to maximize power while attaining the desired coverage. Recall that a large λ tends to give better power but an overly large λ may violate the stability conditions required by the asymptotic normality. With these considerations in mind, we pick the largest λ that satisfies the first-order stability condition:

$$n \cdot \mathbb{E} (\nabla_i K_{1,r})^2 = o(\text{Var}[K_{1,r}]), \quad (19)$$

with $i \neq 1$ for LOO implementation (or $i \notin I_{v_1}$ for V -fold implementation), $K_{1,r}$ defined as in (16), and operator

∇_i defined in (15). This criterion is motivated by Equation (60) in the proof of Theorem 3.8. Having it satisfied, one could expect the test statistic \tilde{T}_r to be nearly standard normal for valid inference.

5.1 Iterative Data-driven Selection

We apply the following iterative algorithm to conduct data-driven parameter selection. For each r :

- (i) Set λ to be λ_0 as a small initial candidate (details on how λ_0 is determined are presented in Appendix F);
- (ii) Run the initial parts of Algorithm 1 with 2λ until Step (5) and examine if Condition (19) is approximately satisfied. Specifically, we use the sample-version criterion

$$n \cdot \widehat{\mathbb{E}} (\nabla_i K_{1,r})^2 \leq \varepsilon \widehat{\text{Var}}[K_{1,r}]. \quad (20)$$

Here the small number ε is set to be 0.08 for the LOO procedure.

- (iii) If the criterion in step (ii) is not satisfied or $2\lambda \geq \phi$, return λ as the selected parameter. Otherwise, set $\lambda \leftarrow 2\lambda$ and repeat step (ii). The threshold ϕ is a sufficiently large number (e.g. n^5).

5.2 Estimation of Relevant Quantities

To compute the sample expectation $\widehat{\mathbb{E}} (\nabla_i K_{1,r})^2$ in (20), we leverage the identity

$$\nabla_i K_{1,r} = \sum_{s \neq r} \left(\hat{w}_{r,s}^{(-v_1)} - \hat{w}_{r,s}^{(-v_1),i} \right) (X_{1,r} - X_{1,s} - (\mu_r - \mu_s)), \quad (21)$$

where $\hat{w}_{r,s}^{(-v_1),i}$ is the exponential soft-min weight $\hat{w}_{r,s}^{(-v_1)}$ computed with X_i replaced by an IID copy X'_i .

To estimate $\nabla_i K_{1,r}$, we approximate $\hat{w}_{r,s}^{(-v_1),i}$ and $\hat{w}_{r,s}^{(-v_1)}$ using a leave-two-out technique which was also employed in Austern and Zhou (2024) and Kissel and Lei (2023) for quantities related to the ∇_i operator. For $i \neq k \in I_{v_1}^c$, we first approximate $\hat{w}_{r,s}^{(-v_1)}$ by $\hat{w}_{r,s}^{(-v_1),-k}$, i.e., using sample means from $\{X_j, j \in I_{v_1}^c \setminus \{k\}\}$. Similarly, $\hat{w}_{r,s}^{(-v_1),i}$ is approximated by $\hat{w}_{r,s}^{(-v_1),-i}$, which uses the sample means from $\{X_j, j \in I_{v_1}^c \setminus \{i\}\}$. Therefore these two weights differ in one sample replacement. We obtain

$$\widehat{K}_{1,r}(i, k) := \sum_{s \neq r} \left(\hat{w}_{r,s}^{(-v_1),-k} - \hat{w}_{r,s}^{(-v_1),-i} \right) (X_{1,r} - X_{1,s} - (\hat{\mu}_r - \hat{\mu}_s)),$$

as an approximated version of $\nabla_i K_{1,r}$.

The estimator $\widehat{\mathbb{E}} (\nabla_i K_{1,r})^2$ is the sample average $|\mathcal{B}|^{-1} \sum_{(j,i,k) \in \mathcal{B}} \left(\widehat{K}_{j,r}(i, k) \right)^2$ over the set $\mathcal{B} := \{(j, i, k) \in [n] \times I_{v_j}^c \times I_{v_j}^c \mid i \neq k\}$. For each triplet $(j, i, k) \in \mathcal{B}$, the quantity $\widehat{K}_{j,r}(i, k)$ is analogously estimated as described

above. For large values of n , we further approximate the estimate using a random subset of \mathcal{B} of size 100 drawn uniformly at random.

As for the variance, we use $\hat{\sigma}_r^2$ as an estimate of $\widehat{\text{Var}}(K_{1,r})$ in (20), inspired by Proposition A.1 and Theorem 3.7.

6 Simulation Study

6.1 Method Comparison

To evaluate the performance of the proposed procedure, we compare it with three methods that are either proposed in existing literature or readily adaptable to our argmin inference problem. In particular, our investigation will focus on how the methods respond to data dependencies and characteristics of mean landscapes.

6.1.1 Compared Methods

The first method is the *Bonferroni correction* which may be loosely viewed as a benchmark for the class of multiple testing procedures. In our context, a dimension $r \in [p]$ is included in the confidence set \widehat{C} if and only if all the pairwise null $H_0 : \mu_r \leq \mu_s, s \neq r \in [p]$ are not rejected at the Bonferroni-adjusted significance level $\alpha/(p-1)$. We implemented paired two-sample t -tests for the mean comparisons.

The second method is the two-step procedure in Futschik and Pflug (1995) built upon the selection rule developed by Gupta (1965). Such a selection constructs an $(1-\alpha)$ argmin confidence set by collecting all the dimensions $r \in [p]$ satisfying the inequality

$$\sqrt{n} \left(\frac{\hat{\mu}_r}{\sigma_r} - \min_{s \neq r} \frac{\hat{\mu}_s}{\sigma_s} \right) \leq q_{(1-\alpha),p}, \quad (22)$$

where σ_s^2 is the true variance of $X_{1,s}$ for all $s \in [p]$, and the threshold $q_{1-\alpha,p}$ is the $(1-\alpha)$ -quantile of the random variable $\varepsilon_r - \min_{s \neq r} \varepsilon_s$ with $\varepsilon_s \stackrel{\text{iid}}{\sim} \mathcal{N}(0, 1)$. The variant introduced by Futschik and Pflug (1995) applies a two-step selection rule to enhance power. Given the proper choices of $\alpha_1, \alpha_2 \in (0, 1)$ such that $(1-\alpha_1)(1-\alpha_2) = 1-\alpha$, the first selection is performed to generate an $(1-\alpha_1)$ argmin confidence set \widehat{C}_1 using the threshold $q_{(1-\alpha_1),p}$. Then, the following selection adapts the cardinality of \widehat{C}_1 for the generation of an $(1-\alpha_2)$ argmin confidence set \widehat{C}_2 using the threshold $q_{(1-\alpha_2),|\widehat{C}_1|-1}$. The final argmin confidence set is $\widehat{C} = \widehat{C}_1 \cap \widehat{C}_2$. Here we follow Futschik and Pflug (1995)'s choice of $\alpha_1 = \alpha/10$. The validity of this method relies on (i) the variance σ_s^2 being known and the same across all dimensions, and (ii) the coordinates are mutually independent. Both of these restrict the method's applicability in practice. Even replacing the true σ_s by its estimate leads to validity violations (see Appendix G).

The third method is included to illustrate how one can construct a valid argmin confidence set from rank confidence intervals. Mogstad et al. (2024) and Fan et al. (2024) reduce confidence intervals for ranks to that of the pairwise mean differences, which can be further reformulated as a problem of *testing many moment inequalities* (see Romano et al.

(2014); Chernozhukov et al. (2016)). Here we use the R package `csranks` by Wilhelm and Morgen (2023) to construct a confidence lower bound \hat{L}_r for the population rank R_r of the mean μ_r for each $r \in [p]$. We then include a dimension $r \in [p]$ in the confidence set \hat{C} if and only if $\hat{L}_r = 1$. This confidence set yields the validity (2) because for each $r \in \Theta$, we have $\mathbb{P}(r \in \hat{C}) = \mathbb{P}(\hat{L}_r = 1) = \mathbb{P}(\hat{L}_r \leq 1) = \mathbb{P}(\hat{L}_r \leq R_r) \geq 1 - \alpha$.

6.1.2 Setups and Results

Samples are drawn from multivariate normal distributions with Toeplitz covariance matrices. We take type I error size $\alpha = 0.05$. All the methods achieve 95% coverage for the true argmin index in all settings (see Appendix H).

Two types of mean landscapes—denoted as “increasing” and “3-tier”—are explored. For each type of landscape, we vary the signal strength (size of the difference in true means) as well as the dependency strength across dimensions of X and investigate their impact on the statistical power.

Formally, the true means are of the form $\mu = f \times \mu_b \in \mathbb{R}^p$ for the mean factor $f \in \{1, 2, \dots, 10\}$ with the base mean vector μ_b specified in Figure 3. As f increases, the difference between different coordinates of μ will be enlarged, making it easier to exclude the sub-optimal dimensions from the confidence set. The covariance matrices are Toeplitz with the (r, s) -entry $\sigma_{rs}^2 = \varrho^{|r-s|}$ for $r, s \in [p]$. We consider the dependency strengths $\varrho \in \{0, 0.2, \dots, 0.8\}$, where $\varrho = 0$ leads to an identity covariance matrix and $\varrho = 0.8$ signifies a highly correlated scheme. In total, we have $2 \times 10 \times 5 = 100$ settings.

In Figure 3 we present the *difference* in the number of *false negatives* within confidence sets, which is computed as the number of false negatives produced in the proposed method minus that produced by a competing method. Here the number of false negatives is the cardinality of $\hat{C} \setminus \Theta$. We set the dimensionality $p = 10^2$ and a sample size $n = 10^3$. A more negative value indicates a greater advantage of the proposed method over its competitor in rejecting sub-optimal dimensions. The number of repetitions for each simulation setting is 100.

The first type of mean landscape—“increasing”—implements a base vector $\mu_b = [0.01, 0.02, \dots, 1]^\top$. It depicts a situation where the true means gradually increase across the entire landscape. In Figure 3 top row, we observe the proposed LOO procedure outperforms the three compared methods in a majority of the experiment settings. The advantage of the proposed procedure becomes more apparent with an increased dependency strength, which corresponds to moving from left to right in each heatmap row. The method by Futschik and Pflug (1995) performs better when the underlying dimensions are nearly independent thanks to its screening-like step (which can not be justified in dependent cases). By contrast, the other three methods factor in the dependence structures in different ways, which helped improve their power. Specifically, for the proposed LOO procedure, the weights concentrate better on the dimensions with lower true population means as the correlation increases.

The other type of mean landscape (“3-tier”) concerns the case when there are several close competitors having tied

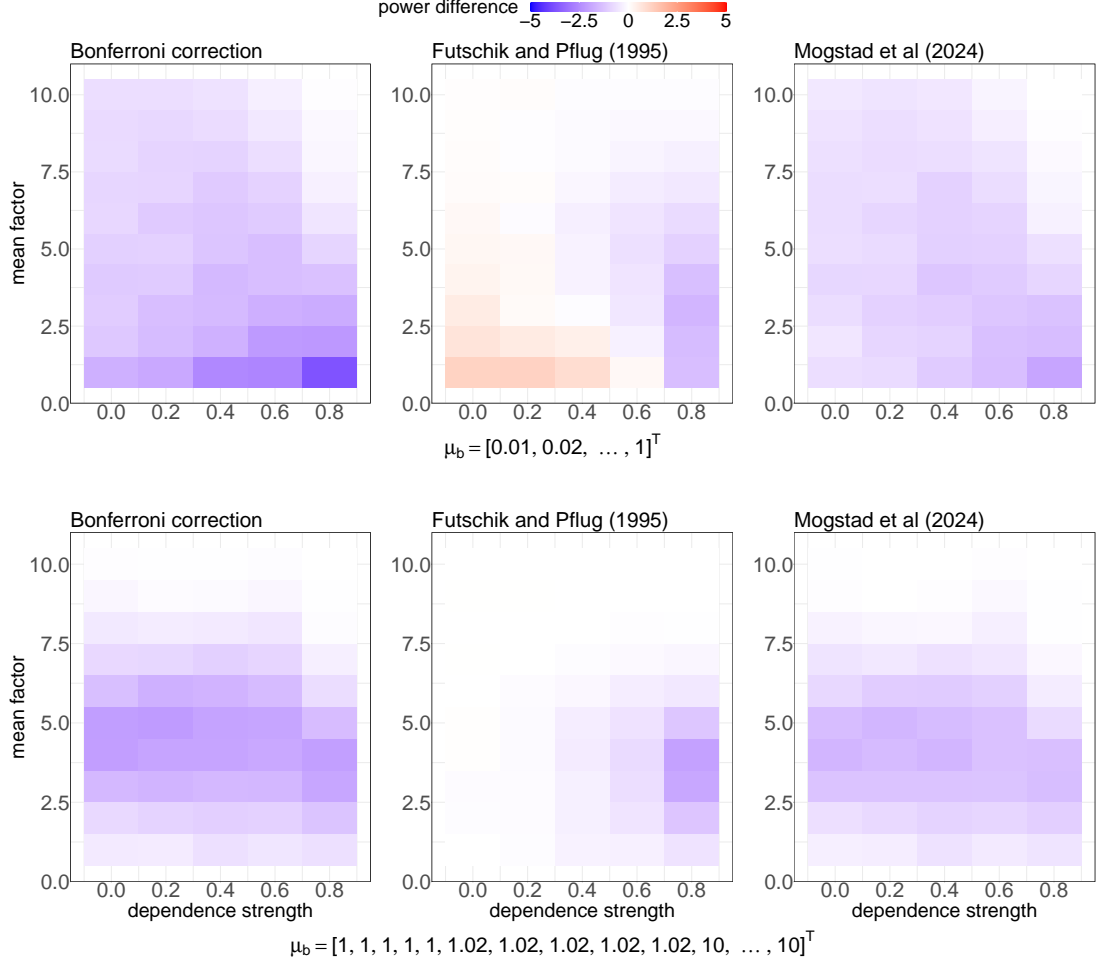


Figure 3: Method comparison, “increasing” (top) and “3-tier” (bottom) landscapes. Comparison between the proposed LOO method and three other methods. Each cell in the heatmaps corresponds to a different simulation setting. The x-axis corresponds to different dependency strength ρ , and in the y-axis, signal strength f is varied. The color in each cell illustrates the difference in the average number of false negatives between the proposed LOO method and one literature method. A more negative value indicates a greater advantage of the proposed method over its competitor in rejecting sub-optimal dimensions.

and near-tied means, along with many clearly inferior ones. Such a scenario often unfolds in commercial markets, where a handful of dominant brands share a similar market reputation due to competitive product qualities, while many budget brands cater to niche consumer segments. As a market researcher, one might aim to identify the most highly regarded companies based on the quantitative feedback provided in customer surveys. In Figure 3 bottom row, we see that the proposed LOO method typically results in finer confidence sets than the other three methods in this case. Compared to the Bonferroni correction and the procedure by Mogstad et al. (2024), the proposed method initially exhibits increasingly higher power when moving from bottom to top in each column of the heatmap. Yet the advantage eventually diminishes after the mean factor f passes a point where the problem becomes too easy for all methods.

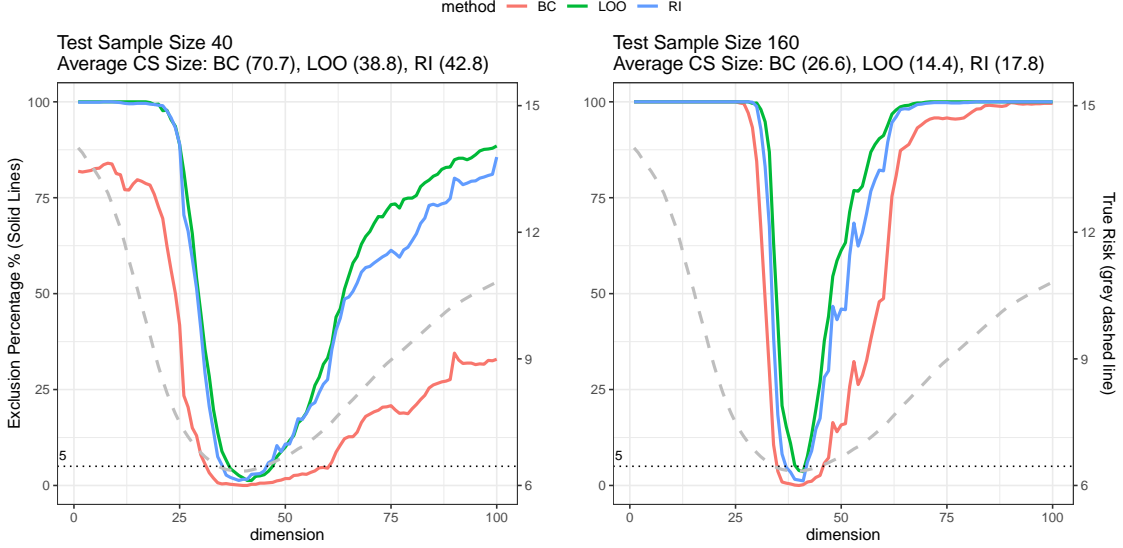


Figure 4: Average exclusion percentage, LASSO model selection. The numerical experiments are conducted over two different test sample sizes, $n = 40$ (left) and $n = 160$ (right). The gray dashed curve represents the true population risks of the β_r 's, with the risk values shown on the right y-axis. Comparison among the proposed LOO method, Bonferroni correction (BC) and rank inference approach by Mogstad et al. (2024) (RI). Each solid curve documents the proportion of the 100 models—each corresponds to a η_r parameter—being excluded from the confidence sets. The exclusion percentage is calculated over 10^3 repeats.

6.2 An Application to LASSO Model Selection

As discussed in the Introduction, one important application of the proposed procedure is model and tuning parameter selection. We take the LASSO (Tibshirani, 1996) in high-dimensional regression as an example. The goal is to relate a collection of predictors $Z \in \mathbb{R}^d$ to an outcome of interest $Y \in \mathbb{R}$. Given collected samples, each LASSO predictor is constructed by minimizing

$$\sum_{i=1}^{n_{tr}} (Y_i - Z_i^T \beta)^2 + \eta \|\beta\|_1 \quad (23)$$

over $\beta \in \mathbb{R}^d$. The penalty parameter $\eta > 0$ controls the sparsity of the estimated regression coefficients and significantly impacts the generalization capacity of the fitted model. To simplify the discussion we consider a sample-splitting scenario, where for each η_r , $r \in [p]$ we have estimated a $\beta_r \in \mathbb{R}^d$ from an external training sample of size n_{tr} , and we want to identify the $r \in [p]$ such that the estimate β_r minimizes the future prediction error $\mathbb{E}_{Y,Z}[(Y - Z^T \beta_r)^2]$, using a testing sample $\{(Z_i, Y_i), i \in [n]\}$. This can be formulated as an argmin inference task: $X_{i,r} = (Y_i - Z_i^T \beta_r)^2$. Applying the proposed procedure, we can construct a confidence set \hat{C} for the argmin index of the prediction risk $\mu_r = \mathbb{E}_{Y,Z}(Y - Z^T \beta_r)^2$.

In the example presented in Figure 4, the distribution of Z is multivariate normal $\mathcal{N}(0_{300}, I_{300})$, where 0_d is an

all-zero vector of length 300 and I_d is the $d \times d$ identity matrix. We define the true β as $(1_{10}, 0_{290})^T$ and

$$Y = Z^T \beta + \mathcal{N}(0, 2^2).$$

The training sample size $n_{\text{tr}} = 160$. The candidate η 's are automatically generated by R package `glmnet` (Friedman et al. (2021)). Here the best index is $r^* = 39$ and the population “true risk” $\mathbb{E}_{Y,Z}[(Y - Z^T \beta_r)^2]$ is illustrated in dashed grey for all $r \in [p] = [100]$.

In Figure 4, we plot the frequency of each index being excluded from the confidence set by the proposed LOO algorithm, Bonferroni correction (BC) and Rank Inference (RI) by Mogstad et al. (2024). Specifically, a point (r, ω) on a solid curve indicates that the corresponding β_r is excluded in $\omega\%$ of the confidence sets constructed over numerical repeats. Two different test sample sizes $n \in \{40, 160\}$ are investigated. For each compared method, the observed exclusion frequency of each r is positively associated with the true risk of the corresponding β_r . Increasing the sample size from $n = 40$ to 160, the confidence set \hat{C} rejects sub-optimal dimensions more frequently. Both the proposed LOO method and the RI method consistently outperform the BC method—yielding higher exclusion percentages for all sub-optimal indices—while controlling the type I errors for $r^* = 39$ at the level $\alpha = 0.05$.

For the LASSO problem, the dimensions of the risk vector X are highly correlated, due to the similarity between β_r 's when trained under similar η_r 's. Many of them share a Pearson's ρ greater than 0.8, with the highest being close to 0.99. This distinguishes the LASSO application from the experiments in Section 6.1, where only a few dimensions can have $\rho = 0.8$ even in the most highly correlated scheme.

7 Real Data Applications

In this section, we apply the proposed procedure to two real data sets. In machine learning study, model competitions are frequently used as pedagogical practices to allow practitioners or students to explore the strengths and weaknesses of different machine learning methods. It is essential in this context to acknowledge the merit of all competitive models while screening out the inferior ones. In a course *Methods of Statistical Learning* instructed by one of the authors, students were asked to train classification algorithms over a given data set. Then, the student-trained classifiers were submitted for evaluation over a held-out testing data set. The data sets are sourced from *Kaggle.com*. Here we implement the proposed LOO algorithm with a data-driven tuning parameter λ to identify the best performers. The identities of students and group names are anonymized.

7.1 2023 Classification Competition

In Spring 2023, a total number of 44 submitted models were evaluated upon a test data set of sample size 183. In our notation, this corresponds to an independent sample X_1, \dots, X_{183} with $X_i \in \{0, 1\}^{44}$ encoding the binary classification error (0 for correct, 1 for error). Models of lower expected error rates are preferred. Within these 44 models, there are 7 pairs of student models—models (3, 34), (7, 24), (9, 42), (10, 23), (21, 37), (25, 35) and (36, 39)—with identical evaluation results. We excluded one model in each pair to avoid degeneracy.

We implemented the proposed LOO algorithm, Bonferroni correction (BC), Rank Inference by Mogstad et al. (2024) (RI), and a method by Hansen et al. (2011) that we refer to as the MCS procedure. Most of the methods mentioned above involve some randomized steps such as sample splitting and bootstrap. In the proposed LOO method, the randomness is from the sub-sampling in the leave-two-out estimate of $\nabla_j K_i$ (detailed in Section 5), while the RI and MCS methods involve bootstrap samples. We constructed 100 confidence sets using different random seeds, all with the same testing data.

Over the 100 repetitions, the average size of the LOO confidence sets is 31.6, with models 4, 10, 12, 13, 14, 15, 23, 29, 33, 36, 38 and 39 frequently excluded. The Bonferroni correction results in an average size of 41, with models, 12, 29, and 33 excluded in most repeats. The RI approach yields an average size of 38.7, frequently excluding models 4, 12, 13, 29 and 33. As for the MCS procedure, we follow the recommended implementation in Bernardi and Catania (2018). It shows an average size of 43.

In Figure 5, the left panel presents a comparison of the confidence set from one realization. BC and MCS can only exclude the most obvious inferior models. The RI approach is more powerful than BC and MCS, but still less so compared to the LOO method.

There is no strict monotonic relationship between the test error rate and exclusion from the confidence set. For example, model 21 and 37 possessed a higher empirical test error but were not excluded by the proposed LOO method. A similar pattern also held for model 21, 36, 37, 39 when implementing the RI method. This is due to the association between the compared submissions. When an inferior model r (e.g., model 21) was strongly positively correlated with a superior model s , the variance of $X_{i,r} - X_{i,s}$ will be small. Compared with models with the same average performance but less associated with any superior candidates, rejecting the correlated inferior models from the confidence set is easier. In other words, the difficulty of excluding an inferior model depends on both the test-error difference and the covariance.

7.2 2024 Classification Competition

In Spring 2024, a total number of 39 models were evaluated upon a test data set of sample size 1236, leading to a prediction discrepancy sample $\{X_i \in \{0, 1\}^{39} : i \in [1236]\}$.

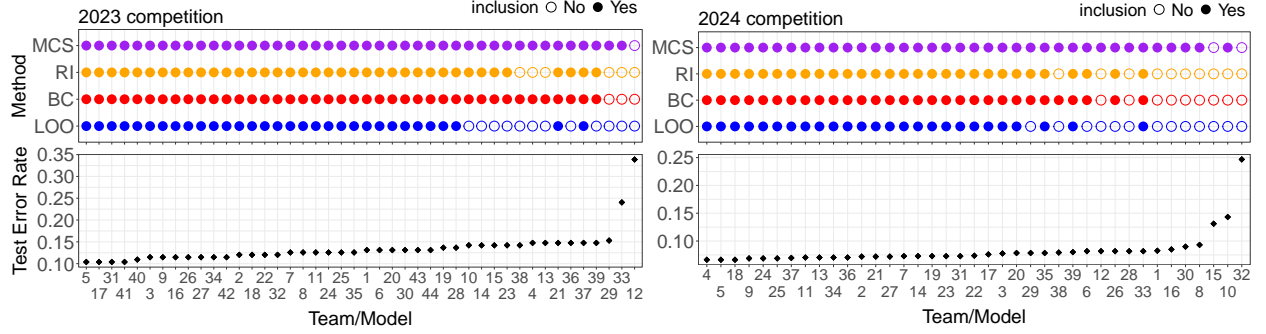


Figure 5: Confidence sets with real data. We compare the proposed LOO algorithm (LOO), the Bonferroni correction (BC), the rank inference method by Mogstad et al. (2024) (RI) and the model confidence set method (MCS) Hansen et al. (2011) over the test results in 2023 (left) and 2024 (right) classification competitions.

Again, we constructed confidence sets 100 times over the same real testing data to account for the randomness in the algorithms. For the proposed LOO method, it yields an average size of 25.3 with models 1, 6, 8, 10, 12, 15, 16, 26, 28, 29, 30, 32, 38, and 39 frequently excluded. In comparison, the MCS procedure performs least favorably with an average size of 37. The BC method results in an average size of 30, while the RI approach achieves an average size of 28.7. The former mostly excludes models 1, 8, 10, 12, 15, 16, 28, 30 and 32, while the latter excludes models 1, 8, 10, 12, 15, 16, 28, 30 and 32. Figure 5, right panel, provides an example of one realization. We can see that most approaches succeed in excluding the obviously inferior models 15 and 32, but the proposed method rejects more competitive ones, suggesting a better finite-sample statistical power.

8 Discussion

For a fixed component index r , our approach to test $r \in \Theta$ is to test whether any of the differences $\delta_s := \mu_r - \mu_s$, $s \neq r$, is strictly positive. If we take the differences in each sample point: $\tilde{X}_{i,s} = X_{i,r} - X_{i,s}$ such that $\mathbb{E}\tilde{X} = \delta$, then the problem is equivalent to testing whether $\max_s \delta_s > 0$. The comparison between the proposed method and the rank inference based method (Mogstad et al., 2024) reflects two sides in the bias-variance trade-off spectrum when constructing a confidence lower bound for the parameter of interest $\max_s \delta_s$. On the one hand, the exponentially weighted soft-max in our proposed method targets a biased version which is a weighted average of all δ_s with weights concentrating more on the large entries. Such a bias is traded in favor of a reduced variance: the resulting test statistic has variance on the scale of $1/\sqrt{n}$ and enjoys asymptotic normality. Moreover, the bias has a known sign under the null hypothesis and hence does not affect the validity of the resulting confidence lower bound. On the other hand, the method in Mogstad et al. (2024) has no bias as it looks at the largest sample mean. Yet this comes at a cost of wider confidence intervals since it must account for the fluctuation of the maximum of a random vector. Intuitively, a

favorable scenario for the proposed method is when there are many “irrelevant” components and quite a few slightly sub-optimal components, as exemplified in the “3-tier” setting in Section 6.1. A scenario that would favor the low-bias-high-variance method (e.g., Mogstad et al. (2024)) is when the correlations among the components are very high, so the variability of the maximum of the random vector is not much larger than that of a single component. This is exemplified in the LASSO tuning example in Section 6.2. However, even in this setting, the proposed method is still competitive, demonstrating its good adaptivity.

An important and intriguing research question would be to investigate optimal confidence intervals for the maximum value of a high-dimensional mean vector from IID noisy observations. The results in the current paper suggest that the hardness of such confidence intervals must depend on the shape of the mean vector, especially the gap among the leading components, as well as the correlation between the components. A special case is to find the most probable entry in a multinomial distribution, which has been well-studied in a sequential setting (Panchapakesan, 2006).

One of the main motivations for argmin inference is to select competitive machine learning agents. The current proposal can be rigorously applied to the sample-splitting scheme where the candidate models come independent of the argmin inference data (the setting considered in Section 6.2). However, as in the standard cross-validation, the training and evaluation samples may be (partially) swapped for selecting best-performing hyperparameters. A collection of associated confidence sets $\{\hat{C}_m, m \in [\mathcal{V}]\}$ can be obtained for a \mathcal{V} -fold cross-validation and one may consider combining them to get an overall confidence set for hyperparameter selection. Rigorously integrating these confidence sets is a challenging task due to the irregular distribution of the random center $d_{i,r}$ defined in (7), which will be pursued in future work.

References

- Morgane Austern and Wenda Zhou. Asymptotics of cross-validation. *Annales de l’Institut Henri Poincaré, Probabilités et Statistiques*, published online, 2024. URL <https://www.e-publications.org/ims/submission/AIHP/user/submissionFile/62392?confirm=f28e3906>.
- Pierre Bayle, Alexandre Bayle, Lucas Janson, and Lester Mackey. Cross-validation confidence intervals for test error. In *Proceedings of the 34th International Conference on Neural Information Processing Systems*, NIPS’20, Red Hook, NY, USA, 2020. Curran Associates Inc. ISBN 9781713829546.
- Vidmantas Bentkus, Bing-Yi Jing, Qi-Man Shao, and Wang Zhou. Limiting distributions of the non-central t-statistic and their applications to the power of t-tests under non-normality. *Bernoulli*, 13(2):346–364, 2007. ISSN 1350-7265.

- Mauro Bernardi and Leopoldo Catania. The model confidence set package for r. *International Journal of Computational Economics and Econometrics*, 8(2):144–158, 2018.
- Victor Chernozhukov, Denis Chetverikov, and Kengo Kato. Testing many moment inequalities. Technical report, cemmap working paper, 2016.
- Calvin Wooyoung Chin. A short and elementary proof of the central limit theorem by individual swapping. *The American Mathematical Monthly*, 129(4):374–380, 2022.
- Christine Choirat and Raffaello Seri. Estimation in Discrete Parameter Models. *Statistical Science*, 27(2):278 – 293, 2012. doi: 10.1214/11-STS371. URL <https://doi.org/10.1214/11-STS371>.
- Neil Dey, Ryan Martin, and Jonathan P. Williams. Generalized universal inference on risk minimizers, 2024. URL <https://arxiv.org/abs/2402.00202>.
- Cynthia Dwork, Aaron Roth, et al. The algorithmic foundations of differential privacy. *Foundations and Trends® in Theoretical Computer Science*, 9(3–4):211–407, 2014.
- Jianqing Fan, Zhipeng Lou, Weichen Wang, and Mengxin Yu. Ranking inferences based on the top choice of multiway comparisons. *Journal of the American Statistical Association*, pages 1–14, 2024. doi: 10.1080/01621459.2024.2316364. URL <https://doi.org/10.1080/01621459.2024.2316364>.
- Jerome Friedman, Trevor Hastie, Robert Tibshirani, Balasubramanian Narasimhan, Kenneth Tay, Noah Simon, and Junyang Qian. Package ‘glmnet’. *CRAN R Repository*, 595, 2021.
- Andreas Futschik and Georg Pflug. Confidence sets for discrete stochastic optimization. *Annals of Operations Research*, 56:95–108, 1995.
- Jean Dickinson Gibbons, Ingram Olkin, and Milton Sobel. *Selecting and ordering populations: A New Statistical Methodology*. Wiley, 1977.
- Harvey Goldstein and David J Spiegelhalter. League tables and their limitations: statistical issues in comparisons of institutional performance. *Journal of the Royal Statistical Society Series A: Statistics in Society*, 159(3):385–409, 1996.
- Shanti S Gupta. On some multiple decision (selection and ranking) rules. *Technometrics*, 7(2):225–245, 1965.
- Shanti S Gupta and Subramanian Panchapakesan. *Multiple decision procedures: theory and methodology of selecting and ranking populations*. Wiley, 1979.

- Peter Hall and Henry Miller. Using the bootstrap to quantify the authority of an empirical ranking. *The Annals of Statistics*, 37(6B):3929–3959, 2009. doi: 10.1214/09-AOS699.
- Peter R Hansen, Asger Lunde, and James M Nason. The model confidence set. *Econometrica*, 79(2):453–497, 2011.
- Kenneth Hung and William Fithian. Rank verification for exponential families. *The Annals of Statistics*, 47(2):758 – 782, 2019. doi: 10.1214/17-AOS1634. URL <https://doi.org/10.1214/17-AOS1634>.
- Gautam Kamath. Bounds on the expectation of the maximum of samples from a gaussian. *Technical Report*, 2015. URL <http://www.gautamkamath.com/writings/gaussianmax.pdf>.
- Nicholas Kissel and Jing Lei. Black-box model confidence sets using cross-validation with high-dimensional gaussian comparison, 2023. URL <https://arxiv.org/abs/2211.04958>.
- Anton J Kleywegt, Alexander Shapiro, and Tito Homem-de Mello. The sample average approximation method for stochastic discrete optimization. *SIAM Journal on optimization*, 12(2):479–502, 2002.
- Frank McSherry and Kunal Talwar. Mechanism design via differential privacy. In *48th Annual IEEE Symposium on Foundations of Computer Science (FOCS’07)*, pages 94–103. IEEE, 2007.
- Magne Mogstad, Joseph P Romano, Azeem M Shaikh, and Daniel Wilhelm. Inference for ranks with applications to mobility across neighbourhoods and academic achievement across countries. *Review of Economic Studies*, 91(1): 476–518, 2024.
- Subramanian Panchapakesan. A note on a subset selection procedure for the most probable multinomial event. *Sequential Analysis*, 25(2):145–149, 2006.
- Joseph P Romano, Azeem M Shaikh, and Michael Wolf. A practical two-step method for testing moment inequalities. *Econometrica*, 82(5):1979–2002, 2014.
- Raffaello Seri, Mario Martinoli, Davide Secchi, and Samuele Centorrino. Model calibration and validation via confidence sets. *Econometrics and Statistics*, 20:62–86, 2021.
- Kevin Tanguy. Some superconcentration inequalities for extrema of stationary gaussian processes. *Statistics & Probability Letters*, 106:239–246, 2015.
- Jonathan Taylor and Robert J Tibshirani. Statistical learning and selective inference. *Proceedings of the National Academy of Sciences*, 112(25):7629–7634, 2015.
- Robert Tibshirani. Regression shrinkage and selection via the lasso. *Journal of the Royal Statistical Society Series B: Statistical Methodology*, 58(1):267–288, 1996.

Roman Vershynin. *High-dimensional probability: An introduction with applications in data science*, volume 47. Cambridge university press, 2018.

Larry Wasserman. Stein’s method and the bootstrap in low and high dimensions: A tutorial. 2014.

Daniel Wilhelm and Pawel Morgen. *csranks: Statistical Tools for Ranks*, 2023. URL <https://danielwilhelm.github.io/R-CS-ranks/>.

Minge Xie, Kesar Singh, and Cun-Hui Zhang. Confidence intervals for population ranks in the presence of ties and near ties. *Journal of the American Statistical Association*, 104(486):775–788, 2009.

A Variance Estimation

This section concerns the proofs for the consistency of the variance estimator $\hat{\sigma}_r^2$ in (9) and its relevant results. In fact, we show its consistency to a “variety” of σ_r^2 , and justify the asymptotic equivalence between the two by stability.

Proposition A.1. *Distinguish the following three quantities:*

$$\begin{aligned}\tilde{\sigma}_r^2 &= \mathbb{E}\text{Var}[X_{1,r} - Q_{1,r} | \mathbf{X}^{(-v_1)}]; \\ \underline{\sigma}_r^2 &= \text{Var}(\mathbb{E}[X_{1,r} - Q_{1,r} | X_1]); \\ \sigma_r^2 &= \text{Var}(X_{1,r} - Q_{1,r}).\end{aligned}$$

Under the same assumptions as Theorem 3.1, the three quantities are asymptotically equivalent, i.e., $|\tilde{\sigma}_r^2 - \sigma_r^2| \rightarrow 0$ and $|\underline{\sigma}_r^2 - \sigma_r^2| \rightarrow 0$. Moreover, suppose that $\text{cov}(X_1)$ is positive definite so that the variance σ_r^2 is bounded away from 0 for all $n \in \mathbb{N}$. Then, these results further imply that $\tilde{\sigma}_r^2/\sigma_r^2 \rightarrow 1$ and $\underline{\sigma}_r^2/\sigma_r^2 \rightarrow 1$.

Remark A.2. The quantity σ_r^2 is the population variance of the statistic $X_{1,r} - Q_{1,r}$ which contains two critical components. One is the ‘center’ X_1 which plays a role in determining the difference, and the other is the exponential weightings, derived from the out-of-fold data, which helps determine how the weighted average $Q_{1,r}$ gets computed. Intuitively, one can imagine when n is sufficiently large, the dependence via exponential weightings would be weak enough so that the variance across X_i ’s has contributed to a large source of variance in σ_r^2 . This is essentially because the exponential weightings are computed from the out-of-fold mean which converges to a fixed vector. This intuition is justified by Proposition A.1. Indeed, we know $\sigma_r^2 = \tilde{\sigma}_r^2 + \delta$ with $\delta = \text{Var}(\mathbb{E}[X_{1,r} - Q_{1,r} | \mathbf{X}^{(-v_1)}])$. The quantity δ captures the variance contributed by $\mathbf{X}^{(-v_1)}$ and the proposition shows that δ is asymptotically negligible. A similar conclusion can be made when we condition on X_1 .

Now recall the definition of $\hat{\sigma}_r^2$:

$$\hat{\sigma}_r^2 = \frac{1}{n} \sum_{i=1}^n \left(X_{i,r} - Q_{i,r} - \frac{1}{n} \sum_{\ell=1}^n (X_{\ell,r} - Q_{\ell,r}) \right)^2.$$

This estimator has recently garnered attention for its role in exploring uncertainty quantification in cross-validation. Particularly, Bayle et al. (2020) has studied the consistency of its variant under different assumptions and notions of stability, such as mean-square stability and loss stability. The estimator is simply the sample variance of all the differences $X_{i,r} - Q_{i,r}$, which makes the definition intuitive on its own. However, we should emphasize the dependency among the differences in contrast to the classical sample variance of IID data. To clarify, their dependency are present not only within the differences centered on samples in the same fold, but also across all folds due to the overlap in out-of-fold data used for exponential weightings. As illustrated in Remark A.2, one can infer that the weak dependency

aims $\hat{\sigma}_r^2$ to behave similarly as the sample variance for IID data (both yield consistency) although its existence might make a proof non-trivial.

Theorem A.3 (Theorem 3.7). *Under the same assumptions as Theorem 3.1, we have that $|\hat{\sigma}_r^2 - \underline{\sigma}_r^2| \xrightarrow{P} 0$. In particular, this implies that $\hat{\sigma}_r^2/\sigma_r^2$ converges to 1 in probability.*

One may, in turn, consider the estimator:

$$\hat{\varphi}_r^2 = \frac{1}{V} \sum_{v=1}^V \frac{1}{(n/V) - 1} \sum_{i \in I_v} \left(X_{i,r} - Q_{i,r} - \frac{V}{n} \sum_{\ell \in I_v} (X_{\ell,r} - Q_{\ell,r}) \right)^2. \quad (24)$$

This estimator's variants have been studied in the literature concerning cross-validation (see Austern and Zhou (2024); Bayle et al. (2020); Kissel and Lei (2023)). It is simply a sample average of sample variances, where each sample variance is computed from the differences $X_{i,r} - Q_{i,r}$ centered on the samples within the same fold. Its definition is motivated by $\tilde{\sigma}_r^2$ in Proposition A.1. Nonetheless, we adapt the proof in Bayle et al. (2020) to show its consistency to $\underline{\sigma}_r^2$ with an eye to highlighting the asymptotic equivalence between the two population quantities $\tilde{\sigma}_r^2$ and $\underline{\sigma}_r^2$. As a side note, this estimator $\hat{\varphi}_r^2$ cannot be applied to the LOO setting as it would be exactly 0 otherwise.

Theorem A.4. *Under the same assumptions as Theorem 3.1, we have that $|\hat{\varphi}_r^2 - \underline{\sigma}_r^2| \xrightarrow{P} 0$. In particular, this implies that $\hat{\varphi}_r^2/\sigma_r^2$ converges to 1 in probability.*

A.1 Proof of Proposition A.1

Proof. **Prove** $|\tilde{\sigma}_r^2 - \sigma_r^2| \rightarrow 0$.

The difference between $\tilde{\sigma}_r^2$ and σ_r^2 is $\delta := \text{Var}(\mathbb{E}[X_{1,r} - Q_{1,r} | \mathbf{X}^{(-v_1)}])$. Let $i \notin I_{v_1}$ be arbitrary. We have

$$\begin{aligned} & \mathbb{E} \left(\mathbb{E}[X_{1,r} - Q_{1,r} | \mathbf{X}^{(-v_1)}] - \mathbb{E}[X_{1,r} - Q_{1,r}^i | \mathbf{X}^{(-v_1), i}] \right)^2 \\ &= \mathbb{E} \left(\mathbb{E}[X_{1,r} - Q_{1,r} - (X_{1,r} - Q_{1,r}^i) | \mathbf{X}^{(-v_1)}, X_i'] \right)^2 \\ &\leq \mathbb{E}(Q_{1,r} - Q_{1,r}^i)^2 \end{aligned}$$

by the Jensen's inequality. Modifying the stability result (81) (we only bound the difference $|Q_{i,r} - Q_{i,r}^\ell|$), one can conclude from the Efron-Stein inequality that $\delta = o(1)$.

Prove $|\underline{\sigma}_r^2 - \sigma_r^2| \rightarrow 0$.

The proof of this statement is essentially the same as the one above. The difference between $\underline{\sigma}_r^2$ and σ_r^2 is $\mathbb{E}\text{Var}(X_{1,r} - Q_{1,r} \mid X_1)$. By the (conditional) Efron-Stein inequality (Lemma 1 in Bayle et al. (2020)), one can

obtain

$$\begin{aligned}
|\mathcal{G}_r^2 - \sigma_r^2| &= |\mathbb{E}\text{Var}(X_{1,r} - Q_{1,r}|X_1)| \\
&\leq \mathbb{E} \left[\frac{1}{2} \sum_{j \notin I_{v_1}} \mathbb{E} \left[(Q_{1,r} - Q_{1,r}^j)^2 | X_1 \right] \right] \\
&= \frac{1}{2} \sum_{j \notin I_{v_1}} \mathbb{E} (Q_{1,r} - Q_{1,r}^j)^2 \\
&= o(1),
\end{aligned}$$

where one can achieve the last equality by modifying the stability result (81) (we only bound the difference $|Q_{i,r} - Q_{i,r}^\ell|$).

□

A.2 Proof of Theorem A.3/Theorem 3.7

Proof. For any $i \in [n]$, define $D_{i,r} = X_{i,r} - Q_{i,r}$ and $\bar{D}_r = \frac{1}{n} \sum_{i=1}^n D_{i,r}$. Under this notation, we can rewrite $\hat{\sigma}_r^2$ as follows:

$$\begin{aligned}
\hat{\sigma}_r^2 &= \frac{1}{n} \sum_{i=1}^n (D_{i,r} - \bar{D}_r)^2 \\
&= \frac{1}{2n} \sum_{i=1}^n (D_{i,r} - \bar{D}_r)^2 + \frac{1}{2n} \sum_{\ell=1}^n (D_{\ell,r} - \bar{D}_r)^2 \\
&= \frac{1}{2n} \sum_{i=1}^n (D_{i,r} - \bar{D}_r)^2 + \frac{1}{2n} \sum_{\ell=1}^n (D_{\ell,r} - \bar{D}_r)^2 \\
&\quad - \frac{1}{n^2} \sum_{i=1}^n (D_{i,r} - \bar{D}_r) \cdot \sum_{\ell=1}^n (D_{\ell,r} - \bar{D}_r) \\
&= \frac{1}{2n^2} \sum_{i,\ell=1}^n (D_{i,r} - D_{\ell,r})^2.
\end{aligned} \tag{25}$$

To prove the desired result, it suffices to show $\mathbb{E} |\hat{\sigma}_r^2 - \mathcal{G}_r^2| \rightarrow 0$ thanks to Proposition A.1.

Part 1: split the difference $|\hat{\sigma}_r^2 - \mathcal{G}_r^2|$ into three parts, and bound each separately.

We split the difference into three parts:

$$\mathbb{E} |\hat{\sigma}_r^2 - \mathcal{G}_r^2| \leq \mathbb{E} |\hat{\sigma}_r^2 - \hat{\sigma}_{r,1}^2| + \mathbb{E} |\hat{\sigma}_{r,1}^2 - \hat{\sigma}_{r,2}^2| + \mathbb{E} |\hat{\sigma}_{r,2}^2 - \mathcal{G}_r^2|. \tag{26}$$

The quantity $\hat{\sigma}_{r,1}^2$ is similar to the reformulated $\hat{\sigma}_r^2$:

$$\hat{\sigma}_{r,1}^2 = \frac{1}{2n^2} \sum_{i,\ell=1}^n \left(D_{i,r}^\ell - D_{\ell,r}^{(-v_i, \ell)} \right)^2, \tag{27}$$

where the variable $D_{i,r}^\ell = X_{i,r} - \sum_{s \neq r} \hat{w}_{r,s}^{(-v_i, \ell)} X_{i,s}$ in the summand is $D_{i,r}$ with X_ℓ replaced by an IID copy X'_ℓ if

$l \notin I_{v_i}$. Otherwise, if i, ℓ are within the same fold, the calculation of $D_{i,r}^\ell$ would not involve X_ℓ , and therefore $D_{i,r}^\ell$ is simply identical to $D_{i,r}$.

The second quantity $D_{\ell,r}^{(-v_i,\ell)}$ in the summand is defined by $D_{\ell,r}^{(-v_i,\ell)} = X_{\ell,r} - \sum_{s \neq r} \hat{w}_{r,s}^{(-v_i,\ell)} X_{\ell,s}$. We stress that its exponential weightings are computed from $\mathbf{X}^{(-v_i),\ell}$ rather than the out-of-fold data $\mathbf{X}^{(-v_\ell)}$, but both of them are independent of X_ℓ and are identically distributed. Here the sample perturbation for X_ℓ only occurs for exponential weightings, reflected in our choice of notation. In particular, if i, ℓ and within the same fold, we have $\mathbf{X}^{(-v_i),\ell} = \mathbf{X}^{(-v_i)}$ as $X_\ell \notin \mathbf{X}^{(-v_i)} = \mathbf{X}^{(-v_\ell)}$, and thereby $D_{\ell,r}^{(-v_i,\ell)} = D_{\ell,r}$. This construction is for the purpose of making $D_{i,r}^\ell$ and $D_{\ell,r}^{(-v_i,\ell)}$ share the same exponential weightings for every $(i, \ell) \in [n]^2$ so that given the shared exponential weightings, $D_{i,r}^\ell$ and $D_{\ell,r}^{(-v_i,\ell)}$ are identically distributed. In particular, this implies

$$\mathbb{E} \left[D_{i,r}^\ell \mid \mathbf{X}^{(-v_i),\ell} \right] = \mathbb{E} \left[D_{\ell,r}^{(-v_i,\ell)} \mid \mathbf{X}^{(-v_i),\ell} \right]. \quad (28)$$

The other quantity $\hat{\sigma}_{r,2}^2$ in (26) is

$$\hat{\sigma}_{r,2}^2 = \frac{1}{2n^2} \sum_{i,\ell=1}^n (\mathbb{E}[K_{i,r} \mid X_i] - \mathbb{E}[K_{\ell,r} \mid X_\ell])^2, \quad (29)$$

where $K_{i,r}$ is defined as in Lemma C.1 for all $i \in [n], r \in [p]$. By definition, $\mathbb{E}[K_{i,r}] = 0$. As the last note, the uniform boundedness of X_1 ensures that there exists $C > 0$ such that $\hat{\sigma}_{r,1}^2 < C$ and $\hat{\sigma}_{r,2}^2 < C$.

Part 2: bound $\mathbb{E} |\hat{\sigma}_r^2 - \hat{\sigma}_{r,1}^2|$.

It follows from simple algebra and the Cauchy-Schwartz inequality that

$$\begin{aligned} & \mathbb{E} |\sigma_r^2 - \hat{\sigma}_{r,1}^2| \\ &= \mathbb{E} \left| \frac{1}{2n^2} \sum_{i,\ell=1}^n \left(D_{i,r} - D_{\ell,r} - D_{i,r}^\ell + D_{\ell,r}^{(-v_i,\ell)} \right) \right. \\ & \quad \left. \times \left(D_{i,r} - D_{\ell,r} + D_{i,r}^\ell - D_{\ell,r}^{(-v_i,\ell)} \right) \right| \\ &= \mathbb{E} \left| \frac{1}{2n^2} \sum_{i,\ell=1}^n \left(D_{i,r} - D_{\ell,r} - D_{i,r}^\ell + D_{\ell,r}^{(-v_i,\ell)} \right)^2 \right. \\ & \quad \left. + \frac{1}{2n^2} \sum_{i,\ell=1}^n 2 \left(D_{i,r} - D_{\ell,r} - D_{i,r}^\ell + D_{\ell,r}^{(-v_i,\ell)} \right) \right. \\ & \quad \left. \times \left(D_{i,r}^\ell - D_{\ell,r}^{(-v_i,\ell)} \right) \right| \\ &\leq \mathbb{E} \mathfrak{D}_{r,1} + 2\hat{\sigma}_{r,1} \mathbb{E} \sqrt{\mathfrak{D}_{r,1}} \\ &\leq \mathbb{E} \mathfrak{D}_{r,1} + 2\sqrt{C} \cdot \sqrt{\mathbb{E} \mathfrak{D}_{r,1}}, \end{aligned} \quad (30)$$

where $\mathfrak{D}_{r,1} = \frac{1}{2n^2} \sum_{i,\ell=1}^n \left(D_{i,r} - D_{\ell,r} - D_{i,r}^\ell + D_{\ell,r}^{(-v_i,\ell)} \right)^2$. We can further bound $\mathbb{E}\mathfrak{D}_{r,1}$ by

$$\mathbb{E}\mathfrak{D}_{r,1} \leq \frac{1}{n^2} \sum_{i,\ell=1}^n \mathbb{E} \left(D_{i,r} - D_{i,r}^\ell \right)^2 + \frac{1}{n^2} \sum_{i,\ell=1}^n \mathbb{E} \left(D_{\ell,r}^{(-v_i,\ell)} - D_{\ell,r} \right)^2. \quad (31)$$

The first summation in (31) is

$$\frac{1}{n^2} \sum_{i,\ell=1}^n \mathbb{E} \left(D_{i,r} - D_{i,r}^\ell \right)^2 = \frac{1}{n^2} \sum_{i=1}^n \sum_{\ell \notin I_{v_i}} \mathbb{E} \left(Q_{i,r} - Q_{i,r}^\ell \right)^2 = o(n^{-1})$$

by modifying the stability result (81) (we only bound the difference $|Q_{i,r} - Q_{i,r}^\ell|$ this time). As for the second summation in (31), one can obtain

$$\begin{aligned} & \frac{1}{n^2} \sum_{i,\ell=1}^n \mathbb{E} \left(D_{\ell,r}^{(-v_i,\ell)} - D_{\ell,r} \right)^2 \\ & \stackrel{(I)}{=} \frac{1}{n^2} \sum_{i=1}^n \sum_{\ell \notin I_{v_i}} \mathbb{E} \left[\mathbb{E} \left[\left(D_{\ell,r}^{(-v_i,\ell)} - D_{\ell,r} \right)^2 \mid \mathbf{X}^{(-v_i),(-v_\ell)}, X_\ell \right] \right] \\ & \stackrel{(II)}{=} \frac{2}{n^2} \sum_{i=1}^n \sum_{\ell \notin I_{v_i}} \mathbb{E} \left[\text{Var} \left(D_{\ell,r} \mid \mathbf{X}^{(-v_i),(-v_\ell)}, X_\ell \right) \right] \\ & \stackrel{(III)}{\leq} \frac{1}{n^2} \sum_{i=1}^n \sum_{\ell \notin I_{v_i}} \sum_{j \in I_{v_i}} \mathbb{E} \left[\mathbb{E} \left[\left(D_{\ell,r} - D_{\ell,r}^j \right)^2 \mid \mathbf{X}^{(-v_i),(-v_\ell)}, X_\ell \right] \right] \\ & = \frac{1}{n^2} \sum_{i=1}^n \sum_{\ell \notin I_{v_i}} \sum_{j \in I_{v_i}} \mathbb{E} \left[\mathbb{E} \left[\left(Q_{\ell,r} - Q_{\ell,r}^j \right)^2 \mid \mathbf{X}^{(-v_i),(-v_\ell)}, X_\ell \right] \right] \\ & = \frac{1}{n^2} \sum_{i=1}^n \sum_{\ell \notin I_{v_i}} \sum_{j \in I_{v_i}} \mathbb{E} \left[\left(Q_{\ell,r} - Q_{\ell,r}^j \right)^2 \right] \\ & \stackrel{(IV)}{=} o(1). \end{aligned} \quad (32)$$

The step (I) follows from the definition of $D_{\ell,r}$. When $\ell \in I_{v_i}$, we know $v_i = v_\ell$. Because X_ℓ does not involve in the calculation of the exponential weightings in $D_{\ell,r}$, replacing it by X'_ℓ does not change the value. Namely, we simply have $D_{\ell,r}^{(-v_i),\ell} = D_{\ell,r}$ in this case.

For step (II), we used a simple identity $\mathbb{E}(X - X')^2 = 2 \text{Var}(X)$ with X, X' being IID variables. In our case, conditioning on the presented variables, $D_{\ell,r}^{(-v_i),\ell}$ is a function of $\mathbf{X}^{(v_\ell),\ell}$ (samples belonging to fold v_ℓ with X_ℓ perturbed) and $D_{\ell,r}$ is a function of $\mathbf{X}^{(v_i)}$. One can observe that they are conditionally independent and identically distributed.

The step (III) employs the (conditional) Efron-Stein's inequality (see Lemma 1 in Bayle et al. (2020)), where the variability only takes place in $X^{(v_i)}$ since we have conditioned on the other variables.

As for the last step (IV), it holds true again by modifying the stability result (81).

Overall, we have $\mathbb{E}\mathfrak{D}_{r,1} = o(1)$ and therefore $\mathbb{E}|\hat{\sigma}_r^2 - \hat{\sigma}_{r,1}^2| = o(1)$.

Part 3: Bound $\mathbb{E}|\hat{\sigma}_{r,1}^2 - \hat{\sigma}_{r,2}^2|$.

To analyze the second expectation in (26), we rewrite $\hat{\sigma}_{r,1}^2$ as

$$\begin{aligned}\hat{\sigma}_{r,1}^2 &= \frac{1}{2n^2} \sum_{i,\ell=1}^n \mathbb{E} \left(D_{i,r}^\ell - D_{\ell,r}^{(-v_i),\ell} \right)^2 \\ &= \frac{1}{2n^2} \sum_{i,\ell=1}^n \mathbb{E} \left(D_{i,r}^\ell - \mathbb{E} \left[D_{i,r}^\ell \mid \mathbf{X}^{(-v_i),\ell} \right] \right. \\ &\quad \left. - D_{\ell,r}^{(-v_i),\ell} + \mathbb{E} \left[D_{\ell,r}^{(-v_i),\ell} \mid \mathbf{X}^{(-v_i),\ell} \right] \right)^2 \\ &:= \frac{1}{2n^2} \sum_{i,\ell=1}^n \mathbb{E} \left(K_{i,r}^\ell - K_{\ell,r}^{(-v_i),\ell} \right)^2,\end{aligned}$$

where the second equality holds true as discussed in (28), and we define

$$K_{i,r}^\ell := D_{i,r}^\ell - \mathbb{E} \left[D_{i,r}^\ell \mid \mathbf{X}^{(-v_i),\ell} \right], \quad K_{\ell,r}^{(-v_i),\ell} := D_{\ell,r}^{(-v_i),\ell} - \mathbb{E} \left[D_{\ell,r}^{(-v_i),\ell} \mid \mathbf{X}^{(-v_i),\ell} \right].$$

Based on the definitions of $D_{i,r}^\ell$ and $D_{\ell,r}^{(-v_i),\ell}$, we know that $K_{i,r}^\ell = K_{i,r}$ and $K_{\ell,r}^{(-v_i),\ell} = K_{\ell,r}$ if i, ℓ are within the same fold.

Applying a similar argument as in **Part 2**, we have $\mathbb{E}|\hat{\sigma}_{r,1}^2 - \hat{\sigma}_{r,2}^2| \leq \mathbb{E}\mathfrak{D}_{r,2} + 2\sqrt{C \cdot \mathbb{E}\mathfrak{D}_{r,2}}$ with

$$\begin{aligned}\mathbb{E}\mathfrak{D}_{r,2} &= \frac{1}{2n^2} \sum_{i,\ell=1}^n \mathbb{E} \left(K_{i,r}^\ell - K_{\ell,r}^{(-v_i),\ell} - \mathbb{E} [K_{i,r} \mid X_i] + \mathbb{E} [K_{\ell,r} \mid X_\ell] \right)^2 \\ &\leq \frac{1}{n^2} \sum_{i,\ell=1}^n \mathbb{E} \left(K_{i,r}^\ell - \mathbb{E} [K_{i,r} \mid X_i] \right)^2 + \frac{1}{n^2} \sum_{i,\ell=1}^n \mathbb{E} \left(K_{\ell,r}^{(-v_i),\ell} - \mathbb{E} [K_{\ell,r} \mid X_\ell] \right)^2.\end{aligned}\tag{33}$$

By the conditional Efron-Stein inequality, the first summation in (33) can be bounded by

$$\begin{aligned}
& \frac{1}{n^2} \sum_{i,\ell=1}^n \mathbb{E} (K_{i,r}^\ell - \mathbb{E}[K_{i,r} | X_i])^2 \\
&= \frac{1}{n^2} \sum_{i,\ell=1}^n \mathbb{E} \left[\mathbb{E} \left[(K_{i,r}^\ell - \mathbb{E}[K_{i,r} | X_i])^2 \mid X_i \right] \right] \\
&= \frac{1}{n^2} \sum_{i,\ell=1}^n \mathbb{E} \left[\mathbb{E} \left[(K_{i,r}^\ell - \mathbb{E}[K_{i,r}^\ell | X_i])^2 \mid X_i \right] \right] \\
&= \frac{1}{n^2} \sum_{i,\ell=1}^n \mathbb{E} [\text{Var} (K_{i,r}^\ell | X_i)] \\
&\leq \frac{1}{2n^2} \sum_{i,\ell=1}^n \sum_{j \notin I_{v_i}} \mathbb{E} \left[\mathbb{E} \left[(\nabla_j K_{i,r}^\ell)^2 \mid X_i \right] \right] \\
&= \frac{1}{2n^2} \sum_{i,\ell=1}^n \sum_{j \notin I_{v_i}} \mathbb{E} \left[(\nabla_j K_{i,r}^\ell)^2 \right] \\
&= o(1),
\end{aligned} \tag{34}$$

where the last equality follows from Lemma C.1. Also, the second equality holds true because (1) when i, ℓ are within the same fold, we directly have $K_{i,r} = K_{i,r}^\ell$ and (2) when $\ell \notin I_{v_i}$, the variables $K_{i,r}$ and $K_{i,r}^\ell$ are identically distributed, conditioning on X_i .

Similarly, one can show that the second summation in (33) is $o(1)$, using that $\mathbb{E}[K_{\ell,r} | X_\ell] = \mathbb{E}[K_{\ell,r}^{(-v_i, \ell)} | X_\ell]$. Indeed, note that (1) when i, ℓ are within the same fold, we have $K_{\ell,r} = K_{\ell,r}^{(-v_i, \ell)}$; (2) when $\ell \notin I_{v_i}$, the variables $K_{\ell,r}$ and $K_{\ell,r}^{(-v_i, \ell)}$ are identically distributed, conditioning on X_ℓ . Overall, $\mathbb{E}\mathfrak{D}_{r,2} = o(1)$ and therefore $\mathbb{E}|\hat{\sigma}_{r,1}^2 - \hat{\sigma}_{r,2}^2| = o(1)$.

Part 4: bound $\mathbb{E}|\hat{\sigma}_{r,2}^2 - \varrho_r^2|$.

To prove the convergence of the third expectation (26), it suffices to show that $|\hat{\sigma}_{r,2}^2 - \varrho_r^2| \xrightarrow{P} 0$, given the boundedness of $\hat{\sigma}_{r,2}^2$ and ϱ_r^2 . Observe that

$$\begin{aligned}
\hat{\sigma}_{r,2}^2 &= \frac{1}{2n^2} \sum_{i,\ell=1}^n (\mathbb{E}[K_{i,r} | X_i] - \mathbb{E}[K_{\ell,r} | X_\ell])^2 \\
&= \frac{1}{2n^2} \sum_{i,\ell=1}^n \left(\mathbb{E}^2[K_{i,r} | X_i] + \mathbb{E}^2[K_{\ell,r} | X_\ell] \right. \\
&\quad \left. - 2\mathbb{E}[K_{i,r} | X_i] \mathbb{E}[K_{\ell,r} | X_\ell] \right) \\
&= \frac{1}{n} \sum_{i=1}^n \mathbb{E}^2[K_{i,r} | X_i] - \left(\frac{1}{n} \sum_{i=1}^n \mathbb{E}[K_{i,r} | X_i] \right)^2.
\end{aligned}$$

and that by the independence between X_1 and $\mathbf{X}^{(-v_1)}$,

$$\text{Var}(\mathbb{E}[K_{1,r} | X_1]) = \text{Var}(\mathbb{E}[D_{1,r} - \mathbb{E}[D_{1,r} | \mathbf{X}^{(-v_1)}] | X_1]) \quad (35)$$

$$= \text{Var}(\mathbb{E}[D_{1,r} | X_1] - \mathbb{E}[D_{1,r}]) \quad (36)$$

$$= \text{Var}(\mathbb{E}[D_{1,r} | X_1]) = \sigma_r^2. \quad (37)$$

By the uniform boundedness of X_1 , we know that $\mathbb{E}[K_{i,r} | X_i]$ is bounded for any $i \in [n]$, and therefore the sufficient condition for the weak law concerning its triangular array must be satisfied.

We have thus established $|\hat{\sigma}_r^2 - \sigma_r^2| \xrightarrow{P} 0$. Together with Proposition A.1, we know $|\hat{\sigma}_r^2 - \sigma_r^2| \xrightarrow{P} 0$. Because the entries of X_1 are uniformly bounded and assuming $\text{cov}(X_1)$ has strictly positive eigenvalues assures that σ_r^2 is bounded away from 0 for all $n \in \mathbb{N}$, it can be concluded that $\hat{\sigma}_r^2 / \sigma_r^2 \xrightarrow{P} 1$. □

A.3 Proof of Theorem A.4

Proof. To prove the desired result, it suffices to show $\mathbb{E}|\hat{\varphi}_r^2 - \sigma_r^2| \rightarrow 0$ with $\sigma_r^2 = \text{Var}(\mathbb{E}[X_{1,r} - Q_{1,r}|X_1])$ by Proposition A.1.

Part 1: split the difference $|\hat{\varphi}_r^2 - \sigma_r^2|$ into two parts, and bound each separately.

To prove the convergence, we consider the bound

$$\mathbb{E}|\hat{\varphi}_r^2 - \sigma_r^2| \leq \mathbb{E}|\hat{\varphi}_r^2 - \hat{\varphi}_{r,1}^2| + \mathbb{E}|\hat{\varphi}_{r,1}^2 - \sigma_r^2|, \quad (38)$$

where the estimator $\hat{\varphi}_{r,1}^2$ is defined by

$$\begin{aligned} \hat{\varphi}_{r,1}^2 &= \frac{1}{V} \sum_{v=1}^V \frac{1}{(V/n) - 1} \sum_{i \in I_v} \left(\mathbb{E}[K_{i,r} | X_i] - \frac{V}{n} \sum_{\ell \in I_v} \mathbb{E}[K_{\ell,r} | X_\ell] \right)^2 \\ &=: \frac{1}{V} \sum_{v=1}^V \frac{1}{(V/n) - 1} \sum_{i \in I_v} \left(\mathbb{E}[K_{i,r} | X_i] - \tilde{K}_r^{[v]} \right)^2, \end{aligned}$$

where the variable $K_{i,r}$ is defined as in Lemma C.1, and for any $v \in [V]$, the variable $\tilde{K}_r^{[v]}$ is defined by $\tilde{K}_r^{[v]} = \frac{V}{n} \sum_{\ell \in I_v} \mathbb{E}[K_{\ell,r} | X_\ell]$. The uniform boundedness of X_1 ensures that there exists $C > 0$ such that $\hat{\varphi}_{r,1}^2 < C$ and $\sigma_r^2 < C$.

Part 2: bound $\mathbb{E}|\hat{\varphi}_r^2 - \hat{\varphi}_{r,1}^2|$.

For any $v \in [V]$ and $i \in I_v$, define $D_{i,r} = X_{i,r} - \sum_{s \neq r} \hat{w}_{r,s}^{(-v)} X_{i,s}$ and $\bar{D}_r^{[v]} = \frac{V}{n} \sum_{\ell \in I_v} D_{\ell,r}$. To analyze the

first expectation in (38), we first rewrite the sample variance $\hat{\varphi}_r^2$ by

$$\begin{aligned}
\hat{\varphi}_r^2 &= \frac{1}{V} \sum_{v=1}^V \frac{1}{(n/V) - 1} \sum_{i \in I_v} \left(D_{i,r} - \bar{D}_{i,r}^{[v]} \right)^2 \\
&\stackrel{(I)}{=} \frac{1}{V} \sum_{v=1}^V \frac{1}{(n/V) - 1} \sum_{i \in I_v} \left(D_{i,r} - \mathbb{E} \left[D_{i,r} \mid \mathbf{X}^{(-v)} \right] \right. \\
&\quad \left. - \bar{D}_{i,r}^{[v]} + \frac{V}{n} \sum_{\ell \in I_v} \mathbb{E} \left[D_{\ell,r} \mid \mathbf{X}^{(-v)} \right] \right)^2 \\
&:= \frac{1}{V} \sum_{v=1}^V \frac{1}{(n/V) - 1} \sum_{i \in I_v} \left(K_{i,r} - \bar{K}_r^{[v]} \right)^2,
\end{aligned}$$

with the variable $\bar{K}_r^{[v]}$ defined by

$$\begin{aligned}
\bar{K}_r^{[v]} &= \bar{D}_{i,r}^{[v]} - \frac{V}{n} \sum_{\ell \in I_v} \mathbb{E} \left[D_{\ell,r} \mid \mathbf{X}^{(-v)} \right] \\
&= \frac{V}{n} \sum_{\ell \in I_v} \left(D_{\ell,r} - \mathbb{E} \left[D_{\ell,r} \mid \mathbf{X}^{(-v)} \right] \right) \\
&= \frac{V}{n} \sum_{\ell \in I_v} K_{\ell,r}
\end{aligned}$$

for any $v \in [V]$. The step (I) holds true because for any $\ell \in I_v$, we know that conditioning on $\mathbf{X}^{(-v)}$, $D_{\ell,r}$ and $D_{i,r}$ are IID random variables for all $i, \ell \in I_v$. This particularly implies that $\mathbb{E} \left[D_{\ell,r} \mid \mathbf{X}^{(-v)} \right] = \mathbb{E} \left[D_{i,r} \mid \mathbf{X}^{(-v)} \right]$ for all $i, \ell \in I_v$.

Following a similar argument as **Part 2** in the proof of Proposition A.3, one can obtain that $\mathbb{E} \left| \hat{\varphi}_r^2 - \hat{\varphi}_{r,1}^2 \right| \leq$

$\mathbb{E}\mathcal{D}_{r,1} + 2\sqrt{C \cdot \mathbb{E}\mathcal{D}_{r,1}}$ with

$$\begin{aligned}
\mathbb{E}\mathcal{D}_{r,1} &= \frac{1}{V} \sum_{v=1}^V \frac{1}{(n/V) - 1} \sum_{i \in I_v} \mathbb{E} \left(K_{i,r} - \bar{K}_r^{[v]} - \mathbb{E}[K_{i,r} \mid X_i] + \tilde{K}_r^{[v]} \right)^2 \\
&\lesssim \frac{1}{V} \sum_{v=1}^V \frac{1}{(n/V) - 1} \sum_{i \in I_v} \mathbb{E} (K_{i,r} - \mathbb{E}[K_{i,r} \mid X_i])^2 \\
&\quad + \frac{1}{V} \sum_{v=1}^V \frac{1}{(n/V) - 1} \sum_{i \in I_v} \mathbb{E} \left(\bar{K}_r^{[v]} - \tilde{K}_r^{[v]} \right)^2 \\
&= \frac{1}{V} \sum_{v=1}^V \frac{1}{(n/V) - 1} \sum_{i \in I_v} \mathbb{E} (K_{i,r} - \mathbb{E}[K_{i,r} \mid X_i])^2 \\
&\quad + \frac{1}{V} \sum_{v=1}^V \frac{(n/V)}{(n/V) - 1} \mathbb{E} \left(\bar{K}_r^{[v]} - \tilde{K}_r^{[v]} \right)^2 \\
&\leq \frac{1}{V} \sum_{v=1}^V \frac{1}{(n/V) - 1} \sum_{i \in I_v} \mathbb{E} (K_{i,r} - \mathbb{E}[K_{i,r} \mid X_i])^2 \\
&\quad + \frac{1}{V} \sum_{v=1}^V \frac{(n/V)}{(n/V) - 1} \left[\frac{V}{n} \sum_{\ell \in I_v} \mathbb{E} (K_{\ell,r} - \mathbb{E}[K_{\ell,r} \mid X_\ell])^2 \right],
\end{aligned}$$

where we employ the Jensen's inequality for the last step. From now on, we denote the fraction $(n/V)/[(n/V) - 1]$ by C_n to ease our notation. Remark that $C_n = O(1)$.

Using the conditional Efron-Stein inequality and Lemma C.1, we have

$$\begin{aligned}
&\mathbb{E} (K_{\ell,r} - \mathbb{E}[K_{\ell,r} \mid X_\ell])^2 \\
&= \mathbb{E} \left[\mathbb{E} \left[(K_{\ell,r} - \mathbb{E}[K_{\ell,r} \mid X_\ell])^2 \mid X_\ell \right] \right] \\
&= \mathbb{E} [\text{Var}(K_{\ell,r} \mid X_\ell)] \\
&\leq \frac{1}{2} \sum_{j \notin I_{v_\ell}} \mathbb{E} \left[\mathbb{E} \left[(\nabla_j K_{\ell,r})^2 \mid X_\ell \right] \right] \\
&= \frac{1}{2} \sum_{j \notin I_{v_\ell}} \mathbb{E} (\nabla_j K_{\ell,r})^2 \\
&= o(1),
\end{aligned}$$

which in turn gives $\mathbb{E}\mathcal{D}_{r,1} = o(1)$ and therefore $\mathbb{E} |\hat{\varphi}_r^2 - \hat{\varphi}_{r,1}^2| = o(1)$.

Part 3: show $\mathbb{E} |\hat{\varphi}_{r,1}^2 - \varphi_r^2| \leq \sqrt{\text{Var}(\hat{\varphi}_{r,1}^2)}$.

To prove the desired inequality, it reduces to justify $\mathbb{E}\hat{\varphi}_{r,1}^2 = \varphi_r^2$ according to the Jensen's inequality. We first

rewrite the estimator $\hat{\varphi}_{r,1}^2$ by

$$\begin{aligned}
\hat{\varphi}_{r,1}^2 &= \frac{1}{V} \sum_{v=1}^V \frac{1}{(n/V) - 1} \sum_{i \in I_v} \left(\mathbb{E}[K_{i,r} | X_i] - \tilde{K}_r^{[v]} \right)^2 \\
&= \frac{1}{V} \sum_{v=1}^V \frac{1}{(n/V) - 1} \sum_{i \in I_v} \left(\mathbb{E}^2[K_{i,r} | X_i] + \left\{ \tilde{K}_r^{[v]} \right\}^2 \right. \\
&\quad \left. - 2\tilde{K}_r^{[v]} \cdot \mathbb{E}[K_{i,r} | X_i] \right) \\
&= \frac{1}{V} \sum_{v=1}^V \frac{1}{(n/V) - 1} \sum_{i \in I_v} \mathbb{E}^2[K_{i,r} | X_i] - \frac{C_n}{V} \sum_{v=1}^V \left\{ \tilde{K}_r^{[v]} \right\}^2.
\end{aligned}$$

Expanding the second summation as

$$\begin{aligned}
&\frac{C_n V}{n^2} \sum_{v=1}^V \sum_{i \in I_v} \mathbb{E}^2[K_{i,r} | X_i] + \frac{C_n V}{n^2} \sum_{v=1}^V \sum_{i, \ell \in I_v, i \neq \ell} \mathbb{E}[K_{i,r} | X_i] \mathbb{E}[K_{\ell,r} | X_\ell] \\
&= \frac{C_n V}{n^2} \sum_{v=1}^V \sum_{i \in I_v} \mathbb{E}^2[K_{i,r} | X_i] + \frac{2C_n V}{n^2} \sum_{v=1}^V \sum_{i, \ell \in I_v, i < \ell} \mathbb{E}[K_{i,r} | X_i] \mathbb{E}[K_{\ell,r} | X_\ell],
\end{aligned}$$

we can achieve the expression

$$\begin{aligned}
\hat{\varphi}_{r,1}^2 &= \frac{C_n}{n} \left(1 - \frac{V}{n} \right) \sum_{v=1}^V \sum_{i \in I_v} \mathbb{E}^2[K_{i,r} | X_i] \\
&\quad - \frac{2C_n V}{n^2} \sum_{v=1}^V \sum_{i, \ell \in I_v, i < \ell} \mathbb{E}[K_{i,r} | X_i] \mathbb{E}[K_{\ell,r} | X_\ell].
\end{aligned} \tag{39}$$

The estimator $\hat{\varphi}_{r,1}^2$ therefore has the expectation

$$\begin{aligned}
\mathbb{E}\hat{\varphi}_{r,1}^2 &= \frac{C_n}{n} \left(1 - \frac{V}{n} \right) \sum_{v=1}^V \sum_{i \in I_v} \mathbb{E}[\mathbb{E}^2[K_{i,r} | X_i]] \\
&\quad - \frac{2C_n V}{n^2} \sum_{v=1}^V \sum_{i, \ell \in I_v, i < \ell} \mathbb{E}[\mathbb{E}[K_{i,r} | X_i] \mathbb{E}[K_{\ell,r} | X_\ell]] \\
&\stackrel{(I)}{=} \frac{C_n}{n} \left(1 - \frac{V}{n} \right) \sum_{v=1}^V \sum_{i \in I_v} \sigma_r^2 \\
&\quad - \frac{2C_n V}{n^2} \sum_{v=1}^V \sum_{i, \ell \in I_v, i < \ell} \mathbb{E}[\mathbb{E}[K_{i,r} | X_i] \mathbb{E}[K_{\ell,r} | X_\ell]] \\
&\stackrel{(II)}{=} \frac{C_n}{n} \left(1 - \frac{V}{n} \right) \sum_{v=1}^V \sum_{i \in I_v} \varrho_r^2 \\
&= \sigma_r^2.
\end{aligned} \tag{40}$$

For the step (I), we used the fact that

$$\begin{aligned}
& \mathbb{E} [\mathbb{E}^2 [K_{i,r} \mid X_i]] \\
&= \mathbb{E} [\mathbb{E}^2 [K_{1,r} \mid X_1]] \\
&= \text{Var} (\mathbb{E} [K_{1,r} \mid X_1]) + (\mathbb{E} [\mathbb{E} [K_{1,r} \mid X_1]])^2 \\
&= \text{Var} (\mathbb{E} [D_{1,r} \mid X_1]) + (\mathbb{E} [\mathbb{E} [K_{1,r} \mid X_1]])^2 \\
&= \mathcal{G}_r^2 + (\mathbb{E} [K_{1,r}])^2 \\
&= \mathcal{G}_r^2,
\end{aligned} \tag{41}$$

where the third equality holds true by (35).

The second step (II) holds true because for any $i, \ell \in [n]$ such that $i \neq \ell$, the variable $\mathbb{E} [K_{i,r} \mid X_i]$ is independent of the counterpart $\mathbb{E} [K_{\ell,r} \mid X_\ell]$ and we have

$$\mathbb{E} [\mathbb{E} [K_{i,r} \mid X_i]] = \mathbb{E} [K_{i,r}] = 0. \tag{42}$$

Part 4: bound $\sqrt{\text{Var}(\hat{\varphi}_{r,1}^2)}$.

Based on the expression (39), we have $\text{Var} (\hat{\varphi}_{r,1}^2) = \text{Var} (S_1) + \text{Var} (S_2) - 2\text{cov}(S_1, S_2)$ with

$$\begin{aligned}
S_1 &= \frac{C_n}{n} \left(1 - \frac{V}{n}\right) \sum_{v=1}^V \sum_{i \in I_v} \mathbb{E}^2 [K_{i,r} \mid X_i]; \\
S_2 &= \frac{2C_n V}{n^2} \sum_{v=1}^V \sum_{i, \ell \in I_v, i < \ell} \mathbb{E} [K_{i,r} \mid X_i] \mathbb{E} [K_{\ell,r} \mid X_\ell].
\end{aligned}$$

Because $\{X_i : i \in [n]\}$ is a set of independent random variables and $K_{i,r}$ is uniformly bounded by the uniform boundness of X_1 , the variance $\text{Var}(S_1)$ can be bounded by

$$\begin{aligned}
\text{Var}(S_1) &= \frac{C_n^2}{n^2} \left(1 - \frac{V}{n}\right)^2 \sum_{v=1}^V \sum_{i \in I_v} \text{Var} (\mathbb{E}^2 [K_{i,r} \mid X_i]) \\
&= \frac{C_n^2}{n^2} \left(1 - \frac{V}{n}\right)^2 \sum_{v=1}^V \sum_{i \in I_v} \{\mathbb{E} [\mathbb{E}^4 [K_{i,r} \mid X_i]] - \mathcal{G}_r^4\} \\
&\leq \frac{C_n^2}{n} \left(1 - \frac{V}{n}\right)^2 \tilde{M} + \frac{C_n^2}{n} \left(1 - \frac{V}{n}\right)^2 \mathcal{G}_r^4
\end{aligned}$$

for some $\tilde{M} > 0$, where the second equality holds true by the fact (41). Hence, $\text{Var}(S_1) = O(n^{-1})$.

We also have

$$\begin{aligned}
\text{Var}(S_2) &\stackrel{(I)}{=} \mathbb{E} \left(\frac{2C_n V}{n^2} \sum_{v=1}^V \sum_{i, \ell \in I_v, i < \ell} \mathbb{E}[K_{i,r} | X_i] \mathbb{E}[K_{\ell,r} | X_\ell] \right)^2 \\
&\stackrel{(II)}{=} \frac{4C_n^2 V^2}{n^4} \sum_{v=1}^V \sum_{i, \ell \in I_v, i < \ell} \mathbb{E}[\mathbb{E}^2[K_{i,r} | X_i]] \mathbb{E}[\mathbb{E}^2[K_{\ell,r} | X_\ell]] \\
&\stackrel{(III)}{=} \frac{2C_n^2 V^2}{n^4} \cdot V \cdot \frac{n}{V} \cdot \left(\frac{n}{V} - 1 \right) \cdot \mathcal{Q}_r^4 \\
&\stackrel{(IV)}{\leq} \frac{C_n^2 \mathcal{Q}_r^4}{2n} = O(n^{-1}).
\end{aligned}$$

In the step (I), we used the argument for the step (II) in (40) that essentially gives $\mathbb{E}S_2 = 0$, and the step (III) is ensured by (41). As for the above step (II), it holds because for any $v, w \in [V]$ and any quadruplet (i, ℓ, j, ι) such that $i, \ell \in I_v$ with $i < \ell$ and $j, \iota \in I_w$ with $j < \iota$, the expectation

$$\mathbb{E}[\mathbb{E}[K_{i,r} | X_i] \cdot \mathbb{E}[K_{\ell,r} | X_\ell] \cdot \mathbb{E}[K_{j,r} | X_j] \cdot \mathbb{E}[K_{\iota,r} | X_\iota]]$$

would be exactly zero, by employing (42), whenever $v \neq w$ (in the case, the four variables X_i, X_ℓ, X_j and X_ι are independent), or $v = w$ yet $(i, \ell) \neq (j, \iota)$ (in the case, at least one of X_i, X_ℓ, X_j and X_ι is independent of the others). The step (IV) takes advantage of the inequality $V(n - V) \leq n^2/4$.

Finally, let us examine $\text{cov}(S_1, S_2)$. Observe that for any $v, w \in [V]$ and any triplet (j, i, ℓ) such that $j \in I_v$ and $i, \ell \in I_w$ with $i < \ell$, we must have

$$\mathbb{E}[\mathbb{E}^2[K_{j,r} | X_j]] \cdot \mathbb{E}[\mathbb{E}[K_{i,r} | X_i] \cdot \mathbb{E}[K_{\ell,r} | X_\ell]] = 0.$$

Also, we have

$$\mathbb{E}[\mathbb{E}^2[K_{j,r} | X_j] \cdot \mathbb{E}[K_{i,r} | X_i] \cdot \mathbb{E}[K_{\ell,r} | X_\ell]] = 0.$$

Indeed, the expectation is, by independence, equal to either

$$\mathbb{E}[\mathbb{E}^2[K_{j,r} | X_j] \cdot \mathbb{E}[K_{i,r} | X_i]] \cdot \mathbb{E}[\mathbb{E}[K_{\ell,r} | X_\ell]]$$

or

$$\mathbb{E}[\mathbb{E}^2[K_{j,r} | X_j] \cdot \mathbb{E}[K_{\ell,r} | X_\ell]] \cdot \mathbb{E}[\mathbb{E}[K_{i,r} | X_i]],$$

(at most one of i or ℓ can be j when $v = w$) and each of them is zero by (42). Together with this observation, the

argument for the step (II) in (40) ensures $\text{cov}(S_1, S_2) = 0$.

We thus have shown $\sqrt{\text{Var}(\hat{\varphi}_{r,1}^2)} = O(n^{-1/2}) = o(1)$ and therefore $\mathbb{E}|\hat{\varphi}_{r,1}^2 - \sigma_r^2| = o(1)$. Together with Proposition A.1, we have $|\hat{\varphi}_r^2 - \sigma_r^2| \xrightarrow{P} 0$. Because the entries of X_1 are uniformly bounded and assuming $\text{cov}(X_1)$ has strictly positive eigenvalues assures that σ_r^2 is bounded away from 0 for all $n \in \mathbb{N}$, it can be concluded that $\hat{\varphi}_r^2/\sigma_r^2 \xrightarrow{P} 1$. \square

B Proof of Theorem 3.8

Proof. We will first show the statistic of interest converges in distribution to some random variable Y . Afterwards we will establish $Y \rightarrow \mathcal{N}(0, 1)$.

Part 1 Define

$$\begin{aligned} K &= \omega^{-1} \sum_{j=1}^n n^{-1/2} K_j = \omega^{-1} \sum_{j=1}^n n^{-1/2} \mathcal{K}(j, \mathbf{X}) \\ Y &= \omega^{-1} \sum_{j=1}^n n^{-1/2} Y_j \end{aligned} \tag{43}$$

where $Y_j = \tilde{\sigma}_j \xi_j$, $\tilde{\sigma}_j^2 = \mathbb{E}[K_j^2 \mid \mathbf{X}^{(-j)}]$, and $\xi_j \stackrel{IID}{\sim} \mathcal{N}(0, 1)$ is independent of everything else. Recall the variance $\omega^2 = \text{Var}(K_j)$ may implicitly depend on n but assumed to be greater than a constant for large enough n .

We will apply a version of the Portmanteau theorem to bound

$$|\mathbb{P}(K \leq x) - \mathbb{P}(Y \leq x)|. \tag{44}$$

Examining the proof of Lemma 2 in Chin (2022) (or Theorem 12 in Wasserman (2014)), we know for any $\epsilon > 0$, there exists a smooth indicator function $g = g_{\epsilon, x}$ that 1) is three times differentiable and 2) is bounded themselves and has bounded derivatives (note this bound is also dependent on ϵ) that satisfies

$$\begin{aligned} &|\mathbb{P}(K \leq x) - \mathbb{P}(Y \leq x)| \\ &\leq |\mathbb{E}g(K) - \mathbb{E}g(Y)| + \epsilon \end{aligned} \tag{45}$$

We are going to apply the Slepian's interpolation to bound $|\mathbb{E}g(K) - \mathbb{E}g(Y)|$. We will consider the following random variables as in the standard treatment:

$$\begin{aligned} Z(t) &= \sqrt{t}K + \sqrt{1-t}Y \text{ for } t \in [0, 1], \\ Z_j(t) &= \omega^{-1}n^{-1/2}(\sqrt{t}K_j + \sqrt{1-t}Y_j) \Rightarrow Z(t) = \sum_{j=1}^n Z_j(t). \end{aligned} \tag{46}$$

We also consider the following LOO version random variables:

$$\begin{aligned}
K^i &= \omega^{-1} \sum_{j \neq i}^n n^{-1/2} \mathcal{K}(j, \mathbf{X}^i) \text{ where } \mathbf{X}^i := (\mathbf{X} \setminus \{X_i\}) \cup \{X'_i\}, \\
K_j^i &= \omega^{-1} n^{-1/2} \mathcal{K}(j, \mathbf{X}^i) \Rightarrow K^i = \sum_{j \neq i} K_j^i, \\
Y^i &= \omega^{-1} \sum_{j \neq i} n^{-1/2} Y_j, \\
Z^i(t) &= \sqrt{t} K^i + \sqrt{1-t} Y^i \text{ for } t \in [0, 1].
\end{aligned} \tag{47}$$

As a remark, the quantity K^i is in fact constructed by replacing X_i with an IID copy X'_i . If we were to define K^i as $\omega^{-1} \sum_{j \neq i} n^{-1/2} K_j$, K^i would have been dependent on X_i through the second argument of the \mathcal{K} mapping. We need to consider the data set \mathbf{X}^i to completely eliminate X_i 's impact on the LOO version of K .

Now we proceed with our proof. Define $\Psi(t) = \mathbb{E}g(Z(t))$. Then, bounding $|\mathbb{E}g(K) - \mathbb{E}g(Y)|$ reduces to controlling $\int_0^1 \Psi'(t) dt$. Its integrand yields the decomposition

$$\begin{aligned}
\Psi'(t) &= \mathbb{E}g'(Z(t)) \sum_{i=1}^n Z'_i(t) = \sum_{i=1}^n \mathbb{E}Z'_i(t) [g'(Z^i(t)) + g'(Z(t)) - g'(Z^i(t))] \\
&\stackrel{(I)}{=} \sum_{i=1}^n \mathbb{E}[Z'_i(t)g'(Z^i(t))] + \sum_{i=1}^n \mathbb{E}[Z'_i(t)(Z(t) - Z^i(t))g''(Z^i(t))] \\
&\quad + \sum_{i=1}^n \mathbb{E}\left[Z'_i(t)(Z(t) - Z^i(t))^2 \int_0^1 (1-u)g'''(Z^i(t) + u\{Z(t) - Z^i(t)\}) du\right] \\
&=: \mathfrak{A} + \mathfrak{B} + \mathfrak{C}.
\end{aligned} \tag{48}$$

In step (I) we used the following Taylor expansion

$$\begin{aligned}
f(x) &= f(a) + (x-a)f'(a) + \int_a^x (x-t)f''(t)dt \\
&= f(a) + (x-a)f'(a) + (x-a)^2 \int_0^1 (1-u)f''(a + u(x-a))du.
\end{aligned} \tag{49}$$

In our case, $f = g'$, $x = Z(t)$ and $a = Z^i(t)$. We are going to bound the three terms \mathfrak{A} , \mathfrak{B} and \mathfrak{C} separately. We will use the following explicit form of $Z'_i(t)$ to verify several properties later:

$$Z'_i(t) = \frac{dZ_i(t)}{dt} = \frac{1}{2\omega\sqrt{n}} \left(\frac{K_i}{\sqrt{t}} - \frac{Y_i}{\sqrt{1-t}} \right). \tag{50}$$

By construction, $Z^i(t)$ is independent of X_i and ξ_i . We also have $\mathbb{E}[Z'_i(t) \mid \mathbf{X}^{(-i)}] = 0$. So

$$\begin{aligned}
\mathfrak{A} &= \mathbb{E}[Z'_i(t)g'(Z^i(t))] \\
&= \mathbb{E}[\mathbb{E}_{X_i, \xi_i}[Z'_i(t)g'(Z^i(t))]] \\
&\quad \text{the inner expectation is conditioned on everything except } X_i, \xi_i \\
&= \mathbb{E}[g'(Z^i(t))\mathbb{E}_{X_i, \xi_i}[Z'_i(t)]] \\
&= \mathbb{E}[g'(Z^i(t)) \cdot 0] = 0.
\end{aligned} \tag{51}$$

Now we bound \mathfrak{B} . In many simpler cases, $Z(t) - Z^i(t)$ is just $Z_i(t)$. Under our cross-validation case, we will have an extra term in $Z(t) - Z^i(t)$ —which is ultimately due to our different definition of K^i than the standard Slepian interpolation as discussed earlier. We denote the residual as $S^i(t)$:

$$S^i(t) := Z(t) - Z^i(t) - Z_i(t). \tag{52}$$

For the ease of notation, we will also need a quantity closely related to it:

$$S^i = \omega\sqrt{n}(K - K^i) - K_i = \sum_{j \neq i} \nabla_i K_j \implies S^i(t) = \sqrt{t}w^{-1}n^{-1/2}S^i. \tag{53}$$

The \mathfrak{B} term can be simplified as

$$\begin{aligned}
&\sum_{i=1}^n \mathbb{E}[Z'_i(t)(Z_i(t) + S^i(t))g''(Z^i(t))] \\
&\stackrel{(II)}{=} \sum_{i=1}^n \mathbb{E}[Z'_i(t)S^i(t)g''(Z^i(t))] \\
&= \frac{1}{2\omega^2 n} \sum_{i=1}^n \mathbb{E}\left[K_i S^i g''(Z^i(t)) - \frac{\sqrt{t}}{\sqrt{1-t}} Y_i S^i g''(Z^i(t))\right] \\
&\stackrel{(III)}{=} \frac{1}{2\omega^2 n} \sum_{i=1}^n \mathbb{E}[K_i S^i g''(Z^i(t))] \\
&\lesssim \omega^{-2} \|g''\|_\infty \sup_i \mathbb{E}|K_i S^i| \\
&\leq \omega^{-2} \|g''\|_\infty \sup_i \|K_i\|_2 \|S^i\|_2 \\
&= \omega^{-1} \|g''\|_\infty \sup_i \|S^i\|_2.
\end{aligned} \tag{54}$$

The details of step (II) are presented in Lemma B.2. In step (III), we used

$$\begin{aligned}
& \mathbb{E} [Y_i S^i g''(Z^i(t))] \\
&= \mathbb{E} [\mathbb{E}_{\xi_i} [Y_i S^i g''(Z^i(t))]] \\
&= \mathbb{E} [S^i g''(Z^i(t)) \mathbb{E}_{\xi_i} [Y_i]] = 0.
\end{aligned} \tag{55}$$

We also recall that ω^2 was assumed to be bounded away from zero and K_i takes value in a bounded interval, so the last line of (54) is essentially $\|S^i\|_2$.

As for \mathfrak{C} in (48), we consider the following. Because the third derivative of g is bounded, it suffices to derive an upper bound for $A_i := \mathbb{E} [Z'_i(t)(Z_i(t) + S^i(t))^2]$. Observe that

$$|A_i| \leq \mathbb{E} [|Z'_i(t)|(Z_i(t) + S^i(t))^2] \lesssim \mathbb{E} |Z'_i(t)| Z_i^2(t) + \mathbb{E} |Z'_i(t)| \{S^i(t)\}^2.$$

Under the boundedness of K_i , one can show that both $\sup_i \|K_i\|_3^3$ and $\sup_i \|Y_i\|_3^3$ are bounded. It follows that

$$\begin{aligned}
\mathbb{E} |Z'_i(t)| Z_i^2(t) &\leq \frac{1}{2\omega^3 n^{3/2}} \mathbb{E} \left[\left(\frac{|K_i|}{\sqrt{t}} + \frac{|Y_i|}{\sqrt{1-t}} \right) \cdot \left(\sqrt{t} K_i + \sqrt{1-t} Y_i \right)^2 \right] \\
&\lesssim \frac{1}{4n^{3/2}} \left(\frac{1}{\sqrt{t}} \vee \frac{1}{\sqrt{1-t}} \right) \cdot \mathbb{E} (|K_i| + |Y_i|) (|K_i| + |Y_i|)^2 \\
&\leq \frac{2}{n^{3/2}} \left(\frac{1}{\sqrt{t}} \vee \frac{1}{\sqrt{1-t}} \right) \cdot \mathbb{E} \left[\max \{ |K_i|^3, |Y_i|^3 \} \right] \\
&\leq \frac{2}{n^{3/2}} \left(\frac{1}{\sqrt{t}} \vee \frac{1}{\sqrt{1-t}} \right) \cdot \left(\sup_i \|K_i\|_3^3 + \sup_i \|Y_i\|_3^3 \right) \\
&\lesssim n^{-3/2}.
\end{aligned} \tag{56}$$

Similarly, we have

$$\begin{aligned}
\mathbb{E} |Z'_i(t)| \{S^i(t)\}^2 &\lesssim \frac{1}{\omega^3 n^{3/2}} \left(\frac{1}{\sqrt{t}} \vee \frac{1}{\sqrt{1-t}} \right) \cdot \left(\mathbb{E} |K_i| \{S^i\}^2 + \mathbb{E} |Y_i| \{S^i\}^2 \right) \\
&\lesssim \frac{1}{n^{3/2}} \left(\frac{1}{\sqrt{t}} \vee \frac{1}{\sqrt{1-t}} \right) \cdot \left(\mathbb{E} |K_i| \{S^i\}^2 + \mathbb{E} |Y_i| \{S^i\}^2 \right).
\end{aligned} \tag{57}$$

By the boundedness of K_i again, we have $\mathbb{E} |K_i| \{S^i\}^2 \lesssim \mathbb{E} \{S^i\}^2$ and $\mathbb{E} |Y_i| \{S^i\}^2 = \mathbb{E} |\xi_i| \cdot \mathbb{E} [\tilde{\sigma}_i \{S^i\}^2] \lesssim \mathbb{E} \{S^i\}^2$.

To establish the last inequality we also used that the first moment of a folded normal distribution is finite. Therefore, for \mathfrak{C} defined in (48) we have

$$\mathfrak{C} \lesssim \|g'''\|_\infty (n \cdot n^{-3/2} + n \cdot n^{-3/2} \sup_i \|S^i\|_2^2). \tag{58}$$

Overall, we have shown

$$\begin{aligned}
|\mathbb{P}(K \leq x) - \mathbb{P}(Y \leq x)| &\leq |\mathbb{E}g(K) - \mathbb{E}g(Y)| + \epsilon \\
&\leq C_\epsilon(\omega^{-1} \sup_i \|S^i\|_2 + n^{-1/2} + n^{-1/2} \sup_i \|S^i\|_2^2) + \epsilon,
\end{aligned} \tag{59}$$

where C_ϵ is a constant depending on ϵ . Note that an explicit bound of $\|S^i\|_2$ based on stability is given in Lemma B.3. Typically, the leading term in (59) is $\omega^{-1} \sup_i \|S^i\|_2$, which comes from the \mathfrak{B} term. We have the following bound

$$\begin{aligned}
&\omega^{-1} \sup_i \|S^i\|_2 \\
&\lesssim \left(\omega^{-2} \sum_{j \neq i} \|\nabla_i K_j\|_2^2 + \omega^{-2} \sum_{j \neq i \neq k} \|\nabla_k \nabla_i K_j\|_2 \|\nabla_j \nabla_i K_k\|_2 \right)^{1/2} \\
&\lesssim \left(\sum_{j \neq i} \|\nabla_i K_j\|_2^2 + \sum_{j \neq i \neq k} \|\nabla_k \nabla_i K_j\|_2 \|\nabla_j \nabla_i K_k\|_2 \right)^{1/2}
\end{aligned} \tag{60}$$

Part 2 Now we need to bound $|\mathbb{P}(Y \leq x) - \Phi(x)|$ for all $x \in \mathbb{R}$ where Φ is the cumulative distribution function of the standard normal distribution. Let W denote a standard normal random variable. We have

$$\begin{aligned}
&|\mathbb{P}(Y \leq x) - \mathbb{P}(W \leq x)| \\
&\stackrel{(I)}{=} |\mathbb{P}(\tau W \leq x) - \mathbb{P}(W \leq x)| \\
&\stackrel{(II)}{\leq} |\mathbb{E}[g(\tau W) - g(W)]| + \epsilon \\
&\leq \|g'\|_\infty \mathbb{E}|\tau W - W| + \epsilon.
\end{aligned} \tag{61}$$

The τ in step (I) is a random variable such that $\tau^2 = n^{-1}\omega^{-2} \sum_{i=1}^n \tilde{\sigma}_i^2$. In this step, we also used that $\tau^{-1}Y$ is standard normal. When conditioned on the data \mathbf{X} , $\tau^{-1}Y$ is standard normal, which implies $\tau^{-1}Y$ is standard normal marginally. The $g = g_\epsilon$ in step (II) is the smooth indicator function we used earlier. Now we analyze the $\mathbb{E}|\tau W - W|$ term:

$$\begin{aligned}
\mathbb{E}|\tau W - W| &\leq \|\tau - 1\|_2 \|W\|_2 \leq \|\tau^2 - 1\|_2 \\
&\leq \frac{1}{\omega^2 n} \sum_{i=1}^n \|\tilde{\sigma}_i^2 - \omega^2\|_2 \\
&= \frac{1}{\omega^2 n} \sum_{i=1}^n \sqrt{\text{Var}(\tilde{\sigma}_i^2)},
\end{aligned} \tag{62}$$

where the last step holds true because for any $i \in [n]$, we have $\mathbb{E}[\tilde{\sigma}_i^2] = \mathbb{E}[\mathbb{E}[K_i^2 | \mathbf{X}^{(-j)}]] = \omega^2$. Now we bound

$\text{Var}(\tilde{\sigma}_i^2)$ for all $i \in [n]$ by the Efron-Stein's inequality.

$$\begin{aligned}
\text{Var}(\tilde{\sigma}_i^2) &= \text{Var}(\mathbb{E}[K_i^2 \mid \mathbf{X}]) \\
&= \text{Var}(\mathbb{E}[\mathcal{K}^2(i, \mathbf{X}) \mid \mathbf{X}]) \\
&\leq \frac{1}{2} \sum_{j \neq i} \mathbb{E}(\mathbb{E}[\mathcal{K}^2(i, \mathbf{X}) \mid \mathbf{X}] - \mathbb{E}[\mathcal{K}^2(i, \mathbf{X}^j) \mid \mathbf{X}^j])^2 \\
&= \frac{1}{2} \sum_{j \neq i} \mathbb{E}(\mathbb{E}[\mathcal{K}^2(i, \mathbf{X}) - \mathcal{K}^2(i, \mathbf{X}^j) \mid \mathbf{X}, \mathbf{X}_j'])^2 \\
&\stackrel{(I)}{\leq} \frac{1}{2} \sum_{j \neq i} \mathbb{E}[\{\mathcal{K}^2(i, \mathbf{X}) - \mathcal{K}^2(i, \mathbf{X}^j)\}^2] \\
&= \frac{1}{2} \sum_{j \neq i} \mathbb{E}[(\mathcal{K}(i, \mathbf{X}) + \mathcal{K}(i, \mathbf{X}^j))^2 (\mathcal{K}(i, \mathbf{X}) - \mathcal{K}(i, \mathbf{X}^j))^2] \\
&\stackrel{(II)}{\lesssim} n \max_{j \neq i} \mathbb{E}[(\mathcal{K}(i, \mathbf{X}) - \mathcal{K}(i, \mathbf{X}^j))^2] = n \max_{j \neq i} \mathbb{E}(\nabla_j K_i)^2.
\end{aligned} \tag{63}$$

In step (I) we used the Jensen's inequality and in step (II) we applied the boundedness of \mathcal{K} -mapping. Therefore, we can conclude that

$$\begin{aligned}
&|\mathbb{P}(Y \leq x) - \mathbb{P}(W \leq x)| \\
&\leq \|g'\|_\infty \mathbb{E}|\tau W - W| + \epsilon \\
&\leq C_\epsilon \sqrt{n \max_{i \neq j \in [n]} \mathbb{E}(\nabla_j K_i)^2} + \epsilon.
\end{aligned} \tag{64}$$

Conclusion Combining Parts 1 and 2, we have: for any $x \in \mathbb{R}$ and any $\epsilon > 0$, there is a constant $C_\epsilon > 0$ that only depends on ϵ such that

$$|\mathbb{P}(K \leq x) - \Phi(x)| \leq C_\epsilon(n^{-1/2} + n^{1/2}\Delta_1 + n\Delta_2 + n^{1/2}\Delta_1^2 + n^{3/2}\Delta_2^2) + 2\epsilon, \tag{65}$$

where $\Delta_1 = \sqrt{\max_{i \neq j \in [n]} \mathbb{E}(\nabla_j K_i)^2}$ and $\Delta_2 = \sqrt{\max_{i \neq j \neq k \in [n]} \mathbb{E}(\nabla_k \nabla_i K_j)^2}$.

□

Remark B.1. As in the standard Slepian interpolation (e.g. Wasserman (2014)), matching the first and second moments of K_j and Y_j is what we actually needed (to cancel out certain terms in the proof). If we have chosen non-normal Y_j 's to achieve this, then in the Part 2 of this proof we need to engage with one extra central limit theorem to show Y is approaching normal, which induces unnecessary steps.

B.1 Technical Lemmas for Theorem 3.8

Lemma B.2. *Following the same notation as in (54), we have*

$$\mathbb{E} [Z'_i(t) Z_i(t) g''(Z^i(t))] = 0. \quad (66)$$

Proof. We use the definition of $Z_i(t)$ and $Z^i(t)$. A direct computation gives

$$\begin{aligned} \mathbb{E}_{X_i, \xi_i} [Z'_i(t) Z_i(t)] &= \frac{1}{2\omega^2 n} \mathbb{E}_{X_i, \xi_i} \left[K_i^2 - Y_i^2 + \left(\frac{\sqrt{1-t}}{\sqrt{t}} - \frac{\sqrt{t}}{\sqrt{1-t}} \right) K_i Y_i \right] \\ &= \frac{1}{2\omega^2 n} \left(\tilde{\sigma}_i^2 - \tilde{\sigma}_i^2 + \left(\frac{\sqrt{1-t}}{\sqrt{t}} - \frac{\sqrt{t}}{\sqrt{1-t}} \right) \mathbb{E}_{X_i, \xi_i} [K_i Y_i] \right) \\ &= \frac{1}{2\omega^2 n} \left(\frac{\sqrt{1-t}}{\sqrt{t}} - \frac{\sqrt{t}}{\sqrt{1-t}} \right) \mathbb{E}_{X_i, \xi_i} [K_i] \cdot \mathbb{E}_{X_i, \xi_i} [Y_i] = 0, \end{aligned} \quad (67)$$

where $\mathbb{E}_{X, \xi}[\cdot]$ means taking expectation conditioned on everything except X and ξ . This yields

$$\begin{aligned} &\mathbb{E} [Z'_i(t) Z_i(t) g''(Z^i(t))] \\ &= \mathbb{E} [\mathbb{E}_{X_i, \xi_i} [Z'_i(t) Z_i(t) g''(Z^i(t))]] \\ &= \mathbb{E} [g''(Z^i(t)) \mathbb{E}_{X_i, \xi_i} [Z'_i(t) Z_i(t)]] = 0. \end{aligned} \quad (68)$$

□

Lemma B.3. *Let S^i be the random variable defined in the proof of Theorem 3.8. Then,*

$$\|S^i\|_2^2 \leq \sum_{j \neq i} \|\nabla_i K_j\|_2^2 + \sum_{j \neq i \neq k} \|\nabla_k \nabla_i K_j\|_2 \|\nabla_j \nabla_i K_k\|_2. \quad (69)$$

Moreover, $\|S^i\|_2 = o(1)$ provided the K_i 's satisfying the stability conditions (13).

Proof. The quantity S^i was defined as

$$\begin{aligned} S^i &= \omega \sqrt{n} (K - K^i) - K_i \\ &= \sum_{j \neq i}^n (\mathcal{K}(j, \mathbf{X}) - \mathcal{K}(j, \mathbf{X}^i)) \\ &= \sum_{j \neq i}^n \nabla_i K_j. \end{aligned} \quad (70)$$

A direct calculation gives

$$\begin{aligned}\mathbb{E}\{S^i\}^2 &= \sum_{j,k \neq i} \mathbb{E} \nabla_i K_j \nabla_i K_k \\ &= \sum_{j \neq i} \mathbb{E} (\nabla_i K_j)^2 + \sum_{j \neq i \neq k} \mathbb{E} \nabla_i K_j \nabla_i K_k.\end{aligned}$$

The first summation is $o(1)$ because we assumed $\sup_j \|\nabla_i K_j\|_2 = o(n^{-1/2})$. The second summation would be $o(1)$ if we could show $|\mathbb{E} \nabla_i K_j \nabla_i K_k| = o(n^{-2})$. Applying Lemma B.4 twice, we obtain

$$\begin{aligned}|\mathbb{E} (\nabla_i K_j) (\nabla_i K_k)| &= |\mathbb{E} (\nabla_i K_j) (\nabla_j \nabla_i K_k)| = |\mathbb{E} (\nabla_k \nabla_i K_j) (\nabla_j \nabla_i K_k)| \\ &\leq \|\nabla_k \nabla_i K_j\|_2 \|\nabla_j \nabla_i K_k\|_2 = o(n^{-2})\end{aligned}$$

as desired. \square

Lemma B.4. *Let $i \neq j \neq k \in [n]$ be a triplet of distinct elements. Let f be a function of the data \mathbf{X} . Then we have*

$$\mathbb{E} (\nabla_i K_j) f = \mathbb{E} (\nabla_i K_j) (\nabla_j f) \quad (71)$$

and

$$\mathbb{E} (\nabla_k \nabla_i K_j) f = \mathbb{E} (\nabla_k \nabla_i K_j) (\nabla_j f). \quad (72)$$

Proof. For the first equality, it suffices to prove $\mathbb{E} (\nabla_i K_j) f(\mathbf{X}^j) = 0$. Indeed,

$$\begin{aligned}\mathbb{E} (\nabla_i K_j) f(\mathbf{X}^j) &= \mathbb{E} \left[\mathbb{E} \left(\nabla_i K_j \mid \mathbf{X}^{(-j)}, X'_j, X'_i \right) f(\mathbf{X}^j) \right] \\ &= \mathbb{E} \left[\mathbb{E} \left(\mathcal{K}(j, \mathbf{X}) - \mathcal{K}(j, \mathbf{X}^i) \mid \mathbf{X}^{(-j)}, X'_j, X'_i \right) f(\mathbf{X}^j) \right] \\ &= 0.\end{aligned} \quad (73)$$

By the same argument, we can conclude the second equation. \square

C Stability Properties of Exponential Weighting

In this section, we present some stability properties for the proposed exponential weighting scheme. They will be eventually employed to derive the central limit theorem of the test statistic T_r in Algorithm 1. We first recall the notations in the main text. For any $i \in [n]$, X'_i is an IID copy of X_i and \mathbf{X}^i is the sample obtained by replacing/perturbing the i -th sample X_i with X'_i . Also, we define an operator ∇_i such that $\nabla_i f(\mathbf{X}) = f(\mathbf{X}) - f(\mathbf{X}^i)$ for any function f

with respect to the sample \mathbf{X} .

Lemma C.1 (First Order Stability). *Let $r \in [p]$ be the dimension of interest and let $j \in [n]$ and $i \notin I_{v_j}$ be two sample indices. Define*

$$K_{j,r} = \mathcal{K}_r(j, \mathbf{X}) := X_{j,r} - Q_{j,r} - \mathbb{E} \left[X_{j,r} - Q_{j,r} | \mathbf{X}^{(-v_j)} \right]. \quad (74)$$

If the dimensions of $X_1 - \mu$ are uniformly bounded by a constant $M > 0$ almost surely, then we have

$$\max_{i,j,r} \|\nabla_i K_{j,r}\|_2 \leq C \lambda M^2 n^{-1} \quad (75)$$

for $n \geq 8\lambda M$ and a universal constant $C > 0$. Specifically, when $\lambda = o(\sqrt{n})$, $\max_{i,j,r} \|\nabla_i K_{j,r}\|_2 = o(n^{-1/2})$.

Proof. According to the definition of $\nabla_i K_{j,r}$, one has

$$\begin{aligned} & \mathbb{E}(\nabla_i K_{j,r})^2 \\ &= \mathbb{E}(\mathcal{K}_r(j, \mathbf{X}) - \mathcal{K}_r(j, \mathbf{X}))^2 \\ &= \mathbb{E} \left(X_{j,r} - Q_{j,r} - \mathbb{E}[X_{j,r} - Q_{j,r} | \mathbf{X}^{(-v)}] - (X_{j,r} - Q_{j,r}^i - \mathbb{E}[X_{j,r} - Q_{j,r}^i | \mathbf{X}^{(-v),i}]) \right)^2 \\ &= \mathbb{E} \left(Q_{j,r}^i - \mathbb{E} \left[Q_{j,r}^i | \mathbf{X}^{(-v),i} \right] - Q_{j,r} + \mathbb{E} \left[Q_{j,r} | \mathbf{X}^{(-v)} \right] \right)^2. \end{aligned} \quad (76)$$

The quantity $Q_{j,r}^i$ represents the weighted competitor $Q_{j,r}$ but whose weights are computed with $\hat{\mu}^{(-v),i}$, i.e., the out-of-fold mean with X_i replaced by an IID copy X'_i . To simplify notation, we omit the superscript $(-v)$ for every exponential weighting $\hat{w}_{r,s}^{(-v)}$ and sample mean $\hat{\mu}^{(-v)}$ in the following.

To derive an upper bound for $\mathbb{E}\{Q_{j,r}^i - \mathbb{E}[Q_{j,r}^i | \mathbf{X}^{(-v),i}] - (Q_{j,r} - \mathbb{E}[Q_{j,r} | \mathbf{X}^{(-v)}])\}^2$, we observe that

$$\begin{aligned} & \left| Q_{j,r}^i - \mathbb{E} \left[Q_{j,r}^i | \mathbf{X}^{(-v),i} \right] - Q_{j,r} + \mathbb{E} \left[Q_{j,r} | \mathbf{X}^{(-v)} \right] \right| \\ &= \left| \sum_{s \neq r} (\hat{w}_{r,s}^i - \hat{w}_{r,s}) (X_{j,s} - \mu_s) \right| \leq \sum_{s \neq r} \left| \frac{\hat{w}_{r,s}^i}{\hat{w}_{r,s}} - 1 \right| \cdot w_{r,s} \cdot |X_{j,s} - \mu_s|. \end{aligned} \quad (77)$$

In particular, we investigate the absolute difference between the ratio $\hat{w}_{r,s}^i / \hat{w}_{r,s}$ and 1. Define $\tilde{n} = n(1 - 1/V)$. For

any $s \neq r$, we have

$$\begin{aligned}
\hat{w}_{r,s}^i / \hat{w}_{r,s} &= \frac{\exp(-\lambda \hat{\mu}_s^i)}{\sum_{t \neq r} \exp(-\lambda \hat{\mu}_t^i)} \cdot \frac{\sum_{t \neq r} \exp(-\lambda \hat{\mu}_t)}{\exp(-\lambda \hat{\mu}_s)} \\
&= \exp(-\lambda \tilde{n}^{-1} (X'_{i,s} - X_{i,s})) \frac{\sum_{t \neq r} \exp(-\lambda \hat{\mu}_t)}{\sum_{t \neq r} \exp(-\lambda \hat{\mu}_t^i)} \\
&= \exp(-\lambda \tilde{n}^{-1} (X'_{i,s} - X_{i,s})) \frac{\sum_{t \neq r} \exp(-\lambda \hat{\mu}_t^i) \exp(-\lambda \tilde{n}^{-1} (X_{i,t} - X'_{i,t}))}{\sum_{t \neq r} \exp(-\lambda \hat{\mu}_t^i)} \\
&\leq \exp \left(2\lambda \tilde{n}^{-1} \max_{t \in [p]} |X'_{i,t} - X_{i,t}| \right) \leq \exp(4\lambda \tilde{n}^{-1} M).
\end{aligned} \tag{78}$$

Then, the mean value theorem gives

$$\hat{w}_{r,s}^i / \hat{w}_{r,s} - 1 \leq 4\lambda \tilde{n}^{-1} M \exp(\xi) \tag{79}$$

for some universal $\xi \in (0, 4\lambda \tilde{n}^{-1} M)$. Provided that $4\lambda \tilde{n}^{-1} M \leq 1$, we further have

$$\hat{w}_{r,s}^i / \hat{w}_{r,s} - 1 \leq 4e\lambda \tilde{n}^{-1} M.$$

Similarly, one can obtain $\hat{w}_{r,s}^i / \hat{w}_{r,s} - 1 \geq -4\lambda \tilde{n}^{-1} M$.

It follows that

$$|\hat{w}_{r,s}^i / \hat{w}_{r,s} - 1| \leq 4e\lambda \tilde{n}^{-1} M \tag{80}$$

and

$$\begin{aligned}
&\left| Q_{j,r}^i - \mathbb{E} \left[Q_{j,r}^i \mid \mathbf{X}^{(-v),i} \right] - Q_{j,r} + \mathbb{E} \left[Q_{j,r} \mid \mathbf{X}^{(-v)} \right] \right| \\
&\leq 4e\lambda \tilde{n}^{-1} M \sum_{s \neq r} \hat{w}_{r,s} |X_{j,s} - \mu_s| \leq 4e\lambda \tilde{n}^{-1} M^2.
\end{aligned} \tag{81}$$

We conclude $\mathbb{E}(\nabla_i K_{j,r})^2 \leq 16e^2 \lambda^2 \tilde{n}^{-2} M^4$. Since the bound does not depend on i, j or r , we have the uniform bound in (75). \square

Lemma C.2 (Second Order Stability). *Let $r \in [p]$ be the dimension of interest, and let $j \in [n]$ and $i, k \notin I_{v_j}$ be some sample indices. Define*

$$K_{j,r} = \mathcal{K}_r(j, \mathbf{X}) := X_{j,r} - Q_{j,r} - \mathbb{E} \left[X_{j,r} - Q_{j,r} \mid \mathbf{X}^{(-v_j)} \right]. \tag{82}$$

If the dimensions of $X_1 - \mu$ are uniformly bounded by a constant $M > 0$ almost surely, then we have

$$\max_{i,j,k,r} \|\nabla_i \nabla_k K_{j,r}\|_2 \leq C \lambda^2 M^3 n^{-2}, \tag{83}$$

for large enough n and a universal constant C . When $\lambda = o(\sqrt{n})$, we have $\max_{i,j,k,r} \|\nabla_i \nabla_k K_{j,r}\|_2 = o(n^{-1})$.

Proof. To simplify notation, we omit the superscript $(-v)$ for every exponential weighting \hat{w} and sample mean $\hat{\mu}$. We also take $r = 1$ and define $\tilde{n} = n(1 - 1/V)$. The bounds that we will establish are uniform over i, j, k, r .

By the definition of $\nabla_i \nabla_k K_{j,1}$ with $i, k \notin I_{v_j}$, one has

$$\begin{aligned}
& \mathbb{E}(\nabla_i \nabla_k K_{j,1})^2 \\
&= \mathbb{E} \left(\nabla_i [\mathcal{K}_1(X_j, \mathbf{X}^{(-v)}) - \mathcal{K}_1(X_j, \mathbf{X}^{(-v),k})] \right)^2 \\
&= \mathbb{E} \left(\mathcal{K}_1(X_j, \mathbf{X}^{(-v)}) - \mathcal{K}_1(X_j, \mathbf{X}^{(-v),k}) - \mathcal{K}_1(X_j, \mathbf{X}^{(-v),i}) + \mathcal{K}_1(X_j, \mathbf{X}^{(-v),ik}) \right)^2 \\
&= \mathbb{E} \left(Q_{j,1}^k - \mathbb{E} [Q_{j,1}^k \mid \mathbf{X}^{(-v),k}] - Q_{j,1} + \mathbb{E} [Q_{j,1} \mid \mathbf{X}^{(-v)}] \right. \\
&\quad \left. + Q_{j,1}^i - \mathbb{E} [Q_{j,1}^i \mid \mathbf{X}^{(-v),i}] - Q_{j,1}^{ik} + \mathbb{E} [Q_{j,1}^{ik} \mid \mathbf{X}^{(-v),ik}] \right)^2 \\
&= \mathbb{E} \left(\sum_{s=2}^p (\hat{w}_{1,s}^k - \hat{w}_{1,s} + \hat{w}_{1,s}^i - \hat{w}_{1,s}^{ik})(X_{j,s} - \mu_s) \right)^2
\end{aligned} \tag{84}$$

where the last step follows from the Jensen's inequality. The quantity $Q_{j,r}^i$ ($Q_{j,r}^{ik}$) represents the weighted competitor $Q_{j,r}$ whose weights are computed with $\hat{\mu}^{(-v),i}$ ($\hat{\mu}^{(-v),ik}$), i.e., the out-of-fold mean with X_i replaced by X'_i (with X_i, X_k replaced by X'_i, X'_k).

Observe that

$$\begin{aligned}
& \left| \sum_{s=2}^p (\hat{w}_{1,s}^k - \hat{w}_{1,s} + \hat{w}_{1,s}^i - \hat{w}_{1,s}^{ik})(X_{j,s} - \mu_s) \right| \\
&\leq \sum_{s=2}^p |\hat{w}_{1,s} - \hat{w}_{1,s}^k - \hat{w}_{1,s}^i + \hat{w}_{1,s}^{ik}| \cdot |X_{j,s} - \mu_s| \\
&= \sum_{s=2}^p \left| \left(\hat{w}_{1,s} \left(1 - \frac{\hat{w}_{1,s}^k}{\hat{w}_{1,s}} \right) - \hat{w}_{1,s}^i \left(1 - \frac{\hat{w}_{1,s}^k}{\hat{w}_{1,s}} \right) + \hat{w}_{1,s}^i \left(1 - \frac{\hat{w}_{1,s}^k}{\hat{w}_{1,s}} \right) - \hat{w}_{1,s}^i \left(1 - \frac{\hat{w}_{1,s}^{ik}}{\hat{w}_{1,s}} \right) \right) \right| \cdot |X_{j,s} - \mu_s| \tag{85} \\
&= \sum_{s=2}^p \left| \left(\hat{w}_{1,s} - \hat{w}_{1,s}^i \right) \left(1 - \frac{\hat{w}_{1,s}^k}{\hat{w}_{1,s}} \right) + \hat{w}_{1,s}^i \left(\frac{\hat{w}_{1,s}^{ik}}{\hat{w}_{1,s}} - \frac{\hat{w}_{1,s}^k}{\hat{w}_{1,s}} \right) \right| \cdot |X_{j,s} - \mu_s| \\
&\leq \sum_{s=2}^p \hat{w}_{1,s} \left| \left(1 - \frac{\hat{w}_{1,s}^i}{\hat{w}_{1,s}} \right) \left(1 - \frac{\hat{w}_{1,s}^k}{\hat{w}_{1,s}} \right) \right| \cdot |X_{j,s} - \mu_s| + \sum_{s=2}^p \hat{w}_{1,s}^i \left| \left(\frac{\hat{w}_{1,s}^{ik}}{\hat{w}_{1,s}} - \frac{\hat{w}_{1,s}^k}{\hat{w}_{1,s}} \right) \right| \cdot |X_{j,s} - \mu_s|
\end{aligned}$$

One can follow the arguments in (80) and (81) to bound the first summation in (85), up to a universal constant, by $\lambda^2 \tilde{n}^{-2} M^3$.

As for the second summation in (85), we investigate the absolute difference $|\hat{w}_{1,s}^{ik}/\hat{w}_{1,s}^i - \hat{w}_{1,s}^k/\hat{w}_{1,s}|$ for each $s \in \{2, \dots, p\}$. Because

$$\frac{\exp(-\lambda \hat{\mu}_s^{ik})}{\exp(-\lambda \hat{\mu}_s^i)} = \frac{\exp(-\lambda \hat{\mu}_s^k)}{\exp(-\lambda \hat{\mu}_s)} = \exp(-\lambda \tilde{n}^{-1} (X'_{k,s} - X_{k,s})),$$

we have

$$\begin{aligned} \left| \frac{\hat{w}_{1,s}^{ik}}{\hat{w}_{1,s}^i} - \frac{\hat{w}_{1,s}^k}{\hat{w}_{1,s}} \right| &= \exp(-\lambda \tilde{n}^{-1} (X'_{k,s} - X_{k,s})) \left| \left(\frac{\Xi^i}{\Xi^{ik}} - \frac{\Xi}{\Xi^k} \right) \right| \\ &= \exp(-\lambda \tilde{n}^{-1} (X'_{k,s} - X_{k,s})) \left| \frac{\Xi}{\Xi^k} \left(\frac{\Xi^i \Xi^k}{\Xi^{ik} \Xi} - 1 \right) \right|, \end{aligned} \quad (86)$$

where Ξ denotes the corresponding normalization constant for exponential weights $\{\hat{w}_{1,s}, s \in \{2, \dots, p\}\}$. Similarly, Ξ^i , Ξ^k and Ξ^{ik} are for the one/two-sample perturbed weights, indicated by their respective superscripts. A direct calculation gives

$$\begin{aligned} \frac{\Xi^i \Xi^k}{\Xi^{ik} \Xi} &= \frac{\{\sum_{t=2}^p \exp(-\lambda \hat{\mu}_t^i)\} \{\sum_{t'=2}^p \exp(-\lambda \hat{\mu}_{t'}^k)\}}{\{\sum_{t=2}^p \exp(-\lambda \hat{\mu}_t^{ik})\} \{\sum_{t'=2}^p \exp(-\lambda \hat{\mu}_{t'})\}} \\ &= \frac{\sum_{t=2}^p \exp(-\lambda(\hat{\mu}_t^i + \hat{\mu}_t^k)) + \sum_{2 \leq t < t'} \{\exp(-\lambda(\hat{\mu}_t^i + \hat{\mu}_{t'}^k)) + \exp(-\lambda(\hat{\mu}_{t'}^i + \hat{\mu}_t^k))\}}{\sum_{t=2}^p \exp(-\lambda(\hat{\mu}_t^{ik} + \hat{\mu}_t)) + \sum_{2 \leq t < t'} \{\exp(-\lambda(\hat{\mu}_t^{ik} + \hat{\mu}_{t'})) + \exp(-\lambda(\hat{\mu}_{t'}^{ik} + \hat{\mu}_t))\}}. \end{aligned}$$

To ease the notation, we write

$$\begin{aligned} E_{t,t}^{i,k} &= \exp(-\lambda(\hat{\mu}_t^i + \hat{\mu}_t^k)), \quad E_{t,t'}^{i,k} = \exp(-\lambda(\hat{\mu}_t^i + \hat{\mu}_{t'}^k)), \quad E_{t',t}^{i,k} = \exp(-\lambda(\hat{\mu}_{t'}^i + \hat{\mu}_t^k)), \\ E_{t,t}^{ik,\emptyset} &= \exp(-\lambda(\hat{\mu}_t^{ik} + \hat{\mu}_t)), \quad E_{t,t'}^{ik,\emptyset} = \exp(-\lambda(\hat{\mu}_t^{ik} + \hat{\mu}_{t'})), \quad E_{t',t}^{ik,\emptyset} = \exp(-\lambda(\hat{\mu}_{t'}^{ik} + \hat{\mu}_t)). \end{aligned}$$

As $E_{t,t}^{i,k} = E_{t,t}^{ik,\emptyset}$, we obtain that

$$\begin{aligned} \frac{\Xi^i \Xi^k}{\Xi^{ik} \Xi} - 1 &= \frac{\sum_{t=2}^p E_{t,t}^{i,k} + \sum_{2 \leq t < t'} (E_{t,t'}^{i,k} + E_{t',t}^{i,k})}{\sum_{t=2}^p E_{t,t}^{ik,\emptyset} + \sum_{2 \leq t < t'} (E_{t,t'}^{ik,\emptyset} + E_{t',t}^{ik,\emptyset})} - 1 \\ &= \frac{\sum_{t=2}^p E_{t,t}^{ik,\emptyset} (E_{t,t}^{i,k} + E_{t,t}^{i,k}) (E_{t,t}^{ik,\emptyset} + E_{t,t}^{ik,\emptyset})^{-1}}{\sum_{t=2}^p E_{t,t}^{ik,\emptyset} + \sum_{2 \leq t < t'} (E_{t,t'}^{ik,\emptyset} + E_{t',t}^{ik,\emptyset})} \\ &\quad + \frac{\sum_{2 \leq t < t'} (E_{t,t'}^{ik,\emptyset} + E_{t',t}^{ik,\emptyset}) (E_{t,t'}^{i,k} + E_{t',t}^{i,k}) (E_{t,t'}^{ik,\emptyset} + E_{t',t}^{ik,\emptyset})^{-1}}{\sum_{t=2}^p E_{t,t}^{ik,\emptyset} + \sum_{2 \leq t < t'} (E_{t,t'}^{ik,\emptyset} + E_{t',t}^{ik,\emptyset})} - 1 \\ &\leq \sup_{2 \leq t \leq t' \leq p} (E_{t,t'}^{i,k} + E_{t',t}^{i,k}) (E_{t,t'}^{ik,\emptyset} + E_{t',t}^{ik,\emptyset})^{-1} - 1 \\ &= \sup_{2 \leq t \leq t' \leq p} \frac{E_{t,t'}^{i,k} + E_{t',t}^{i,k} - E_{t,t'}^{ik,\emptyset} - E_{t',t}^{ik,\emptyset}}{E_{t,t'}^{ik,\emptyset} + E_{t',t}^{ik,\emptyset}}, \end{aligned} \quad (87)$$

and that $\frac{\Xi^i \Xi^k}{\Xi^{ik} \Xi} - 1 \geq \inf_{2 \leq t \leq t' \leq p} (E_{t,t'}^{i,k} + E_{t',t}^{i,k} - E_{t,t'}^{ik,\emptyset} - E_{t',t}^{ik,\emptyset}) / (E_{t,t'}^{ik,\emptyset} + E_{t',t}^{ik,\emptyset})$ analogously.

Let $t, t' \in [p]$ be arbitrary. By the mean value theorem,

$$\begin{aligned} E_{t,t'}^{i,k} - E_{t,t'}^{ik,\emptyset} &= \exp(-\lambda(\hat{\mu}_t^i + \hat{\mu}_{t'}^k)) - \exp(-\lambda(\hat{\mu}_t^{ik} + \hat{\mu}_{t'})) \\ &= \exp(\xi_1)\lambda(\hat{\mu}_t^{ik} + \hat{\mu}_{t'} - \hat{\mu}_t^i - \hat{\mu}_{t'}^k) \end{aligned}$$

for some variable ξ_1 between $-\lambda(\hat{\mu}_t^i + \hat{\mu}_{t'}^k)$ and $-\lambda(\hat{\mu}_t^{ik} + \hat{\mu}_{t'})$. Similarly,

$$E_{t',t}^{i,k} - E_{t',t}^{ik,\emptyset} = \exp(\xi_2)\lambda(\hat{\mu}_{t'}^{ik} + \hat{\mu}_t - \hat{\mu}_{t'}^i - \hat{\mu}_t^k)$$

for some variable ξ_2 between $-\lambda(\hat{\mu}_{t'}^i + \hat{\mu}_t^k)$ and $-\lambda(\hat{\mu}_{t'}^{ik} + \hat{\mu}_t)$.

Using this fact, we can achieve

$$\begin{aligned} E_{t,t'}^{i,k} + E_{t',t}^{i,k} - E_{t,t'}^{ik,\emptyset} - E_{t',t}^{ik,\emptyset} &= \exp(\xi_1)\lambda(\hat{\mu}_t^{ik} + \hat{\mu}_{t'} - \hat{\mu}_t^i - \hat{\mu}_{t'}^k) + \exp(\xi_2)\lambda(\hat{\mu}_{t'}^{ik} + \hat{\mu}_t - \hat{\mu}_{t'}^i - \hat{\mu}_t^k) \\ &= \exp(\xi_1)\lambda(\hat{\mu}_t^{ik} + \hat{\mu}_{t'} - \hat{\mu}_t^i - \hat{\mu}_{t'}^k) + \exp(\xi_1)\lambda(\hat{\mu}_{t'}^{ik} + \hat{\mu}_t - \hat{\mu}_{t'}^i - \hat{\mu}_t^k) \\ &\quad - \exp(\xi_1)\lambda(\hat{\mu}_{t'}^{ik} + \hat{\mu}_t - \hat{\mu}_{t'}^i - \hat{\mu}_t^k) + \exp(\xi_2)\lambda(\hat{\mu}_{t'}^{ik} + \hat{\mu}_t - \hat{\mu}_{t'}^i - \hat{\mu}_t^k) \\ &= \{\exp(\xi_2) - \exp(\xi_1)\}\lambda(\hat{\mu}_{t'}^{ik} + \hat{\mu}_t - \hat{\mu}_{t'}^i - \hat{\mu}_t^k), \end{aligned} \tag{88}$$

where the last equality holds true because

$$\begin{aligned} \hat{\mu}_t^{ik} + \hat{\mu}_{t'} - \hat{\mu}_t^i - \hat{\mu}_{t'}^k &= \tilde{n}^{-1}(X'_{k,t} - X_{k,t} + X_{k,t'} - X'_{k,t'}) \\ &= -(\hat{\mu}_{t'}^{ik} + \hat{\mu}_t - \hat{\mu}_{t'}^i - \hat{\mu}_t^k). \end{aligned}$$

Note that $|\lambda(\hat{\mu}_{t'}^{ik} + \hat{\mu}_t - \hat{\mu}_{t'}^i - \hat{\mu}_t^k)| \leq 4\lambda\tilde{n}^{-1}M$. By the mean value theorem again, the difference between the exponentials is $\exp(\xi_2) - \exp(\xi_1) = \exp(\xi_3)(\xi_2 - \xi_1)$ for some ξ_3 between ξ_1 and ξ_2 . Particularly, the absolute difference between ξ_2 and ξ_1 is bounded by

$$\begin{aligned} \max \left\{ |\lambda(\hat{\mu}_{t'}^{ik} + \hat{\mu}_t - \hat{\mu}_{t'}^i - \hat{\mu}_t^k)|, |\lambda(\hat{\mu}_{t'}^i + \hat{\mu}_t^k - \hat{\mu}_t^{ik} - \hat{\mu}_{t'})|, \right. \\ \left. |\lambda(\hat{\mu}_{t'}^{ik} + \hat{\mu}_t - \hat{\mu}_t^{ik} - \hat{\mu}_{t'})|, |\lambda(\hat{\mu}_{t'}^i + \hat{\mu}_t^k - \hat{\mu}_t^i - \hat{\mu}_{t'}^k)| \right\}, \end{aligned}$$

which is in turn bounded by $8\lambda\tilde{n}^{-1}M$. Furthermore, provided that $4\lambda\tilde{n}^{-1}M < 1$,

$$\begin{aligned}
& \frac{\exp(\xi_3)}{E_{t,t'}^{ik,\emptyset} + E_{t',t}^{ik,\emptyset}} \\
& \leq \frac{\exp\left(\max\{-\lambda(\hat{\mu}_t^i + \hat{\mu}_{t'}^k), -\lambda(\hat{\mu}_t^{ik} + \hat{\mu}_{t'}), -\lambda(\hat{\mu}_{t'}^i + \hat{\mu}_t^k), -\lambda(\hat{\mu}_{t'}^{ik} + \hat{\mu}_t)\}\right)}{E_{t,t'}^{ik,\emptyset} + E_{t',t}^{ik,\emptyset}} \\
& \leq e,
\end{aligned} \tag{89}$$

where one can obtain the last inequality by following the argument in (78) and discussing the values of

$$\begin{aligned}
& \max\{-\lambda(\hat{\mu}_t^i + \hat{\mu}_{t'}^k), -\lambda(\hat{\mu}_t^{ik} + \hat{\mu}_{t'}), -\lambda(\hat{\mu}_{t'}^i + \hat{\mu}_t^k), -\lambda(\hat{\mu}_{t'}^{ik} + \hat{\mu}_t)\}, \\
& \min\{-\lambda(\hat{\mu}_t^{ik} + \hat{\mu}_{t'}), -\lambda(\hat{\mu}_{t'}^{ik} + \hat{\mu}_t)\}.
\end{aligned}$$

Therefore, we have

$$\sup_{2 \leq t \leq t' \leq p} \frac{E_{t,t'}^{i,k} + E_{t',t}^{i,k} - E_{t,t'}^{ik,\emptyset} - E_{t',t}^{ik,\emptyset}}{E_{t,t'}^{ik,\emptyset} + E_{t',t}^{ik,\emptyset}} \leq 32e\lambda^2\tilde{n}^{-2}M^2.$$

Similarly, one can obtain

$$\inf_{2 \leq t \leq t' \leq p} \frac{E_{t,t'}^{i,k} + E_{t',t}^{i,k} - E_{t,t'}^{ik,\emptyset} - E_{t',t}^{ik,\emptyset}}{E_{t,t'}^{ik,\emptyset} + E_{t',t}^{ik,\emptyset}} \geq -\tilde{C}\lambda^2\tilde{n}^{-2}M^2$$

for some universal constant $\tilde{C} > 0$.

Plugging these into (87), we overall have $\left| \frac{\Xi_{ik}^i}{\Xi_{ik}^k} - 1 \right| \leq C\lambda^2n^{-2}M^2$ for any $i, k \notin I_{v_j}$ with a universal constant $C = \max\{32e, \tilde{C}\}$. Going back to (86), it follows that when $4\lambda\tilde{n}^{-1}M < 1$,

$$\begin{aligned}
\left| \frac{w_{r,s}^{ik}}{w_{r,s}^i} - \frac{w_{r,s}^k}{w_{r,s}} \right| &= \exp\left(-\lambda\tilde{n}^{-1}(X'_{k,s} - X_{k,s})\right) \left| \frac{\Xi}{\Xi^k} \left(\frac{\Xi^i \Xi^k}{\Xi^{ik} \Xi} - 1 \right) \right| \\
&\leq \exp\left(4\lambda\tilde{n}^{-1}M\right) \cdot \left| \frac{\Xi^i \Xi^k}{\Xi^{ik} \Xi} - 1 \right| \\
&\leq C\lambda^2\tilde{n}^{-2}M^2,
\end{aligned}$$

where the first inequality holds true by the argument in (78). This, in turn, makes the second summation in (85) of order $O(\lambda^2\tilde{n}^{-2}M^3)$, and we can conclude the proof. \square

C.1 Stability under Extra Structure

Lemma C.3. Assume the same conditions as Lemma C.1. We further assume that there exists an index $r^* \in [p] \setminus \{r\}$ such that

$$\mu_{r^*} \leq \mu_s - \Delta_n, \quad (90)$$

for all $s \in [p] \setminus \{r, r^*\}$, and the gap $\Delta_n > 0$ satisfies

$$\lim_{n \rightarrow \infty} \Delta_n \sqrt{n} / \log(pn) = \infty. \quad (91)$$

Then for any choices of $\lambda = \lambda_n$, we always have $\max_{i,j} \|\nabla_i K_{j,r}\|_2 = o(n^{-1/2})$.

Proof. To simplify notation, we omit the superscript $(-v)$ for every exponential weighting \hat{w} . Without loss of generality, we assume $r = 1$ and $r^* = 2$ to simplify the notation. We already established in the proof of Lemma C.1 that

$$\mathbb{E} (\nabla_i K_{j,1})^2 \leq \mathbb{E} \left[\left(\sum_{s=2}^p (\hat{w}_{1,s}^i - \hat{w}_{1,s}) (X_{j,s} - \mu_s) \right)^2 \right] =: \mathbb{E}[A^2]. \quad (92)$$

Define

$$\begin{aligned} |A_2| &= |\hat{w}_{1,2} - 1| |X_{j,2} - \mu_2|, \\ |A_2^i| &= |\hat{w}_{1,2}^i - 1| |X_{j,2} - \mu_2|, \\ |A_+| &= \sum_{s=3}^p \hat{w}_{1,s} |X_{j,s} - \mu_s|, \\ |A_+^i| &= \sum_{s=3}^p \hat{w}_{1,s}^i |X_{j,s} - \mu_s|. \end{aligned} \quad (93)$$

We have

$$\begin{aligned} |A| &\leq |A_2| + |A_2^i| + |A_+| + |A_+^i| \\ &\leq M \left(|\hat{w}_{1,2} - 1| + |\hat{w}_{1,2}^i - 1| + \sum_{s=3}^p \hat{w}_{1,s} + \sum_{s=3}^p \hat{w}_{1,s}^i \right) \\ &= 2M \left(\sum_{s=3}^p \hat{w}_{1,s} + \sum_{s=3}^p \hat{w}_{1,s}^i \right). \end{aligned} \quad (94)$$

Therefore

$$\mathbb{E} (\nabla_i K_{j,1})^2 \leq 8M^2 \mathbb{E} \left[\left(\sum_{s=3}^p \hat{w}_{1,s} \right)^2 \right]. \quad (95)$$

Define an event

$$\mathcal{E}_0 = \{ \hat{w}_{1,s} \leq \exp(-\lambda(\mu_s - \mu_2)/2), \forall s \geq 3 \}. \quad (96)$$

Then applying Lemma E.1, we have

$$\mathbb{P}(\mathcal{E}_0^c) \leq 2pe^{-n\Delta^2/(8M^4)}. \quad (97)$$

Then we have

$$\begin{aligned}\mathbb{E}(\nabla_i K_{j,1})^2 &\leq 8M^2 \mathbb{E} \left[\left(\sum_{s=3}^p \hat{w}_{1,s} \right)^2 \mid \mathcal{E}_0 \right] + 16M^2 p e^{-n\Delta^2/(8M^4)} \\ &\leq 8M^2 p^2 e^{-\lambda\Delta} + 16M^2 p e^{-n\Delta^2/(8M^4)}.\end{aligned}\tag{98}$$

By the definition of Δ in (91), $16M^2 p e^{-n\Delta^2/(8M^4)} = o(n^{-1})$. For any λ such that $\liminf_{n \rightarrow \infty} \lambda n^{-1/2} > 0$, we can verify that $8M^2 p^2 e^{-\lambda\Delta}$ is also of order $o(n^{-1})$. The results in Lemma C.1 stated that for $\lambda = o(\sqrt{n})$, $\mathbb{E}(\nabla_i K_{j,1})^2$ is of order $o(n^{-1})$. Combining these two pieces, we conclude that the stability result always holds regardless of the choice of λ . \square

D Proofs of Theorem 3.1 and Corollary 3.4

The proof of Theorem 3.1 can be obtained by combining Theorem 3.8 and the stability of $K_{i,r} = X_{i,r} - Q_{i,r} - d_{i,r}$.

Proof of Theorem 3.1. For a fixed index r , let $K_{i,r} = X_{i,r} - Q_{i,r} - d_{i,r}$. By definition, $\mathbb{E}[K_{i,r} \mid \mathbf{X}^{(-i)}] = 0$. We also have the boundedness of $K_{i,r}$ from the assumptions on X_i . Assuming $\text{Cov}(X_1)$ is positive definite ensures $\text{Var}(K_{1,r}) > 0$ uniformly over $r \in [p]$ and $i \in [n]$. Lemma C.1 and Lemma C.2 ensure that when $\lambda = o(\sqrt{n})$, we have $(\sqrt{n}\Delta_1) \wedge (n\Delta_2) = o(1)$ uniformly over r . The claimed result then follows from Theorem 3.8. \square

Proof of Corollary 3.4. Given any $r \in \Theta$, we have $d_{i,r} \leq 0$ almost surely for all i as explained in Remark 3.3. By consistency of $\hat{\sigma}_r$ and its non-degeneracy, which is guaranteed by the minimal eigenvalue condition assumed in the theorem, we have $\hat{\sigma}_r/\sigma_r \rightarrow 1$ in probability. Thus, by asymptotic normality of \tilde{T}_r and the Slutsky's theorem,

$$\begin{aligned}\mathbb{P}(r \notin \hat{C}) &= \mathbb{P} \left(\frac{1}{\sqrt{n}\hat{\sigma}_r} \sum_{i=1}^n (X_{i,r} - Q_{i,r}) \geq z_{1-\alpha} \right) \\ &\leq \mathbb{P} \left(\frac{1}{\sqrt{n}\hat{\sigma}_r} \sum_{i=1}^n (X_{i,r} - Q_{i,r} - d_{i,r}) \geq z_{1-\alpha} \right) \\ &= \mathbb{P} \left(\frac{\sigma_r}{\hat{\sigma}_r} \tilde{T}_r \geq z_{1-\alpha} \right) = \alpha + o(1).\end{aligned}\tag{99}$$

E Proof of Theorem 4.1

Proof. Without loss of generality, we assume $r = 1$, and $\tilde{\mu} = \mu_2 \leq \mu_3 \leq \dots \leq \mu_p$. Under the assumption of the theorem, $\sup_{i,r} |X_{i,r}|$ is bounded by a constant. For simplicity, we assume that $\sup_{i,r} |X_{i,r}| \leq 1$ so that $X_{i,r}$ is 1-sub-Gaussian for all $i \in [n], r \in [p]$. Thus, as $\hat{\sigma}_1$ remains bounded for all n , it suffices to show that with high

probability,

$$\frac{1}{\sqrt{n}} \sum_{v=1}^V \sum_{i \in I_v} d_{i,r} := \frac{\sqrt{n}}{V} \sum_{v=1}^V d^{(-v)} \rightarrow \infty,$$

where $d^{(-v)} = \sum_{s \geq 2} \hat{w}_{1,s}^{(-v)} (\mu_1 - \mu_s)$.

Define the indices and events

$$\begin{aligned} s_1 &= \max\{s \geq 2 : \mu_s \leq \tilde{\mu} + \alpha_n / \lambda_n\}, \\ s_2 &= \max\{s \geq 2 : \mu_s \leq \tilde{\mu} + \beta_n / \lambda_n\}, \\ \mathcal{E}_0 &= \{\hat{w}_{1,s}^{(-v)} \leq e^{-\lambda_n(\mu_s - \tilde{\mu})/2} : \forall s > s_2, v \in [V]\}, \\ \mathcal{E}_v &= \left\{ \sup_{s_1 < s \leq s_2} \hat{w}_{1,s}^{(-v)} \leq e^{-\frac{\alpha_n}{2}} \right\}. \end{aligned}$$

Under the theorem assumption, $X_{i,r}$ is 1-sub-Gaussian. According to Lemma E.1 and union bound, we have

$$\mathbb{P}(\mathcal{E}_0^c) \leq 2pV e^{-\frac{n\beta_n^2}{8\lambda_n^2}} = o(1)$$

and

$$\mathbb{P}(\mathcal{E}_v^c) \leq 2(s_2 - s_1) e^{-\frac{n\alpha_n^2}{8\lambda_n^2}} = o(1).$$

Case 1. $\mathbb{C} = \mathbb{C}(r) > 0$. In this case $s_1 < s_2$ and $\alpha_n < \beta_n$.

$$\begin{aligned} d^{(-v)} &= \sum_{s \geq 2} \hat{w}_{1,s}^{(-v)} (\mu_1 - \mu_s) \\ &= \sum_{2 \leq s \leq s_1} \hat{w}_{1,s}^{(-v)} (\mu_1 - \mu_s) + \sum_{s_1 < s \leq s_2} \hat{w}_{1,s}^{(-v)} (\mu_1 - \mu_s) + \sum_{s > s_2} \hat{w}_{1,s}^{(-v)} (\mu_1 - \mu_s) \\ &\geq \frac{\alpha_n}{\lambda_n} \sum_{2 \leq s \leq s_1} \hat{w}_{1,s}^{(-v)} - \frac{\beta_n}{\lambda_n} \sum_{s_1 < s \leq s_2} \hat{w}_{1,s}^{(-v)} + \sum_{s > s_2} \hat{w}_{1,s}^{(-v)} (\mu_1 - \mu_s). \end{aligned} \tag{99}$$

Introduce the following quantities

$$\begin{aligned}
d_0^{(-v)} &= \sum_{2 \leq s \leq s_1} \hat{w}_{1,s}^{(-v)} (\mu_1 - \mu_s), \\
d_1^{(-v)} &= \sum_{s_1 < s \leq s_2} \hat{w}_{1,s}^{(-v)} (\mu_1 - \mu_s), \\
d_2^{(-v)} &= \sum_{s > s_2} \hat{w}_{1,s}^{(-v)} (\mu_1 - \mu_s), \\
W_1^{(-v)} &= \sum_{s_1 < s \leq s_2} \hat{w}_{1,s}^{(-v)}, \\
W_2^{(-v)} &= \sum_{s > s_2} \hat{w}_{1,s}^{(-v)}.
\end{aligned}$$

Then (99) can be written as

$$\begin{aligned}
d^{(-v)} &= d_0^{(-v)} + d_1^{(-v)} + d_2^{(-v)} \\
&\geq (1 - W_1^{(-v)} - W_2^{(-v)}) \frac{\alpha_n}{\lambda_n} - W_1^{(-v)} \frac{\beta_n}{\lambda_n} + d_2^{(-v)}.
\end{aligned} \tag{100}$$

On the event $\mathcal{E}_0 \cap \mathcal{E}_v$ we have

$$W_1^{(-v)} = \sum_{s_1 < s \leq s_2} \hat{w}_{1,s}^{(-v)} \leq (s_2 - s_1) e^{-\alpha_n/2} \leq 1/4 \tag{101}$$

and

$$W_2^{(-v)} = \sum_{s > s_2} \hat{w}_{1,s}^{(-v)} \leq (p - s_2) e^{-\beta_n/2} \leq 1/4, \tag{102}$$

where the inequalities hold true since by assumption $\alpha_n \geq 2(\log 4 + \log \mathbb{C})$ and $\beta_n \geq 2(\log 4 + \log p)$.

On event \mathcal{E}_v we have

$$\begin{aligned}
-\frac{\beta_n}{\lambda_n} W_1^{(-v)} &\geq -\frac{\beta_n}{\lambda_n} (s_2 - s_1) e^{-\alpha_n/2} \\
&\geq -\frac{\alpha_n}{8\lambda_n},
\end{aligned} \tag{103}$$

where the last inequality holds true whenever $\alpha_n \geq 2(\log 4 + \log \beta_n + \log(s_2 - s_1))$, which is guaranteed by assumption when (n, p) are large enough.

On \mathcal{E}_0 ,

$$\begin{aligned}
d_2^{(-v)} &= \sum_{s>s_2} \hat{w}_{1,s}^{(-v)} (\mu_1 - \mu_s) \\
&\geq - \sum_{s>s_2} e^{-\frac{\lambda_n}{2}(\mu_s - \tilde{\mu})} (\mu_1 - \mu_s)_- \\
&\geq - e^{-\frac{\beta_n}{3}} \sum_{s>s_2} e^{-\frac{\lambda_n}{6}(\mu_s - \tilde{\mu})} (\mu_1 - \mu_s)_- \\
&\geq - e^{-\frac{\beta_n}{3}} \sum_{s>s_2} e^{-\frac{\lambda_n}{6}(\mu_s - \mu_1)} (\mu_s - \mu_1)_+ \\
&\geq - e^{-\frac{\beta_n}{3}} \cdot p \cdot \sup_{x \geq 0} e^{-\frac{\lambda_n}{6}x} x \\
&\geq - \frac{6}{e} \frac{1}{\lambda_n} p e^{-\beta_n/3} \\
&\geq - \frac{\alpha_n}{8\lambda_n}
\end{aligned} \tag{104}$$

where the last inequality holds whenever $\beta_n \geq 3[\log(24/e) + \log p]$ since $\alpha_n \geq 2$ under the theorem assumption.

Now plugging in (101), (102), (103), and (104) into (100), we obtain, under the event $\mathcal{E}_0 \cap \mathcal{E}_v$

$$d^{(-v)} \geq \frac{\alpha_n}{4\lambda_n}$$

for sufficiently large (n, p) .

This completes the proof for the case of $V = O(1)$ since we can use a union bound to show that $\bigcap_{v=1}^V \mathcal{E}_v$ has probability tending to one.

In the case of diverging V , such as $V = n$, let $\epsilon_0 = \mathbb{P}(\mathcal{E}_0^c)$.

We need to show that $\bar{d} = \frac{1}{V} \sum_{v=1}^V d^{(-v)} \geq c \frac{\alpha_n}{\lambda_n}$ for some positive constant c .

Define

$$\bar{W}_1 = \frac{1}{V} \sum_{v=1}^V W_1^{(-v)}.$$

We have shown that on \mathcal{E}_0 , $d_2^{(-v)} \geq -\frac{\alpha_n}{8\lambda_n}$ and $W_2^{(-v)} \leq 1/4$. As a result, on \mathcal{E}_0 we have

$$\begin{aligned}
d^{(-v)} &\geq (1 - W_1^{(-v)} - W_2^{(-v)}) \frac{\alpha_n}{\lambda_n} - \frac{\beta_n}{\lambda_n} W_1^{(-v)} - \frac{\alpha_n}{8\lambda_n} \\
&\geq (5/8 - W_1^{(-v)}) \frac{\alpha_n}{\lambda_n} - \frac{\beta_n}{\lambda_n} W_1^{(-v)}
\end{aligned}$$

and hence

$$\bar{d} \geq (5/8 - \bar{W}_1) \frac{\alpha_n}{\lambda_n} - \frac{\beta_n}{\lambda_n} \bar{W}_1.$$

Then on the event $\mathcal{E}_0 \cap \{\bar{W}_1 \leq \alpha_n/(4\beta_n)\}$ we have (recall that since $s_1 < s_2$ we must have $\alpha_n < \beta_n$ so $\alpha_n/(4\beta_n) < 1/4$)

$$\bar{d} \geq (5/8 - 1/4) \frac{\alpha_n}{\lambda_n} - \frac{\beta_n}{\lambda_n} \frac{\alpha_n}{4\beta_n} = \frac{\alpha_n}{8\lambda_n}.$$

Therefore

$$\begin{aligned} \mathbb{P}(\bar{d} \geq \alpha_n/(8\lambda_n)) &\geq 1 - \epsilon_0 - \mathbb{P}(\bar{W}_1 > \alpha_n/(4\beta_n)) \\ &\geq 1 - \epsilon_0 - \frac{\mathbb{E}\bar{W}_1}{\alpha_n/(4\beta_n)} \\ &= 1 - \epsilon_0 - \frac{\mathbb{E}W_1^{(-v)}}{\alpha_n/(4\beta_n)} \\ &\geq 1 - \epsilon_0 - 3(s_2 - s_1)e^{-\alpha_n/2} \frac{4\beta_n}{\alpha_n} \\ &= 1 - o(1), \end{aligned}$$

where the last inequality uses $\alpha_n \geq 2$ and that (for large enough n, p)

$$\begin{aligned} \mathbb{E}W_1^{(-v)} &\leq \mathbb{P}(\mathcal{E}_v)(s_2 - s_1)e^{-\frac{\alpha_n}{2}} + \mathbb{P}(\mathcal{E}_v^c) \\ &\leq (s_2 - s_1)e^{-\alpha_n/2} + 2(s_2 - s_1)e^{-\frac{n\alpha_n^2}{8\lambda_n^2}} \\ &\leq 3(s_2 - s_1)e^{-\alpha_n/2}. \end{aligned}$$

Case 2. $\mathbb{C} = 0$. In this case we have, on event \mathcal{E}_0 ,

$$d^{(-v)} = d_0^{(-v)} + d_2^{(-v)} \geq (1 - W_2^{(-v)}) \frac{\alpha_n}{\lambda_n} - \frac{\alpha_n}{8\lambda_n} \geq \frac{5\alpha_n}{8\lambda_n}.$$

So for $\sqrt{n}\bar{d} \rightarrow \infty$ with high probability it suffices to have $\sqrt{n}\alpha_n/\lambda_n \rightarrow \infty$ which is equivalent to $\sqrt{n}(\mu_1 - \tilde{\mu}) \rightarrow \infty$. □

Lemma E.1. *Suppose that every dimension of the sample vector X is δ -sub-Gaussian for some constant $\delta > 0$. Define $\mu = \mathbb{E}X$. Let $f \in [p]$ be a fixed index and $\mathcal{S} \subseteq [p]$ be an index set such that for all $s \in \mathcal{S}$, $\mu_s - \mu_f \geq \gamma \geq 0$. Then, we have*

$$\mathbb{P}(\hat{w}_{r,s}^{(-v)} > \exp(-\lambda_n(\mu_s - \mu_f)/2) \text{ for some } s \in \mathcal{S}) \leq 2 \exp\left(-\frac{n\gamma^2}{8\delta^2} + \log |\mathcal{S}|\right),$$

where $|\mathcal{S}|$ denotes the cardinality of \mathcal{S} .

Proof. We apply the sub-Gaussian tail bound of the sample mean (e.g., Theorem 2.6.2 in Vershynin (2018)), and directly obtain

$$\begin{aligned}
& \mathbb{P} \left(\hat{w}_{r,s}^{(-v)} > \exp(-\lambda_n(\mu_s - \mu_f)/2) \text{ for some } s \in \mathcal{S} \right) \\
& \leq \sum_{s \in \mathcal{S}} \mathbb{P} \left(\hat{w}_{r,s}^{(-v)} > \exp(-\lambda_n(\mu_s - \mu_f)/2) \right) \\
& = \sum_{s \in \mathcal{S}} \mathbb{P} \left(\frac{\exp(-\lambda_n \hat{\mu}_s^{(-v)})}{\sum_{t \neq r} \exp(-\lambda_n \hat{\mu}_t^{(-v)})} > \exp(-\lambda_n(\mu_s - \mu_f)/2) \right) \\
& \leq \sum_{s \in \mathcal{S}} \mathbb{P} \left(\exp(-\lambda_n(\hat{\mu}_s^{(-v)} - \hat{\mu}_f^{(-v)})) > \exp(-\lambda_n(\mu_s - \mu_f)/2) \right) \\
& = \sum_{s \in \mathcal{S}} \mathbb{P} \left(\hat{\mu}_s^{(-v)} - \hat{\mu}_f^{(-v)} < (\mu_s - \mu_f)/2 \right) \\
& \leq \sum_{s \in \mathcal{S}} \mathbb{P} \left(\left| \hat{\mu}_s^{(-v)} - \hat{\mu}_f^{(-v)} - (\mu_s - \mu_f) \right| > (\mu_s - \mu_f)/2 \right) \\
& \leq \sum_{s \in \mathcal{S}} 2 \exp \left(-(1 - 1/V)n(\mu_s - \mu_f)^2/(4\delta^2) \right) \\
& \leq 2 \exp \left(-n\gamma^2/(8\delta^2) + \log |\mathcal{S}| \right)
\end{aligned}$$

where the second last inequality follows from sub-Gaussian concentration and the last inequality follows from $V \geq 2$. \square

F Initial candidate for data-driven weighting parameter tuning

To determine the largest λ that sustains the desired coverage, we proposed an iterative algorithm in Section 5. Here we provide details about determining the initial value λ_0 in the algorithm. We set

$$\lambda_0 = \frac{\sqrt{n}}{2.5 \cdot \text{sd}(X_{i,r} - X_{i,\hat{s}})},$$

where the estimated index $\hat{s} = \hat{s}_r^{(-v_i)} = \arg\min_{s \neq r} \sum_{j \notin I_{v_i}} X_{j,s}$ is a generalization of the LOO definition in (3) to any fold number. The quantity $\text{sd}(X_{i,r} - X_{i,\hat{s}})$ denotes the sample standard deviation of $\{X_{i,r} - X_{i,\hat{s}}, i \in [n]\}$. This initial value λ_0 is motivated by the theoretical analysis in Lemma C.1. In the last step of its proof (81), we essentially seek to have the bound $C_V \mathbb{M}_j \lambda n^{-1} \sum_{s \neq r} \hat{w}_{r,s} |X_{i,r} - X_{i,s} - (\mu_r - \mu_s)| \ll n^{-1/2}$, where C_V is a constant only dependent of the number of folds V and the quantity \mathbb{M}_j is given by

$$\mathbb{M}_j = \max_{s \in [p]} |X'_{j,r} - X'_{j,s} - (X_{j,r} - X_{j,s})|$$

for some $j \notin I_{v_i}$. Because we standardize the difference $X_{i,r} - X_{i,s}$ for all $s \neq r$ before choosing the initial candidate λ_0 , one can expect that the deviation $|X_{j,r} - X_{j,s}|$ is essentially bounded by a constant. We thus regard the quantity \mathbb{M}_j as a fixed value for all $j \notin I_{v_i}$.

Suppose that the sample size n is sufficiently large. The exponential weightings would nearly recover the argmin, so the summation over s is close to the absolute deviation $|X_{i,r} - X_{i,\hat{s}} - (\mu_r - \mu_{\hat{s}})|$. Typically, one may expect it to be roughly bounded by a constant multiplying the standard deviation of $X_{i,r} - X_{i,\hat{s}}$ with high probability. This intuition ultimately leads to the choice of the given λ_0 , where the conservative constant 2.5 was selected empirically across a variety of simulation setups to ensure that λ_0 itself can maintain asymptotic normality.

To point out, when the estimated index \hat{s} does not vary with i , the standard deviation $\text{sd}(X_{i,r} - X_{i,\hat{s}})$ would be exactly 1 as a result of our pre-processing. Alternatively, if the estimated index \hat{s} varies with i , we may still expect the standard deviation to be approximately 1 as the varying \hat{s} phenomenon occurs when the (scaled) mean differences are sufficiently close. In practice, there is a tiny chance to obtain $\text{sd}(X_{i,r} - X_{i,\hat{s}}) = 0$ (this can happen with binary data that has highly correlated dimensions due to fold-splitting). In the case, we reset it to 1 to avoid dividing by zero.

G Validity violations of the method by Futschik and Pflug (1995)

In Futschik and Pflug (1995), the authors require the true variance of $X_{1,s}$, σ_s^2 , to be known to ensure the validity of their method. This is rarely the case in practice, so one may intend to replace σ_s^2 by its estimate $\hat{\sigma}_s^2$. In this section, we illustrate that replacing the true σ_s in the statistic (22) with its sample estimate $\hat{\sigma}_s$ generally leads to validity violations; formally, using $\hat{\sigma}_s$ instead of σ_s typically yields $\mathbb{P}(r \in \hat{C}_1 \cap \hat{C}_2) < 1 - \alpha$ for $r \in \Theta$ at the significance level of α . In fact, because the method by Futschik and Pflug (1995) is a two-step variant of the selection rule by Gupta (1965), it suffices to show that the latter does not adapt to sample standard deviation $\hat{\sigma}_s$.

We will illustrate the difficulty in a simple $p = 2$ case. Let $X_1, \dots, X_n \in \mathbb{R}^2$ be IID samples such that $\mathbb{E}X_1 := \mu = [\mu, \mu]^\top$ for some $\mu \in \mathbb{R}$, $X_{1,1}$ is independent of $X_{1,2}$, and $\max\{\mathbb{E}X_{1,1}^4, \mathbb{E}X_{1,2}^4\} < \infty$. Let $\sigma^2 = \text{Var}(X_{1,1}) = \text{Var}(X_{1,2})$. Suppose that we want to test the first dimension using the selection rule in (22). In the case, the correct statistic that one should use reduces to the difference $T_1^{\text{Gupta}} = \sqrt{n} \left(\frac{\hat{\mu}_1}{\sigma} - \frac{\hat{\mu}_2}{\sigma} \right)$ and the quantile $q_{(1-\alpha),2}$ is simply the α upper quantile of $N(0, 2)$. At the level of $\alpha = 0.05$, the quantile $q_{(1-\alpha),2}$ is approximately equal to 2.33. If σ is known, we know from the pairwise independence that $\sqrt{n}(\frac{\hat{\mu}_1 - \mu}{\sigma})$ and $\sqrt{n}(\frac{\hat{\mu}_2 - \mu}{\sigma})$ are asymptotically distributed as two independent $N(0, 1)$'s. Thus, the asymptotic distribution of their difference T_1^{Gupta} is asymptotically $N(0, 2)$, where we can directly conclude the validity.

However, if we instead considered the statistic $G = \sqrt{n} \left(\frac{\hat{\mu}_1}{\hat{\sigma}_1} - \frac{\hat{\mu}_2}{\hat{\sigma}_2} \right)$, where $\hat{\sigma}_1, \hat{\sigma}_2$ are the sample standard deviations for σ using the samples of the first and second dimensions respectively, the validity would be easily violated. As counter-intuitive it may sound, the violation can be theoretically justified. For now, we assume that neither $X_{1,1}$

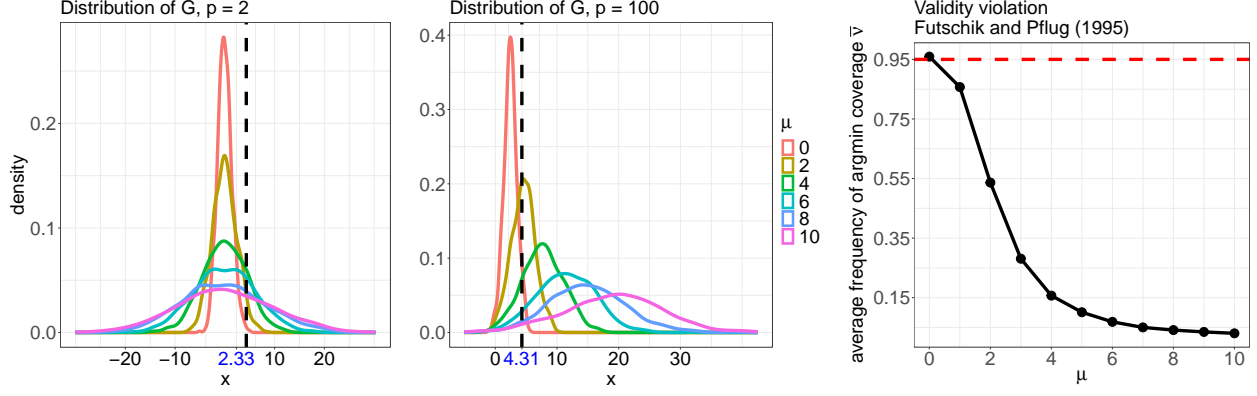


Figure 6: Validity violations of the selection rule by Gupta (1965) and the two-step procedure by Futschik and Pflug (1995) in the presence of sample standard deviation $\hat{\sigma}_s$. The left and middle plots display the distributions of their test statistic G when replacing with sample standard deviations $\hat{\sigma}_s$, with dimensions $p = 2, 100$. The densities are based on 1000 multivariate normal samples with a flat mean landscape $\mu = [\mu, \dots, \mu]^\top$, $\mu \in \{0, 2, \dots, 10\}$ and identity covariance matrix over 1000 repetitions. The quantile $q_{(1-\alpha),p}$ at the level of $\alpha = 0.05$ is marked in blue on the x-axis. The proportion of G exceeding $q_{(1-\alpha),p}$ approximates the expected type I error (false positive rate) in the selection rule by Gupta (1965) using sample standard deviations $\hat{\sigma}_s$. In the right plot, we show how the validity violations of the two-step procedure by Futschik and Pflug (1995) escalates with increasing μ , using the same simulation setup in the middle plot.

nor $X_{1,2}$ is a linear transformation of a Bernoulli random variable. Note that G is the difference of two independent non-central t statistics. By Theorem 2.1 (ii) in Bentkus et al. (2007), they admit the stochastic convergences

$$\sqrt{n} \left(\frac{\hat{\mu}_1}{\hat{\sigma}_1} - \frac{\mu}{\sigma} \right) \xrightarrow{d} Z_1 \text{ and } \sqrt{n} \left(\frac{\hat{\mu}_2}{\hat{\sigma}_2} - \frac{\mu}{\sigma} \right) \xrightarrow{d} Z_2,$$

where $Z_1 \sim N(0, \tau_1^2)$ is independent of $Z_2 \sim N(0, \tau_2^2)$ with $\tau_r^2 = 1 - \frac{M_{3,r}\mu}{\sigma} + \frac{(M_{4,r}-1)\mu^2}{4\sigma^2}$ for $r \in \{1, 2\}$. The constant $M_{k,r}$ denotes the scaled central moment $\mathbb{E}(X_{1,r} - \mu)^k / \sigma^k$, $k \in \{3, 4\}$. By the pairwise independence and the continuous mapping theorem, we thus end up with $G \xrightarrow{d} N(0, v^2)$, where

$$v^2 = \tau_1^2 + \tau_2^2 = 2 - \frac{(M_{3,1} + M_{3,2})\mu}{\sigma} + \frac{(M_{4,1} + M_{4,2} - 2)\mu^2}{4\sigma^2}.$$

The variance is not equal to 2 in general (unless $\mu = 0$ for instance), so the validity no longer holds. In fact, if at least one of $X_{1,1}$ and $X_{1,2}$ were a linear transformation of a Bernoulli random variable, the violation could be even more apparent because the asymptotic distribution of G would not be normally distributed, shown by Theorem 2.1 (i) in Bentkus et al. (2007).

G.1 Numerical Verification

We now support the previous discussion with a simple numerical example. Let $X_{1,1}, X_{1,2} \stackrel{\text{iid}}{\sim} N(\mu, 1)$. It follows that $M_{3,1} = M_{3,2} = 0$, $M_{4,1} = M_{4,2} = 3\sigma^3/\sigma^3 = 3$ and $v^2 = 2 + \mu^2$. In the left subplot of Figure 6, the distribution of their resulting G is simulated with sample size $n = 1000$ and different values of $\mu \in \{0, 2, \dots, 10\}$. The distributions are based on 1000 repetitions. It is evident that the variance of G grows along with an increase in μ . This would cause the selection rule using G to undercover any argmin dimension $r \in \Theta$ since a greater dispersion would result in a higher-than-expected proportion of G realizations exceeding $q_{(1-\alpha),2} \approx 2.33$.

One can expect that such validity violations persist when considering any fixed dimension $p > 2$ under a flat true mean landscape, i.e., $\mu = [\mu, \dots, \mu]^\top$. In the case, the relevant statistic $G(p)$ would be

$$G(p) := \sqrt{n} \left(\frac{\hat{\mu}_r}{\hat{\sigma}_r} - \min_{s \neq r} \frac{\hat{\mu}_s}{\hat{\sigma}_s} \right) = \sqrt{n} \left(\frac{\hat{\mu}_r}{\hat{\sigma}_r} - \frac{\mu}{\sigma} \right) - \min_{s \neq r} \left\{ \sqrt{n} \left(\frac{\hat{\mu}_s}{\hat{\sigma}_s} - \frac{\mu}{\sigma} \right) \right\}.$$

As the key issue lies in the scaled variance for the asymptotic distributions of non-central t statistics centered at μ/σ , the statistic G_r , in general, does not follow the distribution of $G^*(p) := \varepsilon_r - \min_{s \neq r} \varepsilon_s$ with $\varepsilon_s \stackrel{\text{iid}}{\sim} N(0, 1)$. In the middle subplot of Figure 6, we simulate samples from $N(\mu, I_{100})$ with $\mu = [\mu, \dots, \mu]^\top \in \mathbb{R}^{100}$ and present the distributions of their resulting G for different values of μ . This is based on a sample size of $n = 1000$ and 1000 repetitions as earlier. More severe validity violations are observed: the 95% percentile of $G^*(100)$ is roughly 4.31, but it can be lower than the median of $G(100)$ for certain μ .

Finally, note that the issue carries over to the two-step procedure by Futschik and Pflug (1995). In the right subplot of Figure 6, we consider the same simulation setup for $p = 100$, and compute the *average frequency of argmin coverage* $\bar{\nu}$ (see Appendix H) for the method. As replicated in the numerical experiments, the coverage frequency $\bar{\nu}$ is predicted to fall below 0.95 at the level of $\alpha = 0.05$ whenever $\mu \neq 0$.

H Validity of Methods

We compared the power of several methods in 100 settings in Section 6.1.2. To assess the validity, we also include five flat landscape scenarios where $f = 0$ and $|\Theta| = [p]$. In this case there is no difference between “increasing” and “3-tier” base mean μ_b . We thus end up with 105 distinct settings.

The same four methods—the proposed LOO method (LOO), the Bonferroni correction (BC), the selection rule by Futschik and Pflug (1995) (FP) and the rank inference method by Mogstad et al. (2024) (RI)—are compared with respect to the *average frequency of argmin coverage* $\bar{\nu}$. Formally, for all $r \in \Theta$ we record its frequency ν_r of inclusion in confidence sets over 100 repetitions, and then $\bar{\nu}$ is computed by the average of ν_r over $r \in \Theta$. At the significance level of $\alpha = 0.05$, a method satisfying the validity (2) would result in $\bar{\nu}$ that is (approximately) greater than or equal

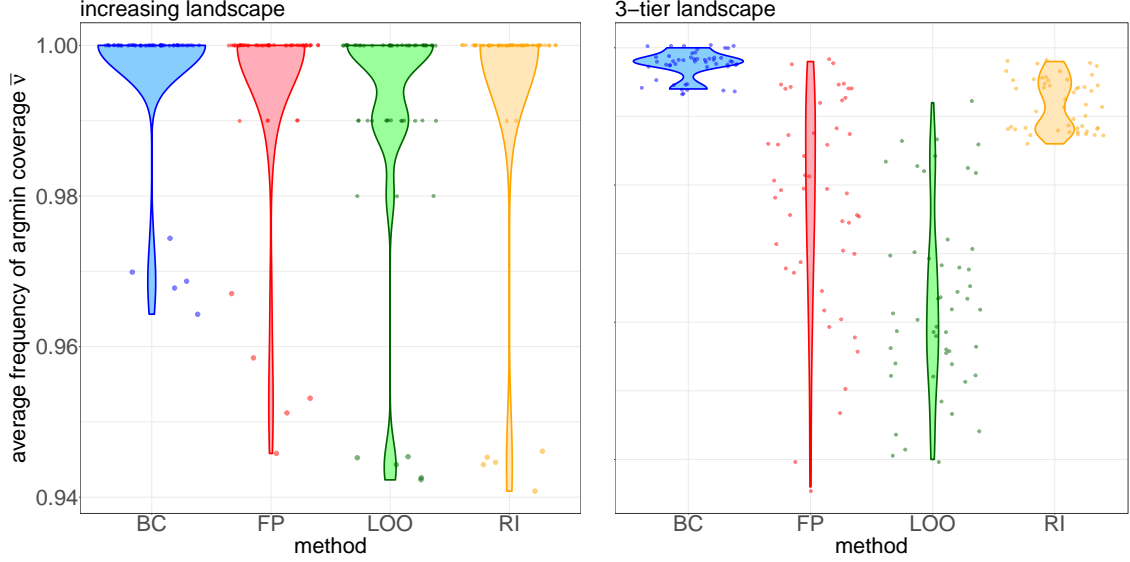


Figure 7: Method comparison, “increasing” landscape (left) and “3-tier” (right) landscapes. Comparison between the proposed 2-fold method and three other methods. Each violin plot presents the distribution of the average frequencies of argmin coverage \bar{v} over different simulation settings, and each jittered point corresponds to a value of \bar{v} on the y-axis. The x-axis specifies the compared method: the proposed LOO method (LOO), the Bonferroni correction (BC), the method by Futschik and Pflug (1995) (FP) and the rank inference method by Mogstad et al. (2024) (RI). A violin plot that deviates more from the nominal frequency 0.95 indicates a more conservative method.

to 0.95, regardless of the mean factor f and the dependency strength ϱ . In Figure 7, we display the distributions of \bar{v} over the two types of mean landscapes using violin plots, with the specific values of \bar{v} highlighted by jittered points. We again present the results with dimension $p = 100$ and $n = 1000$.

In the left subplot, the true mean has the landscape $\mu = f \times \mu_b$ with $\mu_b = [0.01, 0.02, \dots, 1]^\top$. So long as $f \neq 0$, the set of argmin would be a singleton, and the gap between the sub-optimal and optimal dimensions can lead to a negative mean shift in a procedure’s test statistic when testing the latter. This inevitably makes the procedure conservative. Indeed, most values of \bar{v} are close to 1 for all the methods. However, when $f = 0$, the true mean is the flat landscape $\mu = [0, \dots, 0]^\top$. In this scenario, we would expect the corresponding \bar{v} to be near the nominal frequency 0.95. If it deviates significantly from the value, it suggests that the procedure is inherently conservative. The magnified jittered points in the left subplot represent the values of \bar{v} under the flat landscape. We see all the compared methods produce values of \bar{v} closer to 0.95, stressing the validity of each method. Notably, the values of \bar{v} given by the Bonferroni correction appear inflated to some degree. This aligns with the common intuition that this multiple testing procedure is conservative because it relies on a union bound in its theoretical analysis.

In the right subplot, the violin plots are based on the 3-tier landscape $\mu = f \times \mu_b$ with $\mu_b = [1, 1, 1, 1, 1, 1.02, 1.02, 1.02, 1.02, 10, \dots, 10]^\top$. Despite the ties in the best tier, both the Bonferroni correction and the rank inference approach by Mogstad et al. (2024) appear to be quite conservative. This arises due to the existence of near ties in the second best tier. The true means of these sub-optimal dimensions are small enough that they are indistinguishable from

the optimal dimensions using the methods. However, they are also sufficiently large to cause a negative mean shift in their test statistics, which leads to a conservative performance as explained earlier. By contrast, the proposed method leverages exponential weighting, as demonstrated in Theorem 4.1, to effectively detect the small signal level between the two tiers. It achieves this by eliminating the clearly inferior dimensions in the third tier. As a result, the proposed method essentially simplifies the mean landscape to the flat one. Indeed, the distribution of its resulting $\bar{\nu}$ gets closer to the nominal frequency 0.95, which reveals a less conservative performance. As for the method by Futschik and Pflug (1995), it similarly shows a less conservative nature, but this is attributed to the screening-like step in its two-step selection procedure. In a way, the proposed method captures the benefit of their approach in a single step, showcasing the elegance of exponential weighting.

I Regarding reference Kamath (2015)

This unpublished technical report contains a straightforward treatment of the expectation of maximal statistics. It has received tens of citations at the time of drafting this manuscript. We found it intriguing to include results with sharp constants—as the author mentioned, this is a canonical question without clearly spelled-out answers in the literature. For our readers’ convenience, we replicate the result and its proof below.

Theorem I.1. (*Theorem 1 in Kamath (2015)*) Let $Y = \max_{1 \leq i \leq n} X_i$, where $X_i \sim \mathcal{N}(0, \sigma^2)$ are IID random variables. Then

$$\frac{1}{\sqrt{\pi \log 2}} \sigma \sqrt{\log n} \leq \mathbb{E}[Y] \leq \sqrt{2} \sigma \sqrt{\log n}.$$

Proof. We comment that both constants which multiply $\sigma \sqrt{\log n}$ are tight. Indeed, as $n \rightarrow \infty$, $\mathbb{E}[Y]/\sqrt{\log n}$ converges to $\sqrt{2}\sigma$. On the other hand, by explicit calculations, one can verify the cases $n = 1$ and 2 , for which $\mathbb{E}[Y]$ is 0 and $\sigma/\sqrt{\pi}$, respectively. In the former case, the inequality trivially holds for any multiplying constant, and in the latter, our inequality is tight.

First, we show $\mathbb{E}[Y] \leq \sigma \sqrt{2} \sqrt{\log n}$. This result and method are folklore, but we include them here for completeness.

$$\begin{aligned} \exp(t\mathbb{E}[Y]) &\leq \mathbb{E}[\exp(tY)] \\ &= \mathbb{E} \left[\max_i \exp(tX_i) \right] \\ &\leq \sum_{i=1}^n \mathbb{E}[\exp(tX_i)] \\ &= n \exp(t^2 \sigma^2 / 2) \end{aligned} \tag{105}$$

The first inequality is Jensen’s inequality, the second is the union bound, and the final equality follows from the

definition of the moment generating function. Taking the logarithm of both sides of this inequality, we get

$$\mathbb{E}[Y] \leq \frac{\log n}{t} + \frac{t\sigma^2}{2}. \quad (106)$$

This can be minimized by setting $t = \sqrt{2\log n}/\sigma$, which gives us the desired result

$$\mathbb{E}[Y] \leq \sigma\sqrt{2}\sqrt{\log n}. \quad (107)$$

Next, we show the more difficult direction, the lower bound. We have already established that it holds for $n = 1$ and 2. It can be verified for $n = 3$ to 2834 using the Python 3 code provided in Section A (not replicated in this manuscript). Thus, for the remainder of the proof, we assume $n \geq 2835$. Note that we have the following crude bound, which uses the Chernoff bound and the lower bound on n :

$$\begin{aligned} \mathbb{E}[Y] &\geq \Pr(|\{i : X_i \geq 0\}| \geq \lceil n/3 \rceil) \cdot \mathbb{E} \left[\max_{1 \leq i \leq \lceil n/3 \rceil} |X_i| \right] + \\ &\quad \Pr(|\{i : X_i \geq 0\}| < \lceil n/3 \rceil) \cdot \mathbb{E}[-|X_i|] \\ &\geq 0.999 \cdot \mathbb{E} \left[\max_{1 \leq i \leq \lceil n/3 \rceil} |X_i| \right] - 0.001\sigma \cdot \sqrt{\frac{2}{\pi}}. \end{aligned} \quad (108)$$

The second inequality uses the expected value of the half-normal distribution.

It remains to lower bound $\mathbb{E}[\max_{1 \leq i \leq k} |X_i|]$. We will show that

$$\Pr(|X_i| \geq \sigma\sqrt{\log n}) \geq \frac{9}{n}. \quad (109)$$

This will imply the following lower bound:

$$\begin{aligned} \mathbb{E} \left[\max_{1 \leq i \leq \lceil n/3 \rceil} |X_i| \right] &\geq \sigma\sqrt{\log n} \cdot \Pr(\exists i : |X_i| \geq \sigma\sqrt{\log n}) \\ &\geq \sigma\sqrt{\log n} \cdot \left(1 - \left(1 - \frac{9}{n} \right)^{\lceil n/3 \rceil} \right) \\ &\geq \left(1 - \frac{1}{e^2} \right) \sigma\sqrt{\log n}. \end{aligned} \quad (110)$$

We compute the CDF of $|X_i|$ at the point $\sigma\sqrt{\log n}$.

$$\begin{aligned}
\Pr\left(|X_i| \geq \sigma\sqrt{\log n}\right) &= 1 - \operatorname{erf}\left(\frac{\sqrt{\log n}}{\sqrt{2}}\right) \\
&\geq 1 - \sqrt{1 - \exp\left(-\frac{2}{\pi} \log n\right)} \\
&= 1 - \sqrt{1 - n^{-\frac{2}{\pi}}}
\end{aligned} \tag{111}$$

where the first equality is based on the CDF of the half-normal distribution and the inequality is from the bound on the error function, $\operatorname{erf}(x) \leq \sqrt{1 - \exp\left(-\frac{4}{\pi}x^2\right)}$. We require this value to be at least $\frac{9}{n}$:

$$\begin{aligned}
1 - \sqrt{1 - n^{-\frac{2}{\pi}}} &\geq \frac{9}{n} \\
1 - \frac{9}{n} &\geq \sqrt{1 - n^{-\frac{2}{\pi}}} \\
1 - \frac{18}{n} + \frac{81}{n^2} &\geq 1 - \frac{1}{n^{\frac{2}{\pi}}} \\
n^{2-\frac{2}{\pi}} &\geq 18n - 81 \\
\left(2 - \frac{2}{\pi}\right) \log n &\geq \log(18n - 81) \\
\left(2 - \frac{2}{\pi}\right) \frac{\log n}{\log(18n - 81)} &\geq 1
\end{aligned} \tag{112}$$

This inequality holds for all $n \geq 2835$, as desired. Putting these inequalities together, we have

$$\mathbb{E}[Y] \geq 0.999 \left(1 - \frac{1}{e^2}\right) \sigma \sqrt{\log n} - 0.001 \sigma \cdot \sqrt{\frac{2}{\pi}} \geq \frac{1}{\sqrt{\pi \log 2}} \sigma \sqrt{\log n} \tag{113}$$

where the second inequality holds for any integer $n > 1$. □