

An LLM-based Readability Measurement for Unit Tests' Context-aware Inputs

Zhichao Zhou, Yutian Tang, Yun Lin, and Jingzhu He

Abstract—Automated test techniques usually generate unit tests with higher code coverage than manual tests. However, the readability of automated tests is crucial for code comprehension and maintenance. The readability of unit tests involves many aspects. In this paper, we focus on test inputs. The central limitation of existing studies on input readability is that they focus on test codes alone without taking the tested source codes into consideration, making them either ignore different source codes' different readability requirements or require manual efforts to write readable inputs. However, we observe that the source codes specify the contexts that test inputs must satisfy. Based on such observation, we introduce the Context Consistency Criterion (a.k.a, C3), which is a readability measurement tool that leverages Large Language Models to extract primitive-type (including string-type) parameters' readability contexts from the source codes and checks whether test inputs are consistent with those contexts. We have also proposed EvoSuiteC3. It leverages C3's extracted contexts to help EvoSuite generate readable test inputs. We have evaluated C3's performance on 409 JAVA classes and compared manual and automated tests' readability under C3 measurement. The results are two-fold. First, The Precision, Recall, and F1-Score of C3's mined readability contexts are 84.4%, 83%, and 83.7%, respectively. Second, under C3's measurement, the string-type input readability scores of EvoSuiteC3, ChatUniTest (an LLM-based test generation tool), manual tests, and two traditional tools (EvoSuite and Randoop) are 90%, 83%, 68%, 8%, and 8%, showing the traditional tools' inability in generating readable string-type inputs. We have conducted a survey based on the questionnaires collected from 30 programmers with varied backgrounds. The results reveal that when C3 identifies readable differences between tests, programmers tend to give similar opinions of the test's readability of C3.

Index Terms—readability, test generation, large language models.

1 INTRODUCTION

Unit testing is a popular testing technique among developers. A unit test checks whether a method inside the source code behaves functionally correctly. Existing unit test generation tools (e.g., search-based tool EvoSuite [2], [5] and feedback-directed random tool Randoop [3]) can generate unit tests that are close to and even outperform the manually written ones in many coverage criteria [6], such as branch coverage.

We observe that automated tests' readability is crucial for programmers. For example, in a scenario where programmers use tools to obtain regression tests for two code versions [7], [8], they must review a test failing at an assertion to locate and fix new bugs. It is time-consuming and takes lots of manual effort [9], [10], [11].

The readability of unit tests involves many aspects, including but not limited to test method names [12], comments [13], [14], documents [15], identifiers, and assertions [16], [17]. In this paper, we focus on test inputs. Many studies [10], [18], [19], [20] and our survey (see Sec. 5.3) show that test inputs are crucial in readability. However, the random inputs generated by existing tools (EvoSuite and Randoop) cost understanding time. A former survey [10] showed that compared to strings occurring in natural languages (e.g., "mail"), random strings (e.g., "Qu5ua") require people at most 1.6 times more comprehension time.

```

1 // method under test
2 public User(String username, String password, String email) {
3     this.username = username; this.password = password;
4     this.email = email;
5 }
6 public void testCreateUser() { // manual test
7     User user = new User("Simon", "secret", "simon@example.org");
8 }
9 public void testConstructor() { // automated test by ChatUniTest
10    User user = new User("testUser", "testPassword", "test@example.com");
11 }
12 public void test05() throws Throwable { // automated test by EvoSuite
13    User user0 = new User("|x45e*3q4+", " [stream]", "");
14 }
15 public void test001() throws Throwable { // automated test by Randoop
16    User user7 = new User("hi!", "", "");
17 }
18 public void test25() throws Throwable { // automated test by EvoSuiteC3
19    User user0 = new User("Enrico Fermi", "guest", "careers@jobs.com");
20 }

```

Code 1: A constructor from Airsonic [21] with three tests differing in inputs

To deal with this issue, Afshan et al. [10] used a statistical model to predict the likelihood of the test input occurring in the real world. They formulated the likelihood as a secondary objective to guide test generation. The main issue with this approach is that its model ignores the source code when judging the input readability. However, different source codes have different requirements for input readability. Deljouyi et al. [22] proposed to extract understandable inputs from end-to-end (E2E) tests' execution trace logs since an E2E test aims to simulate a real user to execute an application's entire workflow [23], [24] and may contain understandable inputs. However, this approach is semi-automated since it requires human effort to write E2E tests.

Z. Zhou and J. He are with School of Information Science and Technology, ShanghaiTech University, China

Y. Lin is with the Shanghai Jiao Tong University, China

Y. Tang is with University of Glasgow, United Kingdom

J. He (hejzh1@shanghaitech.edu.cn) is the corresponding author.

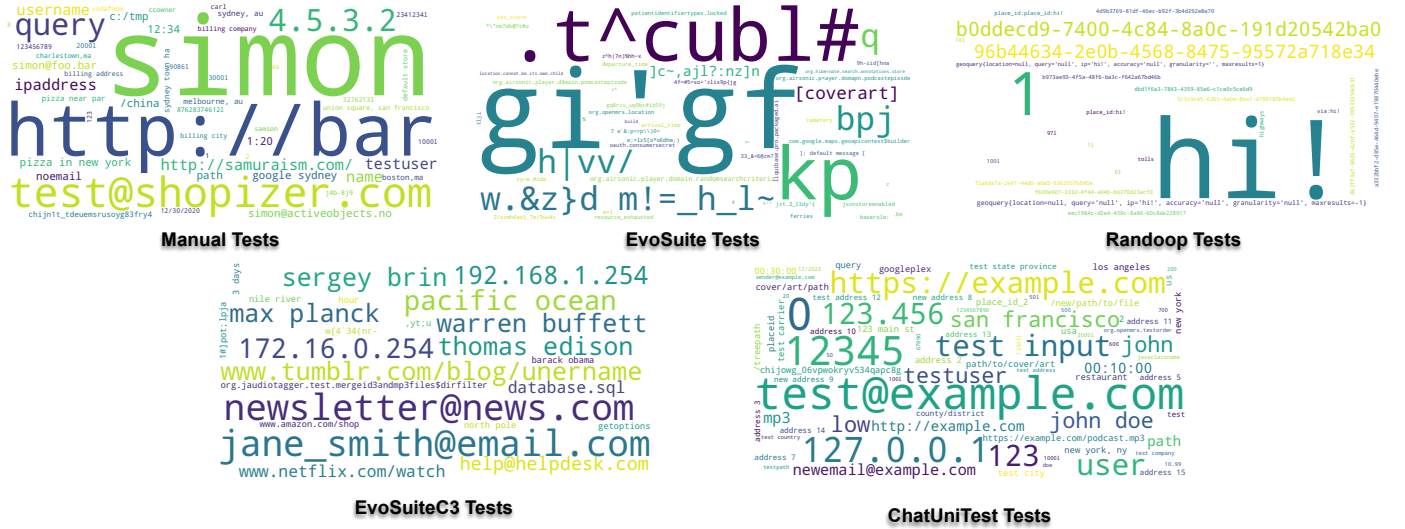


Fig. 1: Overview of test inputs from manual and automated tests for 30 JAVA classes (see Sec. 5.2): Manual, EvoSuiteC3 (see Sec. 4), and ChatUniTest [1] tests contain many real-world entities, such as person names, emails, URLs, and locations; EvoSuite [2] and Randoop [3] tests contain many random inputs, as well as JAVA class names, JSON strings, and UUIDs [4] since these two tools tend to use pre-defined seeds and static or dynamic information of classes under test as test inputs

1.1 A Motivating Example

We leverage an example to demonstrate the lack of readability of automated tests and the challenges of existing studies. This example is a simplified constructor method under test (MUT) with a manual and two automated tests on Code 1. The MUT comes from an open-source project, Airsonic [21]. It has three string-type parameters, which are the user's name, password, and email, respectively. The manual test assigns the values "Simon", "secret", and "simon@example.org" to them, matching the contexts of the three parameters. The input values generated by an LLM-based test generation tool (ChatUniTest [1]) are "testUser", "testPassword", and "test@example.com". They also match the contexts. Conversely, the input values from EvoSuite [2] are "|x45e*3q4+", "[stream]", and "". These values make the automated test less readable than the manual one. In our survey (see Sec. 5.3), 22 out of 30 respondents prefer the manual test to EvoSuite's test regarding readability. The corresponding values from Randoop [3] are "hi!", "", and "", posing the same issue. Such deficiency prevails in tests generated by traditional tools. Fig. 1 aggregates the inputs from manual tests and tests generated by various testing tools for 30 classes (see Sec. 5.2). It shows that manual tests contain diversified real-world objects (e.g., person names, emails, and locations), while EvoSuite and Randoop [3] generate a large number of random inputs. It could be worse for methods with multiple parameters. One interviewee gave us the following feedback:

"When there are many parameters, readers can not easily match parameters with values if a test uses a bunch of random inputs."

The secondary objective complementing branch objectives proposed by Afshan et al. [10] guides genetic algorithms [5], [25] to generate inputs that are more likely to occur in the real language. However, this objective ignores the source code, thus ignoring the different input readability requirements of username and email. Hence, the optimized

inputs may also not satisfy these readability requirements hidden in the source code. The approach of Deljouyi et al. [22] to extract readable test inputs from manual-written E2E tests can not be applied in this JAVA class under test without extra manual efforts since the Airsonic project does not have E2E tests.

To cope with this readability issue, we have to solve two challenges:

- **Challenge 1** is how to extract the readability requirements for the parameters from the source code. Due to their varied occurrence (e.g., comments, variable names, and their operations), it is challenging to identify such requirements using traditional techniques like data-flow analysis [26].
- **Challenge 2** is how to improve existing traditional tools (e.g., EvoSuite) to fulfill such requirements after they are extracted.

1.2 Contributions

To solve the challenges shown in the motivating example, this paper proposes a novel concept called **readability context**, which refers to the requirements for test readability described in the source code (e.g., valid person names for the username parameter in Code 1). Based on the readability context, this paper proposes the Context Consistency Criterion (C3). First, C3 passes detailed information (including the source code and the comments) to a Large Language Model (LLM) and requests it to mine the readability contexts for the primitive-type (including string-type) parameters. Besides, we also pass few-shots [27] (i.e., pre-defined similar questions and their answers for LLM to quickly adapt to this mine-context task) to LLM. Second, C3 checks how well the inputs of the tests are consistent with readability contexts based on LLMs, NLP tools, and regex matching.

To sum up, this paper's contributions include:

- We observe that test inputs highly depend on the source codes. Based on the observation, we propose a novel concept, readability context, to represent the test readability re-

quirements for the primitive-type variables of source codes. We design and implement an automatic tool, i.e., C3, to mine the readability contexts and leverage these contexts to measure the consistency of the tests' inputs with readability contexts (Sec. 3).

- We propose a variant of EvoSuite [2] (a search-based test generation tool), called EvoSuiteC3. EvoSuiteC3 leverages the readability contexts mined by C3 to help EvoSuite generate test inputs better in readability (Sec. 4). The EvoSuiteC3 test in Code 1 exemplifies readability improvements brought by EvoSuiteC3.
- We evaluate C3 on 107 JAVA projects, including 409 classes. C3 detects 1024 ones with readability contexts from 4485 primitive-type parameters. After a human review process, we confirm that C3's Precision, Recall, and F1-Score are 84.4%, 83%, and 83.7%, respectively (Sec. 5.1).
- We compare manual tests, two traditional test generation tools (EvoSuite [2] and Randoop [3]), EvoSuiteC3, and an LLM-based tool (ChatUniTest [1]) on 30 JAVA classes with 115 parameters that have readability contexts. Fig. 1 summarizes test inputs for these parameters and reveals that EvoSuiteC3 and ChatUniTest's tests perform closely to manual ones in input readability. Meanwhile, EvoSuite and Randoop largely fail to generate readable string-type inputs (Sec. 5.2). Furthermore, we invite 30 programmers with varied backgrounds to quantify the readability of manual and automated tests. The results show that programmers reach a consensus with C3 (Sec. 5.3).

The rest of this paper is organized as follows. Sec. 2 discusses the related work. Sec. 3 and 4 describe C3 and EvoSuiteC3's system design, respectively. Sec. 5 illustrates our evaluation. Sec. 6 presents the threats to validity. Sec. 7 concludes the whole paper. Sec. 8 provides the data availability.

2 RELATED WORK

In this section, we discuss related studies.

Traditional test generation. This paper uses two traditional test generation tools, Randoop [3] and EvoSuite [2], to represent two methods. The first, random testing [3], [28], [29], [30], generates random test inputs to satisfy coverage criteria or expose faults in the software under test. Its lightweight nature allows for easy testing of large-scale systems, providing a solution to the scalability issues of static methods like model checking and symbolic execution [31], [32]. However, random testing has limitations. While it can cover source lines, the random inputs may lack readability. Our evaluation (Sec. 5) reveals that most string-type inputs generated by Randoop are meaningless (e.g., "hi!"), which can confuse developers. Additionally, random testing without explicit guidance is inefficient in generating high-coverage tests. The second method, search-based testing [2], [5], [25], [33], [34], [35], addresses this by using coverage criteria as fitness functions to guide genetic algorithms in generating test inputs. This approach may produce readable inputs if the optimization of a fitness function requires it (e.g., `name == "Peter"` in a condition statement). However, most readability requirements are not explicitly defined. Consequently, our experiments indicate that EvoSuite's readability is close to Randoop's.

Readability of traditional test generation. Existing studies on the readability of traditional test generation can be divided into two categories. The first focuses on generating test summaries. Daka et al. [12] proposed summarizing a test's covered goals as its name. Panichella et al. [13] suggested a more thorough summary incorporating covered goals, the JAVA class being tested, and additional details to create comments. Roy et al. [14] employed deep learning to name tests and internal variables and create comments. Li et al. [15] proposed an approach to generate test documentation. These summary-based approaches ignore the concrete inputs, which are also regarded as necessary for readability (see Sec. 5.3). The second category applies code readability studies to test readability. Based on Buse and Weimer's research on code readability [36], Daka et al. [17] gathered a dataset of tests along with their human-rated readability, used common code metrics as features (including identifier length, parentheses, test length, and casts), and added extra features for tests (e.g., assertions). They trained a linear regression model to improve the readability of automated unit tests. Grano et al. [37] leveraged the existing code readability model [38] to compare the readability of manual and automated tests. Gregory Gay [16] proposed improving tests' readability by leveraging LLMs to refactor tests, such as dividing a test into small ones and formatting test code to satisfy common code style standards. This paper closely aligns with the studies of Afshan et al. [10] and Deljouyi et al. [22]. Afshan et al. [10] incorporated a statistical language model into search-based test generation to predict the likelihood of the test input occurring in the real world and guide test generation as a secondary fitness function. Deljouyi et al. [22] proposed to leverage end-to-end (E2E) tests to generate understandable unit test inputs since an E2E test simulates a real user to execute an application's entire workflow and may contain understandable inputs. However, this approach requires human effort to write E2E tests. All of the above-mentioned studies ignore the source code, which plays a crucial role in determining the readability of the test code. C3 complements these studies. It mines the readability contexts of the primitive-type parameter from the source code and judges whether a test input is consistent with the context as a readability indicator. Our experiments show that C3 identifies the shortcomings of EvoSuite and Randoop in readability, and EvoSuiteC3 improves EvoSuite's readability.

LLM-based test generation. Large language models (e.g., the GPT series [27]) have demonstrated capabilities across diverse domains, including unit test generation. Tang et al. [40] compared test suites generated by both LLM and EvoSuite in correctness, code coverage, complexity metrics [41], and bug detection. Lemieux et al. [42] suggested using LLMs to overcome plateaus in fitness functions during search-based test generation. AthenaTest [43] employs a pre-trained BART model [44] for test generation, while ChatUniTest [1] is an automated tool that guides LLMs in generating and repairing tests. More studies can be found in the survey paper [45]. Given its ready-to-use nature and ability to continuously guide LLM in generating syntactically correct tests, this paper uses ChatUniTest as a baseline for comparison with EvoSuite and Randoop. Many LLM studies [1], [43], [46] assert that tests generated by LLMs are

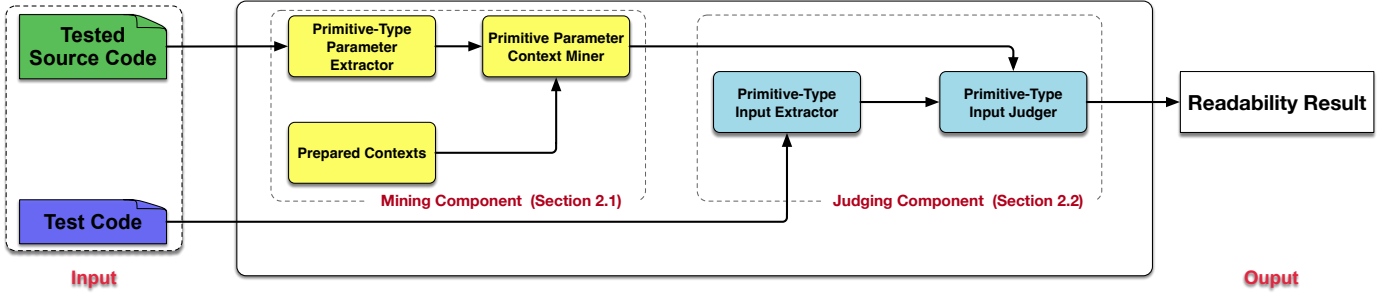


Fig. 2: Overview of Context Consistency Criterion (C3)

TABLE 1: Context Profile

Type	Context Category	Contexts	Judging Method
String	Cyberspace	EMAIL, FILE, PATH, PROGRAM, WEBSITE, URL, NETADDR	LLM + Regex matching
	Geo-Abstract	CITY, ORGANIZATION, COUNTRY, GPE (e.g., "UN"), FAC ("Route 66"), LOCATION	LLM + CoreNLP [39]
	Temporal	DATE ("Sat 26 April"), DURATION ("15 years"), TIMESSET ("Every Monday"), TIME	LLM + CoreNLP
	Number	PERCENT ("20%"), ORDINAL ("first"), CARDINAL ("two")	LLM + CoreNLP
	Personal Identifier	PERSON ("Simon"), NORP ("American")	LLM + CoreNLP
Number	Finance	Money ("2 euros")	LLM + CoreNLP
	Base Formats	BINARY (0b100), HEXADECIMAL (0xfe), OCTAL (007)	Regex matching
	Other Formats	FIXEDLENGTH, LONGNUMBER, SCIENTIFIC (1.2e20f)	Rule + Regex matching

more readable than those produced by traditional tools, a conclusion reached through manual review or developer interviews. Our approach, C3, offers a quantitative metric for measuring test readability automatically. Our experimental results validate their findings that LLMs surpass EvoSuite and Randoop in generating readable tests. We also find that LLMs outperform developers as their tests are readable and achieve higher code coverage than manual tests.

3 CONTEXT CONSISTENCY CRITERION (C3)

This section describes the system design of Context Consistency Criterion (C3). Fig. 2 shows its overview. Without losing any generality, we use JAVA as the target language to introduce C3, while C3 is not tied to any specific language. C3 takes the tested source code (e.g., a JAVA class or a method) and the test code as the input. C3’s framework comprises two components, i.e., the Mining Component and the Judging Component. The Mining Component mines the readability contexts from the tested source code (Sec. 3.1). C3 extracts the primitive-type parameters from the source code. Then, for each parameter, C3 passes its text information (i.e., the source code and comments) to a Large Language Model (LLM) and lets LLM choose a context from a prepared context collection (shown in Table 1). The Judging Component measures the consistency of test inputs with the readability contexts (Sec. 3.2). C3 extracts the primitive-type inputs from the test. Then, it uses various tools (i.e., LLM, NLP tools, and regex matching) to check whether an input satisfies its context as the readability result.

3.1 Mining Component

The first step is to mine the contexts from the code under test. C3 extracts the primitive-type parameters; then, C3 uses each parameter’s text information and the prepared contexts to ask an LLM which context it matches.

Primitive-type parameter extractor. We leverage an open-source JAVA parser [47] to analyze the code and extract its

parameters of primitive types, including `string`, `byte`, `short`, `int`, `long`, `float`, and `double`. Note that (1) the primitive types in this paper include `string` although JAVA regards it as an object type since it is common in nearly all real-world projects and can be initialized by literal values like other primitive types, and (2) we omit `char` and `boolean` since their range of values is small and finite, posing no issues with readability. Besides, for a parameter, we extract its method’s source and comments used to construct LLM’s prompt. Note that we only use the method source code instead of the whole class code, thus significantly reducing the prompt size and decreasing the model’s financial costs.

Prepared contexts. We divide the concrete primitive types into two abstract types, i.e., String (including `string`) and Number (others), and introduce their contexts, respectively. (1) *String*. We use the named entity (a concept from NLP) [39], [48], [49], [50] to prepare contexts for String. Named entity refers to real-world context-aware objects, such as person names and emails. Referencing previous studies [39], [50], we prepare 23 contexts shown in Table 1, which can be grouped into six context categories: Cyberspace (7), Geographic and Abstract Location (6), Temporal (4), Number (not Number type, but Number as String contexts) (3), Personal Identifier (2), and Finance (1). Note that “LOCATION” and “TIME” are two generic contexts. We use them to capture potential contexts in the source code that belong to Geo-Abstract Location and Temporal but do not match any other contexts in these two categories. For example, “restaurant” does not match any specific contexts (e.g., “CITY” and “GPE”) of Geo-Abstract Location but can be captured by “LOCATION”.

(2) *Number*. While named entities serve as String’s contexts, we employ literal formats for Number’s contexts, including base formats (e.g., 0b100, 0xfe) and Scientific Notation (e.g., 1.2e20f). We add two more contexts, “FIXEDLENGTH” and “LONGNUMBER”. The former targets numbers of fixed lengths, such as credit card numbers, while the latter is designed for potentially overly long numbers. Code 3 from our survey questions (Sec. 5.3) provides an example.

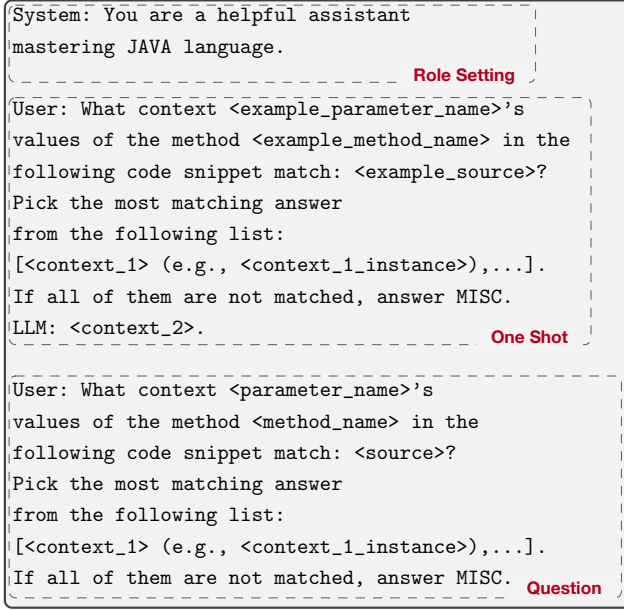


Fig. 3: An example of context mining prompts for LLM

Primitive parameter context miner. Based on a primitive parameter’s text information (the source code and comments) and the prepared contexts, we construct a prompt to ask an LLM which context the parameter matches. The prompt is created by following the few-shot technique [27]. Few-shot means that before asking a question, pass some similar questions and the prepared answers to an LLM in advance. This technique is proven to work well in many fields [27], [51], [52], [53]. Fig. 3 shows our prompt example with one shot for one context category. The first part of Fig. 3 is to set the model role and control its behaviors. The second part is one shot, i.e., a question example with an answer. The third part is the question of interest. The first three placeholders store the parameter name, the method name, and the source code with comments. The following placeholders store each context and its instance (e.g., “PERSON” and “Simon”).

We start illustrating the prompt-constructing process by introducing two parameters for controlling the prompt size. In LLM, a token is a basic unit of text [27], and an LLM has a token limit for a conversation. We use *MaxToken* to represent the token size limit. Then, we use *Remain* to keep the token space for the target question (i.e., the third part of Fig. 3) and LLM’s response. First, we calculate the *RestToken* by $(MaxToken - (Remain + strToken(targetQuestion)))$, where *strToken* computes the number of tokens within a string. Then, we add the role setting message to Messages and update *RestToken*. Next, we iterate to add a shot and update *RestToken* if there is enough token space. Finally, we add the targeting question. For the Number type, we have an extra operation. We observe that an important factor determining a Number parameter’s context is the operators it uses. The `or` method on Code 2 presents an example. The `|` operator denotes that the values of `a` and `b` should be in binary format, i.e., their contexts are “BINARY”. Therefore, we emphasize this factor by appending a sentence to the end of the targeting question, i.e., “The operators involved

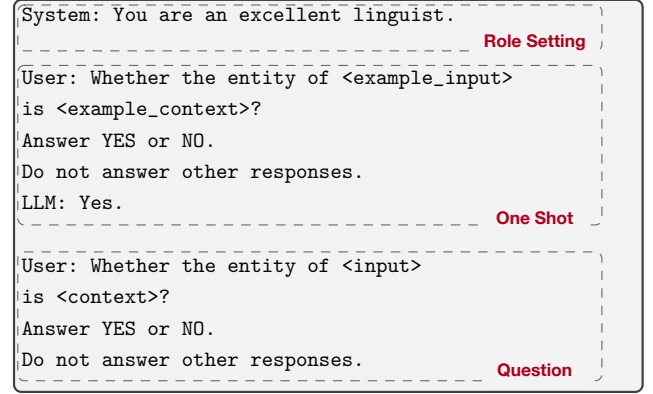


Fig. 4: An example of context matching prompts for LLM

by this parameter are [`op1`, ...]”. Meanwhile, two tests identical for compilers, `test1` and `test2`, vary in readability: The second is more readable since its inputs match the contexts.

```
1 // method under test
2 int or(int a, int b) { return a | b; }
3 // a test satisfying traditional criteria like line coverage
4 void test1() { assert 7 == or(4, 3); }
5 // a more readable test
6 void test2() { assert 0b111 == or(0b100, 0b011); }
```

Code 2: An `or` method with two tests differing in number formats

After generating messages, we pass them to LLM to get the result, which could be a concrete context or MISC. MISC means that LLM regards that no context matches this parameter.

3.2 Judging Component

The Judging Component accepts parameters with contexts and a test as the inputs. For each parameter, it judges whether the test has an input passed to it and matches its context. We utilize various tools to judge the context matching, including LLM, arbitrary NLP tool (this paper uses CoreNLP [39]), and regex matching. We first introduce each of them. Then, we describe combining them to complete the judging process.

Tools.

(1) *LLM*. Fig. 4 shows an example of asking LLM to check whether an input matches the context. We prepare a shot for each context category like in the Mining Component (see Sec. 3.1). The prompt-constructing process is similar to the process of constructing mining prompts, too.

(2) *CoreNLP*. Traditional NLP tools (e.g., CoreNLP) can verify the consistency of a character string to the context. CoreNLP supports all context categories of String [39], except Cyberspace (see Table 1). Its advantage over LLM is that it is financially cost-free.

(3) *Regex matching*. Regex matching works for String’s Cyberspace and Number’s all categories. For example, we can use “`^0[bB][01]+$`” to check whether a number is binary.

Primitive-type input extractor. We use a JAVA parser [47] to extract the test’s inputs whose parameter has a context. Then, we run the judge on each input. Note that we only take three input types into account: the literal values, the primitive-type variables defined with a literal in the

test method, and the test’s final static fields. This choice ignores many input sources, such as another class’s field. However, according to our survey (see Sec. 5.3), programmers prefer straightforward test statements. For example, pass-by-value is preferable to other ways when calling the method under test. Hence, this choice has a tiny impact on readability judgment.

Primitive-type input judger. We use different tool combinations for context categories (shown in Table 1’s last column). (1) *LLM + Regex matching*. We use this combination to check String’s Cyberspace category (see Table 1). Regex matching is enough to check whether an input is valid for these contexts (e.g., “EMAIL”). However, in realistic development, programmers may use an invalid but readable input, such as “testEmail” for “EMAIL”. Hence, we complement LLM to make the judge results more elastic than they are judged by regex matching only. We regard an input as readable as long as one tool gives a positive result.

(2) *LLM + CoreNLP*. This combination checks all other String’s categories. Like the previous combination, an input is readable if at least one tool says yes, reducing the risk of ignored readable inputs.

(3) *Regex matching*. We use regex matching to check Number’s Base Formats, such as “ $\wedge[01][01]+\$$ ” for “BINARY”.

(4) *Rule + Regex matching*. This combination checks Number’s Other Formats. Before leveraging regex matching, we add a parameter called *BearableLength* (this paper set it to 9). For this category, if an input’s length is shorter than *BearableLength*, we regard it as readable. Otherwise, we use regex matching to check the inputs: the requirement for “LONGNUMBER” is that an underscore must appear after at most every three consecutive digits (e.g., 11_321_22_745); for “FIXEDLENGTH”, the requirement is that an underscore must exist and appear after a fixed number of consecutive digits (e.g., 1111_1111_1111_1111); for “SCIENTIFIC”, we checks whether the input contains an e or E. We assume the test code is grammatically correct, so as long as a number contains such symbols, it satisfies “SCIENTIFIC”.

4 EVOSUITE ENHANCED BY C3 (EVOSUITEC3)

The readability contexts mined by the Mining Component of C3 (Sec. 3.1) can not only be used by C3’s Judging Component (Sec. 3.2) to judge tests but also can help automated tools generate tests better in readability. In this paper, we propose EvoSuiteC3, i.e., EvoSuite [2] enhanced by C3. Fig. 5 shows its overview. EvoSuite is a search-based test generation tool. It formulates coverage metrics (e.g., Branch Coverage and Weak Mutation [54], [55]) as fitness functions and uses them to guide genetic algorithms [5], [25], [34] to evolve tests until all fitness functions reach optimum or the search budget is out. To enhance EvoSuite, we take different strategies for string and number contexts: For each string context, we provide a group of string seeds (e.g., “Beijing” and “London” for “CITY”) for EvoSuite. These seeds can be randomly selected by EvoSuite to be directly inserted into tests. Secondly, we provide extra fitness functions to guide EvoSuite’s genetic algorithm so that it can generate tests with string values satisfying contexts. Unlike string contexts, number contexts focus on the numbers’ formats instead of values. Hence, we modify the formats of numbers according to contexts

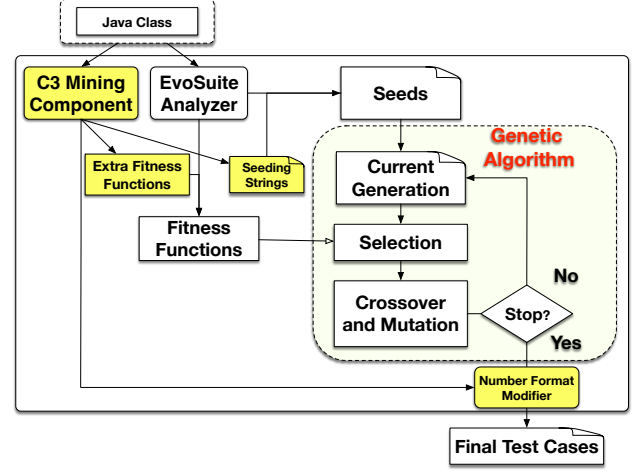


Fig. 5: Overview of EvoSuiteC3

after generating tests without any operations in the test generation process.

To demonstrate the fitness function for string contexts, we first introduce several auxiliary functions: *getSeeds(context)* gets prepared string seeds by a specific context. *isSatisfy(value, context)* checks whether a string value satisfies a specific context by invoking C3’s Judging Component (Sec. 3.2). It returns 1 if the value satisfies the context; otherwise, it returns 0. Note that EvoSuiteC3 forces C3 to only use the regex matcher and CoreNLP without LLM for judging (see Sec. 3.2) so that EvoSuiteC3 does not waste EvoSuite’s time budget due to network calls and avoids model costs. *stringDistance(value1, value2)* measures the distance (ranging from 0 to 1) between two string values. It returns 0 if they are identical. We use Jaro-Winkler Distance [56] to implement this function.

Based on these auxiliary functions, we define the readability fitness function $f_{c3}(value, context)$ as follows:

$$\begin{cases} 0 & \text{if } isSatisfy(value, context) = 1, \\ minDistance(value, context) & \text{otherwise,} \end{cases}$$

where $minDistance(value, context)$ is a function defined as $\min \{stringDistance(value, v) | v \in getSeeds(context)\}$.

Besides, a method may have multiple parameters with a context (e.g., the constructor in Code 1). To guide EvoSuite in generating a method invocation satisfying multiple contexts, we define an extra fitness function $f_{c3invo}(invocation)$ as:

$$\max \{f_{c3}(v, c) | (v, c) \in getVCPairs(invocation)\},$$

where *getVCPairs* returns an invocation’s all value-context pairs. This function returns 0 only if all contexts are satisfied.

Based on the above definitions, EvoSuiteC3 extracts all f_{c3} and f_{c3invo} functions for parameters with contexts and methods containing such parameters from the JAVA class under test. It combines them with the existing fitness functions of EvoSuite to guide test generation.

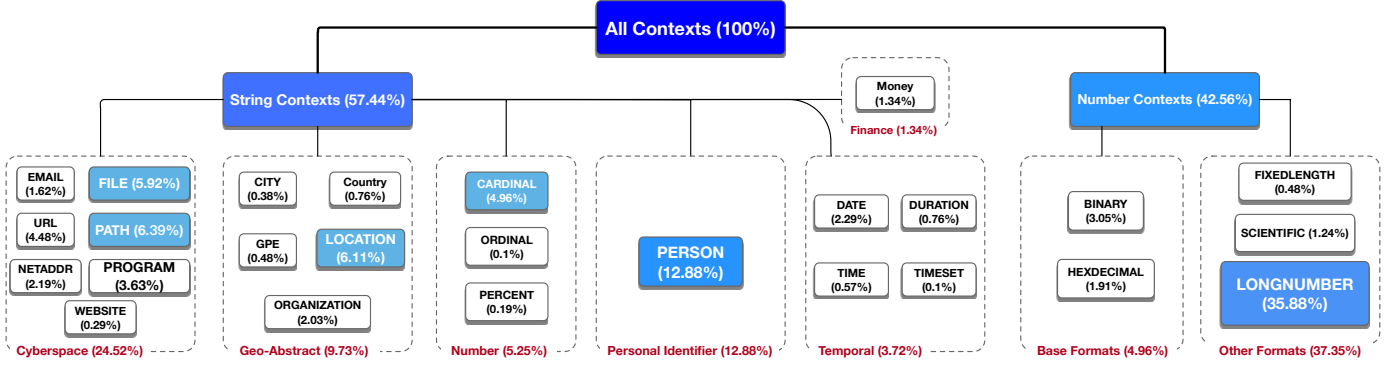


Fig. 6: Readability contexts' proportion

5 EVALUATION

The evaluation mainly assesses C3's performance, i.e., false positive and negative rates, in mining readability contexts from real projects. Additionally, we aim to explore the differences between manual and automated tests under C3 measurement. Moreover, we investigate whether programmers agree with C3. The research questions are as follows:

- RQ1:** What are the false positive and negative rates of C3?
- RQ2:** What differentiates manual from automated tests in C3 measurement?
- RQ3:** Whether programmers agree with C3?

5.1 RQ1: C3's Performance

This RQ aims to answer what the false positive and negative rates of C3 are.

5.1.1 Methodology

(1) *Subjects.* Table 2 presents the real projects used in this RQ. These projects come from two sources: (1) We select 254 classes from 100 projects within the DynaMOSA benchmark [5], [57]; (2) To enrich the project diversity and obtain more classes with manual tests for subsequent RQs, we add 155 classes from seven open-source projects, namely, Airsonic [58], BroadleafCommerce [59], GoogleMapService [60], OpenMRS [61], OpenRefine [62], PetClinic [63], and Shopizer [64]. In summary, these classes contain 4485 primitive-type parameters.

(2) *Procedure.* We employ GPT-4-Turbo [65] to run with C3's mining component (Sec. 3.1). Specifically, C3 uses GPT-4-Turbo to analyze every primitive-type parameter and further extract readability contexts. The default GPT-4-Turbo settings are used when invoking its APIs. Two parameters' concrete values of C3's mining component (see Sec. 3.1) are 4096 (*MaxToken*) and 20 (*Remain*). Although multiple executions of this procedure could mitigate the effects of the LLM's randomness, C3 only uses the result of one run due to model financial costs. Then, we conduct a manual review of C3's results. Following the previous study [66], two authors independently examined each parameter, its associated JAVA source code, and comments to check whether the readability context is correct (True Positive), wrong (False Positive), or missed (False Negative). They then compared the label results and found a few differences. In the end, they discussed and resolved the differences. Note that a context

may be both False Positive and False Negative, as C3 might incorrectly assign a context to a parameter with a correct readability context. In such instances, they only label these cases as False Positive.

(3) *Data analysis.* Firstly, we summarize the results as a Confusion Matrix [67]. Secondly, we calculate the Precision, Recall, and F1-Score [67]. Thirdly, we group C3's results by project categories to show the distribution of readability contexts. Finally, we compute the proportion of each context type.

5.1.2 Results

TABLE 2: JAVA projects used in our study group by category.

Category	Projects	Classes
Frameworks and Libraries	48	173
Utilities and Tools	40	103
Content Management Systems	13	125
Games and Entertainment	6	8
Total	107	409

TABLE 3: C3 accuracy summary: 240 parameters

	C3 Positive	C3 Negative
Actual Positive	864	177
Actual Negative	160	3284

TABLE 4: Readability contexts group by project category

Category	Primitive-Type Parameters	
	With contexts	Total
Frameworks and Libraries	604 (21.3%)	2832
Utilities and Tools	212 (25.9%)	820
Content Management Systems	226 (28.1%)	804
Games and Entertainment	6 (20.7%)	29
Total	1048 (23.4%)	4485

(1) *Confusion Matrix.* Table 3 shows the True Positives (TPs), False Positives (FPs), True Negatives (TNs), and False Negatives (FNs).

(2) *Metrics.*

$$Precision = \frac{TP}{TP + FP} = \frac{864}{864 + 160} = 84.4\%. \quad (1)$$

$$Recall = \frac{TP}{TP + FN} = \frac{864}{864 + 177} = 83\%. \quad (2)$$

$$F1 = 2 \times \frac{Precision \times Recall}{Precision + Recall} = 2 \times \frac{84.4\% \times 83\%}{84.4\% + 83\%} = 83.7\%. \quad (3)$$

TABLE 5: Projects used in RQ2-4

Project	Category	Classes	Contexts			True Positive Contexts		
			Total	String	Number	Total	String	Number
Airsonic [58]	Utilities and Tools	9	42	26	16	37	21	16
GoogleMapService [60]	Frameworks and Libraries	6	20	20	0	19	19	0
OpenMRS [61]	Content Management Systems	3	31	31	0	26	26	0
Shopizer [64]	Content Management Systems	8	20	19	1	19	18	1
Twitter4J [5]	Frameworks and Libraries	4	15	8	7	14	7	7
Total	-	30	128	104	24	115	91	24

(3) *Context distribution.* After manually checking C3’s results, we confirmed that 1048 (23.4%) out of 4485 primitive-type parameters have readability contexts. Table 4 presents the distribution of readability contexts across each group.

(4) *Context proportion.* Fig. 6 shows the proportions of 1048 parameters’ readability contexts. Overall, string-type readability contexts constitute 57.44%, while number-type contexts represent 42.56%. The leading two context categories are “Other Formats” (37.35%) and “Cyberspace” (24.52%). The top six contexts are “LONGNUMBER” (35.88%), “PERSON” (12.88%), “PATH” (6.39%), “LOCATION” (6.11%), “FILE” (5.92%) and “CARDINAL” (4.96%).

5.1.3 Discussion

Table 4 shows that all project categories have a similar proportion of readability contexts (20% to 30%). Second, “LONGNUMBER” (35.88%) is the most common context. After a manual review, we find that GPT-4-Turbo tends to associate a parameter with “LONGNUMBER” if its name ends with “id” (e.g., “id” and “userId”) and concrete type is `Long`. GPT-4-Turbo might do this because such parameters are typically used for large-value database keys. Meanwhile, such parameters are common in data-manipulating projects, leading to a high proportion of this context.

The statistical data shows C3’s ability to correctly identify positive instances while minimizing false positive cases. There are still 177 FNs and 160 FPs. We classify the analyzed reasons as follows.

(1) *LLM’s randomness.* We find 154 (87%) FNs and 49 (31%) FPs whose projects contain many parameters with similar names, comments, and meanings that are accurately annotated with context, except for them. We assume this is due to LLM’s randomness, which could be mitigated by calling LLM multiple times. We randomly select 30 cases as a sample. After calling LLM three times, 20’s readability contexts can be correctly extracted at least one time. After calling LLM five times, the correct cases increase to 24.

(2) *LLM’s insufficient understanding.* We find that 28 (13%) FNs and 102 (64%) FPs are due to LLM’s insufficient understanding. The first example is a class `Playlist` from Airsonic [58], which stores music playlists. Its one parameter, `name` (the playlist’s name), is wrongly recognized as “PERSON”. The second instance is a class `Billing` from Shopizer [64]. Its parameter, `state` that could be tagged as “COUNTRY”, is missed by GPT-4-Turbo. We assume that these cases are due to LLM’s insufficient understanding, which could be solved by the LLM with better understanding in the future. On the other hand, our mine-context task can be used as a benchmark to compare different LLMs.

Another issue undermining C3 is that our contexts are incomplete. One example is a class `Location` from Open-

MRS [61]. Its one string parameter, `postalCode` is not recognized since we do not define “POSTCODE” context (see Sec. 3.1). We do not count these instances as FN, as they fall outside C3’s contexts and exceed its capabilities. To cope with this issue, we allow C3’s users to integrate new contexts into C3 by providing their names, descriptions, and some examples for LLMs (see Sec. 3.1).

Answer to RQ1

In a sample of 4485 primitive-type parameters, C3 detects 1024 ones with readability contexts. After a manual review process, we confirm that its Precision, Recall, and F1-Score are 84.4%, 83%, and 83.7%, respectively.

5.2 RQ2: Readability of Manual and Automated Tests

This RQ aims to study the differences between manual and automated tests under C3 measurement.

5.2.1 Methodology

(1) *Subjects.* Table 5 shows this RQ’s subjects, i.e., 30 classes with manual tests whose false positive cases have been identified in RQ1 (see Sec. 5.1). We chose these classes because they have manual tests, and we aim to compare manual and automated tests in this RQ.

(2) *Baselines.* We have five baselines: manual tests, EvoSuite [2], Randoop [3], ChatUniTest [1], and EvoSuiteC3 (Sec. 4). We use EvoSuite and Randoop to represent two traditional test generation techniques, i.e., search-based software testing [2], [5], [25], [34], [35] and random software testing [3], [28], [29], [30]. We use ChatUniTest to represent LLM-based test generation [1], [43], [45] since it is ready-to-use and can continuously guide LLM to generate syntactically correct tests. EvoSuiteC3 is EvoSuite enhanced by C3 (see Sec. 4).

(3) *Test generation procedure.* For EvoSuite, Randoop, and EvoSuiteC3, we use their default settings to run on each class for producing tests. Due to their randomness, we repeat the procedure for 30 rounds, and each round’s time budget is two minutes. Besides, we pass all contexts, including false positive ones mined by C3 (Table 5), to EvoSuiteC3. For ChatUniTest, we adopt the authors’ settings [1]. For example, the test number for each method under test (MUT) is six, and the LLM is GPT-3.5-Turbo [65]. The only difference is that we use at most ten rounds of calling GPT-3.5-Turbo to generate and repair a test instead of six rounds to obtain more syntactically correct tests. Although GPT-3.5-Turbo also has randomness, we only execute the routine once due to financial costs.

(4) *C3 measurement procedure.* After the test generation procedure, we employ C3’s judging component (see Sec. 3.2)

TABLE 6: Judge summary group by project with true positive contexts (Text marked with blue background when Read.% >70%)

Project		Manual		ChatUniTest		EvoSuite		Randoop		EvoSuiteC3	
		Cover. (%)	Read. (%)	Cover. (%)	Read. (%)	Cover. (%)	Read. (%)	Cover. (%)	Read. (%)	Cover. (%)	Read. (%)
Airsonic	string number	15 (71%)	8 (53%)	21 (100%)	17 (81%)	19 (90%)	1 (5%)	19 (90%)	4 (21%)	21 (100%)	20 (95%)
		10 (62%)	9 (90%)	15 (94%)	15 (100%)	11 (69%)	11 (100%)	8 (50%)	8 (100%)	10 (62%)	10 (100%)
GoogleMap Service	string number	12 (63%)	10 (83%)	17 (89%)	9 (53%)	16 (84%)	2 (12%)	16 (84%)	0 (0%)	17 (89%)	13 (76%)
		-	-	-	-	-	-	-	-	-	-
OpenMRS	string number	0 (0%)	-	26 (100%)	25 (96%)	26 (100%)	2 (8%)	20 (77%)	1 (5%)	26 (100%)	22 (85%)
		-	-	-	-	-	-	-	-	-	-
Shopizer	string number	13 (72%)	9 (69%)	18 (100%)	17 (94%)	18 (100%)	0 (0%)	18 (100%)	1 (6%)	18 (100%)	18 (100%)
		0 (0%)	-	0 (0%)	-	0 (0%)	-	0 (0%)	-	0 (0%)	-
Twitter4J	string number	4 (57%)	3 (75%)	7 (100%)	6 (86%)	5 (71%)	2 (40%)	5 (71%)	0 (0%)	5 (71%)	5 (100%)
		2 (29%)	2 (100%)	6 (86%)	6 (100%)	6 (86%)	6 (100%)	7 (100%)	7 (100%)	7 (100%)	7 (100%)
Total	string number	44 (48%)	30 (68%)	89 (98%)	74 (83%)	84 (92%)	7 (8%)	78 (86%)	6 (8%)	87 (96%)	78 (90%)
		12 (50%)	11 (92%)	21 (88%)	21 (100%)	17 (71%)	17 (100%)	15 (62%)	15 (100%)	17 (71%)	17 (100%)

TABLE 7: Judge summary group by project with all string contexts

Project		Manual		ChatUniTest		EvoSuite		Randoop		EvoSuiteC3	
		Cover. (%)	Read. (%)	Cover. (%)	Read. (%)	Cover. (%)	Read. (%)	Cover. (%)	Read. (%)	Cover. (%)	Read. (%)
Total	string	50 (48%)	31 (62%)	102 (98%)	76 (75%)	96 (92%)	7 (7%)	90 (87%)	6 (7%)	100 (96%)	91 (91%)

TABLE 8: Average judge summary of all tests from EvoSuite, Randoop, and EvoSuiteC3 with true positive contexts

Project		EvoSuite		Randoop		EvoSuiteC3	
		Cover. (%)	Read. (%)	Cover. (%)	Read. (%)	Cover. (%)	Read. (%)
Airsonic	string number	20.25 (96%)	3.54 (17%)	20.9 (100%)	5.67 (27%)	21.0 (100%)	20.15 (96%)
		9.7 (61%)	9.65 (99%)	8.43 (53%)	8.4 (100%)	9.92 (62%)	9.92 (100%)
GoogleMapService	string number	15.36 (81%)	0.69 (4%)	13.47 (71%)	0.23 (2%)	16.28 (86%)	10.77 (66%)
		-	-	-	-	-	-
OpenMRS	string number	25.5 (98%)	1.83 (7%)	22.37 (86%)	1.4 (6%)	26.0 (100%)	23.33 (90%)
		-	-	-	-	-	-
Shopizer	string number	17.94 (100%)	1.84 (10%)	18.0 (100%)	1.5 (8%)	18.0 (100%)	17.8 (99%)
		0.0 (0%)	-	0.0 (0%)	-	0.0 (0%)	-
Twitter4J	string number	5.0 (71%)	3.13 (63%)	5.97 (85%)	3.53 (59%)	5.0 (71%)	4.97 (99%)
		6.43 (92%)	6.43 (100%)	6.53 (93%)	6.53 (100%)	6.43 (92%)	6.43 (100%)
Total	string number	84.05 (92%)	11.03 (13%)	80.71 (88%)	12.33 (15%)	86.28 (94%)	77.02 (89%)
		16.13 (67%)	16.08 (99%)	14.96 (62%)	14.93 (99%)	16.35 (68%)	16.35 (100%)

to evaluate all tests. We execute C3 with GPT-4-Turbo on both manual and automated tests produced by ChatUniTest. Likewise, we utilize GPT-4-Turbo for the first round of tests generated by EvoSuite, Randoop, and EvoSuiteC3. However, considering the substantial model financial costs brought by the tests of 30 rounds, we use GPT-3.5-Turbo to run with C3 for them.

(5) *Data analysis.* We calculate two metrics for both manual and automated tests generated by ChatUniTest, as well as the first round of EvoSuite and Randoop tests: the number of covered parameters (i.e., the existence of a test that calls the MUT with an input) and parameters with readable inputs (i.e., the existence of a test that calls the MUT with a **readable** input). Additionally, we show the metric data by true positive contexts and all contexts (see Table 5), respectively, to show the effects of false positive cases from C3 on measuring test generation tools. Note that we only show string-type data for all contexts since there are no false positive cases in number-type contexts (see Table 5). Furthermore, we compute the average values of these two metrics across all rounds of tests generated by EvoSuite, Randoop, and EvoSuiteC3 to check whether the randomness affects their performance in generating readable inputs.

5.2.2 Results

(1) *String coverage and readability.* Table 6 presents the performance of five baselines in covered parameters and parameters with readable inputs on 91 true positive string-type contexts. Overall, four automated tools surpass manual tests

in parameter coverage (86% to 98% versus 48%). The readability rates (i.e., the ratio of parameters with readable input to covered parameters) indicate that EvoSuiteC3, ChatUniTest, and manual tests significantly outperform EvoSuite and Randoop in generating readable inputs (90%, 83%, and 68% versus 8% and 8%). Fig. 1 summarizes test inputs of five baselines.

(2) *Number coverage and readability.* Table 6 also presents baselines' performance on 24 number-type contexts. Similarly, four test generation tools (ChatUniTest, EvoSuite, EvoSuiteC3, and Randoop) surpass manual tests in parameter coverage (88%, 71%, 71%, and 62% versus 50%). Their readability rates are close: 92% (manual tests) and 100% (four tools).

(3) *Effects of false positive contexts.* Table 7 shows the results of all string-type contexts (including false positive cases). The parameter coverage delta between all and true positive contexts only exists in Randoop (86% and 87%). The readability deltas range from 1% (EvoSuite and EvoSuiteC3) to 8% (ChatUniTest).

(4) *Thirty rounds.* We run EvoSuite, Randoop, and EvoSuiteC3 30 times to eliminate the randomness. Table 8 shows their average performance. In total, the parameter coverage deltas between one and 30 rounds range from 0% (EvoSuite's string) to 4% (EvoSuite's number). The readability deltas range from 0% (EvoSuiteC3's number) to 7% (Randoop's string).

5.2.3 Discussion

(1) *Parameter coverage.* The parameter coverage figures show that all test generation tools can generate higher code coverage than manual tests, confirming many studies' claims and findings [6], [54].

(2) *String readability.* EvoSuiteC3 and ChatUniTest's tests surpass manual ones regarding string-input readability, while EvoSuite and Randoop almost fail to generate readable string-type inputs.

(3) *Number readability.* All baselines achieve scores near 100% in number readability. This is primarily because all these contexts are "LONGNUMBER", and C3 regards that a number shorter than 9 meets this context's readability (see Sec. 3.2). Meanwhile, such numbers are prevalent in all baseline tests.

(4) *Effects of false positive contexts.* False positive contexts lead to underestimating the string-type readability performance of ChatUniTest and manual tests. The primary reason is that these two baselines perform well in string-type readability, thus making them sensitive to incorrect contexts. However, such contexts have tiny impact on EvoSuite and Randoop, as these tools fail to generate readable string inputs. Therefore, C3, even with false positive contexts, can be utilized to evaluate traditional tools. Besides, since we pass all contexts to EvoSuiteC3, its performance is nearly identical with or without false positive contexts.

(5) *Thirty rounds.* The thirty rounds of data confirm that EvoSuite and Randoop stably lag far behind manual tests, ChatUniTest, and EvoSuiteC3 in generating readable string inputs.

Answer to RQ2

ChatUniTest and EvoSuiteC3's tests surpass manual ones regarding parameter coverage and C3 measurement, while EvoSuite and Randoop almost fail to generate readable string-type inputs.

5.3 RQ3: Programmers' Readability Measurements

Method under test:

```
// source code
```

Test 1:

```
// test code
```

Test 2:

```
// test code
```

Which test is more readable?

☐ Test 1 ☐ Test 2 ☐ No difference

Remarks...

Fig. 7: The question framework of the questionnaire

In this RQ, we aim to determine whether programmers agree with C3's measurement on tests' readability.

5.3.1 Methodology

(1) *Subjects.* From manual and automated tests used in Sec. 5.2, we randomly select ten pairs, each testing the same method and covering identical readability contexts. Each

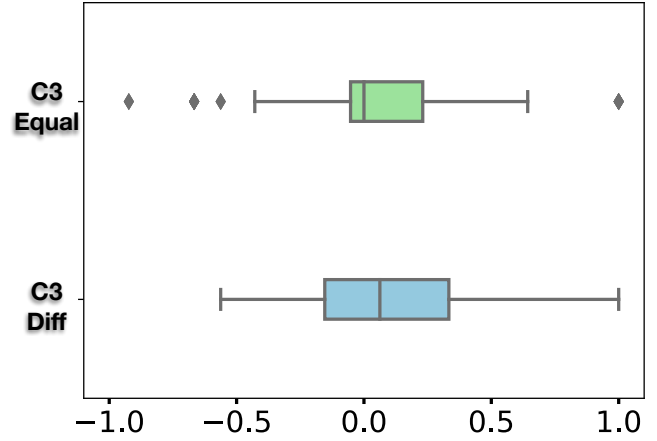


Fig. 8: Participants' Cohen's Kappa coefficients

pair consists of a manual and an automated test. Of these ten pairs, C3 identifies manual tests of five pairs as more readable than automated ones (referred to as C3-Diff pairs). In comparison, the other five pairs are determined to have equivalent readability (C3-Equal pairs).

(2) *Questionnaire.* We arrange these ten pairs into a questionnaire, forming ten questions by applying the question framework depicted in Fig. 7 to each pair of tests. We shuffle a pair's tests to ensure that a manual or an automated test is not always shown in the **Test 1** or **Test 2** of the framework.

(3) *Participants.* Following the previous study [13], we invite 30 participants to answer the questionnaire. Table 9 shows their jobs and programming experiences.

TABLE 9: Participants' jobs and programming experiences

Job	Number	Experience	Number
Developer	17	Over 3 years	27
Graduate Student	11	1 to 3 years	2
Professor	1	Within 1 year	1
Test Engineer	1		

(4) *Data analysis.* After participants finish the questionnaire, firstly, we group the data by C3-Diff and C3-Equal, then decode and count their choices, which include "manual is better", "automated is better", and "no difference". Secondly, for each group, we calculate the Cohen's Kappa coefficient [68], [69], [70] for every two participants to determine their agreement level. The Cohen's Kappa coefficient, ranging from -1 to 1 , measures the agreement between two raters, where 1 means perfect agreement, 0.61 means substantial agreement, and 0 means random agreement [69], [70].

5.3.2 Results

TABLE 10: Participants' choice summary

Group	Manual	Automated	No Diff.	Total
C3-Equal	52	88	10	150
C3-Diff	88	47	15	150

(1) *Choice summary.* Table 10 summarizes participants' choices. When C3 asserts the manual test is more readable, 88 out of 150 instances (58.7%) show agreement, while 47 instances (31.3%) display explicit disagreement.

For the C3-Equal cases, explicit preferences are expressed in $52 + 88 = 140$ instances (93.3%).

(2) *Cohen's Kappa coefficients.* Fig. 8 displays the levels of agreement among participants, grouped by C3-Diff and C3-Equal. The agreement levels for C3-Diff range from -0.563 to 1 , whereas for C3-Equal, they range from -0.923 to 1 . The median values for C3-Diff and C3-Equal are 0.063 and 0 , respectively, while the mean values are 0.118 and 0.067 . For C3-Diff, there are 37 instances reaching substantial agreement (values ≥ 0.61), compared to 23 such instances for C3-Equal.

5.3.3 Discussion

We observe that for C3-Diff pairs, where C3 deems manual tests more readable than automated ones, 103 instances (68.7%) of participants' choices express at least no objection. Moreover, several metrics of Cohen's Kappa coefficients from C3-Diff pairs surpass those from C3-Equal pairs, including the minimum, median, and mean values and substantial agreement count. These findings suggest that when C3 distinguishes readable differences between two tests, programmers are more inclined to reach a consensus and concur with C3. However, 31.3% of choices still disagree with C3 in C3-Diff pairs. Concurrently, the choice summary and Cohen's Kappa coefficients of C3-Equal pairs indicate that programmers' preferences are not uniform. This is because apart from test inputs matching contexts, different programmers emphasize various other factors in readability, which are shown in the programmers' feedback.

Feedback from programmers. After completing the questionnaire, we specifically asked participants about the importance of matching test inputs to contexts for readability and which other factors they emphasize. We categorize their feedback as follows:

(1) *Programmers approve readability context matching.* Most programmers concur that matching test inputs to contexts enhances readability. Twelve participants expressed their dissatisfaction with random and meaningless inputs (generated by EvoSuite and Randoop). One participant stated that the situation deteriorates when a test calls a method with multiple random inputs, as the mapping from values to parameters becomes unidentifiable. The EvoSuite test of Code 1 provides an example.

(2) *Short and explicit tests are preferred.* Beyond input contexts, two hot keywords from programmers discussing test readability are shortness and explicitness. Shortness is a requirement for all test elements, such as variable names, statements, and literals. Explicitness implies that (1) a test should be self-contained, i.e., the overuse of methods other than the MUT is discouraged. This prevents readers from referring to different methods for understanding the test; (2) statements should be straightforward. For instance, pass-by-value is preferable to pass-by-variable when calling the MUT. Code 3 exemplifies this: the manual test violates both principles (too long literals and calling two methods), whereas the automated one adheres to them. Hence, 21 out of 30 programmers preferred the latter, although the manual one satisfies the URL context. However, for the MUT in Code 1 with two parameters requiring readability contexts, 22 out of 30 preferred the manual test to the EvoSuite test, indicating dominating factors vary per scenario.

```
1 // object creation of manual test
2 OEmbed oembed = twitter1.getOEmbed(new OEmbedRequest(240192632003911681L,
    ↪ "http://somesite.com/"));
3 // object creation of automated test
4 OEmbedRequest oEmbedRequest0 = new OEmbedRequest(1784L, "kP");
```

Code 3: Two object creation statements

(3) *Unreadable inputs are necessary.* Two participants mentioned that unreadable inputs are necessary when testing boundary conditions since many defects are triggered by unexpected inputs. This posed a challenge for C3 to measure tests since C3 cannot identify unreadable inputs that are on purpose. Still, our experimental setup avoided this issue: For a context, as long as one input meets the requirement, we assert that context is to be satisfied (see Sec. 5.2).

Answer to RQ3

When C3 identifies readable differences between tests, programmers tend to reach a consensus and agree with it, although C3 alone does not include all readability factors.

6 THREATS TO VALIDITY

Construct Validity. In Sec. 3.1, we use NLP's named entities [39], [48], [49], [50] to construct string type' contexts and number formats to construct number types' contexts, which brings a threat that such named entities are not complete to represent all contexts of real-world projects. We provide an example in Sec. 5.1. Firstly, We plan to extend C3 to mine contexts beyond prepared contexts in the source code automatically. Secondly, in practice, we allow C3's users to integrate new contexts into C3 by providing their names, descriptions, and some examples for LLMs.

Internal Validity. The first threat to internal validity comes from two parameters (*MaxToken* and *Remain*) of C3's Mining Component (Sec. 3.1). We use *MaxToken* to represent the token size limit and *Remain* to keep the token space for LLM's response. With these two parameters, our prompt token size will not exceed the LLM's token limit. In our experiment, we used GPT-3.5/4-turbo, and their token limit was 4096 when we ran our experiment. C3' users need to reset *MaxToken* when their adopted LLM has another token limit. *Remain* is used to remain the token space for LLM's response. C3's expected response should be a small string, i.e., a context name (e.g., "EMAIL" and "PERSON"). Hence, we set *Remain* to a small number (20 in our experiment). However, C3's users also need to adjust this parameter's concrete value when using an LLM with a different string-tokenization algorithm from GPT-3.5/4 since a different tokenization algorithm may lead to a significantly different token size, even for a small string. The second threat to internal validity comes from a parameter (*BearableLength*) of the C3's Judging Component (Sec. 3.2). This parameter is used to control the readable threshold for Number's three contexts (FIXEDLENGTH, LONGNUMBER, and SCIENTIFIC). For these three contexts, when the inputs are not too long (e.g., 12 and 12345), we regard them as readable. Hence, we add the bearable length to filter out such numbers when we apply our judger on the tests. Since many meaningful numbers (e.g., American phone numbers and credit card numbers) usually have at least ten digits, we set the bearable length at 9. The third threat is the randomness of the test generation

tools (ChatUnitTest, EvoSuiteC3, EvoSuite, and Randoop) when comparing their test input readability in Sec. 5.2. To reduce this risk, We repeated running EvoSuiteC3, EvoSuite, and Randoop 30 times on the same JAVA class. However, we only ran ChatUnitTest once because it leveraged GPT-3.5-turbo to generate tests and could bring many financial costs if we repeated running it 30 times. The last threat is due to potential bugs introduced in implementing C3 and EvoSuiteC3. For C3, we manually checked its extracted contexts and confirmed that its Precision, Recall, and F1-Score are 84.4%, 83%, and 83.7%, respectively (see Sec. 5.1). For EvoSuiteC3, we extracted the inputs from its generated tests and manually checked whether these inputs match the contexts. The result confirmed EvoSuite’s readability increase brought by EvoSuiteC3. Fig. 1 demonstrates the comparison between EvoSuiteC3 and EvoSuite.

External Validity. Experimental subjects form a threat. Many classes from the DynaMOSA benchmark [5] are obsolete [35]. Hence, we complement it by adding 155 classes from seven open-source projects (see Sec. 5.1). The choice of LLMs in our evaluation forms another threat since C3’s performance depends on LLMs. Moreover, we implemented C3 in JAVA and evaluated it using JAVA subjects. Hence, our experimental findings are not verified in other programming languages. Nonetheless, the fundamental concepts of C3 are not confined to JAVA.

7 CONCLUSION

This paper proposes the Context Consistency Criterion (C3), an automatic readability measurement tool for primitive-type test input. C3 can mine the readability contexts for primitive-type parameters in the code under test and use these contexts to judge tests’ consistency as a readability metric. Besides, this paper proposes EvoSuiteC3 (i.e., EvoSuite enhanced by C3). Our experimental results show the distribution of readability contexts and confirm C3’s accuracy. Furthermore, while LLM-based test generation and EvoSuiteC3 surpass manual tests under C3 measurement, two traditional tools (Randoop and the original EvoSuite) almost fail to generate readable string-type inputs.

8 DATA AVAILABILITY

C3’s implementation and the experimental data are at <https://doi.org/10.5281/zenodo.13028768>.

REFERENCES

- [1] Y. Chen, Z. Hu, C. Zhi, J. Han, S. Deng, and J. Yin, “Chatunittest: A framework for llm-based test generation,” in *Companion Proceedings of the 32nd ACM International Conference on the Foundations of Software Engineering*, 2024, pp. 572–576.
- [2] G. Fraser and A. Arcuri, “EvoSuite: Automatic test suite generation for object-oriented software,” in *Proceedings of the 19th ACM SIGSOFT symposium and the 13th European conference on Foundations of software engineering*, 2011, p. 416–419.
- [3] C. Pacheco and M. D. Ernst, “Randoop: feedback-directed random testing for java,” in *Companion to the 22nd ACM SIGPLAN conference on Object-oriented programming systems and applications companion*, 2007, pp. 815–816.
- [4] Java Platform, “Uuid introduction,” 2024. [Online]. Available: <https://docs.oracle.com/javase/8/docs/api/java/util/UUID.html>
- [5] A. Panichella, F. M. Kifetew, and P. Tonella, “Automated test case generation as a many-objective optimisation problem with dynamic selection of the targets,” *IEEE Transactions on Software Engineering*, vol. 44, pp. 122–158, 2018.
- [6] S. Wang, N. Shrestha, A. K. Subburaman, J. Wang, M. Wei, and N. Nagappan, “Automatic unit test generation for machine learning libraries: How far are we?” in *Proceedings of the 43rd IEEE/ACM International Conference on Software Engineering*, 2021, pp. 1548–1560.
- [7] J. Zhang, Y. Lou, L. Zhang, D. Hao, L. Zhang, and H. Mei, “Isomorphic regression testing: executing uncovered branches without test augmentation,” in *Proceedings of the 24th ACM SIGSOFT international symposium on foundations of software engineering*, 2016, pp. 883–894.
- [8] A. Salahirad, H. Almulla, and G. Gay, “Choosing the fitness function for the job: Automated generation of test suites that detect real faults,” *Software Testing, Verification and Reliability*, vol. 29, no. 4-5, p. e1701, 2019.
- [9] P. McMinn, P. Stevenson, and M. Harman, “Reducing qualitative human oracle costs associated with automatically generated test data,” in *Proceedings of the First International Workshop on Software Test Output Validation*, 2010, pp. 1–4.
- [10] S. Afshan, P. McMinn, and M. Stevenson, “Evolving readable string test inputs using a natural language model to reduce human oracle cost,” in *Proceedings of the Sixth IEEE International Conference on Software Testing, Verification and Validation*, 2013, pp. 352–361.
- [11] E. T. Barr, M. Harman, P. McMinn, M. Shahbaz, and S. Yoo, “The oracle problem in software testing: A survey,” *IEEE Transactions on Software Engineering*, vol. 41, no. 5, pp. 507–525, 2014.
- [12] E. Daka, J. M. Rojas, and G. Fraser, “Generating unit tests with descriptive names or: Would you name your children thing1 and thing2?” in *Proceedings of the 26th ACM SIGSOFT International Symposium on Software Testing and Analysis*, 2017, pp. 57–67.
- [13] S. Panichella, A. Panichella, M. Beller, A. Zaidman, and H. C. Gall, “The impact of test case summaries on bug fixing performance: An empirical investigation,” in *Proceedings of the 38th international conference on software engineering*, 2016, pp. 547–558.
- [14] D. Roy, Z. Zhang, M. Ma, V. Arnaoudova, A. Panichella, S. Panichella, D. Gonzalez, and M. Mirakhorli, “DeepTC-enhancer: Improving the readability of automatically generated tests,” in *Proceedings of the 35th IEEE/ACM International Conference on Automated Software Engineering*, 2020, pp. 287–298.
- [15] B. Li, C. Vendome, M. Linares-Vásquez, D. Poshyvanyk, and N. A. Kraft, “Automatically documenting unit test cases,” in *2016 IEEE international conference on software testing, verification and validation*, 2016, pp. 341–352.
- [16] G. Gay, “Improving the readability of generated tests using gpt-4 and chatgpt code interpreter,” in *International Symposium on Search Based Software Engineering*. Springer, 2023, pp. 140–146.
- [17] E. Daka, J. Campos, G. Fraser, J. Dorn, and W. Weimer, “Modeling readability to improve unit tests,” in *Proceedings of the 2015 10th Joint Meeting on Foundations of Software Engineering*, 2015, pp. 107–118.
- [18] A. Alsharif, G. M. Kapfhammer, and P. McMinn, “What factors make sql test cases understandable for testers? a human study of automated test data generation techniques,” in *Proceedings of the 35th IEEE International Conference on Software Maintenance and Evolution*, 2019, pp. 437–448.
- [19] M. M. Almasi, H. Hemmati, G. Fraser, A. Arcuri, and J. Benfelds, “An industrial evaluation of unit test generation: Finding real faults in a financial application,” in *Proceedings of the 39th IEEE/ACM International Conference on Software Engineering: Software Engineering in Practice Track*, 2017, pp. 263–272.
- [20] D. Winkler, P. Urbanke, and R. Ramler, “Investigating the readability of test code,” *Empirical Software Engineering*, vol. 29, no. 2, p. 53, 2024.
- [21] Online, “A constructor method from airsonic: A free, web-based media streamer,” 2024. [Online]. Available: <https://tinyurl.com/5d2fnc4w>
- [22] A. Deljouyi and A. Zaidman, “Generating understandable unit tests through end-to-end test scenario carving,” in *2023 IEEE 23rd International Working Conference on Source Code Analysis and Manipulation*. IEEE, 2023, pp. 107–118.
- [23] M. Leotta, H. Z. Yousaf, F. Ricca, and B. Garcia, “Ai-generated test scripts for web e2e testing with chatgpt and copilot: A preliminary study,” in *Proceedings of the 28th International Conference on Evaluation and Assessment in Software Engineering*, 2024, pp. 339–344.

- [24] C. Augusto, "Efficient test execution in end to end testing: Resource optimization in end to end testing through a smart resource characterization and orchestration," in *Proceedings of the ACM/IEEE 42nd International Conference on Software Engineering: Companion Proceedings*, 2020, pp. 152–154.
- [25] G. Fraser and A. Arcuri, "Whole test suite generation," *IEEE Transactions on Software Engineering*, vol. 39, no. 2, pp. 276–291, 2013.
- [26] F. E. Allen and J. Cocke, "A program data flow analysis procedure," *Communications of the ACM*, vol. 19, no. 3, p. 137, 1976.
- [27] T. Brown, B. Mann, N. Ryder, M. Subbiah, J. D. Kaplan, P. Dhariwal, A. Neelakantan, P. Shyam, G. Sastry, A. Askell et al., "Language models are few-shot learners," *Advances in neural information processing systems*, vol. 33, pp. 1877–1901, 2020.
- [28] C. Pacheco, S. K. Lahiri, M. D. Ernst, and T. Ball, "Feedback-directed random test generation," in *Proceedings of the IEEE/ACM 29th International Conference on Software Engineering*, 2007, pp. 75–84.
- [29] C. Pacheco and M. D. Ernst, "Eclat: Automatic generation and classification of test inputs," in *Proceedings of the 19th European Conference on Object-Oriented Programming*. Springer, 2005, pp. 504–527.
- [30] J. H. Andrews, T. Menzies, and F. C. Li, "Genetic algorithms for randomized unit testing," *IEEE Transactions on software engineering*, vol. 37, no. 1, pp. 80–94, 2011.
- [31] K. Havelund and T. Pressburger, "Model checking java programs using java pathfinder," *International Journal on Software Tools for Technology Transfer*, vol. 2, pp. 366–381, 2000.
- [32] P. Braione, G. Denaro, and M. Pezzè, "Jbse: A symbolic executor for java programs with complex heap inputs," in *Proceedings of the 24th ACM SIGSOFT International Symposium on Foundations of Software Engineering*, 2016, pp. 1018–1022.
- [33] P. Tonella, "Evolutionary testing of classes," in *Proceedings of the 2004 ACM SIGSOFT international symposium on Software testing and analysis*, 2004, p. 119–128.
- [34] A. Panichella, F. M. Kifetew, and P. Tonella, "Reformulating branch coverage as a many-objective optimization problem," in *Proceedings of the 8th IEEE international conference on software testing, verification and validation*, 2015, pp. 1–10.
- [35] Y. Lin, Y. S. Ong, J. Sun, G. Fraser, and J. S. Dong, "Graph-based seed object synthesis for search-based unit testing," in *Proceedings of the 29th ACM Joint Meeting on European Software Engineering Conference and Symposium on the Foundations of Software Engineering*, 2021, p. 1068–1080.
- [36] R. P. Buse and W. R. Weimer, "Learning a metric for code readability," *IEEE Transactions on software engineering*, vol. 36, no. 4, pp. 546–558, 2009.
- [37] G. Grano, S. Scalabrino, H. C. Gall, and R. Oliveto, "An empirical investigation on the readability of manual and generated test cases," in *Proceedings of the 26th Conference on Program Comprehension*, no. 4, 2018, p. 348–351.
- [38] S. Scalabrino, M. Linares-Vásquez, D. Poshvanyk, and R. Oliveto, "Improving code readability models with textual features," in *2016 IEEE 24th International Conference on Program Comprehension*, 2016, pp. 1–10.
- [39] C. D. Manning, M. Surdeanu, J. Bauer, J. R. Finkel, S. Bethard, and D. McClosky, "The stanford corenlp natural language processing toolkit," in *Proceedings of 52nd annual meeting of the association for computational linguistics: system demonstrations*, 2014, pp. 55–60.
- [40] Y. Tang, Z. Liu, Z. Zhou, and X. Luo, "Chatgpt vs sbst: A comparative assessment of unit test suite generation," *IEEE Transactions on Software Engineering*, 2024.
- [41] C. E. C. Dantas and M. A. Maia, "Readability and understandability scores for snippet assessment: an exploratory study," *arXiv preprint arXiv:2108.09181*, 2021.
- [42] C. Lemieux, J. P. Inala, S. K. Lahiri, and S. Sen, "Codamosa: Escaping coverage plateaus in test generation with pre-trained large language models," in *Proceedings of the 45th IEEE/ACM International Conference on Software Engineering*, 2023.
- [43] M. Tufano, D. Drain, A. Svyatkovskiy, S. K. Deng, and N. Sundaresan, "Unit test case generation with transformers and focal context," *arXiv preprint arXiv:2009.05617*, 2020.
- [44] M. Lewis, Y. Liu, N. Goyal, M. Ghazvininejad, A. Mohamed, O. Levy, V. Stoyanov, and L. Zettlemoyer, "BART: Denoising sequence-to-sequence pre-training for natural language generation, translation, and comprehension," in *Proceedings of the 58th Annual Meeting of the Association for Computational Linguistics*. Online: ACL, 2020, pp. 7871–7880.
- [45] J. Wang, Y. Huang, C. Chen, Z. Liu, S. Wang, and Q. Wang, "Software testing with large language models: Survey, landscape, and vision," *IEEE Transactions on Software Engineering*, 2024.
- [46] Z. Yuan, M. Liu, S. Ding, K. Wang, Y. Chen, X. Peng, and Y. Lou, "Evaluating and improving chatgpt for unit test generation," *Proceedings of the ACM on Software Engineering*, vol. 1, no. FSE, pp. 1703–1726, 2024.
- [47] Online, "Javaparser: A java 1.0 - java 18 parser," 2024. [Online]. Available: <http://tinyurl.com/5n7h2pnb>
- [48] E. T. K. Sang and F. De Meulder, "Introduction to the conll-2003 shared task: Language-independent named entity recognition," in *Proceedings of the Seventh Conference on Natural Language Learning at HLT-NAACL 2003*, 2003, pp. 142–147.
- [49] A. Ritter, S. Clark, O. Etzioni et al., "Named entity recognition in tweets: an experimental study," in *Proceedings of the 2011 conference on empirical methods in natural language processing*, 2011, pp. 1524–1534.
- [50] S. Wang, X. Sun, X. Li, R. Ouyang, F. Wu, T. Zhang, J. Li, and G. Wang, "Gpt-ner: Named entity recognition via large language models," *arXiv preprint arXiv:2304.10428*, 2023.
- [51] T. Ahmed and P. Devanbu, "Few-shot training llms for project-specific code-summarization," in *Proceedings of the 37th IEEE/ACM International Conference on Automated Software Engineering*, 2022, pp. 1–5.
- [52] —, "Better patching using llm prompting, via self-consistency," in *Proceedings of the 38th IEEE/ACM International Conference on Automated Software Engineering*, 2023, pp. 1742–1746.
- [53] X. Liu, D. McDuff, G. Kovacs, I. Galatzer-Levy, J. Sunshine, J. Zhan, M.-Z. Poh, S. Liao, P. Di Achille, and S. Patel, "Large language models are few-shot health learners," *arXiv preprint arXiv:2305.15525*, 2023.
- [54] J. M. Rojas, J. Campos, M. Vivanti, G. Fraser, and A. Arcuri, "Combining multiple coverage criteria in search-based unit test generation," in *Search-Based Software Engineering*, M. Barros and Y. Labiche, Eds., 2015, pp. 93–108.
- [55] G. Fraser and A. Arcuri, "Achieving scalable mutation-based generation of whole test suites," *Empirical Software Engineering*, vol. 20, no. 3, p. 783–812, 2015.
- [56] W. E. Winkler, "String comparator metrics and enhanced decision rules in the fellegi-sunter model of record linkage." 1990.
- [57] J. Campos, Y. Ge, N. Albulian, G. Fraser, M. Eler, and A. Arcuri, "An empirical evaluation of evolutionary algorithms for unit test suite generation," *Information and Software Technology*, vol. 104, pp. 207–235, 2018.
- [58] Online, "Airsonic: A free, web-based media streamer," 2024. [Online]. Available: <https://tinyurl.com/4ye4xsmn>
- [59] —, "Broadleafcommerce: An e-commerce framework," 2024. [Online]. Available: <https://tinyurl.com/3j2345sb>
- [60] —, "Googlemapservic: Client for google maps," 2024. [Online]. Available: <http://tinyurl.com/y99bzygc>
- [61] —, "Openmrs: A patient-based medical record system," 2024. [Online]. Available: <https://tinyurl.com/mrxr69s2>
- [62] —, "Openrefine: A data manipulator," 2024. [Online]. Available: <https://tinyurl.com/4xev45tz>
- [63] —, "Petclinic: A spring sample application," 2024. [Online]. Available: <https://tinyurl.com/5d9amebv>
- [64] —, "Shopizer: An e-commerce software," 2024. [Online]. Available: <https://tinyurl.com/33z3sdvs>
- [65] OpenAI, "Gpt series," 2024. [Online]. Available: <https://tinyurl.com/vcfzar2f>
- [66] D. Wang, S. Li, G. Xiao, Y. Liu, and Y. Sui, "An exploratory study of autopilot software bugs in unmanned aerial vehicles," in *Proceedings of the 29th ACM joint meeting on European software engineering conference and symposium on the foundations of software engineering*, 2021, pp. 20–31.
- [67] D. M. W. Powers, "Evaluation: from precision, recall and f-measure to roc, informedness, markedness and correlation," *arXiv preprint arXiv:2010.16061*, 2020.
- [68] J. Cohen, "Weighted kappa: nominal scale agreement provision for scaled disagreement or partial credit," *Psychological bulletin*, vol. 70, no. 4, p. 213, 1968.
- [69] G. Landis JRKoch, "The measurement of observer agreement for categorical data," *Biometrics*, vol. 33, no. 1, p. 159174, 1977.
- [70] M. L. McHugh, "Interrater reliability: the kappa statistic," *Biochemia medica*, vol. 22, no. 3, pp. 276–282, 2012.