

They Look Like Each Other: Case-based Reasoning for Explainable Depression Detection on Twitter using Large Language Models

Mohammad Saeid Mahdavinejad

Kansas State University
saeid@ksu.edu

Peyman Adibi

University of Isfahan
adibi@eng.ui.ac.ir

Amirhassan Monadjemi

National University of Singapore
amir@comp.nus.edu.sg

Pascal Hitzler

Kansas State University
hitzler@ksu.edu

Abstract

Depression is a common mental health issue that requires prompt diagnosis and treatment. Despite the promise of social media data for depression detection, the opacity of employed deep learning models hinders interpretability and raises bias concerns. We address this challenge by introducing ProtoDep, a novel, explainable framework for Twitter-based depression detection. ProtoDep leverages prototype learning and the generative power of Large Language Models to provide transparent explanations at three levels: (i) symptom-level explanations for each tweet and user, (ii) case-based explanations comparing the user to similar individuals, and (iii) transparent decision-making through classification weights. Evaluated on five benchmark datasets, ProtoDep achieves near state-of-the-art performance while learning meaningful prototypes. This multi-faceted approach offers significant potential to enhance the reliability and transparency of depression detection on social media, ultimately aiding mental health professionals in delivering more informed care.

1 Introduction

Depression is a common mental health disorder that affects a significant number of people worldwide. According to the National Institute of Mental Health, roughly 22.8% of adults in the U.S. experience a diagnosable mental illness annually (of [Mental Health, 2023](#)). Timely diagnosis and intervention are crucial, as untreated or inadequately managed depression can lead to severe consequences, including suicide and chronic, risky behaviors like substance abuse ([Goodwin et al., 2022](#)).

Traditional methods for depression detection, heavily reliant on self-reported information through online questionnaires, are often hampered by low participation rates and potential selection bias. This has spurred the exploration of alternative approaches, with social media platforms emerging as

a promising avenue ([Chancellor and De Choudhury, 2020](#); [Culotta, 2014](#); [De Choudhury and De, 2014](#); [Guntuku et al., 2017](#); [Paul and Dredze, 2011](#)).

While deep learning models exhibit significant potential in detecting depression on social media, their inherent "black box" nature presents a significant challenge ([Ji et al., 2021](#); [Nguyen et al., 2022](#)). This opacity hinders practitioners' ability to assess the validity of model predictions and raises concerns about potential biases or errors within the models themselves.

Recent efforts toward more explainable models for mental health assessment have primarily focused on two key approaches: post-hoc methods and interpretable models. Post-hoc methods aim to explain the predictions of pre-trained models retrospectively. However, they rely on approximations of a model's internal decision-making process, failing to explain why specific input features are crucial ([Nguyen et al., 2021](#)).

In contrast, interpretable models are inherently designed to be transparent by restricting their complexity. However, current state-of-the-art models primarily rely on attention weights for explanation ([Han et al., 2022](#)). The validity of these weights as reliable explanations remains under debate ([Bibal et al., 2022](#)). Furthermore, these explanations often focus on low-level input features, like individual posts or tweets, which may not align with the higher-level concepts, such as symptoms, used by professionals.

This paper introduces ProtoDep, a novel explainable framework for depression detection on Twitter. It leverages prototype learning, utilizing representative data points (prototypes) to classify new instances. This framework facilitates the identification of key factors contributing to users' depressive behavior on social media through three distinct levels of explanations. Firstly, by harnessing the generative power of Large Language Models (LLMs), ProtoDep generates symptom-level expla-

nations for each tweet and user, resembling human-readable concepts employed in mental health assessments. These explanations express the likelihood of each depression symptom being present for the specific tweet and user. Secondly, the framework provides a case-based explanation for the final prediction by comparing the user profile to the top k most representative users within the dataset. Finally, ProtoDep’s classification weights reveal its transparent decision-making process.

Our evaluation on five benchmark datasets demonstrates that ProtoDep not only achieves near state-of-the-art performance compared to "black-box" models but also learns meaningful prototypes. The key contributions of this framework are as follows:

1. Novel explainable framework for mental health assessment on social media.
2. Multi-level explanations: (i) explaining underlying user symptoms, (ii) identifying similar users, and (iii) transparent decision-making.
3. Maintains performance on five benchmark datasets.
4. Leverages LLMs to learn meaningful prototypes.

By addressing the critical gap in explainability through its multi-faceted approach, ProtoDep holds the potential to significantly improve the reliability and transparency of depression detection on social media, ultimately aiding mental health professionals in providing more informed care.

2 Related Work

The rise of social media has created exciting opportunities for mental health research. Its real-time nature and extensive archives offer unique advantages over traditional, retrospective studies. Researchers can track and potentially predict risk factors over time, enabling timely interventions for vulnerable communities (Kruzan et al., 2022; Livingston et al., 2014; Ridout and Campbell, 2018).

This potential has driven exploration into using social media data to identify and predict mental health challenges like anxiety (Ahmed et al., 2022; Saifullah et al., 2021; Shen and Rudzicz, 2017) and depression (De Choudhury et al., 2013a,b; Park et al., 2013; Tsugawa et al., 2015; Xu et al., 2021).

Initial research employed basic methods for analyzing social media data to glean mental health

insights (Coppersmith et al., 2014; De Choudhury et al., 2013a; Coppersmith et al., 2014). Subsequently, the focus shifted towards developing feature engineering techniques and machine learning models for prediction (Birnbaum et al., 2017; Moreno et al., 2011; Nguyen et al., 2014; Rumshisky et al., 2016; Tsugawa et al., 2015). For instance, (De Choudhury et al., 2013b) extracted linguistic features to build an SVM model for depression prediction.

The advent of deep learning further revolutionized the field, eliminating the need for hand-crafted features (Ji et al., 2018; Sawhney et al., 2018). (Tadesse et al., 2019) leveraged an LSTM-CNN model with word embeddings to identify suicide ideation on Reddit, showcasing the power of deep learning approaches.

Pre-trained language models (PLMs) have gained significant traction in natural language processing (NLP) tasks, including mental health prediction (Han et al., 2022; Ji et al., 2021; Nguyen et al., 2022). (Jiang et al., 2020) utilized BERT’s contextual representations for mental health issue detection, while (Otsuka et al., 2023) evaluated BERT-based models in clinical settings. Additionally, multi-task learning approaches have been explored to predict multiple mental health conditions simultaneously (Benton et al., 2017). (Sarkar et al., 2022) trained a multi-task model for predicting both depression and anxiety, demonstrating the potential for joint prediction. However, these multi-task models often lack the flexibility to adapt to new tasks.

Despite these advancements, explainability remains a critical challenge in computational mental health prediction. While feature importance methods like SHAP (Shapley et al., 1953; Datta et al., 2016; Lundberg and Lee, 2017) and LIME (Ribeiro et al., 2016) provide insights into feature contributions, they lack explanations for why specific features are crucial. Recent studies suggest that example-based explanations, often utilizing Case-Based Reasoning (CBR) techniques, resonate more with human users (Nguyen et al., 2021). However, this approach is limited by the underlying model architecture.

Building upon these developments, our work introduces a novel framework to depression detection on Twitter using prototype learning. Our key focus is to provide interpretable explanations at multiple levels, addressing the critical gap in explainability for mental health prediction on social media.

3 Method

This section presents ProtoDep, a novel framework for transparent reasoning about mental health in social media. ProtoDep uses prototypes to represent symptoms and users, enabling more interpretable explanations. Given a labeled user with its tweets, ProtoDep performs classification in five steps illustrated in Figure 1. **Step 1:** Embedding user tweets. **Step 2:** Learning symptom prototypes. **Step 3:** Encoding the user. **Step 4:** Learning user prototypes. **Step 5:** Performing classification.

3.1 Preliminaries

Our objective is to determine if a specific user u is depressed. Each user has a collection of tweets T where $T = \{t_1, t_2, \dots, t_n\}$ and n is number of tweets. Once the model is trained, the aim is to predict a binary label \hat{y} for the user u , where $\hat{y} \in \{0, 1\}$. If $\hat{y} = 1$, the user is identified as depressed. Subsequently, \hat{y} is matched against y , which is the ground truth.

3.2 Step 1: Embedding User’s Tweets

Given a set of tweets T for a user u , first, we obtain an embedding of T using a pre-trained sentence encoder. E will be an embedding matrix of T . Formally,

$$E = \text{TweetEncoder}(T) \quad (1)$$

3.3 Step 2: Learning Symptom Prototypes

This step focuses on training symptom prototypes that faithfully capture the essence of each depression symptom while maintaining close alignment with actual tweets from the dataset. In simpler terms, we aim to develop representations of symptoms that are both accurate and grounded in the language used by individuals describing their experiences. However, due to the absence of information about individual user symptoms or specific tweets (limited to user-level labels), we propose a supervised initialization strategy for prototypes, coupled with a specific loss function, to achieve this objective. This step encompasses two sub-steps: **A. Symptom Space Creation** and **B. Symptom Space Optimization**. Figure 2 (a) illustrates a general schema for this layer.

A. Symptom Space Creation: The first step in creating an embedding space for symptom prototypes is identifying the underlying concepts or symptoms within the space. We use the Patient

Health Questionnaire - 9 (PHQ-9¹), one of the most widely used questionnaires to assess depression (Kroenke et al., 2010), as a reference for defining the concepts. The PHQ-9 is a self-administered questionnaire that measures the presence and severity of nine depressive symptoms over two weeks. It has been validated by multiple studies and is regarded as a reliable and accurate measure of depression (Levis et al., 2019). The nine symptoms are Depressed Mood (S1), Loss of Interest or Pleasure (S2), Sleep Disturbance (S3), Fatigue or Low Energy (S4), Changes in Appetite (S5), Feelings of Guilt or Worthlessness (S6), Difficulty Concentrating (S7), Psychomotor Agitation or Retardation (S8), and Suicidal Thoughts (S9). We consider these symptoms as the base concepts in our embedding space to simulate human reasoning processes and enhance ProtoDep interpretability.

The second step is to initialize a set of prototypes for each concept. Manually creating exemplary sets for each prototype proves resource-intensive and needs iterative refinement. To address this challenge, we leverage the generative capabilities of LLMs. Specifically, we employ GPT-4 to automatically generate relevant examples, focusing on different aspects of a given symptom. These examples serve as our initial set of prototypes for subsequent training. We note that the number of prototypes is an important hyperparameter, and generating different numbers of examples from GPT-4 for each experiment is inconsistent and impractical. Therefore, we generate a maximum number of examples once and use the mean of the embedded examples as a base prototype for each symptom. Then, for each experiment, we sample around each base prototype with a normal distribution. We define p_{base}^j as the base prototype and P^j to be set of m prototypes for the symptom j by:

$$P^j \sim \mathcal{N}(p_{base}^j, \sigma^2). \quad (2)$$

where σ^2 is variance. Therefore, P will be set for all symptom prototypes.

B. Symptom Space Optimization: Given the lack of tweet-level labels, we propose a novel approach that leverages supervised-initialized prototypes. Specifically, we formulate the optimization process as a multi-label classification task, where each tweet is labeled with the nearest symptom within the embedding space. By adopting this strategy, we effectively use prior knowledge from the

¹<https://www.apa.org/depression-guideline/patient-health-questionnaire.pdf>

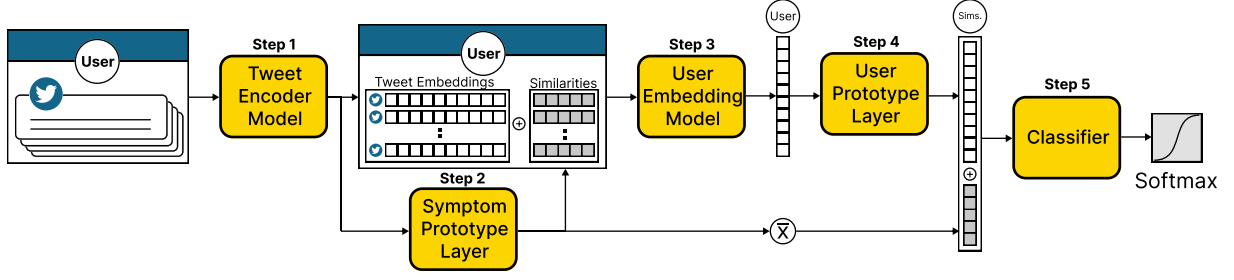


Figure 1: Overview of the Proto-Dep

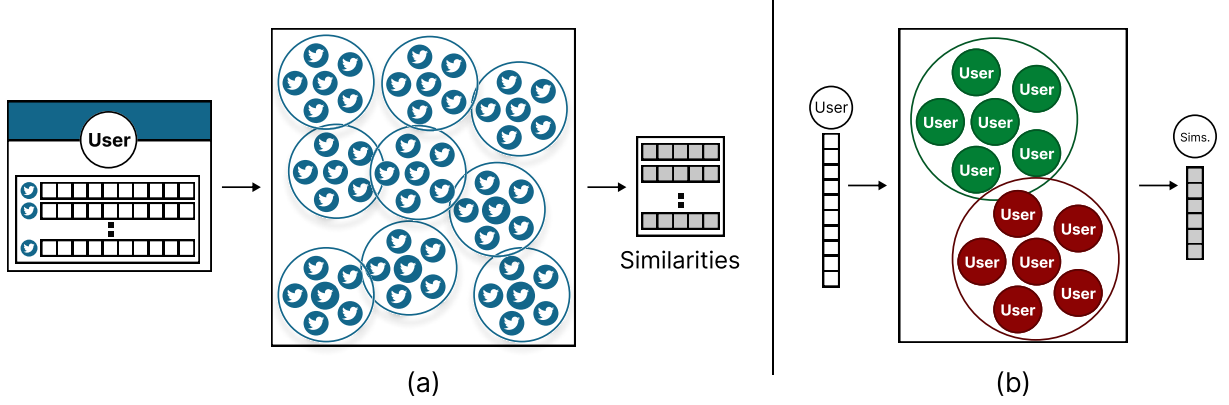


Figure 2: (a) Symptom Prototype Layer (b) User Prototype Layer

initial symptom space while accommodating the lack of labeled tweets. As a result, we define the total symptom loss as the sum of two terms:

$$L_{symp} = \lambda_1 * L_{sinkhorn} + \lambda_2 * L_{mse} \quad (3)$$

where λ_1 and λ_2 are hyperparameters, and $L_{sinkhorn}$ is Sinkhorn loss, a mathematical tool that computes optimal transport between two probability distributions (Cuturi, 2013). This choice has several advantages over conventional loss functions. It enhances the stability and robustness of the training process, mitigates the impact of noise and overfitting, and accelerates the convergence rate (Feydy et al., 2019). For calculating $L_{sinkhorn}$, first, we calculate a cosine similarity between a tweet embedding e_i and a symptom p_k^j :

$$\text{sim}_{i,j,k} = \cos(e_i, p_k^j) \quad (4)$$

where $i \in \{1, \dots, n\}$ and $j \in \{1, \dots, 9\}$ and $k \in \{1, \dots, m\}$. Then, we assign a label denoted as s_i to each tweet based on its nearest symptom.

$$s_i = \arg \max_j \frac{1}{m} \sum_{k=1}^m \text{sim}_{i,j,k} \quad (5)$$

By defining all tweet embeddings with the same symptom as:

$$E^j = \{e_i | s_i = j\} \quad (6)$$

The $L_{sinkhorn}$ will be:

$$L_{sinkhorn} = \frac{1}{9} \sum_{j=1}^9 \text{sinkhorn}(E^j, P^j) \quad (7)$$

Finally, L_{mse} is a mean squared error loss and a measure of the difference between the input samples and their reconstructions using the nearest prototype. It encourages the prototypes to be representative of the input data. For this purpose, we find the index of the nearest prototype to each tweet embedding c_i as:

$$c_i = \arg \max_{j,k} \text{sim}_{i,j,k} \quad (8)$$

Next, we define the nearest prototype to e_i as:

$$p_{c_i} = \{p_k^j | (j, k) = c_i\} \quad (9)$$

Now the L_{mse} will be calculated as:

$$L_{mse} = \frac{1}{n} \sum_{i=1}^n (e_i - p_{c_i})^2 \quad (10)$$

3.4 Step 3: Encoding the User

Following the approach of (Han et al., 2022), we use a multi-layer attention mechanism and a feed-forward neural network to encode the sequential

user behavior. The encoder model for the ProtoDep framework can vary depending on the problem domain and the data modality, which we will elaborate on in section 5. We also append the similarity scores between the tweets and the symptom prototypes to improve the tweet representations. Our experiments show this can help the model learn better user representations and perform more accurately. Formally:

$$\text{SympSims} = \frac{1}{m} \sum_{k=1}^m \text{sim}_{i,j,k} \quad (11)$$

And user embedding e_u will be:

$$e_u = \text{UserEncoder}(E \oplus \text{SympSims}) \quad (12)$$

3.5 Step 4: Learning User Prototypes

This step provides transparent, case-based reasoning to evaluate the user’s depressive behavior. It follows the same principle as the learning symptom prototype step and consists of two sub-steps: **A. User Space Creation** and **B. User Space Optimization**. Figure 2 (b) illustrates this step.

A. User Space Creation: Social media datasets for depression detection often exhibit an imbalance between the number of users or tweets in each class. This may negatively impact the reasoning of deep learning models as they may prioritize the majority class during training. Inspired by (Das et al., 2022), we encourage the model to find the best examples for both classes to find a more effective decision boundary between them. Unlike the symptom prototype space, which relies on predefined prototypes, the user prototype space allows the model to learn the prototypes from the data. Consequently, we randomly initialize k different vectors per class as initial prototypes.

B. User Space Optimization: In this step, we adopt the same optimization strategy as in step 2, but with a crucial difference. We leverage the user-level labels to learn the prototypes in a supervised fashion—this way, we do not require the computation of s_i . We denote the total loss for this step as L_{user} .

3.6 Step 5: Classification

The final step of our model is to classify the users based on their similarity to symptoms and user prototypes. First, we calculate the average of all tweet-symptom similarities, providing an overall measure of the similarity between a user’s tweets

and the symptom prototypes. Then, we concatenate these scores with the user prototype similarities and feed this into a linear layer followed by a Softmax function to obtain the final classification. We use binary cross-entropy (BCE) loss for this step, and the total loss function for our model will be:

$$L = L_{symp} + L_{user} + L_{BCE} \quad (13)$$

4 Experiment Results

Dataset. We employ an openly available Twitter dataset, MDL, specifically designed for depression detection. For comparison purposes, we use the specific version of the MDL dataset provided by (Han et al., 2022). In this dataset, individuals who posted tweets containing predefined phrases indicative of depression, such as "I’m," "I was," "I am," or "I’ve been diagnosed with depression," were labeled as depressive. Conversely, those who never posted any tweet containing the term "depress" were labeled as non-depressive. (Han et al., 2022) employed a random selection of users to create five distinct datasets. The train, validation, and test sets utilize 60%, 20%, and 20% of the entire dataset. This resulted in 2,524 users in the train set and 842 users in each validation and test set. More details regarding the dataset can be found in (Han et al., 2022).

Baselines. To evaluate the ProtoDep framework, we compare its performance to four established depression detection baselines. Given its similarity in approach, we consider (Han et al., 2022) the most relevant and significant baseline for our model. Additionally, we compare our results to (Gui et al., 2019; Lin et al., 2020; Zhang et al., 2021b), as these studies appeared to be most pertinent to our work.

Setup. We trained all models using a GeForce RTX 3090 with 64GB of RAM and Pytorch 2.0.1. We tuned the hyperparameters on the validation data and optimized all neural models with the AdamW algorithm. The learning rate and the batch size were $1e-3$ and 64, respectively. We applied early stopping based on the F1 score on the validation data. The maximum number of tweets per input was 200. For symptom and user prototypes, we set the number of prototypes per class to $m = 7$ and $k = 3$, respectively. We sampled normally around the base prototypes with $\sigma = 0.025$. We also used two-layer attention for Step 3. We chose "all-mpnet-base-v2" (Reimers and Gurevych, 2019)

Model	P	R	F1
(Gui et al., 2019)	0.900	0.901	0.900
(Lin et al., 2020)	0.903	0.870	0.886
(Zhang et al., 2021b)	0.909	0.904	0.912
(Han et al., 2022)	0.975	0.969	0.972
ProtoDep-Acc	0.985	0.995	0.990
ProtoDep (avg)	0.934	0.954	0.944
D1	0.964	0.953	0.959
D2	0.898	0.951	0.924
D3	0.984	0.991	0.987
D4	0.931	0.931	0.931
D5	0.893	0.946	0.919

Table 1: Depression Detection Results. ProtoDep-Acc and ProtoDep (avg) are the average values across D1-D5.

as our Tweet Encoder Model. We discuss more on these in section 5.

Result (1): Classification Performance. We assess ProtoDep using five benchmark datasets and compare it against state-of-the-art methods, as demonstrated in Table 1. ProtoDep achieves a competitive 94.4% average F1 score, providing more intuitive and interpretable prototypes for classification decisions and maintaining consistent performance across different randomly sampled datasets (D1-D5). We also explore another variant of ProtoDep, ProtoDep-Acc, to demonstrate its power to achieve state-of-the-art performance. ProtoDep-Acc leverages a different loss function for learning prototypes. We discuss more about ProtoDep-Acc in section 5.

Result (2): Explainable Prototypes. We evaluate the quality of ProtoDep’s learned prototypes using two distinct methods. First, we compare these prototypes with manually labeled ground truth prototypes created by domain experts. To achieve this, we leverage a specialized dictionary developed by (Yazdavar et al., 2017). This lexicon contains an extensive collection of depression-related terms specifically associated with the nine symptom categories of the PHQ-9. These terms have undergone meticulous curation to capture the subtle nuances inherent in depression symptoms.

By aligning our learned prototypes with this established lexicon, we can assess their relevance and meaningfulness within the context of depression. To quantify this alignment, we compute the mean representation for each symptom prototype and subsequently measure its cosine similarity with the

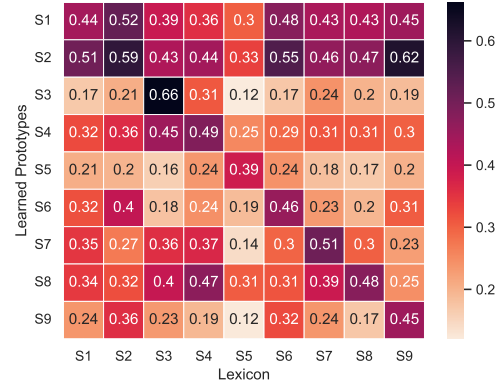


Figure 3: Similarity between learned symptom prototypes and ground truth lexicon.

embedded ground truth lexicon. Figure 3 visually illustrates this similarity, revealing a robust alignment between the learned symptom prototypes and the clinically relevant terms associated with depression. Notably, we focus on the diagonal elements of the similarity matrix, which correspond to the self-similarity scores. These high values indicate that our generated prototypes align with the clinically relevant terminology. Another observation drawn from the figure indicates a heightened similarity between the first two symptoms, specifically ‘Lack of Interest’ and ‘Feeling Down,’ and other symptoms. One plausible explanation for this phenomenon is the initialization bias as the initial GPT symptoms exhibited a similar pattern.

Second, we assessed the prototypes’ discriminative power by using the PRIDE score (Ni et al., 2022), inspired by (Zhang et al., 2021a). This method defines a "real" prototype for each category by averaging its data points and then measures the similarity between these real prototypes and the learned ones. A high PRIDE score indicates a learned prototype’s effectiveness in capturing its designated category while differentiating itself from others. We assume the nearest tweet to each symptom in the ground truth lexicon is the real prototype in the dataset. Figure 4 demonstrates that ProtoDep achieves positive PRIDE scores for all symptoms’ prototypes, implying effective learning of distinct and representative symptom prototypes.

We assess the efficacy of learned user prototypes by reporting the PRIDE score. Specifically, we identify a representative ‘real’ user for each class by computing the mean of all users within that class and subsequently calculating the PRIDE score. No-

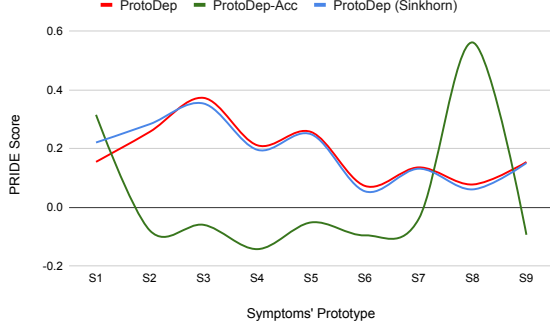


Figure 4: Visualization of the PRIDE score for learned prototypes for ProtoDep, ProtoDep-Acc, and ProtoDep (Sinkhorn) Models.

tably, both depressed and non-depressed classes exhibit positive PRIDE scores (0.27 and 0.33, respectively), affirming that ProtoDep effectively captures a meaningful prototype space for users.

Result (3): Transparent Reasoning. Beyond accurate depression detection, ProtoDep offers valuable insights into its decision-making process through several avenues. Examining the weights assigned to various symptoms within its final layer unveils their relative importance in user classification. As illustrated in Figure 5, ProtoDep across diverse datasets prioritizes symptoms like "Fatigue or low energy" and "Lack of Interest," mirroring human expert judgment reported in (Yazdavar et al., 2017). Interestingly, it assigns less weight to "Sleep Disorder" and "Concentration problems," potentially due to the ambiguity of these symptoms in textual data. For example, the tweet "lost in my own mind" might not explicitly mention keywords indicating "Concentration problems," making accurate classification challenging. This finding highlights the inherent difficulty in capturing nuanced depressive symptoms, even for human experts.

Furthermore, ProtoDep’s user embedding layer with stacked attention layers holds promise for interpreting user classifications, similar to Han et al. (2022). We analyzed attention scores to identify tweets that significantly influence user classification. However, echoing prior research (Bibal et al., 2022; Wen et al., 2022; Pruthi et al., 2020), our extensive evaluation across both methods revealed no statistically significant association between attended tweets and those crucial for accurate classification. This suggests that while attention weights offer glimpses into model behavior, they might not directly explain specific classification outcomes in this context.

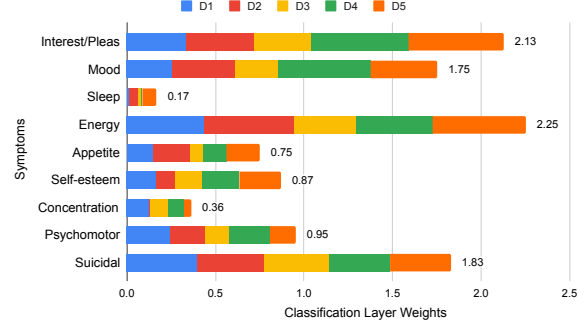


Figure 5: Classification weights (absolute values) for different symptoms over all datasets.

5 Ablation Study

We consider four different settings to validate the impact of different hyperparameters.

Symptom Prototype Initialization. In this study, we explore alternative methods for initializing symptom prototypes. We compare two novel initialization approaches with the baseline method that utilizes a pre-trained language model (LLM) for symptom initialization. In the first setting, we leverage the ground truth lexicon as the foundation for symptom prototypes. We extract ground truth embeddings from this lexicon and then sample additional prototypes around them for each symptom class. A well-constructed lexicon captures domain-specific nuances and expert knowledge, which can enhance the quality of symptom prototypes. In the second setting, we depart from direct lexicon embeddings. Instead, we identify the nearest tweet in our dataset to each lexicon symptom and use its embedding as the basis for symptom prototypes. We then continue sampling around these tweet-grounded prototypes. By anchoring the initial prototypes to actual tweets, we aim to improve their relevance and alignment with real-world symptom expressions. Our experimental results in Table 2 demonstrate that both the lexicon-based and tweet-grounded initialization outperform the LLM baseline. Notably, the curated lexicon’s consideration of various combinations of the depression-indicative keywords contributes to its effectiveness. However, the marginal performance difference between these two settings and the baseline suggests that LLMs can achieve competitive results even in scenarios lacking human annotation or domain-specific knowledge.

Prototype Loss Function. To assess the influence of different loss functions within the ProtoDep framework, we implemented two evaluation set-

Loss Function	GPT-4	Lexicon	Lex. Tweets
Triplet+MSE.+Ent.	0.990	0.990	0.989
Sinkhorn+MSE.	0.947	0.969	0.954
Sinkhorn	0.936	0.964	0.949
Avg. val. F1	0.958	0.975	0.964

Table 2: Comparison of average validation F1 scores for different initialization methods compared to different loss functions. "MSE." refers to Mean Squared Error loss, and "Ent." refers to Entropy loss.

Attention	Baseline	Multi-head
Avg. val. F1	0.9407	0.823

Table 3: Comparison of different attention mechanism.

tings. The first setting, ProtoDep (Sinkhorn), exclusively employed the Sinkhorn loss to isolate the impact of the MSE loss in ProtoDep. The second setting, ProtoDep-Acc, combined Triplet loss with MSE and Entropy losses, mimicking conventional loss functions commonly used in prototype learning research.

As observed in Table 2, ProtoDep-Acc achieved strong performance, demonstrating the capability of the ProtoDep framework. Notably, it surpassed other settings in terms of F1 scores. However, as illustrated in Table 4, while ProtoDep-Acc yielded higher F1 scores, its PRIDE scores indicated a failure to learn meaningful symptom-level prototypes. Conversely, ProtoDep (Sinkhorn) achieved better PRIDE scores, signifying successful prototype learning, but yielded lower F1 scores than ProtoDep.

This evaluation highlights a trade-off between classification performance and interpretability within the ProtoDep framework. While ProtoDep-Acc excelled in F1 scores, its learned prototypes lacked interpretability. In contrast, ProtoDep and ProtoDep (Sinkhorn) prioritized interpretability through meaningful prototypes but compromised classification accuracy. These findings suggest the need for careful consideration of loss function selection in balancing interpretability and performance within the ProtoDep framework.

Attention Mechanism. Instead of employing the conventional user embedding attention mechanism, we introduce a single-layer Multi-head attention configuration. The outcomes are presented in Table 3.

Number of Prototypes. Figure 6 depicts the average F1 score across all five datasets, varying

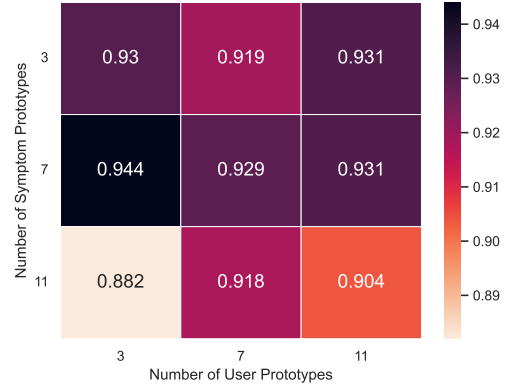


Figure 6: Average F1 score over all test datasets for different numbers of prototypes.

the number of prototypes. While the overall trend suggests that the model performs better with fewer prototypes, a nuanced examination reveals that individual datasets often favor a larger number of prototypes.

6 Conclusion

In this paper, we proposed ProtoDep, a novel framework that combines prototype learning and Large Language Models (LLMs) to provide explainable depression detection on Twitter. Unlike conventional "black-box" models, ProtoDep can generate transparent and interpretable explanations at three levels: symptom-level, case-based, and transparent decision-making weights. We evaluated ProtoDep on five benchmark datasets and showed it achieves competitive performance while learning meaningful and representative prototypes. We argue that ProtoDep has the potential to improve the trustworthiness and accountability of depression detection on social media, as well as to facilitate the understanding and intervention of mental health professionals. As a future work, we plan to investigate the applicability of ProtoDep to other social media platforms and mental health domains and enhance the explanation generation process with more clinical and contextual information. To sum up, ProtoDep is a novel and promising framework for explainable depression detection on social media, which can contribute to the well-being of individuals and society.

7 Ethical Consideration

We used a publicly available dataset introduced by Han et al. (2022). Our investigation focuses ex-

clusively on textual content, deliberately excluding user profile information. We emphasize the ethical implications of our model’s application and strongly discourage misuse compromising data security or privacy principles.

8 Limitations

While ProtoDep offers a promising approach to explainable depression detection on Twitter, it is essential to acknowledge potential limitations associated with this framework:

Data Representativeness: The performance and generalizability of ProtoDep heavily rely on the quality and representativeness of the training data. Biases or limitations within the training data can be reflected in the learned prototypes, potentially leading to biased predictions for demographics or groups underrepresented in the data.

Tweet Encoder Model: The effectiveness of the learned prototypes largely relies on the selection of the tweet encoder model. If the encoder model cannot accurately differentiate between various initial symptom prototypes, it will fail to converge to a meaningful prototype space at the end of the training process.

Privacy Concerns: Utilizing social media data for depression detection raises inherent privacy concerns. It is crucial to ensure user privacy throughout the data collection, processing, and explanation generation stages, adhering to relevant ethical and legal guidelines.

Limited Scope: While ProtoDep focuses on Twitter data, it might not generalize to other social media platforms with different content characteristics and user behaviors. Further research is needed to explore the framework’s applicability across diverse platforms.

Clinical Validation: Although ProtoDep aims to aid mental health professionals by providing transparent case-based reasoning for each prediction, its effectiveness in real-world clinical settings requires rigorous validation through controlled studies with healthcare providers.

Hyperparameter Tuning: During our experiments with ProtoDep, we observed that model performance and prototype quality significantly varied for different hyperparameters. Careful hyperparameter optimization is necessary for adaptation to different domains.

By acknowledging these limitations and actively working towards addressing them, future research

can refine ProtoDep to ensure its responsible, ethical, and effective implementation in supporting mental health diagnosis and intervention.

Acknowledgements

This research was funded by the National Science Foundation under Grant 2033521 A1, titled “KnowWhereGraph: Enriching and Linking Cross-Domain Knowledge Graphs using Spatially-Explicit AI Technologies.” The views, findings, conclusions, or recommendations presented in this paper are those of the authors and do not necessarily reflect the views of the National Science Foundation.

References

- Arfan Ahmed, Sarah Aziz, Carla T Toro, Mahmood Alzubaidi, Sara Irshaidat, Hashem Abu Serhan, Alaa A Abd-Alrazaq, and Mowafa Househ. 2022. Machine learning models to detect anxiety and depression through social media: A scoping review. *Computer Methods and Programs in Biomedicine Update*, page 100066.
- Adrian Benton, Margaret Mitchell, and Dirk Hovy. 2017. Multi-task learning for mental health using social media text. *arXiv preprint arXiv:1712.03538*.
- Adrien Bibal, Rémi Cardon, David Alfter, Rodrigo Wilkens, Xiaou Wang, Thomas François, and Patrick Watrin. 2022. Is attention explanation? an introduction to the debate. In *Proceedings of the 60th Annual Meeting of the Association for Computational Linguistics (Volume 1: Long Papers)*, pages 3889–3900.
- Michael L Birnbaum, Sindhu Kiranmai Ernala, Asra F Rizvi, Munmun De Choudhury, and John M Kane. 2017. A collaborative approach to identifying social media markers of schizophrenia by employing machine learning and clinical appraisals. *Journal of medical Internet research*, 19(8):e7956.
- Stevie Chancellor and Munmun De Choudhury. 2020. Methods in predictive techniques for mental health status on social media: a critical review. *NPJ digital medicine*, 3(1):43.
- Glen Coppersmith, Craig Harman, and Mark Dredze. 2014. Measuring post-traumatic stress disorder in twitter. In *Proceedings of the international AAAI conference on web and social media*, volume 8, pages 579–582.
- Aron Culotta. 2014. Estimating county health statistics with twitter. In *Proceedings of the SIGCHI conference on human factors in computing systems*, pages 1335–1344.

- Marco Cuturi. 2013. Sinkhorn distances: Lightspeed computation of optimal transport. *Advances in neural information processing systems*, 26.
- Anubrata Das, Chitrang Gupta, Venelin Kovatchev, Matthew Lease, and Junyi Jessy Li. 2022. [ProtoTEx: Explaining model decisions with prototype tensors](#). In *Proceedings of the 60th Annual Meeting of the Association for Computational Linguistics (Volume 1: Long Papers)*, pages 2986–2997, Dublin, Ireland. Association for Computational Linguistics.
- Anupam Datta, Shayak Sen, and Yair Zick. 2016. Algorithmic transparency via quantitative input influence: Theory and experiments with learning systems. In *2016 IEEE symposium on security and privacy (SP)*, pages 598–617. IEEE.
- Munmun De Choudhury, Scott Counts, and Eric Horvitz. 2013a. Social media as a measurement tool of depression in populations. In *Proceedings of the 5th annual ACM web science conference*, pages 47–56.
- Munmun De Choudhury and Sushovan De. 2014. Mental health discourse on reddit: Self-disclosure, social support, and anonymity. In *Proceedings of the international AAAI conference on web and social media*, volume 8, pages 71–80.
- Munmun De Choudhury, Michael Gamon, Scott Counts, and Eric Horvitz. 2013b. Predicting depression via social media. In *Proceedings of the international AAAI conference on web and social media*, volume 7, pages 128–137.
- Jean Feydy, Thibault S  jour  n  , Fran  ois-Xavier Vialard, Shun-ichi Amari, Alain Trouv  , and Gabriel Peyr  . 2019. Interpolating between optimal transport and mmd using sinkhorn divergences. In *The 22nd International Conference on Artificial Intelligence and Statistics*, pages 2681–2690. PMLR.
- Renee D. Goodwin, Lisa C. Dierker, Melody Wu, Sandro Galea, Christina W. Hoven, and Andrea H. Weinberger. 2022. [Trends in u.s. depression prevalence from 2015 to 2020: The widening treatment gap](#). *American Journal of Preventive Medicine*, 63(5):726–733.
- Tao Gui, Liang Zhu, Qi Zhang, Minlong Peng, Xu Zhou, Keyu Ding, and Zhigang Chen. 2019. Cooperative multimodal approach to depression detection in twitter. In *Proceedings of the AAAI conference on artificial intelligence*, volume 33, pages 110–117.
- Sharath Chandra Guntuku, David B Yaden, Margaret L Kern, Lyle H Ungar, and Johannes C Eichstaedt. 2017. Detecting depression and mental illness on social media: an integrative review. *Current Opinion in Behavioral Sciences*, 18:43–49.
- Sooji Han, Rui Mao, and Erik Cambria. 2022. Hierarchical attention network for explainable depression detection on twitter aided by metaphor concept mappings. In *Proceedings of the 29th International Conference on Computational Linguistics*, pages 94–104.
- Shaoxiong Ji, Celina Ping Yu, Sai-fu Fung, Shirui Pan, and Guodong Long. 2018. Supervised learning for suicidal ideation detection in online user content. *Complexity*, 2018.
- Shaoxiong Ji, Tianlin Zhang, Luna Ansari, Jie Fu, Prayag Tiwari, and Erik Cambria. 2021. Mentalbert: Publicly available pretrained language models for mental healthcare. *arXiv preprint arXiv:2110.15621*.
- Zheng Ping Jiang, Sarah Ita Levitan, Jonathan Zomick, and Julia Hirschberg. 2020. Detection of mental health from reddit via deep contextualized representations. In *Proceedings of the 11th international workshop on health text mining and information analysis*, pages 147–156.
- Kurt Kroenke, Robert L. Spitzer, Janet B.W. Williams, and Bernd L  we. 2010. [The patient health questionnaire somatic, anxiety, and depressive symptom scales: a systematic review](#). *General Hospital Psychiatry*, 32(4):345–359.
- Kaylee Payne Kruzan, Kofoworola DA Williams, Jonah Meyerhoff, Dong Whi Yoo, Linda C O’Dwyer, Munmun De Choudhury, and David C Mohr. 2022. Social media-based interventions for adolescent and young adult mental health: A scoping review. *Internet interventions*, page 100578.
- Brooke Levis, Andrea Benedetti, and Brett D Thombs. 2019. [Accuracy of patient health questionnaire-9 \(phq-9\) for screening to detect major depression: individual participant data meta-analysis](#). *BMJ*, 365.
- Chenhao Lin, Pengwei Hu, Hui Su, Shaochun Li, Jing Mei, Jie Zhou, and Henry Leung. 2020. Sensemood: depression detection on social media. In *Proceedings of the 2020 international conference on Multimedia Retrieval*, pages 407–411.
- James D Livingston, Michelle Cianfrone, Kimberley Korf-Uzan, and Connie Coniglio. 2014. Another time point, a different story: one year effects of a social media intervention on the attitudes of young people towards mental health issues. *Social psychiatry and psychiatric epidemiology*, 49:985–990.
- Scott M Lundberg and Su-In Lee. 2017. A unified approach to interpreting model predictions. *Advances in neural information processing systems*, 30.
- Megan A Moreno, Lauren A Jelenchick, Katie G Egan, Elizabeth Cox, Henry Young, Kerry E Gannon, and Tara Becker. 2011. Feeling bad on facebook: Depression disclosures by college students on a social networking site. *Depression and anxiety*, 28(6):447–455.
- Giang Nguyen, Daeyoung Kim, and Anh Nguyen. 2021. The effectiveness of feature attribution methods and its correlation with automatic evaluation scores. *Advances in Neural Information Processing Systems*, 34:26422–26436.

- Thin Nguyen, Dinh Phung, Bo Dao, Svetha Venkatesh, and Michael Berk. 2014. Affective and content analysis of online depression communities. *IEEE transactions on affective computing*, 5(3):217–226.
- Thong Nguyen, Andrew Yates, Ayah Zirikly, Bart Desmet, and Arman Cohan. 2022. Improving the generalizability of depression detection by leveraging clinical questionnaires. *arXiv preprint arXiv:2204.10432*.
- Xinzhe Ni, Yong Liu, Hao Wen, Yatai Ji, Jing Xiao, and Yujiu Yang. 2022. Multimodal prototype-enhanced network for few-shot action recognition. *arXiv preprint arXiv:2212.04873*.
- National Institute of Mental Health. 2023. [Mental illness](#).
- Norio Otsuka, Yuu Kawanishi, Fumimaro Doi, Tsutomu Takeda, Kazuki Okumura, Takahira Yamauchi, Shuntaro Yada, Shoko Wakamiya, Eiji Aramaki, and Manabu Makinodan. 2023. Diagnosing psychiatric disorders from history of present illness using a large-scale linguistic model. *Psychiatry and Clinical Neurosciences*.
- Minsu Park, David McDonald, and Meeyoung Cha. 2013. Perception differences between the depressed and non-depressed users in twitter. In *Proceedings of the international AAAI conference on web and social media*, volume 7, pages 476–485.
- Michael Paul and Mark Dredze. 2011. You are what you tweet: Analyzing twitter for public health. In *Proceedings of the international AAAI conference on web and social media*, volume 5, pages 265–272.
- Danish Pruthi, Mansi Gupta, Bhuwan Dhingra, Graham Neubig, and Zachary C Lipton. 2020. Learning to deceive with attention-based explanations. In *Proceedings of the 58th Annual Meeting of the Association for Computational Linguistics*, pages 4782–4793.
- Nils Reimers and Iryna Gurevych. 2019. [Sentence-bert: Sentence embeddings using siamese bert-networks](#). In *Proceedings of the 2019 Conference on Empirical Methods in Natural Language Processing*. Association for Computational Linguistics.
- Marco Tulio Ribeiro, Sameer Singh, and Carlos Guestrin. 2016. "why should i trust you?" explaining the predictions of any classifier. In *Proceedings of the 22nd ACM SIGKDD international conference on knowledge discovery and data mining*, pages 1135–1144.
- Brad Ridout and Andrew Campbell. 2018. The use of social networking sites in mental health interventions for young people: systematic review. *Journal of medical Internet research*, 20(12):e12244.
- Anna Rumshisky, Marzyeh Ghassemi, Tristan Naumann, Peter Szolovits, VM Castro, TH McCoy, and RH Perlis. 2016. Predicting early psychiatric readmission with natural language processing of narrative discharge summaries. *Translational psychiatry*, 6(10):e921–e921.
- Shoffan Saifullah, Yuli Fauziah, and Agus Sasmito Ari-bowo. 2021. Comparison of machine learning for sentiment analysis in detecting anxiety based on social media data. *arXiv preprint arXiv:2101.06353*.
- Shailik Sarkar, Abdulaziz Alhamadani, Lulwah Alkulaib, and Chang-Tien Lu. 2022. Predicting depression and anxiety on reddit: a multi-task learning approach. In *2022 IEEE/ACM International Conference on Advances in Social Networks Analysis and Mining (ASONAM)*, pages 427–435. IEEE.
- Ramit Sawhney, Prachi Manchanda, Puneet Mathur, Rajiv Shah, and Raj Singh. 2018. Exploring and learning suicidal ideation connotations on social media with deep learning. In *Proceedings of the 9th workshop on computational approaches to subjectivity, sentiment and social media analysis*, pages 167–175.
- Lloyd S Shapley et al. 1953. A value for n-person games.
- Judy Hanwen Shen and Frank Rudzicz. 2017. Detecting anxiety through reddit. In *Proceedings of the Fourth Workshop on Computational Linguistics and Clinical Psychology—From Linguistic Signal to Clinical Reality*, pages 58–65.
- Michael Mesfin Tadesse, Hongfei Lin, Bo Xu, and Liang Yang. 2019. Detection of suicide ideation in social media forums using deep learning. *Algorithms*, 13(1):7.
- Sho Tsugawa, Yusuke Kikuchi, Fumio Kishino, Kosuke Nakajima, Yuichi Itoh, and Hiroyuki Ohsaki. 2015. Recognizing depression from twitter activity. In *Proceedings of the 33rd annual ACM conference on human factors in computing systems*, pages 3187–3196.
- Bingyang Wen, Koduvayur Subbalakshmi, and Fan Yang. 2022. Revisiting attention weights as explanations from an information theoretic perspective. In *NeurIPS'22 Workshop on All Things Attention: Bridging Different Perspectives on Attention*.
- Xuhai Xu, Prerna Chikersal, Janine M Dutcher, Yasaman S Sefidgar, Woosuk Seo, Michael J Tuminia, Daniella K Villalba, Sheldon Cohen, Kasey G Creswell, J David Creswell, et al. 2021. Leveraging collaborative-filtering for personalized behavior modeling: a case study of depression detection among college students. *Proceedings of the ACM on Interactive, Mobile, Wearable and Ubiquitous Technologies*, 5(1):1–27.
- Amir Hossein Yazdavar, Hussein S Al-Olimat, Monireh Ebrahimi, Goonmeet Bajaj, Tanvi Banerjee, Krishnaprasad Thirunarayan, Jyotishman Pathak, and Amit Sheth. 2017. Semi-supervised approach to monitoring clinical depressive symptoms in social media. In

Proceedings of the 2017 IEEE/ACM International Conference on advances in Social Networks Analysis and Mining 2017, pages 1191–1198.

Baoquan Zhang, Xutao Li, Yunming Ye, Zhichao Huang, and Lisai Zhang. 2021a. Prototype completion with primitive knowledge for few-shot learning. In *Proceedings of the IEEE/CVF Conference on Computer Vision and Pattern Recognition*, pages 3754–3762.

Dongyu Zhang, Nan Shi, Ciyuan Peng, Abdul Aziz, Wenhong Zhao, and Feng Xia. 2021b. Mam: A metaphor-based approach for mental illness detection. In *International Conference on Computational Science*, pages 570–583. Springer.