



CERN-EP-2024-205
22 July 2024

Particle production as a function of charged-particle flattenicity in pp collisions at $\sqrt{s} = 13$ TeV

ALICE Collaboration*

Abstract

This paper reports the first measurement of the transverse momentum (p_T) spectra of primary charged pions, kaons, (anti)protons, and unidentified particles as a function of the charged-particle flattenicity in pp collisions at $\sqrt{s} = 13$ TeV. Flattenicity is a novel event shape observable that is measured in the pseudorapidity intervals covered by the V0 detector, $2.8 < \eta < 5.1$ and $-3.7 < \eta < -1.7$. According to QCD-inspired phenomenological models, it shows sensitivity to multiparton interactions and is less affected by biases towards larger p_T due to local multiplicity fluctuations in the V0 acceptance than multiplicity. The analysis is performed in minimum-bias (MB) as well as in high-multiplicity events up to $p_T = 20$ GeV/c. The event selection requires at least one charged particle produced in the pseudorapidity interval $|\eta| < 1$. The measured p_T distributions, average p_T , kaon-to-pion and proton-to-pion particle ratios, presented in this paper, are compared to model calculations using PYTHIA 8 based on color strings and EPOS LHC. The modification of the p_T -spectral shapes in low-flattenicity events that have large event activity with respect to those measured in MB events develops a pronounced peak at intermediate p_T ($2 < p_T < 8$ GeV/c), and approaches the vicinity of unity at higher p_T . The results are qualitatively described by PYTHIA, and they show different behavior than those measured as a function of charged-particle multiplicity based on the V0M estimator.

arXiv:2407.20037v1 [hep-ex] 29 Jul 2024

© 2024 CERN for the benefit of the ALICE Collaboration.

Reproduction of this article or parts of it is allowed as specified in the CC-BY-4.0 license.

*See Appendix A for the list of collaboration members

1 Introduction

In proton–proton (pp) collisions at the LHC energies, hard parton–parton scatterings with momentum transfer above several GeV/ c produce high transverse momentum (p_T) particles that can be described by perturbative quantum chromodynamics (pQCD). Additional parton–parton scatterings that are not part of the main hard process constitute the underlying event (UE), which is modeled using phenomenological approaches [1, 2]. At LHC energies, the large parton densities result in a significant probability of more than one partonic interaction in a single pp collision [3], a phenomenon known as multiparton interaction (MPI) that is supported by data [4, 5]. In MPI-based models, pp collisions with high charged-particle multiplicities are dominantly those with a larger-than-average number of MPIs. The properties of the hadronic final state are sensitive to the interplay between the final states of several parton–parton interactions, the modeling of MPI, and non-perturbative final-state effects such as color reconnection (CR) implemented in PYTHIA 8 [3, 6]. For example, CR in pp collisions containing a large amount of MPI creates a strong correlation between the average transverse momentum of the produced particles and the charged particle multiplicity [7]. The strength of this correlation is mass dependent, and therefore, reminiscent of radial flow effects in heavy-ion collisions [8].

Recent measurements in small collision systems such as high-multiplicity (HM) pp and p–Pb collisions at the LHC have revealed several effects that are qualitatively similar to the ones observed in heavy-ion collisions. Such phenomena include collective flow [9–23] and the enhanced production of strange hadrons with respect to the charged-pion yield [24–28]. Despite the large amount of soft-QCD results on collectivity, the origin of these phenomena in small systems is not yet fully understood. For example, experimental searches for jet modifications due to the presence of a medium in small collision systems have not been successful within current experimental precision, though its effects are expected to be small [29–36]. Moreover, recent results from ALICE suggest that the measured ridge yields in low-multiplicity pp collisions are nonzero and substantially larger than the limits set in e^+e^- annihilation [37]. ATLAS also observed significant nonzero values of the second- and third-order flow coefficients measured in photonuclear ultraperipheral Pb–Pb collisions [38]. Thus, the existing measurements do not yet provide an answer to the important question of whether the origin of collectivity in small systems is attributed to the formation of a strongly-interacting quark–gluon plasma (QGP), or if it originates from different physical mechanisms. Several theoretical approaches have been suggested to explain the QGP-like effects in small collision systems. For example, the PYTHIA 8 [6] model can qualitatively describe some of the observed features by incorporating new phenomenological final-state prehadronization mechanisms, such as rope hadronization [39], string shoving [40], and MPI together with the CR mechanisms [6, 8].

The production of (un)identified charged hadrons as a function of multiplicity has been studied to understand the origin of the collective-like effects observed in pp and p–Pb collisions. Measurements of the inclusive charged particle production as a function of multiplicity indicate a stronger-than-linear increase of the high- p_T particle yields with increasing multiplicity relative to the yield in minimum-bias (MB) pp collisions [41], which is a consequence of an autocorrelation bias. To minimize such biases, the event classification has also been performed using charged-particle multiplicity measurements at forward pseudorapidity, i.e. in a different pseudorapidity interval than the one in which the observable of interest is measured [24]. However, this event selection approach is still sensitive to biases from local multiplicity fluctuations originating from jets that in turn enhance the high- p_T particle production, affecting the search for medium-induced jet modification in small systems [34]. For example, a detailed analysis using data and MC simulations showed that high-multiplicity pp collisions selected at forward and backward rapidities, and requiring a hard process at midrapidity, results in the distribution of particles with multi-jet topologies, consequently affecting the search for medium-induced jet modification in small system [29].

Different event classifiers are proposed to reduce the existing biases in selectors based only on the forward multiplicity. These include transverse sphericity (S_0) [41–43] and the relative transverse activity

classifier (R_T) [44], both measured at midrapidity. Sphericity is used to isolate pp collisions characterized by dijet topologies, which are dominated by hard partonic scatterings. Furthermore, it can select events with a large number of partonic interactions that yield an isotropic distribution of charged particles in the transverse plane [45]. Regarding sphericity, pp collisions with sphericity values near zero are characterized by a dijet topology and are dominated by hard partonic scatterings. In contrast, events with sphericity values close to unity have an isotropic particle distribution in the transverse plane and are dominated by multiparton interactions. In Ref. [43], particle spectra are analyzed as a function of sphericity and multiplicity, both measured at midrapidity and forward rapidity. Using the midrapidity multiplicity estimator together with a selection based on sphericity, it is possible to select events with a relatively large difference between the $\langle p_T \rangle$ of jetty and isotropic events as opposed to the case when the forward multiplicity estimator is used. However, a potential bias from jets fragmenting into many low- p_T particles emerges when the selection of high event activity at midrapidity is made.

The R_T classifier selects pp collisions based on their UE activity in the region perpendicular to the direction of the leading charged particle, i.e. the one with the highest p_T , in the event [44]. This approach probes the structure of the underlying event by separating events with exceptionally large or small transverse activity with respect to the event-averaged mean. This classification is applied in recent measurements of charged and identified particle production by ALICE [46], where the particle production is investigated as a function of the UE activity [46, 47]. Phenomenological studies have found that transverse activity is strongly correlated with the average number of MPIs. In the region perpendicular to the leading particle, the spectral shapes of all particle species harden with increasing UE activity, which could be an indication of selecting multijet topologies. These effects could be a consequence of a selection bias originating from initial- and final-state radiations [48].

Efforts have been made to develop a new event selector with reduced biases from local multiplicity fluctuations in the pseudorapidity region where multiplicity is measured. A necessary condition is to have a large sensitivity to quantities at the partonic level, such as MPI. For example, Ref. [49] proposes an event activity estimator with strong sensitivity to soft multiparton interactions and color reconnection effects using machine-learning-inspired techniques. In this study, the ratio of the yield of charged pions in pp collisions with a large number of MPIs to that in MB collisions shows a pronounced peak in the intermediate- p_T region ($2 < p_T < 8 \text{ GeV}/c$), which is attributed to CR. At larger p_T , such a ratio is consistent with unity. These effects have not been observed with the existing event activity estimators. In this context, the present paper explores a novel event classifier called flattenicity, which combines information from both the azimuthal and polar (pseudorapidity) angles [50]. The p_T spectra are studied in events selected as a function of flattenicity, with and without a multiplicity preselection in pp collisions at $\sqrt{s} = 13 \text{ TeV}$. This measurement aims to provide further insights into the underlying processes behind collective phenomena, and it gives a better understanding of the partonic dynamics of the collisions. Moreover, it offers valuable information needed to improve the accuracy of event generators in describing the soft-QCD regime in small collision systems.

The paper is organized as follows. The ALICE experimental setup is described in Sec. 2, focusing on the detectors which are relevant to the presented measurements. Section 3 introduces charged-particle flattenicity and discusses its properties. Section 4 discusses the analyzed data samples, the details of the event and track selection criteria, the event classification, as well as the analysis techniques to measure the p_T spectra for the different particle species. Sections 5 and 6 outline the correction procedures and the estimation of systematic uncertainties. The results are presented and discussed in Sec. 7, including comparisons to Monte Carlo model predictions. Finally, Sec. 8 gives the summary and draws the conclusions.

2 Experimental apparatus

A detailed description of the ALICE detector can be found in Ref. [51]. The relevant detectors for the present analysis are the Inner Tracking System (ITS) [52], the Time Projection Chamber (TPC) [53], the Time-Of-Flight (TOF) detector [54], and the V0 detectors [55]. These detectors are located in the central barrel surrounded by a solenoidal magnet, providing a homogeneous $B = 0.5$ T-magnetic field along z . The barrel includes a set of tracking detectors: the six-layer silicon ITS detector surrounding the beam pipe, the large-volume (5 m length, 0.85 m inner radius and 2.8 m outer radius) cylindrical TPC, and the TOF detector. The ITS is the innermost detector, covering the pseudorapidity region $|\eta| < 0.9$. The two innermost layers are silicon pixel detectors (SPD), followed by two intermediate layers composed of silicon drift detectors (SDD), and finally, the two outermost layers are silicon strip detectors (SSD). The ITS measures the position of the primary collision vertex, the impact parameter of the tracks, and improves considerably the track- p_T resolution at high- p_T . The TPC is the main detector for tracking and particle identification, covering the pseudorapidity range $|\eta| < 0.8$ with full-azimuth coverage. With the measurement of drift time, the TPC provides three-dimensional space-point information for each charged track, with up to 159 tracking points. Tracks originating from the primary vertex can be reconstructed down to $p_T \sim 100$ MeV/ c [56], albeit with a lower tracking efficiency for identified charged hadrons below $p_T = 200$ MeV/ c . The TPC provides charged-hadron identification via measurement of the specific energy loss dE/dx in the gas, with a resolution of $\sim 5\%$ in pp collisions [56]. The TOF detector is a cylindrical array of multi-gap resistive plate chambers that surrounds the TPC and covers the pseudorapidity range $|\eta| < 0.9$ with full azimuthal acceptance. The time-of-flight is measured as the difference between the particle arrival time and the collision time of the event. The total time resolution, including the resolution on the collision time, is about 90 ps in pp collisions. It enables particle identification up to about $p_T = 3$ GeV/ c [20, 46]. In addition, the central barrel includes the V0 detectors. They are composed of two scintillator arrays placed along the beam axis (z) on each side of the nominal interaction point at $z = 340$ cm and $z = -90$ cm, covering the pseudorapidity regions $2.8 < \eta < 5.1$ (V0A) and $-3.7 < \eta < -1.7$ (V0C), respectively. Each of the V0 arrays is segmented into four rings in the radial direction, and each ring is divided into eight sections in the azimuthal direction. This results in a lattice of $N_{\text{cell}} = 64$ cells. The amplitudes of V0A and V0C detector signals are proportional to charged-particle multiplicity, and their sum is denoted as V0M, used in event classification. The V0 detectors provide the interaction trigger, and it is also used for beam-induced background suppression. Furthermore, it is employed for event classification based on multiplicity and flattenicity (see Sec. 3).

3 Charged-particle flattenicity

Charged-particle flattenicity (ρ) is measured on an event-by-event basis using the deposited energy registered in each cell of the V0 detector. The energy deposit in a given cell i is proportional to the multiplicity of primary charged particles ($N_{\text{ch}}^{\text{cell},i}$). Flattenicity is defined as follows [50]

$$\rho = \frac{\sqrt{\sum_{i=1}^{64} (N_{\text{ch}}^{\text{cell},i} - \langle N_{\text{ch}}^{\text{cell}} \rangle)^2 / N_{\text{cell}}^2}}{\langle N_{\text{ch}}^{\text{cell}} \rangle}, \quad (1)$$

where, $N_{\text{ch}}^{\text{cell},i}$ is the particle multiplicity in the i -th cell and $\langle N_{\text{ch}}^{\text{cell}} \rangle$ is the average over the total number of 64 cells per event. Flattenicity is therefore a measurement of the local multiplicity fluctuations in the V0 detector, small fluctuations are associated with $\rho \rightarrow 0$. It is demonstrated in Ref. [50] that ρ is a robust observable against variations in the size of the cell. The values of ρ range between 0 and 1. To associate flattenicity with other event shape observables, e.g. sphericity [41, 43], the results are presented as a function of $1 - \rho$. Based on PYTHIA 8 simulations, multijet topologies, that are produced by MPI, yield small flattenicity values ($1 - \rho \rightarrow 1$), whereas pp collisions with a few MPIs have large flattenicity values ($1 - \rho \rightarrow 0$). As a consequence, the lower bound of $1 - \rho$ aims at selecting “soft” pp collisions

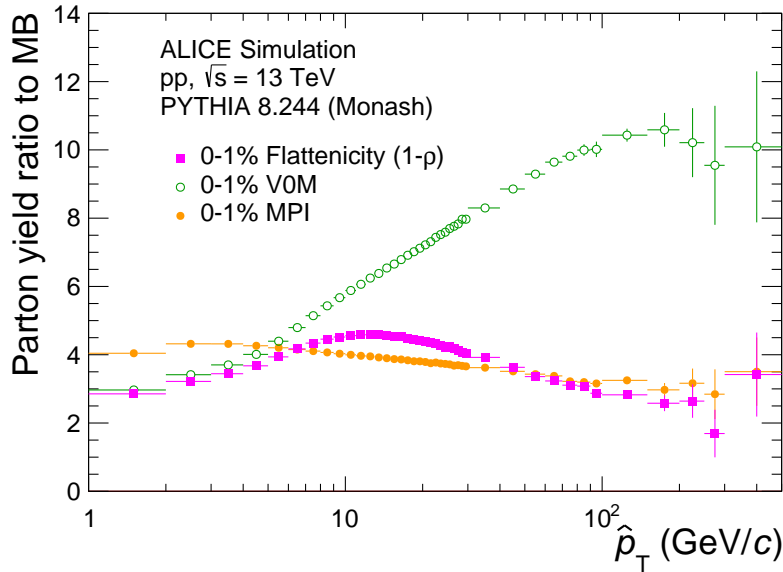


Figure 1: Ratios of parton yields for the events with the 0–1% highest activity according to various event activity measures to that without any event selection as a function of the parton transverse momentum (\hat{p}_T). The results are for pp collisions at $\sqrt{s} = 13$ TeV simulated with PYTHIA 8 Monash 2013 tune.

(including diffractive events), which, on average, produce a lower number of high- p_T hadrons compared with the inclusive ($1 - \rho$ –integrated) distribution, thereby making the p_T spectra softer. In contrast, the upper bound of $1 - \rho$ is associated with events with spherical topologies that contain particles from several multiparton interactions. By definition, flattenicity is a multiplicity-dependent quantity. Low-flattenicity events ($1 - \rho \rightarrow 1$) have large event activity (i.e. large number of MPIs), and therefore rich QCD dynamics; this scenario can be reached in HM events [43]. On the contrary, the high-flattenicity limit ($1 - \rho \rightarrow 0$) is associated with low-multiplicity events, mostly pp collisions with a few MPIs. These effects can be factorized by performing the event classification using a double-differential selection based on both multiplicity and flattenicity.

One can avoid trivial auto-correlation effects by measuring flattenicity in the forward rapidity region and the p_T spectra of charged particles in the midrapidity region. Studies based on PYTHIA 8 showed that the calculation of flattenicity in the V0 acceptance (rather than at midrapidity) enhances the sensitivity to the global shape of the event [50]. As discussed earlier, there is a trivial correlation between MPI and the hardness of the collision. The larger the number of MPIs, i.e. collisions with small impact parameters, the larger the likelihood to produce a harder parton-parton scattering. However, selecting pp collisions based on their multiplicity biases the sample towards local multiplicity fluctuations originating from jets which yield a non-trivial effect. This is illustrated in Fig. 1, which shows the distribution of outgoing parton transverse momenta (\hat{p}_T) in pp collisions simulated with PYTHIA 8 with the highest 0-1% event activity normalized to that in MB pp collisions. The event selection is done using the number of MPIs, flattenicity, and the VOM multiplicity estimator. The event selection based on MPI yields a ratio that is nearly flat up to $\hat{p}_T \approx 10$ GeV/c, and, from that \hat{p}_T onward, followed by a slightly decreasing trend. For $\hat{p}_T > 30$ GeV/c, a similar ratio as a function of \hat{p}_T is obtained when the event selection is performed using flattenicity. In contrast, the event selection based on VOM multiplicity yields a ratio that increases with \hat{p}_T . Overall, the flattenicity-dependent results are closer to the MPI-dependent results.

Given the sensitivity of the flattenicity to MPI, the selection of events with $1 - \rho \rightarrow 1$ can enhance the color reconnection effects, which are more pronounced in collisions with a higher number of MPIs [8]. Color reconnection is expected to make a connection between the event activity in the forward region and the midrapidity region where the actual particle p_T spectra are measured [57]. To test this assumption, a

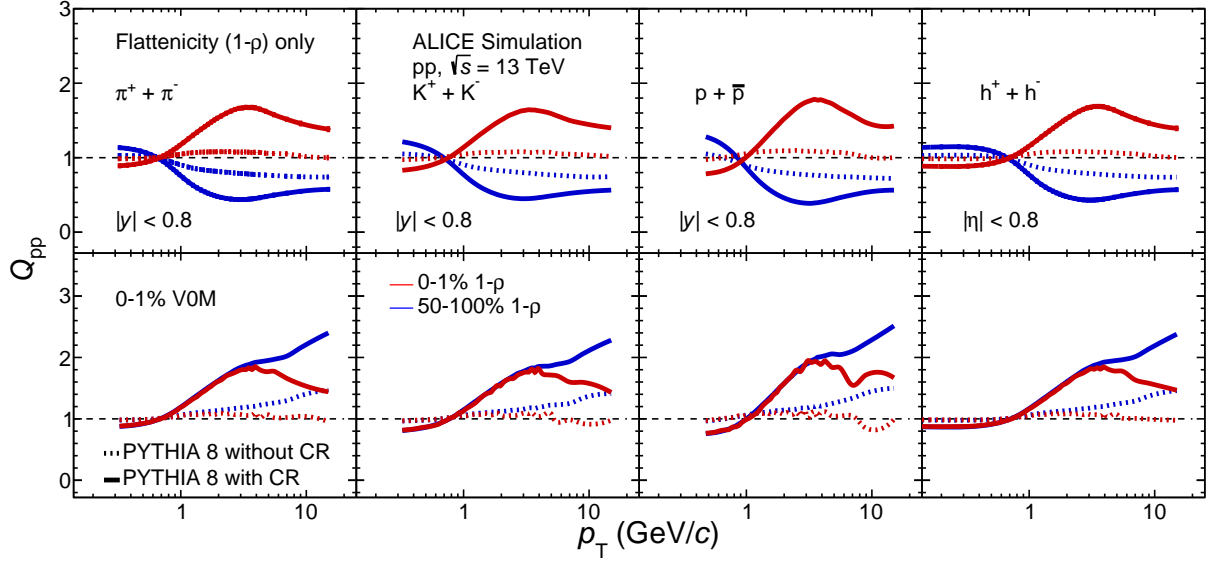


Figure 2: The Q_{pp} ratio of π , K, p, and h^\pm for the 0–1% and 50–100% flattenicity ($1 - \rho$) event classes (top row), and for HM events (0–1% VOM) in the same $1 - \rho$ event classes (bottom row) simulated using PYTHIA 8 with and without CR. There is a $|y| < 0.8$ ($|\eta| < 0.8$) cut in the rapidity (pseudorapidity) of identified (unidentified) particles.

quantity Q_{pp} can be defined that demonstrates the evolution of the p_T -spectral shapes with flattenicity

$$Q_{pp} = \frac{1/\langle dN_{ch}/d\eta \rangle_{1-\rho}}{1/\langle dN_{ch}/d\eta \rangle_{MB}} \frac{(d^2N/dydp_T)_{1-\rho}}{(d^2N/dydp_T)_{MB}}. \quad (2)$$

The Q_{pp} quantity is given by the ratio of the particle yield measured in a given $1 - \rho$ class to the yield measured in MB pp collisions. The Q_{pp} ratio is scaled by the ratio of average charged-particle pseudorapidity density measured in $|\eta| < 0.8$ for a given flattenicity event class to that for the MB event class $\langle dN_{ch}/d\eta \rangle_{1-\rho}/\langle dN_{ch}/d\eta \rangle_{MB}$ that, according to PYTHIA 8, is proportional to the average number of MPIs. If a pp collision in a given flattenicity class behaved like a simple superposition of independent semi-hard parton-parton scatterings, the Q_{pp} would approach unity.

Figure 2 shows Q_{pp} of π , K, p, and h^\pm for two extreme limits of flattenicity, the 0–1% and 50–100% $1 - \rho$ event classes, simulated with PYTHIA 8 (with and without CR). There is a $|y| < 0.8$ ($|\eta| < 0.8$) cut in the rapidity (pseudorapidity) of identified (unidentified) particles. The Q_{pp} is around unity for 0–1% $1 - \rho$ events without color reconnection regardless of particle species or event activity selection based on VOM [49]. This feature results from the sum of incoherent parton–parton collisions. Moreover, the Q_{pp} in the 50–100% $1 - \rho$ class shows a slight decrease with increasing p_T because this type of pp collisions involve smaller momentum transfers than in MB pp collisions. On the other hand, the inclusion of the CR mechanism causes a deviation from unity: a “bump” structure and a dip emerge in the intermediate- p_T range ($1 < p_T < 8$ GeV/c) for the 0–1% and 50–100% $1 - \rho$ event classes, respectively. At higher p_T , the ratios approach unity like in the analogous \hat{p}_T plot shown in Fig. 1. The bottom row of Fig. 2 shows the corresponding results for the HM event class. The results reveal similar features in the case of 0–1% $1 - \rho$. However, the Q_{pp} in the 50–100% $1 - \rho$ event class increases over the entire p_T range. It is important to note that this effect was also seen for VOM-only event selections [20, 46], and it is a consequence of jet fragmentation bias [41]. Despite the fact that the flattenicity is closely related to the event multiplicity ($\rho \propto 1/\sqrt{N_{ch}}$), the observed features in the pp collisions with ρ close to zero go beyond those obtained using a simple high-multiplicity selection. Moreover, the events with ρ close to zero can be associated with collisions with many MPIs.

Table 1: Average charged-particle multiplicity density $\langle dN_{\text{ch}}/d\eta \rangle$ in $|\eta| < 0.8$ measured in different flattenicity event classes for multiplicity-integrated (VOM percentile 0–100%) and high-multiplicity (VOM percentile 0–1%) events. The $\langle dN_{\text{ch}}/d\eta \rangle$ is measured by integrating the fully corrected p_{T} spectra of charged particles. The reported uncertainties correspond to the systematic contributions. Statistical errors are negligible compared to the systematic ones.

Multiplicity-integrated (VOM percentile 0–100%)				
Class name	I	II	III	IV
1 – ρ percentile	0–1%	1–5%	5–10%	10–20%
$\langle dN_{\text{ch}}/d\eta \rangle$	22.2 ± 0.7	18.2 ± 0.5	15.3 ± 0.5	12.6 ± 0.4
Class name	V	VI	VII	VIII
1 – ρ percentile	20–30%	30–40%	40–50%	50–100%
$\langle dN_{\text{ch}}/d\eta \rangle$	10.0 ± 0.3	8.06 ± 0.19	6.47 ± 0.13	3.51 ± 0.04
VOM percentile 0–1%				
Class name	I	II	III	IV
1 – ρ percentile	0–1%	1–5%	5–10%	10–20%
$\langle dN_{\text{ch}}/d\eta \rangle$	31.2 ± 0.5	29.8 ± 0.4	29.0 ± 0.4	28.1 ± 0.4
Class name	V	VI	VII	VIII
1 – ρ percentile	20–30%	30–40%	40–50%	50–100%
$\langle dN_{\text{ch}}/d\eta \rangle$	27.4 ± 0.5	26.7 ± 0.5	26.1 ± 0.6	24.0 ± 0.9

4 Event and track selection

The present study uses a minimum-bias data sample from pp collisions at $\sqrt{s} = 13$ TeV collected between 2016 and 2018 during the Run 2 data-taking period of the LHC. The minimum-bias events are selected by the requirement of a charged-particle signal in both V0 detectors. Contamination from beam-induced background events is removed offline by using the timing information of the V0 detectors and by taking into account the correlation between the number of tracklets (short track segments reconstructed using only SPD information) and the number of SPD clusters. Events are required to have a vertex position along the beam axis within $|z| < 10$ cm. A selection criterion based on the offline reconstruction of multiple primary vertices in the SPD is applied to remove contamination from pile-up events in the same bunch crossing [51]. After the offline rejection, the remaining pile-up has a negligible impact on the final results.

The MB events are further required to have at least one charged particle produced in the pseudorapidity interval $|\eta| < 1$. This class of events is referred to as INEL >0 and corresponds to about 75% of the total inelastic cross section [20, 26, 58]. This study exploits about 1.64×10^9 selected minimum-bias pp collisions, corresponding to an integrated luminosity of about 21 nb^{-1} . The multiplicity is classified in VOM percentiles, where 0–1% corresponds to the highest (0–1% VOM) multiplicity events. This HM event class will be used throughout the paper. The event selection based on flattenicity uses a procedure similar to that performed with the VOM multiplicity estimator. The simulated and the measured flattenicity distributions are divided into classes with different percentiles of the corresponding distribution. The measured flattenicity probability distribution with the minimum-bias sample and its division into percentiles is shown in Fig. 3. The percentiles used for the measurement of the p_{T} spectra of charged and identified particles and the corresponding average charged-particle pseudorapidity densities $\langle dN_{\text{ch}}/d\eta \rangle$ measured within $|\eta| < 0.8$ are listed in Tab. 1, where the values for 0–1% VOM event class are also reported. Roman numerals represent the labeling convention for these percentiles, similar to what was reported in earlier ALICE publications [41, 43, 46]. The $\langle dN_{\text{ch}}/d\eta \rangle$ is measured by integrating the fully corrected p_{T} spectra of charged particles. The details regarding the measurement of $\langle dN_{\text{ch}}/d\eta \rangle$ are given

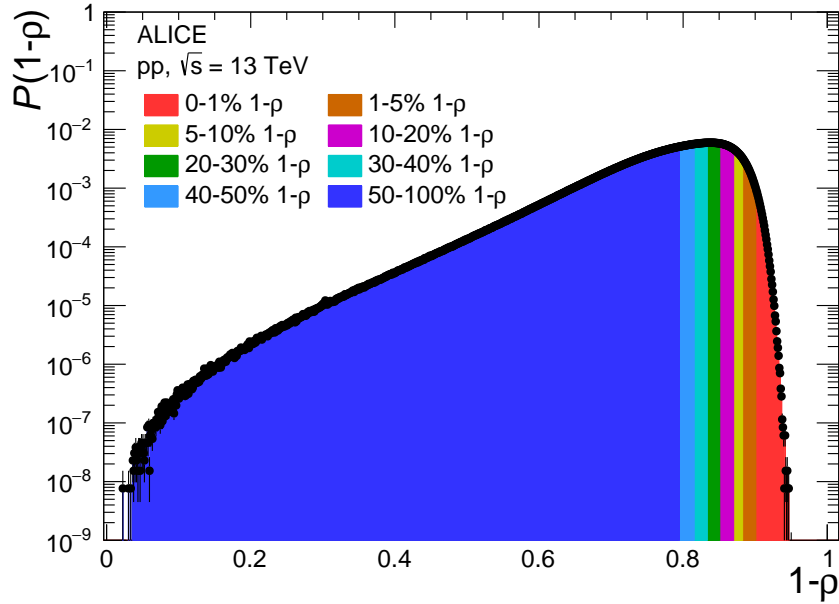


Figure 3: Measured flattenicity probability distribution using the minimum bias sample. The colored areas represent the different percentile classes used in the measurement of the p_T spectra.

Table 2: The name of the analysis technique and the transverse momentum ranges in which π , K, p are measured.

Analysis technique	p_T (GeV/c) ranges		
	π	K	p
TPC	0.3 – 0.7	0.3 – 0.6	0.45 – 1
TOF	0.7 – 3	0.6 – 3	1 – 3
TPC rel. rise	2 – 20	3 – 20	3 – 20

in Sec. 6. The flattenicity-integrated values of $\langle dN_{ch}/d\eta \rangle$, i.e. the minimum-bias as well as the 0–1% V0M values, are taken from Ref. [59]. A clear correlation between ρ and $\langle dN_{ch}/d\eta \rangle$ is observed: the 50–100% $1 - \rho$ event class has lower $\langle dN_{ch}/d\eta \rangle$ values than the 0–1% $1 - \rho$ event class.

The transverse momentum spectra are measured with primary charged particles [60]. Charged particles are reconstructed using information from the ITS and TPC detectors within the pseudorapidity interval, $|\eta| < 0.8$. The track selection criteria closely follow those used in Ref. [61]. In particular, tracks are required to have clusters on at least 70 TPC pad rows. They are also required to have at least two hits in the ITS, out of which at least one is in the SPD layers. The fit quality for the ITS and TPC track points must satisfy $\chi^2_{ITS}/N_{hits} < 36$ and $\chi^2_{TPC}/N_{clusters} < 4$, where N_{hits} and $N_{clusters}$ are the number of hits in the ITS and the number of clusters in the TPC associated with the track, respectively. A 2-cm cut on the distance-of-closest approach (DCA) to the reconstructed primary vertex in the z -direction (DCA_z) is applied to limit the contamination from secondary particles. Furthermore, a p_T -dependent selection on the DCA_{xy} in the plane perpendicular to the beam axis is applied.

The particle identification (PID) is performed using the standard techniques explained in previous ALICE publications [20]. Table 2 lists the names of the analysis techniques and the p_T range in which the spectra are measured. Below $p_T = 1$ GeV/c, PID is performed on a track-by-track basis [20]. Up to $p_T = 3$ GeV/c, the yield of π , K, and p is extracted from the information provided by the TOF detector [46]. Finally, the TPC relativistic rise method is employed in the region $2 < p_T < 20$ GeV/c, where the yield is measured by fitting the dE/dx spectrum in the relativistic rise regime of the Bethe–Bloch curve as

described in Ref. [62].

5 Corrections

The fully corrected p_T spectra are obtained using standard methods [63]. The set of corrections includes the limited acceptance and tracking inefficiency, TPC-TOF matching inefficiency (only where the TOF measurement is used for PID), secondary particle contamination, and event and signal losses. All corrections are calculated using events simulated with PYTHIA 8.2 tune Monash 2013, hereafter referred to as PYTHIA 8 [64]. The simulated particles are subsequently propagated through a simulation of the ALICE detector using the GEANT 3 transport code [65]. The simulated particles are reconstructed using the same algorithms as for the data. Since the tracking and matching efficiencies, and the contamination of secondary particles show little or no dependence on the event multiplicity, the minimum-bias result is used for all the multiplicity and flattenicity classes. The tracking inefficiency of unidentified charged particles takes into account the measured particle composition of the charged spectrum as described in [66]. The residual contamination from secondary particles (the products of weak decays and particles produced due to interactions with the detector material) is estimated by fitting the data DCA_{xy} distributions in p_T bins using Monte Carlo templates describing the contribution of primary and secondary particles [46, 63]. This correction amounts to 1%, 10%, and 3% at $p_T \approx 0.5$ GeV/ c for π^\pm , p (\bar{p}), and charged hadrons, respectively. Finally, the spectra are corrected for event and signal losses, which take into account the trigger selection inefficiency [26]. Both corrections are relevant for low-multiplicity events. In particular, the signal-loss correction is the largest for events in the 50–100% $1 - \rho$ class, it amounts up to 6% at $p_T = 0.3$ GeV/ c and decreases to 1% at $p_T = 10$ GeV/ c . For the same class of events, the magnitude of the event loss correction is about 12%.

6 Systematic uncertainties

The total systematic uncertainty on the p_T spectra is estimated using standard procedures described in Refs. [20, 41, 46]. The different sources of uncertainty are grouped into two disjoint classes: common uncertainties between the charged and identified-particle analyses, and analysis-specific uncertainties. The former class includes the uncertainties due to the vertex and track selections, event and signal loss corrections, ITS-TPC and TPC-TOF matching efficiencies, and Monte Carlo non closure. The systematic uncertainty on the ITS-TPC and TPC-TOF matching efficiencies is taken from Ref. [20]. The quantification of the systematic uncertainty specific to the extraction of the identified-particle yield, and to the estimation of the secondary particle contamination correction is described in detail in Ref. [63]. The individual sources of uncertainty are summed in quadrature to obtain the total systematic uncertainty on the p_T spectra. Tables 3 and 4 summarize the different sources of uncertainty in the charged and identified particle analyses. Below, only a brief description of the sources of systematic uncertainty, which depend on the flattenicity selection is given.

- Monte Carlo (MC) non closure: This is measured as a function of the multiplicity and flattenicity selections. It is estimated by comparing the fully corrected p_T spectra with the spectra obtained in the MC simulation at the generator level. For the 50–100% $1 - \rho$ class, the non closure has its maximum value of about 16% at $p_T = 3$ GeV/ c , whereas, for the 0–1% $1 - \rho$ class, its value is estimated to be 10% at $p_T = 0.15$ GeV/ c , at which the value is largest. For the HM events (0–1% V0M), the non closure is between about 3.5% and 21% for the 0–1% $1 - \rho$ class, whereas it amounts to 12–19% in the 50–100% $1 - \rho$ class, depending on p_T . The main source of the uncertainty of the MC non closure is related to the effect of secondary particles that enter the measured flattenicity, which are not considered in the calculation of flattenicity in MC at the generator level.
- Event and signal loss corrections: These corrections have a modest dependence on the Monte Carlo event generator. Therefore, the EPOS LHC model is used to quantify a second set of corrections.

Table 3: Main sources and values of the relative systematic uncertainties on the p_T spectra of charged particles. They are given for three different p_T values. The abbreviation “negl.” indicates a negligible value.

p_T (GeV/c)	0.15	3.0	10
Source of uncertainty			
Vertex selection	0.1%	0.1%	0.7%
Track selection	1.1%	0.5%	0.9%
ITS-TPC matching efficiency	2.0%	4.0%	5.0%
Secondary particles	1.1%	negl.	negl.
p_T resolution	negl.	negl.	0.1%
Particle composition	0.2%	1.5%	0.3%
MC non-closure	1.5%	15.9%	4.8%
Total	2.9%	16.5%	7.0%

These corrections depend on the multiplicity and/or flattenicity class, the transverse momentum, and the particle species. The difference between the corrections obtained with PYTHIA 8 and EPOS LHC is assigned as the systematic uncertainty. In particular, the signal loss correction uncertainty for unidentified charged particles in the 50-100% flattenicity class is between 0.6% and 2.6% over the entire p_T range and becomes negligible for the 0-1% class. The event loss correction uncertainty, which depends only on the multiplicity and/or flattenicity class is about 0.6% for the 50–100% flattenicity class and negligible for the 0–1% class.

The charged-particle pseudorapidity densities $\langle dN_{ch}/d\eta \rangle$ (c.f. discussion in Sec. 4), the p_T -integrated particle yields (dN/dy), and the average transverse momenta ($\langle p_T \rangle$) were calculated using the measured p_T distributions and their extrapolations based on Lévy–Tsallis fits to unmeasured p_T regions, similar to what was done in previous measurements [20, 24, 67]. The fractions of extrapolated yields in the 0–1% $1 - \rho$ class amount to 34%, 14%, and 15% for π , K, and p, respectively. The variation of fit ranges and other fit functions (Boltzmann–Gibbs blast wave, m_T -exponential, Fermi–Dirac, and Bose–Einstein) were considered to estimate the systematic uncertainties related to the procedure. The resulting variations in the $\langle dN_{ch}/d\eta \rangle$, dN/dy , and $\langle p_T \rangle$ values are incorporated into the systematic uncertainties. The total systematic uncertainties, for example for the 0–1% $1 - \rho$ class, on the dN/dy and $\langle p_T \rangle$ amount to 4.4% and 3% for π , 4% and 2% for K, and 3.2% and 2% for p, respectively.

7 Results and discussion

This section describes the transverse momentum spectra, dN/dy , $\langle p_T \rangle$, p_T -differential particle ratios, and p_T -integrated particle ratios as a function of flattenicity and double-differentially as a function of flattenicity in HM (0–1% V0M class) events.

The results presented below are compared with theoretical predictions from QCD-inspired MC models. Besides the PYTHIA 8 model introduced earlier, EPOS LHC [68, 69] is also used for comparisons. EPOS LHC is a two-component core-corona model: the high energy-density “core” region undergoes a collective expansion and hadronization including radial and longitudinal flow effects, whereas the low-density “corona” region is described by independent string fragmentation and hadronization.

The top part of Fig. 4 shows the p_T spectra of π , K, p, and h^\pm as a function of charged-particle flattenicity. As discussed in Sec. 3, the Q_{pp} ratio can be used to illustrate the sensitivity to MPI and CR effects. The p_T spectra of charged particles are used to derive the average charged-particle pseudorapidity densities $\langle dN_{ch}/d\eta \rangle$. These values are reported in Tab. 1 in Sec. 4 and illustrate the implicit

Table 4: Summary of systematic uncertainties on the p_T spectra of π , K, and p. The uncertainties are shown for three different representative p_T values. The last two rows show the total systematic uncertainty on the p_T spectra and the p_T -differential particle ratios. The values of MC non-closure are given for the 0–1% $1 - \rho$ class.

Source of uncertainty									
Common									
	π			K			p		
p_T (GeV/c)	0.3	3	10	0.3	3	10	0.45	3	10
ITS–TPC matching efficiency	1.4%	2.6%	5%	1.4%	2.6%	5%	1.4%	2.6%	5%
Vertex selection	0.1%	0.1%	0.7%	0.1%	0.1%	0.7%	0.1%	0.1%	0.7%
Track selection	0.7%	0.5%	1%	0.7%	0.5%	1%	0.7%	0.5%	1%
MC non closure	10%	9.3%	1.8%	10%	9.3%	1.8%	10%	9.3%	1.8%
Analysis-specific									
	π			K			p		
TPC, p_T (GeV/c)	0.3		0.7	0.3		0.6	0.45		1
PID	0.1%		3%	1.5%		7.8%	2.5%		3.2%
Feed-down	0.8%		0.1%	-		-	10%		1%
TOF, p_T (GeV/c)	1		2	1		2	1		2
PID	negl.		2.3%	1.4%		7.2%	negl.		0.9%
Feed-down	negl.		negl.	-		-	1%		0.1%
TOF matching efficiency	3%		3%	6%		6%	4%		4%
TPC rel. rise, p_T (GeV/c)	3		10	3		10	3		10
PID	1%		1.5%	10.3%		3.5%	11.6%		5.8%
Feed-Down	negl.		negl.	-		-	0.1%		0.1%
Total									
	π			K			p		
p_T (GeV/c)	0.3	2	10	0.3	2	10	0.45	2	10
Total	10.1%	10.7%	5.5%	10.2%	15.4%	6.4%	14.4%	10.6%	8%
Particle ratios									
				K/ π			p/ π		
p_T (GeV/c)				0.3	2	10	0.45	2	10
Total				7%	4%	4.4%	10.4%	3.5%	4.7%

multiplicity dependence of flattenicity. The bottom panels of Fig. 4 show the p_T dependence of Q_{pp} for the corresponding flattenicity classes. A clear development of a peak structure for the flattenicity event class I is observed for $1 < p_T < 8$ GeV/c. In contrast to previous measurements as a function of VOM multiplicity [20, 41], where similar ratios to Q_{pp} show an increasing trend with p_T for HM events, the Q_{pp} shows a hint for a gradual decrease at higher p_T for all flattenicity classes. This is consistent with the MC results, which suggest that flattenicity can be a potential observable to select HM pp collisions while minimizing the bias due to local multiplicity fluctuations. The bottom part of Fig. 4 reports the results from a double-differential analysis, where HM events (0–1% VOM) are first selected, and then a flattenicity classification is applied. The HM event class has, on average, three to four times larger $\langle dN_{ch}/d\eta \rangle$ with respect to MB events. However, the Q_{pp} in the event class VIII increases over the entire p_T range. In addition, the Q_{pp} measurements from this double-differential study are compared with those obtained for VOM-only event selections [20, 46], shown as black markers. The Q_{pp} that depends only on the multiplicity selection is closer to that in the 50–100% $1 - \rho$ class for the same multiplicity class. The increasing trend of the Q_{pp} can be attributed to a multiplicity-based selection biasing the sample towards collisions featuring fragmentation of hard partons.

Figure 5 shows the measured Q_{pp} ratios of π , K, p, and h^\pm , and model predictions from PYTHIA 8 [64] (with and without CR) and EPOS LHC [69]. Here, only the extreme flattenicity selections are examined, 0–1% and 50–100% $1 - \rho$. Results in the top row were obtained for multiplicity-integrated (0–100% VOM) events, whereas those shown in the bottom row were produced for high-multiplicity

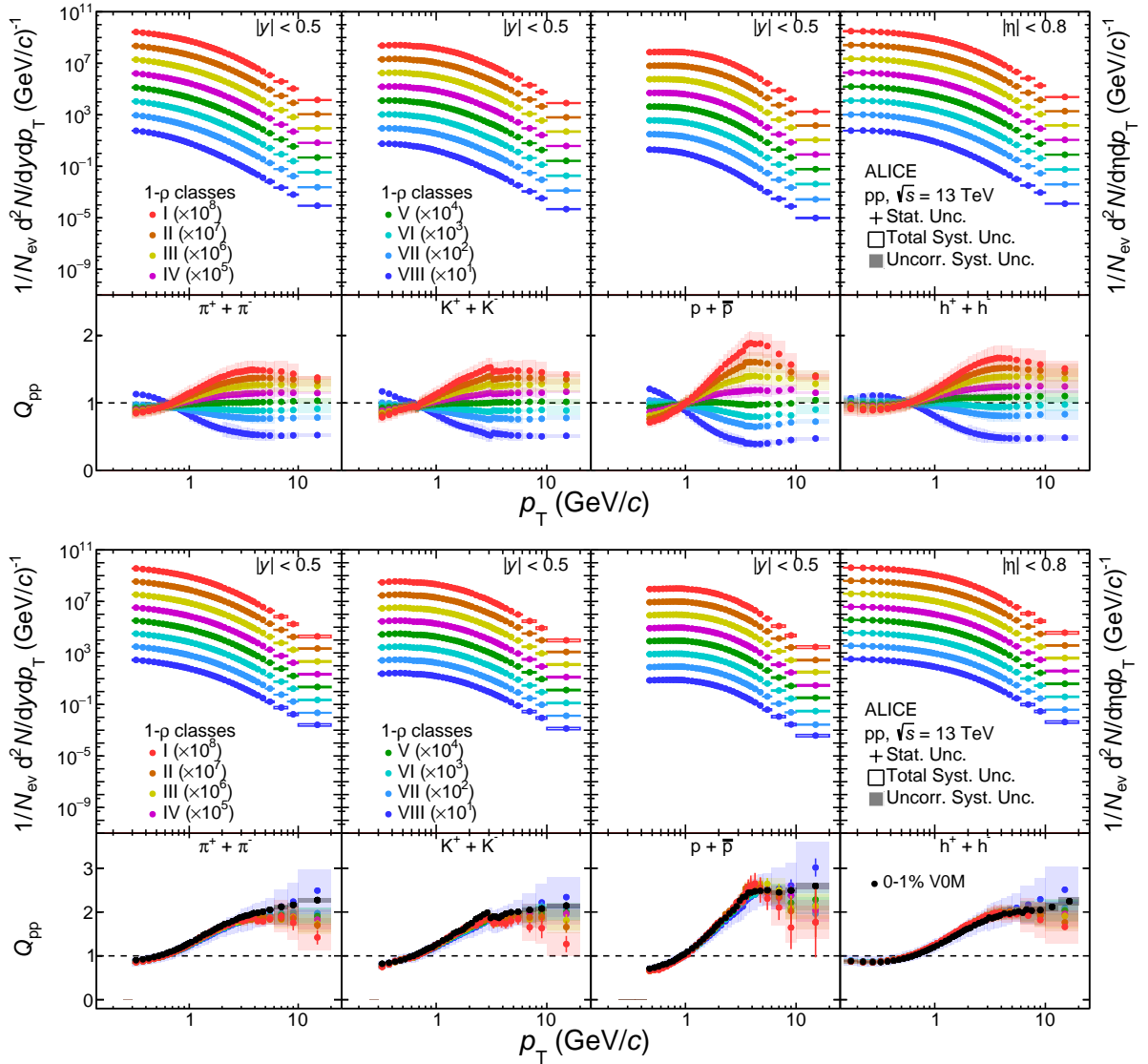


Figure 4: Transverse momentum (p_T) spectra of π^\pm , K^\pm , $(\bar{p})p$, and h^\pm for different flattenicity event classes (top panels), and for HM events (0–1% VOM) in the same flattenicity event classes (bottom panels). The spectra are scaled by powers of ten for better visibility. The yield of identified and unidentified particles is reported as a function of rapidity and pseudorapidity, respectively. The bottom panels in each figure show the Q_{pp} for the corresponding event classes. The statistical, total, and uncorrelated systematic uncertainties are represented with bars, boxes, and shaded areas around the data points, respectively. The flattenicity-integrated Q_{pp} values are taken from Refs. [20, 41].

(0–1% VOM) events. The measured Q_{pp} ratios for low- and high-flattenicity selections intersect unity at $p_T \approx 0.5$ GeV/c regardless of particle species and multiplicity selection. The data deviates from unity, and it depends on both the flattenicity selection and p_T . The prediction based on PYTHIA 8 without color reconnection effects (c.f. discussion in Sec. 3) yields Q_{pp} ratios consistent with unity, and it is far from describing the data. On the contrary, the PYTHIA 8 model with the Monash 2013 tune, that includes MPIs and CR effects, generally describes better the measurements of π , K, p, and h^\pm in flattenicity event classes. The EPOS LHC model with parametrized collective hydrodynamics describes the data only partially (low-to-mid p_T), while at high p_T it underestimates Q_{pp} for pions, kaons, and unidentified hadrons. In the double-differential analysis, PYTHIA 8 with CR describes the data well for both flattenicity event

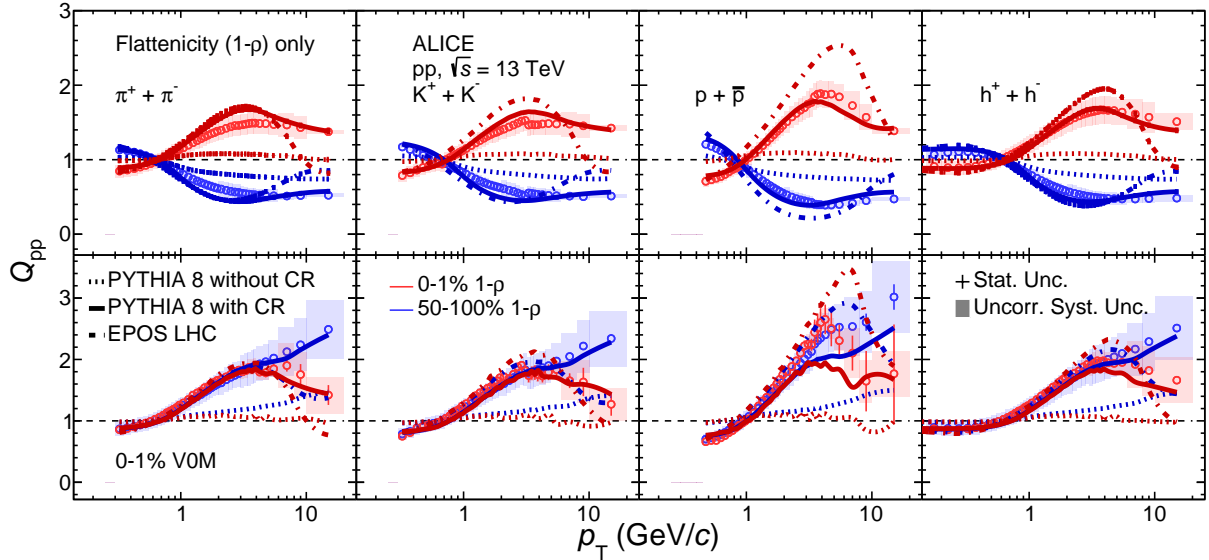


Figure 5: The Q_{pp} ratio of π , K , p , and h^\pm for the 0–1% and 50–100% $1 - \rho$ classes (top row) and for the same $1 - \rho$ classes in HM (0–1% VOM class) events (bottom row). The data are compared with PYTHIA 8 and EPOS LHC model predictions. The statistical and systematic uncertainties are represented with bars and shaded areas.

classes, although it gives only a qualitative description for protons.

Figure 6 shows the p_T -differential proton-to-pion (p/π), and kaon-to-pion (K/π) ratios for the two extremes of flattenicity: 0–1% and 50–100% $1 - \rho$. Left and right columns include results for multiplicity-integrated and 0–1% VOM event classes. The K/π ratio does not depend on flattenicity, neither in the multiplicity-integrated case nor in high-multiplicity events. The same is true for the model calculations with PYTHIA 8. A higher p/π ratio is observed in the 0–1% $1 - \rho$ class with respect to the 50–100% $1 - \rho$ one for $2 \lesssim p_T \leq 10$ GeV/ c when only a selection based on flattenicity is applied. This effect has already been reported in previous ALICE publications, where the particle production was measured as a function of event multiplicity [20, 24, 50]. The PYTHIA 8 model with color reconnection also predicts an enhanced baryon-to-meson ratio for the 0–1% $1 - \rho$ class with respect to the 50–100% $1 - \rho$ one. EPOS LHC predicts different p/π ratios as a function of flattenicity, and while it shows a very good agreement with the 50–100% $1 - \rho$ class, it overestimates the data in the 0–1% $1 - \rho$ one. For $p_T \geq 10$ GeV/ c , the measured p/π ratio between the two flattenicity classes is the same. However, the maximum in the highest $1 - \rho$ interval is shifted to the right with respect to the lowest $1 - \rho$ interval; this might be attributed to the jet hardening effect with increasing multiplicity. Finally, for the 0-1% VOM multiplicity class, the p/π ratios do not exhibit a strong flattenicity dependence. This feature is replicated by PYTHIA 8 with and without color reconnection effects, while EPOS LHC predicts trends that are not observed in the data. It is worth mentioning that a complementary analysis based on multiplicity and sphericity measured at midrapidity exhibits a strong event-shape dependence. A reduction of the particle ratios for jet-like events is observed [43, 45].

Figure 7 shows the p_T -integrated K/π and p/π ratios as a function of $\langle dN_{ch}/d\eta \rangle$ with a flattenicity-based selection only. The measurements are compared with their counterparts using the VOM multiplicity-based estimator [20]. The K/π and p/π ratios show an increasing trend going from 50–100% $1 - \rho$ (low-multiplicity) to 0–1% $1 - \rho$ (HM) events. This represents a 30% and 27% increase between the two extremes of flattenicity classes for the K/π and p/π , respectively. In order to compare these results with their multiplicity-dependent counterparts [20], the flattenicity-dependent particle ratios are fitted first using the $a - b \times (c - x)^{-1}$ parameterization, where a , b , and c are free fit parameters. The fit is then used

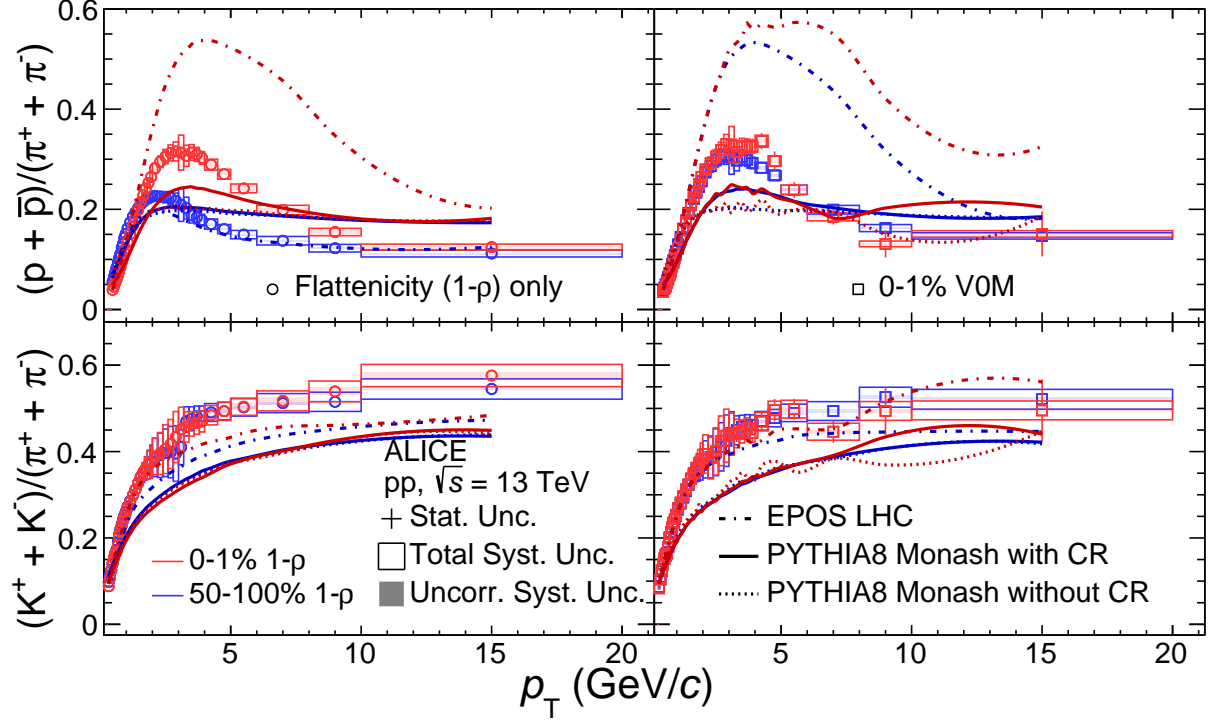


Figure 6: The p_T -differential proton-to-pion (top row) and kaon-to-pion (bottom row) particle ratios for two extremes of flattenicity event classes, as indicated in the legends, are shown. Left and right columns include results for multiplicity-integrated and 0–1% V0M event classes. The statistical, total, and uncorrelated systematic uncertainties are represented with bars, boxes, and shaded areas around the data points, respectively. The shaded regions around the model line represent the statistical uncertainties.

to quantify the data-to-fit ratio using the flattenicity and multiplicity-dependent measurements, which are shown in the lower panels of Fig. 7. The K/π measured with the flattenicity selection is marginally higher than the ratio observed in the multiplicity-dependent measurement. However, this is barely significant considering the current uncertainties. By comparing the Q_{pp} ratios (cf. Fig. 4) with the similar ratios computed for the multiplicity-only dependent results measured in V0M event classes [20, 41], one can observe that the V0M-based event classification produces more pions at low p_T ($\lesssim 500$ MeV/c). This might result in a larger K/π particle ratio when it is measured in flattenicity event classes. This observation is relevant for interpreting the measurements with strange and multi-strange hadrons in the high-multiplicity program at the LHC. A similar effect is seen for the p/π ratio measured using the flattenicity estimator, i.e. it is above the one measured as a function of multiplicity at high-particle densities, however, these differences are within the systematic uncertainties. The flattenicity-dependent measurements are accompanied by model predictions from PYTHIA 8 and EPOS LHC. PYTHIA 8 predicts no evolution with multiplicity for both particle ratios. On the contrary, EPOS LHC describes the multiplicity dependence of the K/π ratio, although it underestimates the data.

Figure 8 shows the average transverse momenta of π , K , and p as a function of the charged-particle density using the flattenicity and V0M multiplicity [20] based estimators. In both cases, the data show an increasing trend with increasing multiplicity. A mass ordering is observed among the particle species, where protons have the largest $\langle p_T \rangle$ values. The $\langle p_T \rangle$ of pions with a flattenicity selection is slightly higher than the value observed in the multiplicity-based selection at similar multiplicities. This effect can be attributed to an excess of low- p_T pions ($\lesssim 500$ MeV/c) when using the V0M multiplicity estimator [20], thereby yielding a lower $\langle p_T \rangle$ with respect to its counterpart as a function of flattenicity. On the other hand, the $\langle p_T \rangle$ values of kaons and protons are similar within the reported systematic uncertainties

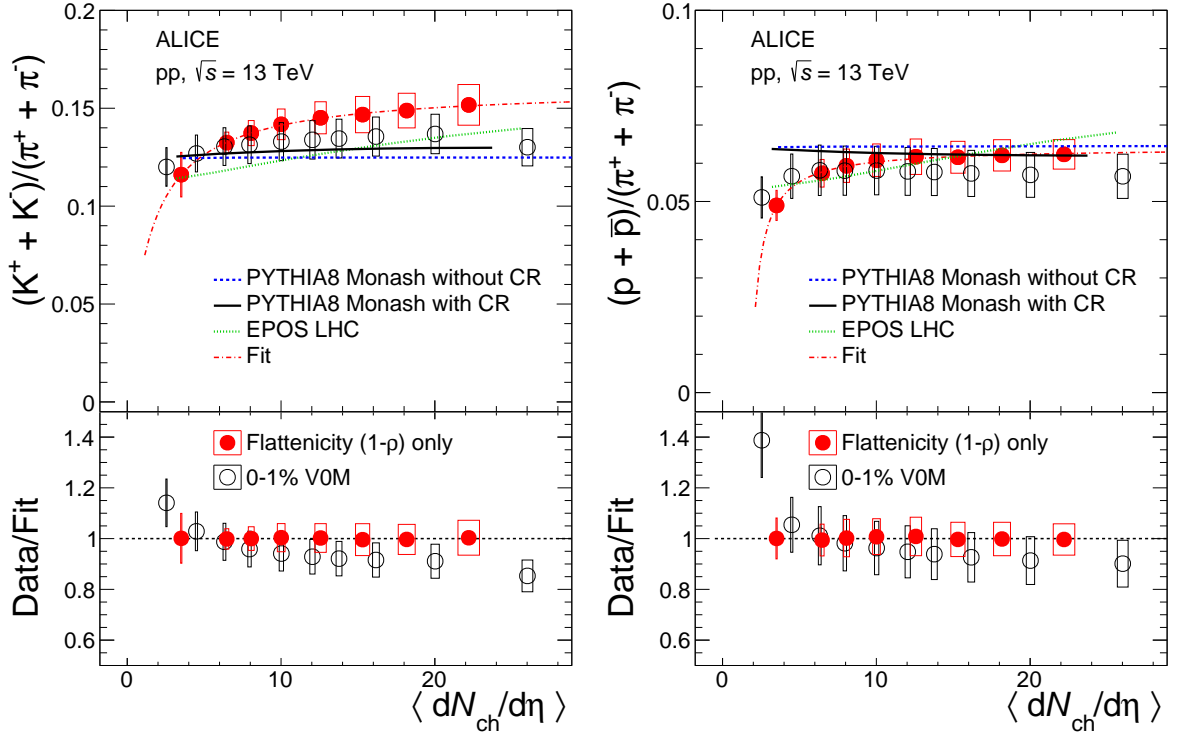


Figure 7: Top panels: Transverse momentum-integrated particle ratios as a function of the average charged-particle density, and predictions using the PYTHIA 8 and EPOS LHC models. The model calculations and fits (shown with the red dashed lines) correspond to the flattenicity-dependent measurements. The fit uses the $a - b \times (c - x)^{-1}$ parameterization, where a, b , and c are free fit parameters. Bottom panels: Data-to-fit ratios for both the flattenicity- and multiplicity-dependent measurements. The multiplicity-dependent results are taken from Ref. [20]. The statistical and systematic uncertainties are shown with lines and empty boxes.

between the two selections across the entire multiplicity range. The prediction from PYTHIA 8 with color reconnection effects and EPOS LHC provide a qualitative description of the data, while PYTHIA 8 without color reconnection effects predicts no evolution neither with multiplicity nor with flattenicity.

8 Conclusions

This paper reports on a new event activity estimator named flattenicity ($1 - \rho$), which can effectively select pp collisions with large number of multiparton interactions with smaller bias due to local multiplicity fluctuations than the multiplicity-based estimator. The local multiplicity fluctuations are due to high-momentum jets affecting the high- p_T particle yield. To prove this, the transverse momentum spectra of charged pions, kaons, (anti)protons, and unidentified particles are reported as a function of flattenicity and compared with previous multiplicity based results. According to PYTHIA 8, flattenicity is sensitive to multiparton interactions and is less affected by biases towards larger p_T due to local multiplicity fluctuations in the V0 acceptance than multiplicity. Therefore, the interpretation of flattenicity is based on the specific implementation of MPIs and the modeling of high-multiplicity pp collisions in PYTHIA. A sample of pp collisions in which multiparton interactions dominate corresponds to the 0–1% $1 - \rho$ class, whereas a sample of pp collisions with a few MPIs corresponds to the 50–100% $1 - \rho$ class. The former implicitly includes high-multiplicity pp collisions, and the latter, low-multiplicity pp collisions. The modification of the p_T distributions as a function of flattenicity with respect to those measured in MB events is quantified by the Q_{pp} ratio, defined in analogy to the nuclear modification factor widely used in heavy-ion collisions. Models like PYTHIA 8 without color reconnection, in which color strings are not allowed to interact with each other, predict a Q_{pp} close to unity. However, the Q_{pp} for events in the 0–1%

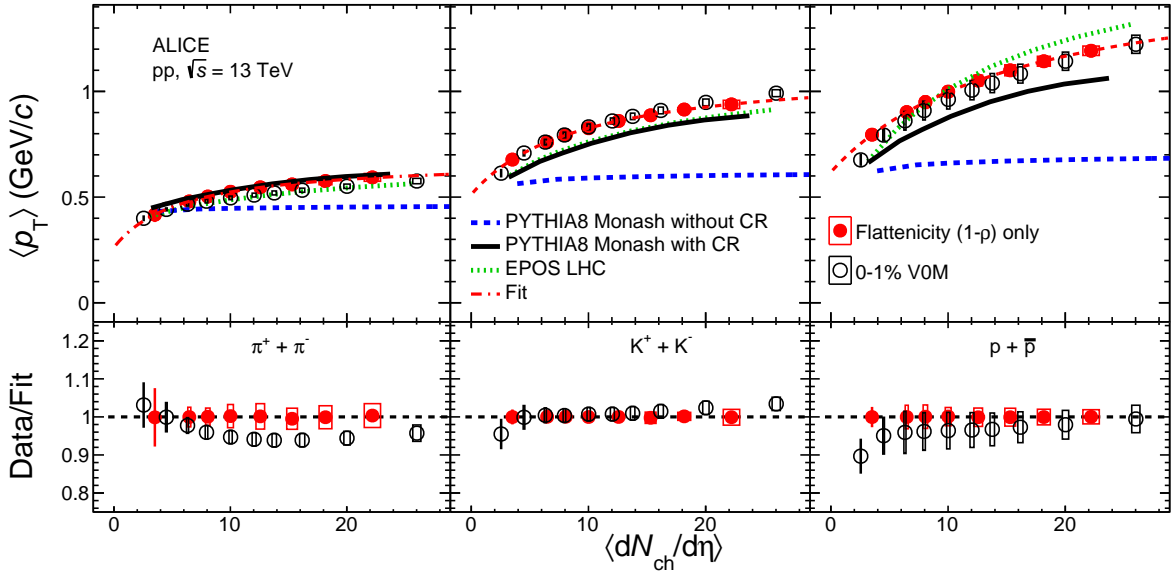


Figure 8: Top panels: Average transverse momentum as a function of the average charged-particle density, and predictions using the PYTHIA 8 and EPOS LHC models. The model calculations and fits (shown with the red dashed lines) correspond to the flattenicity-dependent measurements. The fit uses the $a - b \times (c - x)^{-1}$ parameterization, where a , b , and c are free fit parameters. Bottom panels: Data-to-fit ratios for both the flattenicity- and multiplicity-dependent measurements. The multiplicity-dependent results are taken from Ref. [20]. The statistical and systematic uncertainties are shown with lines and empty boxes.

$1 - \rho$ class exhibits a bump structure at intermediate p_T ($1 - 8$ GeV/c), while for higher p_T values the Q_{pp} gradually decreases to the vicinity of unity. The effect is hadron mass dependent. The transverse momentum spectra and Q_{pp} as a function of p_T for different flattenicity classes are quantitatively described by PYTHIA 8 with color reconnection. This observation suggests that pp data cannot be described by a mere superposition of independent parton-parton scatterings. The EPOS LHC model overestimates Q_{pp} at intermediate p_T in particular for the 0–1% $1 - \rho$ class. To factorize the multiplicity dependence of flattenicity, high multiplicity pp collisions are analyzed in the same way. Overall, the observations and conclusions are very similar. The p_T -integrated particle ratios as a function of flattenicity also exhibit features that have not been observed before. For example, the kaon-to-pion and the proton-to-pion ratios increase from low to high charged-particle multiplicity. Such a increase is slightly steeper than that measured as a function of the V0M multiplicity due to different biases on the multiplicity estimators. These results suggest that flattenicity is a complementary event activity estimator that can help us understand the biases induced when selecting high-multiplicity pp collisions.

Acknowledgements

The ALICE Collaboration would like to thank all its engineers and technicians for their invaluable contributions to the construction of the experiment and the CERN accelerator teams for the outstanding performance of the LHC complex. The ALICE Collaboration gratefully acknowledges the resources and support provided by all Grid centres and the Worldwide LHC Computing Grid (WLCG) collaboration. The ALICE Collaboration acknowledges the following funding agencies for their support in building and running the ALICE detector: A. I. Alikhanyan National Science Laboratory (Yerevan Physics Institute) Foundation (ANSL), State Committee of Science and World Federation of Scientists (WFS), Armenia; Austrian Academy of Sciences, Austrian Science Fund (FWF): [M 2467-N36] and Nationalstiftung für Forschung, Technologie und Entwicklung, Austria; Ministry of Communications and High

Technologies, National Nuclear Research Center, Azerbaijan; Conselho Nacional de Desenvolvimento Científico e Tecnológico (CNPq), Financiadora de Estudos e Projetos (Finep), Fundação de Amparo à Pesquisa do Estado de São Paulo (FAPESP) and Universidade Federal do Rio Grande do Sul (UFRGS), Brazil; Bulgarian Ministry of Education and Science, within the National Roadmap for Research Infrastructures 2020-2027 (object CERN), Bulgaria; Ministry of Education of China (MOEC), Ministry of Science & Technology of China (MSTC) and National Natural Science Foundation of China (NSFC), China; Ministry of Science and Education and Croatian Science Foundation, Croatia; Centro de Aplicaciones Tecnológicas y Desarrollo Nuclear (CEADEN), Cubaenergía, Cuba; Ministry of Education, Youth and Sports of the Czech Republic, Czech Republic; The Danish Council for Independent Research | Natural Sciences, the VILLUM FONDEN and Danish National Research Foundation (DNRF), Denmark; Helsinki Institute of Physics (HIP), Finland; Commissariat à l’Energie Atomique (CEA) and Institut National de Physique Nucléaire et de Physique des Particules (IN2P3) and Centre National de la Recherche Scientifique (CNRS), France; Bundesministerium für Bildung und Forschung (BMBF) and GSI Helmholtzzentrum für Schwerionenforschung GmbH, Germany; General Secretariat for Research and Technology, Ministry of Education, Research and Religions, Greece; National Research, Development and Innovation Office, Hungary; Department of Atomic Energy Government of India (DAE), Department of Science and Technology, Government of India (DST), University Grants Commission, Government of India (UGC) and Council of Scientific and Industrial Research (CSIR), India; National Research and Innovation Agency - BRIN, Indonesia; Istituto Nazionale di Fisica Nucleare (INFN), Italy; Japanese Ministry of Education, Culture, Sports, Science and Technology (MEXT) and Japan Society for the Promotion of Science (JSPS) KAKENHI, Japan; Consejo Nacional de Ciencia (CONACYT) y Tecnología, through Fondo de Cooperación Internacional en Ciencia y Tecnología (FONCICYT) and Dirección General de Asuntos del Personal Académico (DGAPA), Mexico; Nederlandse Organisatie voor Wetenschappelijk Onderzoek (NWO), Netherlands; The Research Council of Norway, Norway; Pontificia Universidad Católica del Perú, Peru; Ministry of Science and Higher Education, National Science Centre and WUT ID-UB, Poland; Korea Institute of Science and Technology Information and National Research Foundation of Korea (NRF), Republic of Korea; Ministry of Education and Scientific Research, Institute of Atomic Physics, Ministry of Research and Innovation and Institute of Atomic Physics and Universitatea Nationala de Stiinta si Tehnologie Politehnica Bucuresti, Romania; Ministry of Education, Science, Research and Sport of the Slovak Republic, Slovakia; National Research Foundation of South Africa, South Africa; Swedish Research Council (VR) and Knut & Alice Wallenberg Foundation (KAW), Sweden; European Organization for Nuclear Research, Switzerland; Suranaree University of Technology (SUT), National Science and Technology Development Agency (NSTDA) and National Science, Research and Innovation Fund (NSRF via PMU-B B05F650021), Thailand; Turkish Energy, Nuclear and Mineral Research Agency (TENMAK), Turkey; National Academy of Sciences of Ukraine, Ukraine; Science and Technology Facilities Council (STFC), United Kingdom; National Science Foundation of the United States of America (NSF) and United States Department of Energy, Office of Nuclear Physics (DOE NP), United States of America. In addition, individual groups or members have received support from: Czech Science Foundation (grant no. 23-07499S), Czech Republic; European Research Council (grant no. 950692), European Union; ICSC - Centro Nazionale di Ricerca in High Performance Computing, Big Data and Quantum Computing, European Union - NextGenerationEU; Academy of Finland (Center of Excellence in Quark Matter) (grant nos. 346327, 346328), Finland.

References

- [1] M. Diehl, D. Ostermeier, and A. Schafer, “Elements of a theory for multiparton interactions in QCD”, *JHEP* **03** (2012) 089, arXiv:1111.0910 [hep-ph]. [Erratum: JHEP 03, 001 (2016)].
- [2] B. Blok, Y. Dokshitzer, L. Frankfurt, and M. Strikman, “pQCD physics of multiparton interactions”, *Eur. Phys. J. C* **72** (2012) 1963, arXiv:1106.5533 [hep-ph].

- [3] T. Sjöstrand and M. van Zijl, “A multiple-interaction model for the event structure in hadron collisions”, *Phys. Rev. D* **36** (Oct, 1987) 2019–2041.
<https://link.aps.org/doi/10.1103/PhysRevD.36.2019>.
- [4] ALICE Collaboration, B. Abelev *et al.*, “Multiplicity dependence of two-particle azimuthal correlations in pp collisions at the LHC”, *JHEP* **09** (2013) 049, arXiv:1307.1249 [nucl-ex].
- [5] ALICE Collaboration, B. Abelev *et al.*, “Transverse sphericity of primary charged particles in minimum bias proton-proton collisions at $\sqrt{s} = 0.9, 2.76$ and 7 TeV”, *Eur. Phys. J. C* **72** (2012) 2124, arXiv:1205.3963 [hep-ex].
- [6] T. Sjöstrand, S. Ask, J. R. Christiansen, R. Corke, N. Desai, P. Ilten, S. Mrenna, S. Prestel, C. O. Rasmussen, and P. Z. Skands, “An introduction to PYTHIA 8.2”, *Comput. Phys. Commun.* **191** (2015) 159–177, arXiv:1410.3012 [hep-ph].
- [7] ATLAS Collaboration, G. Aad *et al.*, “Charged-particle multiplicities in pp interactions measured with the ATLAS detector at the LHC”, *New J. Phys.* **13** (2011) 053033, arXiv:1012.5104 [hep-ex].
- [8] A. Ortiz Velasquez, P. Christiansen, E. Cuautle Flores, I. Maldonado Cervantes, and G. Paić, “Color reconnection and flowlike patterns in pp collisions”, *Phys. Rev. Lett.* **111** (2013) 042001, arXiv:1303.6326 [hep-ph].
- [9] CMS Collaboration, V. Khachatryan *et al.*, “Observation of long-range near-side angular correlations in proton-proton collisions at the LHC”, *JHEP* **09** (2010) 091, arXiv:1009.4122 [hep-ex].
- [10] ATLAS Collaboration, G. Aad *et al.*, “Observation of long-range elliptic azimuthal anisotropies in $\sqrt{s} = 13$ and 2.76 TeV pp collisions with the ATLAS detector”, *Phys. Rev. Lett.* **116** (2016) 172301, arXiv:1509.04776 [hep-ex].
- [11] CMS Collaboration, V. Khachatryan *et al.*, “Measurement of long-range near-side two-particle angular correlations in pp collisions at $\sqrt{s} = 13$ TeV”, *Phys. Rev. Lett.* **116** (2016) 172302, arXiv:1510.03068 [nucl-ex].
- [12] ALICE Collaboration, B. Abelev *et al.*, “Long-range angular correlations on the near and away side in p–Pb collisions at $\sqrt{s_{NN}} = 5.02$ TeV”, *Phys. Lett. B* **719** (2013) 29–41, arXiv:1212.2001 [nucl-ex].
- [13] ATLAS Collaboration, M. Aaboud *et al.*, “Measurements of long-range azimuthal anisotropies and associated Fourier coefficients for pp collisions at $\sqrt{s} = 5.02$ and 13 TeV and p–Pb collisions at $\sqrt{s_{NN}} = 5.02$ TeV with the ATLAS detector”, *Phys. Rev. C* **96** (2017) 024908, arXiv:1609.06213 [nucl-ex].
- [14] CMS Collaboration, S. Chatrchyan *et al.*, “Multiplicity and transverse momentum dependence of two- and four-particle correlations in p–Pb and Pb–Pb collisions”, *Phys. Lett. B* **724** (2013) 213–240, arXiv:1305.0609 [nucl-ex].
- [15] ALICE Collaboration, B. B. Abelev *et al.*, “Long-range angular correlations of π , K and p in p–Pb collisions at $\sqrt{s_{NN}} = 5.02$ TeV”, *Phys. Lett. B* **726** (2013) 164–177, arXiv:1307.3237 [nucl-ex].
- [16] CMS Collaboration, V. Khachatryan *et al.*, “Long-range two-particle correlations of strange hadrons with charged particles in p–Pb and Pb–Pb collisions at LHC energies”, *Phys. Lett. B* **742** (2015) 200–224, arXiv:1409.3392 [nucl-ex].

- [17] **CMS** Collaboration, S. Chatrchyan *et al.*, “Observation of long-range near-side angular correlations in proton-lead collisions at the LHC”, *Phys. Lett. B* **718** (2013) 795–814, arXiv:1210.5482 [nucl-ex].
- [18] **ATLAS** Collaboration, G. Aad *et al.*, “Observation of associated near-side and away-side long-range correlations in $\sqrt{s_{NN}}=5.02$ TeV proton-lead collisions with the ATLAS detector”, *Phys. Rev. Lett.* **110** (2013) 182302, arXiv:1212.5198 [hep-ex].
- [19] **LHCb** Collaboration, R. Aaij *et al.*, “Measurements of long-range near-side angular correlations in $\sqrt{s_{NN}} = 5$ TeV proton-lead collisions in the forward region”, *Phys. Lett. B* **762** (2016) 473–483, arXiv:1512.00439 [nucl-ex].
- [20] **ALICE** Collaboration, S. Acharya *et al.*, “Multiplicity dependence of π , K, and p production in pp collisions at $\sqrt{s} = 13$ TeV”, *Eur. Phys. J. C* **80** (2020) 693, arXiv:2003.02394 [nucl-ex].
- [21] **CMS** Collaboration, V. Khachatryan *et al.*, “Multiplicity and rapidity dependence of strange hadron production in pp, p–Pb, and Pb–Pb collisions at the LHC”, *Phys. Lett. B* **768** (2017) 103–129, arXiv:1605.06699 [nucl-ex].
- [22] **CMS** Collaboration, V. Khachatryan *et al.*, “Evidence for collectivity in pp collisions at the LHC”, *Phys. Lett. B* **765** (2017) 193–220, arXiv:1606.06198 [nucl-ex].
- [23] **ALICE** Collaboration, S. Acharya *et al.*, “Investigations of anisotropic flow using multiparticle azimuthal correlations in pp, p–Pb, Xe–Xe, and Pb–Pb Collisions at the LHC”, *Phys. Rev. Lett.* **123** (2019) 142301, arXiv:1903.01790 [nucl-ex].
- [24] **ALICE** Collaboration, S. Acharya *et al.*, “Multiplicity dependence of light-flavor hadron production in pp collisions at $\sqrt{s} = 7$ TeV”, *Phys. Rev. C* **99** (2019) 024906, arXiv:1807.11321 [nucl-ex].
- [25] **ALICE** Collaboration, J. Adam *et al.*, “Enhanced production of multi-strange hadrons in high-multiplicity proton-proton collisions”, *Nature Phys.* **13** (2017) 535–539, arXiv:1606.07424 [nucl-ex].
- [26] **ALICE** Collaboration, S. Acharya *et al.*, “Multiplicity dependence of (multi-)strange hadron production in proton-proton collisions at $\sqrt{s} = 13$ TeV”, *Eur. Phys. J. C* **80** (2020) 167, arXiv:1908.01861 [nucl-ex].
- [27] **ALICE** Collaboration, B. B. Abelev *et al.*, “Multiplicity dependence of pion, kaon, proton and lambda production in p–Pb collisions at $\sqrt{s_{NN}} = 5.02$ TeV”, *Phys. Lett. B* **728** (2014) 25–38, arXiv:1307.6796 [nucl-ex].
- [28] **ALICE** Collaboration, J. Adam *et al.*, “Multi-strange baryon production in p–Pb collisions at $\sqrt{s_{NN}} = 5.02$ TeV”, *Phys. Lett. B* **758** (2016) 389–401, arXiv:1512.07227 [nucl-ex].
- [29] **ALICE** Collaboration, S. Acharya *et al.*, “Search for jet quenching effects in high-multiplicity pp collisions at $\sqrt{s} = 13$ TeV via di-jet acoplanarity”, arXiv:2309.03788 [hep-ex].
- [30] J. L. Nagle and W. A. Zajc, “Small system collectivity in relativistic hadronic and nuclear collisions”, *Ann. Rev. Nucl. Part. Sci.* **68** (2018) 211–235, arXiv:1801.03477 [nucl-ex].
- [31] **ALICE** Collaboration, J. Adam *et al.*, “Measurement of charged jet production cross sections and nuclear modification in p–Pb collisions at $\sqrt{s_{NN}} = 5.02$ TeV”, *Phys. Lett. B* **749** (2015) 68–81, arXiv:1503.00681 [nucl-ex].

- [32] ALICE Collaboration, J. Adam *et al.*, “Centrality dependence of charged jet production in p–Pb collisions at $\sqrt{s_{\text{NN}}} = 5.02$ TeV”, arXiv:1603.03402 [nucl-ex].
- [33] ALICE Collaboration, S. Acharya *et al.*, “Constraints on jet quenching in p–Pb collisions at $\sqrt{s_{\text{NN}}} = 5.02$ TeV measured by the event-activity dependence of semi-inclusive hadron-jet distributions”, *Phys. Lett. B* **783** (2018) 95–113, arXiv:1712.05603 [nucl-ex].
- [34] ALICE Collaboration, S. Acharya *et al.*, “Study of charged particle production at high p_{T} using event topology in pp, p–Pb and Pb–Pb collisions at $\sqrt{s_{\text{NN}}} = 5.02$ TeV”, *Phys. Lett. B* **843** (2023) 137649, arXiv:2204.10157 [nucl-ex].
- [35] ALICE Collaboration, S. Acharya *et al.*, “Underlying-event properties in pp and p–Pb collisions at $\sqrt{s_{\text{NN}}} = 5.02$ TeV”, *JHEP* **06** (2023) 023, arXiv:2204.10389 [nucl-ex].
- [36] ALICE Collaboration, S. Acharya *et al.*, “Charged-particle production as a function of the relative transverse activity classifier in pp, p–Pb, and Pb–Pb collisions at the LHC”, arXiv:2310.07490 [nucl-ex].
- [37] ALICE Collaboration, S. Acharya *et al.*, “Emergence of Long-Range Angular Correlations in Low-Multiplicity Proton-Proton Collisions”, *Phys. Rev. Lett.* **132** (2024) 172302, arXiv:2311.14357 [nucl-ex].
- [38] ATLAS Collaboration, G. Aad *et al.*, “Two-particle azimuthal correlations in photonuclear ultraperipheral Pb+Pb collisions at 5.02 TeV with ATLAS”, *Phys. Rev. C* **104** (2021) 014903, arXiv:2101.10771 [nucl-ex].
- [39] C. Bierlich, G. Gustafson, L. Lönnblad, and A. Tarasov, “Effects of overlapping strings in pp collisions”, *JHEP* **03** (2015) 148, arXiv:1412.6259 [hep-ph].
- [40] C. Bierlich, G. Gustafson, and L. Lönnblad, “A shoving model for collectivity in hadronic collisions”, *MCNET-16-48, LU-TP-16-64* (12, 2016), arXiv:1612.05132 [hep-ph].
- [41] ALICE Collaboration, S. Acharya *et al.*, “Charged-particle production as a function of multiplicity and transverse sphericity in pp collisions at $\sqrt{s} = 5.02$ and 13 TeV”, *Eur. Phys. J. C* **79** (2019) 857, arXiv:1905.07208 [nucl-ex].
- [42] A. Ortiz, G. Paić, and E. Cuautle, “Mid-rapidity charged hadron transverse sphericity in pp collisions simulated with Pythia”, *Nucl. Phys. A* **941** (2015) 78–86, arXiv:1503.03129 [hep-ph].
- [43] ALICE Collaboration, S. Acharya *et al.*, “Light-flavor particle production in high-multiplicity pp collisions at $\sqrt{s} = 13$ TeV as a function of transverse sphericity”, *JHEP* **05** (2024) 184, arXiv:2310.10236 [hep-ex].
- [44] T. Martin, P. Skands, and S. Farrington, “Probing collective effects in hadronisation with the extremes of the underlying event”, *Eur. Phys. J. C* **76** (2016) 299, arXiv:1603.05298 [hep-ph].
- [45] A. Ortiz, “Experimental results on event shapes at hadron colliders”, *Adv. Ser. Direct. High Energy Phys.* **29** (2018) 343–357, arXiv:1705.02056 [hep-ex].
- [46] ALICE Collaboration, S. Acharya *et al.*, “Production of pions, kaons, and protons as a function of the relative transverse activity classifier in pp collisions at $\sqrt{s} = 13$ TeV”, *JHEP* **06** (2023) 027, arXiv:2301.10120 [nucl-ex].
- [47] ALICE Collaboration, S. Acharya *et al.*, “Underlying event properties in pp collisions at $\sqrt{s} = 13$ TeV”, *JHEP* **04** (2020) 192, arXiv:1910.14400 [nucl-ex].

- [48] G. Bencedi, A. Ortiz, and A. Paz, “Disentangling the hard gluon bremsstrahlung effects from the relative transverse activity classifier in pp collisions”, *Phys. Rev. D* **104** (2021) 016017, arXiv:2105.04838 [hep-ph].
- [49] A. Ortiz, A. Paz, J. D. Romo, S. Tripathy, E. A. Zepeda, and I. Bautista, “Multiparton interactions in pp collisions from machine learning-based regression”, *Phys. Rev. D* **102** (2020) 076014, arXiv:2004.03800 [hep-ph].
- [50] A. Ortiz, A. Khuntia, O. Vázquez-Rueda, S. Tripathy, G. Bencedi, S. Prasad, and F. Fan, “Unveiling the effects of multiple soft partonic interactions in pp collisions at $\sqrt{s} = 13.6$ TeV using a new event classifier”, *Phys. Rev. D* **107** (2023) 076012, arXiv:2211.06093 [hep-ph].
- [51] ALICE Collaboration, K. Aamodt *et al.*, “The ALICE experiment at the CERN LHC”, *JINST* **3** (2008) S08002.
- [52] ALICE Collaboration, K. Aamodt *et al.*, “Alignment of the ALICE Inner Tracking System with cosmic-ray tracks”, *JINST* **5** (2010) P03003, arXiv:1001.0502 [physics.ins-det].
- [53] J. Alme *et al.*, “The ALICE TPC, a large 3-dimensional tracking device with fast readout for ultra-high multiplicity events”, *Nucl. Instrum. Meth. A* **622** (2010) 316–367, arXiv:1001.1950 [physics.ins-det].
- [54] A. Akindinov *et al.*, “Performance of the ALICE Time-Of-Flight detector at the LHC”, *Eur. Phys. J. Plus* **128** (2013) 44.
- [55] ALICE Collaboration, E. Abbas *et al.*, “Performance of the ALICE VZERO system”, *JINST* **8** (2013) P10016, arXiv:1306.3130 [nucl-ex].
- [56] ALICE Collaboration, B. B. Abelev *et al.*, “Performance of the ALICE Experiment at the CERN LHC”, *Int. J. Mod. Phys. A* **29** (2014) 1430044, arXiv:1402.4476 [nucl-ex].
- [57] S. Kundu, B. Mohanty, and D. Mallick, “Effect of color reconnection on forward-backward multiplicity and mean transverse momentum correlation”, arXiv:1912.05176 [hep-ph].
- [58] ALICE Collaboration, B. Abelev *et al.*, “Measurement of inelastic, single- and double-diffraction cross sections in proton–proton collisions at the LHC with ALICE”, *Eur. Phys. J. C* **73** (2013) 2456, arXiv:1208.4968 [hep-ex].
- [59] ALICE Collaboration, S. Acharya *et al.*, “Pseudorapidity distributions of charged particles as a function of mid- and forward rapidity multiplicities in pp collisions at $\sqrt{s} = 5.02, 7$ and 13 TeV”, *Eur. Phys. J. C* **81** (2021) 630, arXiv:2009.09434 [nucl-ex].
- [60] ALICE Collaboration, J. Alme *et al.*, “The ALICE definition of primary particles”, *ALICE-PUBLIC-2017-005* (Jun, 2017). <https://cds.cern.ch/record/2270008>.
- [61] ALICE Collaboration, S. Acharya *et al.*, “Transverse momentum spectra and nuclear modification factors of charged particles in pp, p–Pb and Pb–Pb collisions at the LHC”, *JHEP* **11** (2018) 013, arXiv:1802.09145 [nucl-ex].
- [62] ALICE Collaboration, B. B. Abelev *et al.*, “Production of charged pions, kaons and protons at large transverse momenta in pp and Pb–Pb collisions at $\sqrt{s_{NN}} = 2.76$ TeV”, *Phys. Lett. B* **736** (2014) 196–207, arXiv:1401.1250 [nucl-ex].
- [63] ALICE Collaboration, S. Acharya *et al.*, “Production of charged pions, kaons, and (anti-)protons in Pb–Pb and inelastic pp collisions at $\sqrt{s_{NN}} = 5.02$ TeV”, *Phys. Rev. C* **101** (2020) 044907, arXiv:1910.07678 [nucl-ex].








































- [64] P. Skands, S. Carrazza, and J. Rojo, “Tuning PYTHIA 8.1: the Monash 2013 Tune”, *Eur. Phys. J. C* **74** (2014) 3024, arXiv:1404.5630 [hep-ph].
- [65] R. Brun, F. Bruyant, M. Maire, A. C. McPherson, and P. Zancarini, *GEANT 3: user’s guide Geant 3.10, Geant 3.11; rev. version*. CERN, Geneva, 1987. <https://cds.cern.ch/record/1119728>.
- [66] ALICE Collaboration, S. Acharya *et al.*, “Production of light-flavor hadrons in pp collisions at $\sqrt{s} = 7$ and $\sqrt{s} = 13$ TeV”, *Eur. Phys. J. C* **81** (2021) 256, arXiv:2005.11120 [nucl-ex].
- [67] ALICE Collaboration, B. B. Abelev *et al.*, “Multiplicity dependence of the average transverse momentum in pp, p–Pb, and Pb–Pb collisions at the LHC”, *Phys. Lett. B* **727** (2013) 371–380, arXiv:1307.1094 [nucl-ex].
- [68] K. Werner, F.-M. Liu, and T. Pierog, “Parton ladder splitting and the rapidity dependence of transverse momentum spectra in deuteron-gold collisions at RHIC”, *Phys. Rev. C* **74** (2006) 044902, arXiv:hep-ph/0506232.
- [69] T. Pierog, I. Karpenko, J. M. Katzy, E. Yatsenko, and K. Werner, “EPOS LHC: test of collective hadronization with data measured at the CERN Large Hadron Collider”, *Phys. Rev. C* **92** (2015) 034906, arXiv:1306.0121 [hep-ph].

A The ALICE Collaboration

S. Acharya ¹²⁷, D. Adamová ⁸⁶, A. Agarwal ¹³⁵, G. Aglieri Rinella ³², L. Aglietta ²⁴, M. Agnello ²⁹, N. Agrawal ²⁵, Z. Ahammed ¹³⁵, S. Ahmad ¹⁵, S.U. Ahn ⁷¹, I. Ahuja ³⁷, A. Akindinov ¹⁴¹, V. Akishina ³⁸, M. Al-Turany ⁹⁷, D. Aleksandrov ¹⁴¹, B. Alessandro ⁵⁶, H.M. Alfanda ⁶, R. Alfaro Molina ⁶⁷, B. Ali ¹⁵, A. Alici ²⁵, N. Alizadehvandchali ¹¹⁶, A. Alkin ¹⁰⁴, J. Alme ²⁰, G. Alocco ⁵², T. Alt ⁶⁴, A.R. Altamura ⁵⁰, I. Altsybeev ⁹⁵, J.R. Alvarado ⁴⁴, C.O.R. Alvarez ⁴⁴, M.N. Anaam ⁶, C. Andrei ⁴⁵, N. Andreou ¹¹⁵, A. Andronic ¹²⁶, E. Andronov ¹⁴¹, V. Anguelov ⁹⁴, F. Antinori ⁵⁴, P. Antonioli ⁵¹, N. Apadula ⁷⁴, L. Aphecetche ¹⁰³, H. Appelshäuser ⁶⁴, C. Arata ⁷³, S. Arcelli ²⁵, R. Arnaldi ⁵⁶, J.G.M.C.A. Arneiro ¹¹⁰, I.C. Arsene ¹⁹, M. Arslanok ¹³⁸, A. Augustinus ³², R. Averbeck ⁹⁷, D. Averyanov ¹⁴¹, M.D. Azmi ¹⁵, H. Baba ¹²⁴, A. Badalà ⁵³, J. Bae ¹⁰⁴, Y.W. Baek ⁴⁰, X. Bai ¹²⁰, R. Bailhache ⁶⁴, Y. Bailung ⁴⁸, R. Bala ⁹¹, A. Balbino ²⁹, A. Baldisseri ¹³⁰, B. Balis ², D. Banerjee ⁴, Z. Banoo ⁹¹, V. Barbasova ³⁷, F. Barile ³¹, L. Barioglio ⁵⁶, M. Barlou ⁷⁸, B. Barman ⁴¹, G.G. Barnaföldi ⁴⁶, L.S. Barnby ¹¹⁵, E. Barreau ¹⁰³, V. Barret ¹²⁷, L. Barreto ¹¹⁰, C. Bartels ¹¹⁹, K. Barth ³², E. Bartsch ⁶⁴, N. Bastid ¹²⁷, S. Basu ⁷⁵, G. Batigne ¹⁰³, D. Battistini ⁹⁵, B. Batyunya ¹⁴², D. Bauri ⁴⁷, J.L. Bazo Alba ¹⁰¹, I.G. Bearden ⁸³, C. Beattie ¹³⁸, P. Becht ⁹⁷, D. Behera ⁴⁸, I. Belikov ¹²⁹, A.D.C. Bell Hechavarria ¹²⁶, F. Bellini ²⁵, R. Bellwied ¹¹⁶, S. Belokurova ¹⁴¹, L.G.E. Beltran ¹⁰⁹, Y.A.V. Beltran ⁴⁴, G. Bencedi ⁴⁶, A. Bensaoula ¹¹⁶, S. Beole ²⁴, Y. Berdnikov ¹⁴¹, A. Berdnikova ⁹⁴, L. Bergmann ⁹⁴, M.G. Besoiu ⁶³, L. Betev ³², P.P. Bhaduri ¹³⁵, A. Bhasin ⁹¹, B. Bhattacharjee ⁴¹, L. Bianchi ²⁴, J. Bielčik ³⁵, J. Bielčíková ⁸⁶, A.P. Bigot ¹²⁹, A. Bilandzic ⁹⁵, G. Biro ⁴⁶, S. Biswas ⁴, N. Bize ¹⁰³, J.T. Blair ¹⁰⁸, D. Blau ¹⁴¹, M.B. Blidaru ⁹⁷, N. Bluhme ³⁸, C. Blume ⁶⁴, G. Boca ^{21,55}, F. Bock ⁸⁷, T. Bodova ²⁰, J. Bok ¹⁶, L. Boldizsár ⁴⁶, M. Bombara ³⁷, P.M. Bond ³², G. Bonomi ^{134,55}, H. Borel ¹³⁰, A. Borissov ¹⁴¹, A.G. Borquez Carcamo ⁹⁴, E. Botta ²⁴, Y.E.M. Bouziani ⁶⁴, L. Bratrud ⁶⁴, P. Braun-Munzinger ⁹⁷, M. Bregant ¹¹⁰, M. Broz ³⁵, G.E. Bruno ^{96,31}, V.D. Buchakchiev ³⁶, M.D. Buckland ⁸⁵, D. Budnikov ¹⁴¹, H. Buesching ⁶⁴, S. Bufalino ²⁹, P. Buhler ¹⁰², N. Burmasov ¹⁴¹, Z. Buthelezi ^{68,123}, A. Bylinkin ²⁰, S.A. Bysiak ¹⁰⁷, J.C. Cabanillas Noris ¹⁰⁹, M.F.T. Cabrera ¹¹⁶, M. Cai ⁶, H. Caines ¹³⁸, A. Caliva ²⁸, E. Calvo Villar ¹⁰¹, J.M.M. Camacho ¹⁰⁹, P. Camerini ²³, F.D.M. Canedo ¹¹⁰, S.L. Cantway ¹³⁸, M. Carabas ¹¹³, A.A. Carballo ³², F. Carnesecchi ³², R. Caron ¹²⁸, L.A.D. Carvalho ¹¹⁰, J. Castillo Castellanos ¹³⁰, M. Castoldi ³², F. Catalano ³², S. Cattaruzzi ²³, C. Ceballos Sanchez ¹⁴², R. Cerri ²⁴, I. Chakaberia ⁷⁴, P. Chakraborty ¹³⁶, S. Chandra ¹³⁵, S. Chapeland ³², M. Chartier ¹¹⁹, S. Chattopadhyay ¹³⁵, S. Chattopadhyay ¹³⁵, S. Chattopadhyay ⁹⁹, M. Chen ³⁹, T. Cheng ^{97,6}, C. Cheshkov ¹²⁸, V. Chibante Barroso ³², D.D. Chinellato ¹¹¹, E.S. Chizzali ^{11,95}, J. Cho ⁵⁸, S. Cho ⁵⁸, P. Chochula ³², Z.A. Chochulska ¹³⁶, D. Choudhury ⁴¹, P. Christakoglou ⁸⁴, C.H. Christensen ⁸³, P. Christiansen ⁷⁵, T. Chujo ¹²⁵, M. Ciacco ²⁹, C. Cicalo ⁵², M.R. Ciupek ⁹⁷, G. Clai ^{III,51}, F. Colamaria ⁵⁰, J.S. Colburn ¹⁰⁰, D. Colella ³¹, A. Colelli ³¹, M. Colocci ²⁵, M. Concas ³², G. Conesa Balbastre ⁷³, Z. Conesa del Valle ¹³¹, G. Contin ²³, J.G. Contreras ³⁵, M.L. Coquet ¹⁰³, P. Cortese ^{133,56}, M.R. Cosentino ¹¹², F. Costa ³², S. Costanza ^{21,55}, C. Cot ¹³¹, P. Crochet ¹²⁷, R. Cruz-Torres ⁷⁴, M.M. Czarnynoga ¹³⁶, A. Dainese ⁵⁴, G. Dange ³⁸, M.C. Danisch ⁹⁴, A. Danu ⁶³, P. Das ⁸⁰, P. Das ⁴, S. Das ⁴, A.R. Dash ¹²⁶, S. Dash ⁴⁷, A. De Caro ²⁸, G. de Cataldo ⁵⁰, J. de Cuveland ³⁸, A. De Falco ²², D. De Gruttola ²⁸, N. De Marco ⁵⁶, C. De Martin ²³, S. De Pasquale ²⁸, R. Deb ¹³⁴, R. Del Grande ⁹⁵, L. Dello Stritto ³², W. Deng ⁶, K.C. Devereaux ¹⁸, P. Dhankher ¹⁸, D. Di Bari ³¹, A. Di Mauro ³², B. Diab ¹³⁰, R.A. Diaz ^{142,7}, T. Dietel ¹¹⁴, Y. Ding ⁶, J. Ditzel ⁶⁴, R. Divià ³², Ø. Djuvsland ²⁰, U. Dmitrieva ¹⁴¹, A. Dobrin ⁶³, B. Dönigus ⁶⁴, J.M. Dubinski ¹³⁶, A. Dubla ⁹⁷, P. Dupieux ¹²⁷, N. Dzalaiiova ¹³, T.M. Eder ¹²⁶, R.J. Ehlers ⁷⁴, F. Eisenhut ⁶⁴, R. Ejima ⁹², D. Elia ⁵⁰, B. Erazmus ¹⁰³, F. Ercolessi ²⁵, B. Espagnon ¹³¹, G. Eulisse ³², D. Evans ¹⁰⁰, S. Evdokimov ¹⁴¹, L. Fabbietti ⁹⁵, M. Faggin ²³, J. Favre ⁷³, F. Fan ⁶, W. Fan ⁷⁴, A. Fantoni ⁴⁹, M. Fasel ⁸⁷, A. Feliciello ⁵⁶, G. Feofilov ¹⁴¹, A. Fernández Téllez ⁴⁴, L. Ferrandi ¹¹⁰, M.B. Ferrer ³², A. Ferrero ¹³⁰, C. Ferrero ^{IV,56}, A. Ferretti ²⁴, V.J.G. Feuillard ⁹⁴, V. Filova ³⁵, D. Finogeev ¹⁴¹, F.M. Fionda ⁵², E. Flatland ³², F. Flor ^{138,116}, A.N. Flores ¹⁰⁸, S. Foertsch ⁶⁸, I. Fokin ⁹⁴, S. Fokin ¹⁴¹, U. Follo ^{IV,56}, E. Fragiaco ⁵⁷, E. Frajna ⁴⁶, U. Fuchs ³², N. Funicello ²⁸, C. Furget ⁷³, A. Furs ¹⁴¹, T. Fusayasu ⁹⁸, J.J. Gaardhøje ⁸³, M. Gagliardi ²⁴, A.M. Gago ¹⁰¹, T. Gahlaut ⁴⁷, C.D. Galvan ¹⁰⁹, D.R. Gangadharan ¹¹⁶, P. Ganoti ⁷⁸, C. Garabatos ⁹⁷, J.M. García ⁴⁴, T. García Chávez ⁴⁴, E. García-Solis ⁹, C. Gargiulo ³², P. Gasik ⁹⁷, H.M. Gaur ³⁸, A. Gautam ¹¹⁸, M.B. Gay Ducati ⁶⁶, M. Germain ¹⁰³, R.A. Gernhaeuser ⁹⁵, C. Ghosh ¹³⁵, M. Giacalone ⁵¹, G. Gioachin ²⁹, S.K. Giri ¹³⁵, P. Giubellino ^{97,56}, P. Giubileo ²⁷, A.M.C. Glaenger ¹³⁰, P. Glässel ⁹⁴, E. Glimos ¹²², D.J.Q. Goh ⁷⁶, V. Gonzalez ¹³⁷, P. Gordeev ¹⁴¹, M. Gorgon ², K. Goswami ⁴⁸, S. Gotovac ³³, V. Grabski ⁶⁷, L.K. Graczykowski ¹³⁶, E. Grecka ⁸⁶, A. Grelli ⁵⁹, C. Grigoras ³²,

V. Grigoriev ¹⁴¹, S. Grigoryan ^{142,1}, F. Grosa ³², J.F. Grosse-Oetringhaus ³², R. Grosso ⁹⁷, D. Grund ³⁵, N.A. Grunwald ⁹⁴, G.G. Guardiano ¹¹¹, R. Guernane ⁷³, M. Guilbaud ¹⁰³, K. Gulbrandsen ⁸³, J.J.W.K. Gumprecht ¹⁰², T. Gündem ⁶⁴, T. Gunji ¹²⁴, W. Guo ⁶, A. Gupta ⁹¹, R. Gupta ⁹¹, R. Gupta ⁴⁸, K. Gwizdziel ¹³⁶, L. Gyulai ⁴⁶, C. Hadjidakis ¹³¹, F.U. Haider ⁹¹, S. Haidlova ³⁵, M. Haldar ⁴, H. Hamagaki ⁷⁶, Y. Han ¹³⁹, B.G. Hanley ¹³⁷, J. Hansen ⁷⁵, M.R. Haque ⁹⁷, J.W. Harris ¹³⁸, A. Harton ⁹, M.V. Hartung ⁶⁴, H. Hassan ¹¹⁷, D. Hatzifotiadou ⁵¹, P. Hauer ⁴², L.B. Havener ¹³⁸, E. Hellbär ³², H. Helstrup ³⁴, M. Hemmer ⁶⁴, T. Herman ³⁵, S.G. Hernandez ¹¹⁶, G. Herrera Corral ⁸, S. Herrmann ¹²⁸, K.F. Hetland ³⁴, B. Heybeck ⁶⁴, H. Hillemanns ³², B. Hippolyte ¹²⁹, I.P.M. Hobus ⁸⁴, F.W. Hoffmann ⁷⁰, B. Hofman ⁵⁹, G.H. Hong ¹³⁹, M. Horst ⁹⁵, A. Horzyk ², Y. Hou ⁶, P. Hristov ³², P. Huhn ⁶⁴, L.M. Huhta ¹¹⁷, T.J. Humanic ⁸⁸, A. Hutson ¹¹⁶, D. Hutter ³⁸, M.C. Hwang ¹⁸, R. Ilkaev ¹⁴¹, M. Inaba ¹²⁵, G.M. Innocenti ³², M. Ippolitov ¹⁴¹, A. Isakov ⁸⁴, T. Isidori ¹¹⁸, M.S. Islam ⁹⁹, S. Iurchenko ¹⁴¹, M. Ivanov ¹³, M. Ivanov ⁹⁷, V. Ivanov ¹⁴¹, K.E. Iversen ⁷⁵, M. Jablonski ², B. Jacak ^{18,74}, N. Jacazio ²⁵, P.M. Jacobs ⁷⁴, S. Jadlovská ¹⁰⁶, J. Jadlovsky ¹⁰⁶, S. Jaelani ⁸², C. Jahnke ¹¹⁰, M.J. Jakubowska ¹³⁶, M.A. Janik ¹³⁶, T. Janson ⁷⁰, S. Ji ¹⁶, S. Jia ¹⁰, T. Jiang ¹⁰, A.A.P. Jimenez ⁶⁵, F. Jonas ⁷⁴, D.M. Jones ¹¹⁹, J.M. Jowett ^{32,97}, J. Jung ⁶⁴, M. Jung ⁶⁴, A. Junique ³², A. Jusko ¹⁰⁰, J. Kaewjai ¹⁰⁵, P. Kalinak ⁶⁰, A. Kalweit ³², A. Karasu Uysal ^{V,72}, D. Karatovic ⁸⁹, N. Karatzenis ¹⁰⁰, O. Karavichev ¹⁴¹, T. Karavicheva ¹⁴¹, E. Karpechev ¹⁴¹, M.J. Karwowska ^{32,136}, U. Kebschull ⁷⁰, R. Keidel ¹⁴⁰, M. Keil ³², B. Ketzer ⁴², J. Keul ⁶⁴, S.S. Khade ⁴⁸, A.M. Khan ¹²⁰, S. Khan ¹⁵, A. Khanzadeev ¹⁴¹, Y. Kharlov ¹⁴¹, A. Khatun ¹¹⁸, A. Khuntia ³⁵, Z. Khuranova ⁶⁴, B. Kileng ³⁴, B. Kim ¹⁰⁴, C. Kim ¹⁶, D.J. Kim ¹¹⁷, E.J. Kim ⁶⁹, J. Kim ¹³⁹, J. Kim ⁵⁸, J. Kim ^{32,69}, M. Kim ¹⁸, S. Kim ¹⁷, T. Kim ¹³⁹, K. Kimura ⁹², A. Kirkova ³⁶, S. Kirsch ⁶⁴, I. Kisel ³⁸, S. Kiselev ¹⁴¹, A. Kisiel ¹³⁶, J.P. Kitowski ², J.L. Klay ⁵, J. Klein ³², S. Klein ⁷⁴, C. Klein-Bösing ¹²⁶, M. Kleiner ⁶⁴, T. Klemenz ⁹⁵, A. Kluge ³², C. Kobdaj ¹⁰⁵, R. Kohara ¹²⁴, T. Kollegger ⁹⁷, A. Kondratyev ¹⁴², N. Kondratyeva ¹⁴¹, J. König ⁶⁴, S.A. Königstorfer ⁹⁵, P.J. Konopka ³², G. Kornakov ¹³⁶, M. Korwieser ⁹⁵, S.D. Koryciak ², C. Koster ⁸⁴, A. Kotliarov ⁸⁶, N. Kovacic ⁸⁹, V. Kovalenko ¹⁴¹, M. Kowalski ¹⁰⁷, V. Kozuharov ³⁶, G. Kozlov ³⁸, I. Králik ⁶⁰, A. Kravčáková ³⁷, L. Krcal ^{32,38}, M. Krivda ^{100,60}, F. Krizek ⁸⁶, K. Krizkova Gajdosova ³², C. Krug ⁶⁶, M. Krüger ⁶⁴, D.M. Krupova ³⁵, E. Kryshen ¹⁴¹, V. Kučera ⁵⁸, C. Kuhn ¹²⁹, P.G. Kuijper ⁸⁴, T. Kumaoka ¹²⁵, D. Kumar ¹³⁵, L. Kumar ⁹⁰, N. Kumar ⁹⁰, S. Kumar ⁵⁰, S. Kundu ³², P. Kurashvili ⁷⁹, A. Kurepin ¹⁴¹, A.B. Kurepin ¹⁴¹, A. Kuryakin ¹⁴¹, S. Kushpil ⁸⁶, V. Kuskov ¹⁴¹, M. Kutyla ¹³⁶, A. Kuznetsov ¹⁴², M.J. Kweon ⁵⁸, Y. Kwon ¹³⁹, S.L. La Pointe ³⁸, P. La Rocca ²⁶, A. Lakrathok ¹⁰⁵, M. Lamanna ³², A.R. Landou ⁷³, R. Langoy ¹²¹, P. Larionov ³², E. Laudi ³², L. Lautner ^{32,95}, R.A.N. Laveaga ¹⁰⁹, R. Lavicka ¹⁰², R. Lea ^{134,55}, H. Lee ¹⁰⁴, I. Legrand ⁴⁵, G. Legras ¹²⁶, J. Lehrbach ³⁸, A.M. Lejeune ³⁵, T.M. Lelek ², R.C. Lemmon ^{I,85}, I. León Monzón ¹⁰⁹, M.M. Lesch ⁹⁵, E.D. Lesser ¹⁸, P. Lévai ⁴⁶, M. Li ⁶, P. Li ¹⁰, X. Li ¹⁰, B.E. Liang-gilman ¹⁸, J. Lien ¹²¹, R. Lietava ¹⁰⁰, I. Likmeta ¹¹⁶, B. Lim ²⁴, S.H. Lim ¹⁶, V. Lindenstruth ³⁸, A. Lindner ⁴⁵, C. Lippmann ⁹⁷, D.H. Liu ⁶, J. Liu ¹¹⁹, G.S.S. Liveraro ¹¹¹, I.M. Lofnes ²⁰, C. Loizides ⁸⁷, S. Lokos ¹⁰⁷, J. Lömker ⁵⁹, X. Lopez ¹²⁷, E. López Torres ⁷, C. Lotteau ¹²⁸, P. Lu ^{97,120}, Z. Lu ¹⁰, F.V. Lugo ⁶⁷, J.R. Luhder ¹²⁶, M. Lunardon ²⁷, G. Luparello ⁵⁷, Y.G. Ma ³⁹, M. Mager ³², A. Maire ¹²⁹, E.M. Majerz ², M.V. Makariev ³⁶, M. Malaev ¹⁴¹, G. Malfattore ²⁵, N.M. Malik ⁹¹, Q.W. Malik ¹⁹, S.K. Malik ⁹¹, L. Malinina ^{I,VIII,142}, D. Mallick ¹³¹, N. Mallick ⁴⁸, G. Mandaglio ^{30,53}, S.K. Mandal ⁷⁹, A. Manea ⁶³, V. Manko ¹⁴¹, F. Manso ¹²⁷, V. Manzari ⁵⁰, Y. Mao ⁶, R.W. Marcjan ², G.V. Margagliotti ²³, A. Margotti ⁵¹, A. Marín ⁹⁷, C. Markert ¹⁰⁸, P. Martinengo ³², M.I. Martínez ⁴⁴, G. Martínez García ¹⁰³, M.P.P. Martins ¹¹⁰, S. Masciocchi ⁹⁷, M. Masera ²⁴, A. Masoni ⁵², L. Massacrier ¹³¹, O. Massen ⁵⁹, A. Mastroserio ^{132,50}, O. Matonoha ⁷⁵, S. Mattiazzo ²⁷, A. Matyja ¹⁰⁷, A.L. Mazuecos ³², F. Mazzaschi ^{32,24}, M. Mazzilli ¹¹⁶, Y. Melikyan ⁴³, M. Melo ¹¹⁰, A. Menchaca-Rocha ⁶⁷, J.E.M. Mendez ⁶⁵, E. Meninno ¹⁰², A.S. Menon ¹¹⁶, M.W. Menzel ^{32,94}, M. Meres ¹³, Y. Miake ¹²⁵, L. Micheletti ³², D.L. Mihaylov ⁹⁵, K. Mikhaylov ^{142,141}, N. Minafra ¹¹⁸, D. Miśkowiec ⁹⁷, A. Modak ^{134,4}, B. Mohanty ⁸⁰, M. Mohisin Khan ^{VI,15}, M.A. Molander ⁴³, S. Monira ¹³⁶, C. Mordasini ¹¹⁷, D.A. Moreira De Godoy ¹²⁶, I. Morozov ¹⁴¹, A. Morsch ³², T. Mrnjavac ³², V. Muccifora ⁴⁹, S. Muhuri ¹³⁵, J.D. Mulligan ⁷⁴, A. Mulliri ²², M.G. Munhoz ¹¹⁰, R.H. Munzer ⁶⁴, H. Murakami ¹²⁴, S. Murray ¹¹⁴, L. Musa ³², J. Musinsky ⁶⁰, J.W. Myrcha ¹³⁶, B. Naik ¹²³, A.I. Nambrath ¹⁸, B.K. Nandi ⁴⁷, R. Nania ⁵¹, E. Nappi ⁵⁰, A.F. Nassirpour ¹⁷, A. Nath ⁹⁴, S. Nath ¹³⁵, C. Nattrass ¹²², M.N. Naydenov ³⁶, A. Neagu ¹⁹, A. Negru ¹¹³, E. Nekrasova ¹⁴¹, L. Nellen ⁶⁵, R. Nepeivoda ⁷⁵, S. Nese ¹⁹, N. Nicassio ⁵⁰, B.S. Nielsen ⁸³, E.G. Nielsen ⁸³, S. Nikolaev ¹⁴¹, S. Nikulin ¹⁴¹, V. Nikulin ¹⁴¹, F. Noferini ⁵¹, S. Noh ¹², P. Nomokonov ¹⁴², J. Norman ¹¹⁹, N. Novitzky ⁸⁷, P. Nowakowski ¹³⁶, A. Nyanin ¹⁴¹, J. Nystrand ²⁰,

S. Oh¹⁷, A. Ohlson⁷⁵, V.A. Okorokov¹⁴¹, J. Oleniacz¹³⁶, A. Onnerstad¹¹⁷, C. Oppedisano⁵⁶, A. Ortiz Velasquez⁶⁵, J. Otwinowski¹⁰⁷, M. Oya⁹², K. Oyama⁷⁶, Y. Pachmayer⁹⁴, S. Padhan⁴⁷, D. Pagano^{134,55}, G. Paic⁶⁵, S. Paisano-Guzmán⁴⁴, A. Palasciano⁵⁰, S. Panebianco¹³⁰, C. Pantouvakis²⁷, H. Park¹²⁵, H. Park¹⁰⁴, J. Park¹²⁵, J.E. Parkkila³², Y. Patley⁴⁷, R.N. Patra⁵⁰, B. Paul¹³⁵, H. Pei⁶, T. Peitzmann⁵⁹, X. Peng¹¹, M. Pennisi²⁴, S. Perciballi²⁴, D. Peresunko¹⁴¹, G.M. Perez⁷, Y. Pestov¹⁴¹, M.T. Petersen⁸³, V. Petrov¹⁴¹, M. Petrovici⁴⁵, S. Piano⁵⁷, M. Pikna¹³, P. Pillot¹⁰³, O. Pinazza^{51,32}, L. Pinsky¹¹⁶, C. Pinto⁹⁵, S. Pisano⁴⁹, M. Płoskoń⁷⁴, M. Planinic⁸⁹, F. Pliquett⁶⁴, D.K. Plociennik², M.G. Poghosyan⁸⁷, B. Polichtchouk¹⁴¹, S. Politano²⁹, N. Poljak⁸⁹, A. Pop⁴⁵, S. Porteboeuf-Houssais¹²⁷, V. Pozdniakov^{1,142}, I.Y. Pozos⁴⁴, K.K. Pradhan⁴⁸, S.K. Prasad⁴, S. Prasad⁴⁸, R. Preghenella⁵¹, F. Prino⁵⁶, C.A. Pruneau¹³⁷, I. Pshenichnov¹⁴¹, M. Puccio³², S. Pucillo²⁴, S. Qiu⁸⁴, L. Quaglia²⁴, S. Ragoni¹⁴, A. Rai¹³⁸, A. Rakotozafindrabe¹³⁰, L. Ramello^{133,56}, F. Rami¹²⁹, M. Rasa²⁶, S.S. Räsänen⁴³, R. Rath⁵¹, M.P. Rauch²⁰, I. Ravasenga³², K.F. Read^{87,122}, C. Reckziegel¹¹², A.R. Redelbach³⁸, K. Redlich^{7,79}, C.A. Reetz⁹⁷, H.D. Regules-Medel⁴⁴, A. Rehman²⁰, F. Reidt³², H.A. Reme-Ness³⁴, Z. Rescakova³⁷, K. Reygers⁹⁴, A. Riabov¹⁴¹, V. Riabov¹⁴¹, R. Ricci²⁸, M. Richter²⁰, A.A. Riedel⁹⁵, W. Riegler³², A.G. Riffero²⁴, M. Rignanese²⁷, C. Ripoli²⁸, C. Ristea⁶³, M.V. Rodriguez³², M. Rodríguez Cahuantzi⁴⁴, S.A. Rodríguez Ramírez⁴⁴, K. Røed¹⁹, R. Rogalev¹⁴¹, E. Rogochaya¹⁴², T.S. Rogoschinski⁶⁴, D. Rohr³², D. Röhrich²⁰, S. Rojas Torres³⁵, P.S. Rokita¹³⁶, G. Romanenko²⁵, F. Ronchetti³², E.D. Rosas⁶⁵, K. Roslon¹³⁶, A. Rossi⁵⁴, A. Roy⁴⁸, S. Roy⁴⁷, N. Rubini^{51,25}, J.A. Rudolph⁸⁴, D. Ruggiano¹³⁶, R. Rui²³, P.G. Russek², R. Russo⁸⁴, A. Rustamov⁸¹, E. Ryabinkin¹⁴¹, Y. Ryabov¹⁴¹, A. Rybicki¹⁰⁷, J. Ryu¹⁶, W. Rzesza¹³⁶, B. Sabiu⁵¹, S. Sadovsky¹⁴¹, J. Saetre²⁰, K. Šafařík³⁵, S. Saha⁸⁰, B. Sahoo⁴⁸, R. Sahoo⁴⁸, S. Sahoo⁶¹, D. Sahu⁴⁸, P.K. Sahu⁶¹, J. Saini¹³⁵, K. Sajdakova³⁷, S. Sakai¹²⁵, M.P. Salvan⁹⁷, S. Sambyal⁹¹, D. Samitz¹⁰², I. Sanna^{32,95}, T.B. Saramela¹¹⁰, D. Sarkar⁸³, P. Sarma⁴¹, V. Sarritzu²², V.M. Sarti⁹⁵, M.H.P. Sas³², S. Sawan⁸⁰, E. Scapparone⁵¹, J. Schambach⁸⁷, H.S. Scheid⁶⁴, C. Schiaua⁴⁵, R. Schicker⁹⁴, F. Schlegler⁹⁴, A. Schmah⁹⁷, C. Schmidt⁹⁷, H.R. Schmidt⁹³, M.O. Schmidt³², M. Schmidt⁹³, N.V. Schmidt⁸⁷, A.R. Schmier¹²², R. Schotter¹²⁹, A. Schröter³⁸, J. Schukraft³², K. Schweda⁹⁷, G. Scioli²⁵, E. Scomparin⁵⁶, J.E. Seger¹⁴, Y. Sekiguchi¹²⁴, D. Sekihata¹²⁴, M. Selina⁸⁴, I. Selyuzhenkov⁹⁷, S. Senyukov¹²⁹, J.J. Seo⁹⁴, D. Serebryakov¹⁴¹, L. Serkin⁶⁵, L. Šerkšnytė⁹⁵, A. Sevcenco⁶³, T.J. Shaba⁶⁸, A. Shabetai¹⁰³, R. Shahoyan³², A. Shangaraev¹⁴¹, B. Sharma⁹¹, D. Sharma⁴⁷, H. Sharma⁵⁴, M. Sharma⁹¹, S. Sharma⁷⁶, S. Sharma⁹¹, U. Sharma⁹¹, A. Shatat¹³¹, O. Sheibani¹¹⁶, K. Shigaki⁹², M. Shimomura⁷⁷, J. Shin¹², S. Shirinkin¹⁴¹, Q. Shou³⁹, Y. Sibiriak¹⁴¹, S. Siddhanta⁵², T. Siemiarczuk⁷⁹, T.F. Silva¹¹⁰, D. Silvermyr⁷⁵, T. Simantathammakul¹⁰⁵, R. Simeonov³⁶, B. Singh⁹¹, B. Singh⁹⁵, K. Singh⁴⁸, R. Singh⁸⁰, R. Singh⁹¹, R. Singh⁹⁷, S. Singh¹⁵, V.K. Singh¹³⁵, V. Singhal¹³⁵, T. Sinha⁹⁹, B. Sitar¹³, M. Sitta^{133,56}, T.B. Skaali¹⁹, G. Skorodumovs⁹⁴, N. Smirnov¹³⁸, R.J.M. Snellings⁵⁹, E.H. Solheim¹⁹, J. Song¹⁶, C. Sonnabend^{32,97}, J.M. Sonneveld⁸⁴, F. Soramel²⁷, A.B. Soto-hernandez⁸⁸, R. Spijkers⁸⁴, I. Sputowska¹⁰⁷, J. Staa⁷⁵, J. Stachel⁹⁴, I. Stan⁶³, P.J. Steffanic¹²², T. Stellhorn¹²⁶, S.F. Stiefelmaier⁹⁴, D. Stocco¹⁰³, I. Storehaug¹⁹, N.J. Strangmann⁶⁴, P. Stratmann¹²⁶, S. Strazzi²⁵, A. Sturniolo^{30,53}, C.P. Stylianidis⁸⁴, A.A.P. Suaide¹¹⁰, C. Suire¹³¹, M. Sukhanov¹⁴¹, M. Suljic³², R. Sultanov¹⁴¹, V. Sumberia⁹¹, S. Sumowidagdo⁸², M. Szymkowski¹³⁶, S.F. Taghavi⁹⁵, G. Taillepied⁹⁷, J. Takahashi¹¹¹, G.J. Tambave⁸⁰, S. Tang⁶, Z. Tang¹²⁰, J.D. Tapia Takaki¹¹⁸, N. Tapus¹¹³, L.A. Tarasovicova¹²⁶, M.G. Tarzila⁴⁵, G.F. Tassielli³¹, A. Tauro³², A. Tavira García¹³¹, G. Tejeda Muñoz⁴⁴, L. Terlizzi²⁴, C. Terrevoli⁵⁰, S. Thakur⁴, D. Thomas¹⁰⁸, A. Tikhonov¹⁴¹, N. Tiltmann^{32,126}, A.R. Timmins¹¹⁶, M. Tkacik¹⁰⁶, T. Tkacik¹⁰⁶, A. Toia⁶⁴, R. Tokumoto⁹², S. Tomassini²⁵, K. Tomohiro⁹², N. Topilskaya¹⁴¹, M. Toppi⁴⁹, V.V. Torres¹⁰³, A.G. Torres Ramos³¹, A. Trifiró^{30,53}, T. Triloki⁹⁶, A.S. Triolo^{32,30,53}, S. Tripathy³², T. Tripathy⁴⁷, V. Trubnikov³, W.H. Trzaska¹¹⁷, T.P. Trzcinski¹³⁶, C. Tsolanta¹⁹, R. Tu³⁹, A. Tumkin¹⁴¹, R. Turrisi⁵⁴, T.S. Tvetter¹⁹, K. Ullaland²⁰, B. Ulukutlu⁹⁵, S. Upadhyaya¹⁰⁷, A. Uras¹²⁸, M. Urioni¹³⁴, G.L. Usai²², M. Vala³⁷, N. Valle⁵⁵, L.V.R. van Doremalen⁵⁹, M. van Leeuwen⁸⁴, C.A. van Veen⁹⁴, R.J.G. van Weelden⁸⁴, P. Vande Vyvre³², D. Varga⁴⁶, Z. Varga⁴⁶, P. Vargas Torres⁶⁵, M. Vasileiou⁷⁸, A. Vasiliev¹⁴¹, O. Vázquez Doce⁴⁹, O. Vazquez Rueda¹¹⁶, V. Vechernin¹⁴¹, E. Vercellin²⁴, S. Vergara Limón⁴⁴, R. Verma⁴⁷, L. Vermunt⁹⁷, R. Vértesi⁴⁶, M. Verweij⁵⁹, L. Vickovic³³, Z. Vilakazi¹²³, O. Villalobos Baillie¹⁰⁰, A. Villani²³, A. Vinogradov¹⁴¹, T. Virgili²⁸, M.M.O. Virta¹¹⁷, A. Vodopyanov¹⁴², B. Volkel³², M.A. Völkl⁹⁴, S.A. Voloshin¹³⁷, G. Volpe³¹, B. von Haller³², I. Vorobyev³², N. Vozniuk¹⁴¹, J. Vrláková³⁷, J. Wan³⁹, C. Wang³⁹, D. Wang³⁹, Y. Wang³⁹, Y. Wang⁶, Z. Wang³⁹,

A. Wegrzynek ³², F.T. Weiglhofer³⁸, S.C. Wenzel ³², J.P. Wessels ¹²⁶, J. Wiechula ⁶⁴, J. Wikne ¹⁹, G. Wilk ⁷⁹, J. Wilkinson ⁹⁷, G.A. Willems ¹²⁶, B. Windelband ⁹⁴, M. Winn ¹³⁰, J.R. Wright ¹⁰⁸, W. Wu³⁹, Y. Wu ¹²⁰, Z. Xiong¹²⁰, R. Xu ⁶, A. Yadav ⁴², A.K. Yadav ¹³⁵, Y. Yamaguchi ⁹², S. Yang²⁰, S. Yano ⁹², E.R. Yeats¹⁸, Z. Yin ⁶, I.-K. Yoo ¹⁶, J.H. Yoon ⁵⁸, H. Yu¹², S. Yuan²⁰, A. Yuncu ⁹⁴, V. Zaccolo ²³, C. Zampolli ³², M. Zang⁶, F. Zanone ⁹⁴, N. Zardoshti ³², A. Zarochentsev ¹⁴¹, P. Závada ⁶², N. Zaviyalov¹⁴¹, M. Zhalov ¹⁴¹, B. Zhang ^{94,6}, C. Zhang ¹³⁰, L. Zhang ³⁹, M. Zhang^{127,6}, S. Zhang ³⁹, X. Zhang ⁶, Y. Zhang¹²⁰, Z. Zhang ⁶, M. Zhao ¹⁰, V. Zhrebchevskii ¹⁴¹, Y. Zhi¹⁰, D. Zhou ⁶, Y. Zhou ⁸³, J. Zhu ^{54,6}, S. Zhu¹²⁰, Y. Zhu⁶, S.C. Zugravel ⁵⁶, N. Zurlo ^{134,55}

Affiliation Notes

^I Deceased

^{II} Also at: Max-Planck-Institut für Physik, Munich, Germany

^{III} Also at: Italian National Agency for New Technologies, Energy and Sustainable Economic Development (ENEA), Bologna, Italy

^{IV} Also at: Dipartimento DET del Politecnico di Torino, Turin, Italy

^V Also at: Yildiz Technical University, Istanbul, Türkiye

^{VI} Also at: Department of Applied Physics, Aligarh Muslim University, Aligarh, India

^{VII} Also at: Institute of Theoretical Physics, University of Wrocław, Poland

^{VIII} Also at: An institution covered by a cooperation agreement with CERN

Collaboration Institutes

¹ A.I. Alikhanyan National Science Laboratory (Yerevan Physics Institute) Foundation, Yerevan, Armenia

² AGH University of Krakow, Cracow, Poland

³ Bogolyubov Institute for Theoretical Physics, National Academy of Sciences of Ukraine, Kiev, Ukraine

⁴ Bose Institute, Department of Physics and Centre for Astroparticle Physics and Space Science (CAPSS), Kolkata, India

⁵ California Polytechnic State University, San Luis Obispo, California, United States

⁶ Central China Normal University, Wuhan, China

⁷ Centro de Aplicaciones Tecnológicas y Desarrollo Nuclear (CEADEN), Havana, Cuba

⁸ Centro de Investigación y de Estudios Avanzados (CINVESTAV), Mexico City and Mérida, Mexico

⁹ Chicago State University, Chicago, Illinois, United States

¹⁰ China Institute of Atomic Energy, Beijing, China

¹¹ China University of Geosciences, Wuhan, China

¹² Chungbuk National University, Cheongju, Republic of Korea

¹³ Comenius University Bratislava, Faculty of Mathematics, Physics and Informatics, Bratislava, Slovak Republic

¹⁴ Creighton University, Omaha, Nebraska, United States

¹⁵ Department of Physics, Aligarh Muslim University, Aligarh, India

¹⁶ Department of Physics, Pusan National University, Pusan, Republic of Korea

¹⁷ Department of Physics, Sejong University, Seoul, Republic of Korea

¹⁸ Department of Physics, University of California, Berkeley, California, United States

¹⁹ Department of Physics, University of Oslo, Oslo, Norway

²⁰ Department of Physics and Technology, University of Bergen, Bergen, Norway

²¹ Dipartimento di Fisica, Università di Pavia, Pavia, Italy

²² Dipartimento di Fisica dell'Università and Sezione INFN, Cagliari, Italy

²³ Dipartimento di Fisica dell'Università and Sezione INFN, Trieste, Italy

²⁴ Dipartimento di Fisica dell'Università and Sezione INFN, Turin, Italy

²⁵ Dipartimento di Fisica e Astronomia dell'Università and Sezione INFN, Bologna, Italy

²⁶ Dipartimento di Fisica e Astronomia dell'Università and Sezione INFN, Catania, Italy

²⁷ Dipartimento di Fisica e Astronomia dell'Università and Sezione INFN, Padova, Italy

²⁸ Dipartimento di Fisica 'E.R. Caianiello' dell'Università and Gruppo Collegato INFN, Salerno, Italy

²⁹ Dipartimento DISAT del Politecnico and Sezione INFN, Turin, Italy

³⁰ Dipartimento di Scienze MIFT, Università di Messina, Messina, Italy

³¹ Dipartimento Interateneo di Fisica 'M. Merlin' and Sezione INFN, Bari, Italy

³² European Organization for Nuclear Research (CERN), Geneva, Switzerland

- ³³ Faculty of Electrical Engineering, Mechanical Engineering and Naval Architecture, University of Split, Split, Croatia
- ³⁴ Faculty of Engineering and Science, Western Norway University of Applied Sciences, Bergen, Norway
- ³⁵ Faculty of Nuclear Sciences and Physical Engineering, Czech Technical University in Prague, Prague, Czech Republic
- ³⁶ Faculty of Physics, Sofia University, Sofia, Bulgaria
- ³⁷ Faculty of Science, P.J. Šafárik University, Košice, Slovak Republic
- ³⁸ Frankfurt Institute for Advanced Studies, Johann Wolfgang Goethe-Universität Frankfurt, Frankfurt, Germany
- ³⁹ Fudan University, Shanghai, China
- ⁴⁰ Gangneung-Wonju National University, Gangneung, Republic of Korea
- ⁴¹ Gauhati University, Department of Physics, Guwahati, India
- ⁴² Helmholtz-Institut für Strahlen- und Kernphysik, Rheinische Friedrich-Wilhelms-Universität Bonn, Bonn, Germany
- ⁴³ Helsinki Institute of Physics (HIP), Helsinki, Finland
- ⁴⁴ High Energy Physics Group, Universidad Autónoma de Puebla, Puebla, Mexico
- ⁴⁵ Horia Hulubei National Institute of Physics and Nuclear Engineering, Bucharest, Romania
- ⁴⁶ HUN-REN Wigner Research Centre for Physics, Budapest, Hungary
- ⁴⁷ Indian Institute of Technology Bombay (IIT), Mumbai, India
- ⁴⁸ Indian Institute of Technology Indore, Indore, India
- ⁴⁹ INFN, Laboratori Nazionali di Frascati, Frascati, Italy
- ⁵⁰ INFN, Sezione di Bari, Bari, Italy
- ⁵¹ INFN, Sezione di Bologna, Bologna, Italy
- ⁵² INFN, Sezione di Cagliari, Cagliari, Italy
- ⁵³ INFN, Sezione di Catania, Catania, Italy
- ⁵⁴ INFN, Sezione di Padova, Padova, Italy
- ⁵⁵ INFN, Sezione di Pavia, Pavia, Italy
- ⁵⁶ INFN, Sezione di Torino, Turin, Italy
- ⁵⁷ INFN, Sezione di Trieste, Trieste, Italy
- ⁵⁸ Inha University, Incheon, Republic of Korea
- ⁵⁹ Institute for Gravitational and Subatomic Physics (GRASP), Utrecht University/Nikhef, Utrecht, Netherlands
- ⁶⁰ Institute of Experimental Physics, Slovak Academy of Sciences, Košice, Slovak Republic
- ⁶¹ Institute of Physics, Homi Bhabha National Institute, Bhubaneswar, India
- ⁶² Institute of Physics of the Czech Academy of Sciences, Prague, Czech Republic
- ⁶³ Institute of Space Science (ISS), Bucharest, Romania
- ⁶⁴ Institut für Kernphysik, Johann Wolfgang Goethe-Universität Frankfurt, Frankfurt, Germany
- ⁶⁵ Instituto de Ciencias Nucleares, Universidad Nacional Autónoma de México, Mexico City, Mexico
- ⁶⁶ Instituto de Física, Universidade Federal do Rio Grande do Sul (UFRGS), Porto Alegre, Brazil
- ⁶⁷ Instituto de Física, Universidad Nacional Autónoma de México, Mexico City, Mexico
- ⁶⁸ iThemba LABS, National Research Foundation, Somerset West, South Africa
- ⁶⁹ Jeonbuk National University, Jeonju, Republic of Korea
- ⁷⁰ Johann-Wolfgang-Goethe Universität Frankfurt Institut für Informatik, Fachbereich Informatik und Mathematik, Frankfurt, Germany
- ⁷¹ Korea Institute of Science and Technology Information, Daejeon, Republic of Korea
- ⁷² KTO Karatay University, Konya, Turkey
- ⁷³ Laboratoire de Physique Subatomique et de Cosmologie, Université Grenoble-Alpes, CNRS-IN2P3, Grenoble, France
- ⁷⁴ Lawrence Berkeley National Laboratory, Berkeley, California, United States
- ⁷⁵ Lund University Department of Physics, Division of Particle Physics, Lund, Sweden
- ⁷⁶ Nagasaki Institute of Applied Science, Nagasaki, Japan
- ⁷⁷ Nara Women's University (NWU), Nara, Japan
- ⁷⁸ National and Kapodistrian University of Athens, School of Science, Department of Physics, Athens, Greece
- ⁷⁹ National Centre for Nuclear Research, Warsaw, Poland
- ⁸⁰ National Institute of Science Education and Research, Homi Bhabha National Institute, Jatni, India
- ⁸¹ National Nuclear Research Center, Baku, Azerbaijan
- ⁸² National Research and Innovation Agency - BRIN, Jakarta, Indonesia
- ⁸³ Niels Bohr Institute, University of Copenhagen, Copenhagen, Denmark

- 84 Nikhef, National institute for subatomic physics, Amsterdam, Netherlands
- 85 Nuclear Physics Group, STFC Daresbury Laboratory, Daresbury, United Kingdom
- 86 Nuclear Physics Institute of the Czech Academy of Sciences, Husinec-Řež, Czech Republic
- 87 Oak Ridge National Laboratory, Oak Ridge, Tennessee, United States
- 88 Ohio State University, Columbus, Ohio, United States
- 89 Physics department, Faculty of science, University of Zagreb, Zagreb, Croatia
- 90 Physics Department, Panjab University, Chandigarh, India
- 91 Physics Department, University of Jammu, Jammu, India
- 92 Physics Program and International Institute for Sustainability with Knotted Chiral Meta Matter (SKCM2), Hiroshima University, Hiroshima, Japan
- 93 Physikalisches Institut, Eberhard-Karls-Universität Tübingen, Tübingen, Germany
- 94 Physikalisches Institut, Ruprecht-Karls-Universität Heidelberg, Heidelberg, Germany
- 95 Physik Department, Technische Universität München, Munich, Germany
- 96 Politecnico di Bari and Sezione INFN, Bari, Italy
- 97 Research Division and ExtreMe Matter Institute EMMI, GSI Helmholtzzentrum für Schwerionenforschung GmbH, Darmstadt, Germany
- 98 Saga University, Saga, Japan
- 99 Saha Institute of Nuclear Physics, Homi Bhabha National Institute, Kolkata, India
- 100 School of Physics and Astronomy, University of Birmingham, Birmingham, United Kingdom
- 101 Sección Física, Departamento de Ciencias, Pontificia Universidad Católica del Perú, Lima, Peru
- 102 Stefan Meyer Institut für Subatomare Physik (SMI), Vienna, Austria
- 103 SUBATECH, IMT Atlantique, Nantes Université, CNRS-IN2P3, Nantes, France
- 104 Sungkyunkwan University, Suwon City, Republic of Korea
- 105 Suranaree University of Technology, Nakhon Ratchasima, Thailand
- 106 Technical University of Košice, Košice, Slovak Republic
- 107 The Henryk Niewodniczanski Institute of Nuclear Physics, Polish Academy of Sciences, Cracow, Poland
- 108 The University of Texas at Austin, Austin, Texas, United States
- 109 Universidad Autónoma de Sinaloa, Culiacán, Mexico
- 110 Universidade de São Paulo (USP), São Paulo, Brazil
- 111 Universidade Estadual de Campinas (UNICAMP), Campinas, Brazil
- 112 Universidade Federal do ABC, Santo Andre, Brazil
- 113 Universitatea Nationala de Stiinta si Tehnologie Politehnica Bucuresti, Bucharest, Romania
- 114 University of Cape Town, Cape Town, South Africa
- 115 University of Derby, Derby, United Kingdom
- 116 University of Houston, Houston, Texas, United States
- 117 University of Jyväskylä, Jyväskylä, Finland
- 118 University of Kansas, Lawrence, Kansas, United States
- 119 University of Liverpool, Liverpool, United Kingdom
- 120 University of Science and Technology of China, Hefei, China
- 121 University of South-Eastern Norway, Kongsberg, Norway
- 122 University of Tennessee, Knoxville, Tennessee, United States
- 123 University of the Witwatersrand, Johannesburg, South Africa
- 124 University of Tokyo, Tokyo, Japan
- 125 University of Tsukuba, Tsukuba, Japan
- 126 Universität Münster, Institut für Kernphysik, Münster, Germany
- 127 Université Clermont Auvergne, CNRS/IN2P3, LPC, Clermont-Ferrand, France
- 128 Université de Lyon, CNRS/IN2P3, Institut de Physique des 2 Infinis de Lyon, Lyon, France
- 129 Université de Strasbourg, CNRS, IPHC UMR 7178, F-67000 Strasbourg, France, Strasbourg, France
- 130 Université Paris-Saclay, Centre d'Etudes de Saclay (CEA), IRFU, Département de Physique Nucléaire (DPhN), Saclay, France
- 131 Université Paris-Saclay, CNRS/IN2P3, IJCLab, Orsay, France
- 132 Università degli Studi di Foggia, Foggia, Italy
- 133 Università del Piemonte Orientale, Vercelli, Italy
- 134 Università di Brescia, Brescia, Italy
- 135 Variable Energy Cyclotron Centre, Homi Bhabha National Institute, Kolkata, India
- 136 Warsaw University of Technology, Warsaw, Poland

¹³⁷ Wayne State University, Detroit, Michigan, United States

¹³⁸ Yale University, New Haven, Connecticut, United States

¹³⁹ Yonsei University, Seoul, Republic of Korea

¹⁴⁰ Zentrum für Technologie und Transfer (ZTT), Worms, Germany

¹⁴¹ Affiliated with an institute covered by a cooperation agreement with CERN

¹⁴² Affiliated with an international laboratory covered by a cooperation agreement with CERN.