

TiCoSS: Tightening the Coupling between Semantic Segmentation and Stereo Matching within A Joint Learning Framework

Guanfeng Tang^{ID}, Zhiyuan Wu^{ID}, Jiahang Li^{ID},

Ping Zhong^{ID}, Xieyuanli Chen^{ID}, Huimin Lu^{ID} and Rui Fan^{ID}, *Senior Member, IEEE*

Abstract—Semantic segmentation and stereo matching, respectively analogous to the ventral and dorsal streams in our human brain, are two key components of autonomous driving perception systems. Addressing these two tasks with separate networks is no longer the mainstream direction in developing computer vision algorithms, particularly with the recent advances in large vision models and embodied artificial intelligence. The trend is shifting towards combining them within a joint learning framework, especially emphasizing feature sharing between the two tasks. The major contributions of this study lie in comprehensively tightening the coupling between semantic segmentation and stereo matching. Specifically, this study introduces three key novelties: (1) a tightly coupled, gated feature fusion strategy, (2) a hierarchical deep supervision strategy, and (3) a coupling tightening loss function. All these technical contributions help tightly couple semantic segmentation and stereo matching tasks, collectively resulting in TiCoSS, a state-of-the-art joint learning framework. Through extensive experiments on the KITTI and vKITTI2 datasets, along with both qualitative and quantitative analyses, we validate the effectiveness of our developed strategies and loss function. Our approach demonstrates superior performance compared to prior arts, with a notable increase in mIoU by over 9%. Our source code will be publicly available at [mias.group/TiCoSS](https://github.com/mias-group/TiCoSS) upon publication.

Index Terms—semantic segmentation, stereo matching, joint learning, computer vision, artificial intelligence.

I. INTRODUCTION

A. Background

VISUAL environment perception (VEP) serves as a fundamental and front-end module in robotic systems [1]. Semantic segmentation and stereo matching are two key VEP

tasks [2]. The former, akin to the ventral stream in our brain, provides a pixel-level understanding of the scene, while the latter, akin to the dorsal stream in our brain, mimics human binocular vision to acquire accurate depth information, essential for 3D geometry reconstruction [3]. These two tasks collaborate to deliver both contextual and geometric information, resulting in a comprehensive scene understanding that significantly enhances the capabilities of robotic systems [4].

Nevertheless, previous studies [5]–[9] address these two tasks with separate networks, which limits their potential to share informative contextual and geometric information [10]. For instance, stereo matching networks can occasionally produce ambiguous disparity estimations, particularly in textureless and occluded regions [11]. Semantic segmentation can provide pixel-level scene understanding to disambiguate these cases, ultimately leading to more reliable disparity estimations [12]. In addition, semantic segmentation networks often struggle to distinguish clear object boundaries, particularly in complex driving scenarios, due to the lack of spatial geometric information [13]. A common solution for improved semantic segmentation performance is to employ feature-fusion networks equipped with duplex encoders to extract heterogeneous features from RGB-X data [14]–[16], where “X” provides spatial geometric information, such as the depth images generated from LiDAR point clouds [17] and surface normal maps obtained through depth-to-normal translation [18]. However, the availability and quality of “X” significantly influence the overall performance of semantic segmentation and can potentially limit the widespread adoption of feature-fusion networks [19].

Therefore, in recent years, the simultaneous learning, deployment, and inference of both tasks have become a mainstream [16], [20]–[23], because a unified joint learning framework can process contextual and geometric information more comprehensively. It also enables end-to-end training of the entire system, capable of tackling the challenges posed by both tasks [16]. Consequently, this can enhance the overall performance in both semantic segmentation and stereo matching tasks, outperforming models trained separately for each task [23]. Moreover, a unified framework can potentially reduce computational complexity and memory usage, as learning representations can likely be shared between both tasks [24]. This can be advantageous particularly for resource-constrained applications that require real-time performance.

This research was supported by the National Natural Science Foundation of China under Grant 62233013, the Science and Technology Commission of Shanghai Municipal under Grant 22511104500, the Shanghai Municipal Science and Technology Major Project (2021SHZDZX0100), the Fundamental Research Funds for the Central Universities, and Xiaomi Young Talents Program. (*Corresponding author: Rui Fan*).

Guanfeng Tang, Jiahang Li and Rui Fan are with the College of Electronics & Information Engineering, Shanghai Research Institute for Intelligent Autonomous Systems, Shanghai Institute of Intelligent Science and Technology, Tongji University, the State Key Laboratory of Intelligent Autonomous Systems, and Frontiers Science Center for Intelligent Autonomous Systems, Tongji University, Shanghai 201804, China (e-mails: {gftang, lijiahang617, rfan}@tongji.edu.cn).

Zhiyuan Wu is with the Department of Engineering, King’s College London, London WC2R 2LS, U.K. (e-mail: gwu@tongji.edu.cn).

Ping Zhong is with the Department of Computer Science and Technology, Central South University. (email: ping.zhong@csu.edu.cn).

Xieyuanli Chen and Huimin Lu are with the College of Intelligence Science and Technology, National University of Defense Technology. (e-mails: {xieyuanli.chen, lhmnew}@nudt.edu.cn).

B. Existing Challenges and Motivation

The performance of a feature-fusion semantic segmentation network is heavily influenced by the employed strategy for heterogeneous feature fusion [25], [26]. Currently, the bottleneck lies in the simplistic and indiscriminate fusion of heterogeneous features, which often causes conflicting learning representations and erroneous segmentation results [27]. Taking our previous work S³M-Net [16] as an example, its adopted feature fusion strategy essentially performs an element-wise summation between contextual and geometric feature maps at each stage. These feature maps are then directly fed into subsequent layers without excluding irrelevant information, leading to a loose coupling between the semantic segmentation and stereo matching tasks within the encoder. Furthermore, as the network goes deeper, such an indiscriminate feature fusion strategy tends to diminish the proportion of useful geometric features in the decoder’s input [28], potentially leading to unsatisfactory semantic segmentation performance.

Additionally, due to the vanishing gradient problem [29], existing joint learning frameworks usually exhibit slow convergence during training. A common solution is to employ the deep supervision (DS) strategies that incorporate additional pathways to achieve gradient propagation [30]. Nonetheless, existing DS strategies employed in feature-fusion semantic segmentation networks typically overlook the potential interactions between the main and side auxiliary classifiers, failing to exploit the complementarity among all classifiers and can therefore restrict the improvements in semantic segmentation performance within our multi-task joint learning framework.

In the loss function aspect, previous joint learning frameworks, such as SegStereo [21] and SSNet [31], typically compute the losses for two tasks separately and supervise the entire training process by simply minimizing the weighted sum of these losses. Such loss function fails to exploit the complementarity between these two tasks at the output level, also resulting in their loose coupling.

Prior joint learning arts, such as S³M-Net [16] and DSNet [10], primarily focus on introducing a joint learning framework that performs semantic segmentation and stereo matching simultaneously. However, exploring the potential complementarity and tightening the coupling between these two tasks, particularly in the encoder, decoder and loss function aspects, have received relatively limited attention in this research area and calls for further investigation.

C. Contributions

To address the aforementioned limitations, we introduce **Tightly-Coupled Semantic Segmentation and Stereo Matching Network (TiCoSS)**, an end-to-end joint learning approach that focuses primarily on improving the coupling between stereo matching and semantic segmentation tasks, which has not been emphasized in previous related studies. Our proposed TiCoSS introduces three new techniques: (1) a tightly-coupled, gated feature fusion (TGF) strategy, which utilizes a series of selective inheritance gates (SIGs) to propagate useful contextual and geometric information from the preceding layer to the current layer; (2) a hierarchical deep

supervision (HDS) strategy that uses the highest resolution fused feature maps to guide deep supervision throughout each branch, as these features contain the most abundant local spatial details; (3) a novel coupling tightening (CT) loss, consisting of a widely used stereo matching loss presented in [9], the semantic consistency-guided (SCG) loss in [16], a disparity inconsistency-aware (DIA) loss that utilizes disparity estimations to refine segmentation results, and a deep supervision consistency constraint (DSCC) loss which employs the Kullback-Leibler (KL) divergence to improve prediction consistency across outputs from all deep supervision branches. These contributions collectively advance S³M-Net, resulting in TiCoSS, a new, powerful, and tightly-coupled joint learning framework that simultaneously performs robust and accurate semantic segmentation and stereo matching tasks. Extensive experiments conducted on the vKITTI2 [32] and KITTI 2015 [33] datasets unequivocally demonstrate the effectiveness of the aforementioned contributions and the superior performance of TiCoSS over other state-of-the-art (SoTA) approaches.

In summary, the main contributions of this article include:

- The TGF strategy, which propagates useful contextual and geometric information from the preceding layer to the current layer, enabling more effective feature fusion for semantic segmentation;
- The HDS strategy, which uses the fused features with the richest local spatial details to guide deep supervision across each branch;
- The DIA loss and the DSCC loss that tighten the coupling between the two tasks, thereby further improving semantic segmentation performance.

D. Article Structure

The remainder of this article is organized as follows: Sect. II reviews related prior arts. Sect. III introduces our proposed TiCoSS. Sect. IV compares our network with other SoTA approaches and presents the ablation studies. Finally, we conclude this article and provide recommendations for feature work in Sect. V.

II. LITERATURE REVIEW

A. Semantic Segmentation

Semantic segmentation has been a long-standing challenge in the fields of computer vision and robotics over the past decade [3], [34]. SoTA networks generally fall into two groups [16]: (1) single-modal networks (with a single encoder) and (2) feature-fusion networks (with multiple encoders) [15], [35], [36]. Early efforts primarily focused on encoder-decoder architectures for pixel-level classification. Representative examples include PSPNet [5], the DeepLab series [6], [37], as well as Transformer-based networks [7], [38], [39]. The encoder extracts hierarchical, contextual feature maps from input images, while the decoder generates segmentation maps by upsampling and combining feature maps from different encoder layers. Nonetheless, these networks are limited in effectively combining heterogeneous features extracted from different sources (or modalities) of visual information, which

makes it challenging to produce accurate segmentation results in scenarios with poor lighting and illumination conditions [15]. This has led researchers to focus on feature-fusion networks that can effectively fuse heterogeneous features learned from multiple sources (or modalities) of visual information. This problem is often referred to as “RGB-X semantic segmentation”, where “X” represents the additional modality (or source) of visual information, in addition to the RGB images. The most representative feature-fusion networks include convolutional neural network (CNN)-based ones, such as MFNet [40], RTFNet [41], SNE-RoadSeg series [15], [28], [42], and S³M-Net [16], as well as Transformer-based ones, such as OFF-Net [43] and RoadFormer [14]. In this article, we design TiCoSS based on our previously proposed S³M-Net, with a specific emphasis on exploring more effective solutions for tighter coupling between semantic segmentation and stereo matching.

B. Stereo Matching

Owing to recent advancements in deep learning techniques, end-to-end deep stereo networks [8], [9], [44]–[47] have dramatically outperformed traditional explicit programming-based stereo matching algorithms. PSMNet [8] uses a spatial pyramid to capture multi-scale information and uses multiple 3D convolutional layers to exploit both local and global contexts for cost computation. GwcNet [44] builds on PSMNet by constructing the cost volume through group-wise correlation, enhancing the 3D stacked hourglass network. To address the computational demands of 3D convolutions, researchers have sought ways to balance efficiency and accuracy in stereo matching. LEA-Stereo [46], for instance, introduces the first neural architecture search (NAS) [48] framework to stereo matching. RAFT-Stereo [9], a rectified stereo matching approach, developed based on RAFT [49], uses a series of gated recurrent units to refine correlation features and enhance disparity estimation accuracy. CRE-Stereo [47] leverages recurrent refinement to update disparities in a coarse-to-fine fashion and adaptive group correlation to minimize the impact of erroneous rectification, leading to more compelling disparity estimation results. In this article, we primarily focus on improving semantic segmentation performance, and thus, adopt the stereo matching approach used in our previous work, S³M-Net.

C. Simultaneous Semantic Segmentation and Stereo Matching

Existing joint learning frameworks that simultaneously address these two tasks mainly focus on improving disparity accuracy by leveraging semantic information [10], [12], [20]–[23]. However, discussions on utilizing disparity information to enhance semantic segmentation at the feature level for joint learning remain limited, except for the aforementioned “RGB-X semantic segmentation”. These prior arts often require extensive annotated training data or involve complex training strategies for joint learning. For example, SegStereo [21] necessitates an initial unsupervised training phase on the large-scale Cityscapes [50] dataset, followed by a subsequent supervised fine-tuning on the smaller KITTI [33], [51] datasets.

Similarly, the approaches introduced in [12], [22], [23] require pre-training their spatial branches for stereo matching on the large-scale SceneFlow [52] dataset before fine-tuning both semantic and spatial branches on the KITTI [33], [51] datasets. DSNet [10] adopts a different joint learning strategy by alternating the training of the semantic segmentation and stereo matching networks, with parameters of each network being frozen during the training of the other. Nevertheless, leveraging both contextual and geometric information can be challenging, as the shared features are not learned in an end-to-end manner. DispSegNet [20] utilizes an embedding learned from the semantic segmentation branch to refine the initial disparity estimation. RTS²Net [22] relies on coarse-to-fine estimations in a multi-stage fashion for accurate disparity estimation. However, both methods only achieve limited improvement in segmentation results since they fail to leverage the informative spatial details to enhance semantic segmentation. Recently, SS-Net [31] uses a single encoder to extract shareable features for both tasks. However, as demonstrated in [53], such shareable features may not be suitable for both dense prediction and geometric vision tasks. S³M-Net uses two separate encoding branches to achieve these two tasks simultaneously, but the weak coupling between these branches limits the integration of contextual and geometric information. Additionally, the source code (in PyTorch or TensorFlow) for these previous approaches is not publicly available, and re-implementing them carries the risk of introducing errors. In contrast to the aforementioned approaches, our proposed TiCoSS uses a tightly-coupled joint learning framework that effectively leverages both contextual and geometric information. Moreover, TiCoSS is trained in an end-to-end manner and is capable of learning accurate and robust semantic segmentation and stereo matching tasks simultaneously, even with limited training data.

III. METHODOLOGY

A. Framework Overview

The architecture of our proposed TiCoSS is illustrated in Fig. 1, containing three major technical contributions:

- (1) A novel duplex, tightly-coupled encoder designed to selectively extract and fuse heterogeneous features, namely contextual features from RGB images and geometric features from disparity maps.
- (2) A novel HDS strategy that leverages fused features with the richest local spatial details to guide deep supervision across each branch (auxiliary classifier).
- (3) A CT loss that supervises the entire joint learning process and further tightens the coupling between semantic segmentation and stereo matching.

B. Tightly-coupled Gated Fusion Strategy

S³M-Net [16] proposes an effective joint learning framework to simultaneously perform semantic segmentation and stereo matching. Despite achieving impressive results, these two tasks are loosely coupled. It merely employs the feature fusion strategy proposed in SNE-RoadSeg [15], where the geometric features extracted from disparity maps are indiscriminately fused into the contextual features extracted from

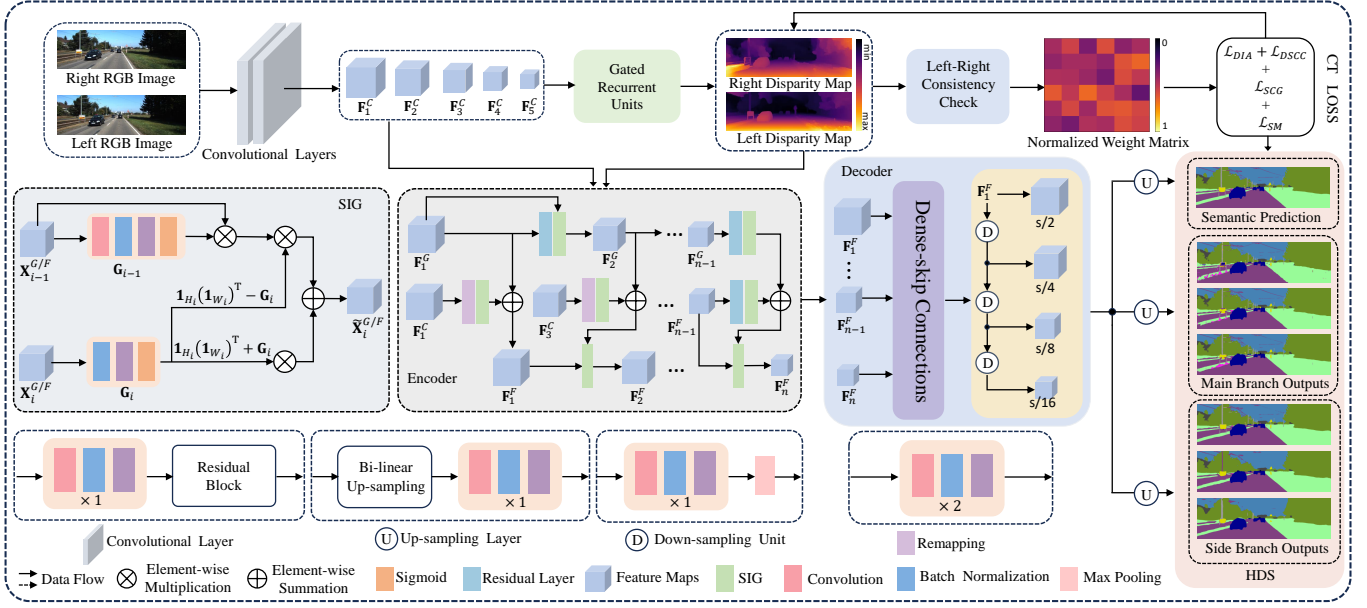


Fig. 1: The architecture of our proposed TiCoSS for end-to-end joint learning of semantic segmentation and stereo matching.

RGB images via simplistic element-wise summation. The fused heterogeneous features are then treated as preceding contextual features and fed into subsequent layers without selective processing, which misleads the semantic segmentation task. This is primarily because the deeper geometric features contain irrelevant semantic information, and as the network goes deeper, the proportion of RGB features in the decoder’s input tends to diminish [28].

Our TGF strategy is, therefore, designed to overcome this limitation by selectively complementing contextual features with useful geometric features, resulting in a tightly-coupled duplex encoder. The core of our TGF strategy is the SIGs, developed based on Gated Fully Fusion (GFF) [54], which fuses features from multiple scales using gates that control the propagation of useful information. This enables the features at each scale to be enhanced by both deeper, semantically stronger features and shallower, spatially richer features, significantly reducing noises during feature fusion. Nonetheless, GFF is primarily regarded as a post-processing technique (multi-scale features are required to be yielded before being processed by GFF) and is infeasible to fuse heterogeneous features, which are extracted and fused progressively. In contrast, our developed SIGs (see Fig. 1) selectively inherit useful features in $\mathbf{X}_{i-1}^{G,F}$ from the previous layer into $\tilde{\mathbf{X}}_i^{G,F}$, the features at the current layer, where $i \in [1, n] \cap \mathbb{Z}$ denotes the layer number, and the superscripts ‘G’ as well as ‘F’ represent ‘geometric’ and ‘fused’ features¹, respectively. Our SIG outputs $\tilde{\mathbf{X}}_i^{G,F}$, selectively inherited feature maps at the i -th layer using the

following expression:

$$\tilde{\mathbf{X}}_i^{G,F} = \Omega_i \left(\mathbf{X}_{i-1}^{G,F}, \mathbf{X}_i^{G,F} \right) = (\mathbf{1}_{H_i}(\mathbf{1}_{W_i})^\top + \mathbf{G}_i) \odot \mathbf{X}_i^{G,F} + (\mathbf{1}_{H_i}(\mathbf{1}_{W_i})^\top - \mathbf{G}_i) \odot \left[\mathbf{G}_{i-1} \odot \mathcal{R}(\mathbf{X}_{i-1}^{G,F}) \right], \quad (1)$$

where Ω_i represents the SIG operation at the i -th layer, $\mathbf{1}_k$ denotes a column vector of ones, $\mathbf{G}_i \in [0, 1]^{H_i \times W_i}$ represents a gate map that controls feature propagation, \odot denotes the element-wise multiplication broadcasting in the channel dimension, and \mathcal{R} represents the remapping operation, as detailed in [16].

Based on our proposed TGF strategy, the heterogeneous feature extraction and fusion process in our duplex encoder can be formulated as follows:

$$\mathbf{F}_i^G = \begin{cases} \mathcal{E}_i^G(\mathbf{D}^L), & i = 1 \\ \Omega_i^G(\mathbf{F}_{i-1}^G, \mathcal{E}_i^G(\mathbf{F}_{i-1}^G)), & 1 < i \leq n \end{cases} \quad (2)$$

and

$$\mathbf{F}_i^F = \begin{cases} \mathcal{E}_i^F(\mathbf{F}_i^C) \oplus \mathbf{F}_i^G, & i = 1 \\ \Omega_i^F(\mathbf{F}_{i-1}^F, \mathcal{R}(\mathbf{F}_{2i-1}^C)) \oplus \mathbf{F}_i^G, & 1 < i \leq \frac{n+1}{2} \\ \Omega_i^F(\mathbf{F}_{i-1}^F, \mathcal{E}_i^F(\mathbf{F}_{i-1}^F)) \oplus \mathbf{F}_i^G, & \frac{n+1}{2} < i \leq n \end{cases} \quad (3)$$

where \mathbf{D}^L denotes the estimated disparity map, \mathbf{F}_i^C , \mathbf{F}_i^G , and \mathbf{F}_i^F respectively represent the extracted contextual feature maps in the left view, geometric feature maps, and fused feature maps at the i -th layer, \mathcal{E}_i^G and \mathcal{E}_i^F denote the geometric and fused features encoding operations at the i -th layer, respectively, \oplus represents the element-wise summation. Considering that the shallower features between the two tasks have similar numbers of channels, we make the contextual feature maps of the first three layers share weights with the feature maps extracted from the stereo matching network

¹It is worth noting here that we use \mathbf{X}_i^F instead of \mathbf{X}_i^C , where the superscript ‘C’ denotes ‘contextual’ features, primarily because the branch processing the RGB images progressively fuses the geometric features extracted from the disparity maps to obtain the fused features.

in our practical implementation. Our proposed TGF strategy selectively propagates features to subsequent layers, reducing indiscriminate heterogeneous feature fusion which can severely mislead semantic segmentation as the network goes deeper, thus achieving tighter coupling between these two relevant environmental perception tasks.

C. Hierarchical Deep Supervision

After tightening the coupling between semantic segmentation and stereo matching during the feature encoding stage, we turn our focus towards the feature decoding process. We first revisit the deep supervision strategies employed in SNE-RoadSeg+ [42] and UNet 3+ [55]. The former applies deep supervision to the decoded features with the highest resolution, whereas the latter achieves this on the deepest decoded features at each resolution. Despite the effectiveness of these two prior approaches in addressing challenges such as vanishing gradients and slow model convergence, the deep supervision strategies employed by them are not comprehensive (the former emphasizes enhancing local details, while the latter focuses on improving multi-scale feature consistency). Ideally, they should be used in conjunction to complement each other for improved results. Therefore, our proposed HDS strategy combines the strengths of both methods and demonstrates superior performance compared to each individually.

A straightforward way to combine the strengths of these two methods is to apply deep supervision strategies simultaneously to both the main and side branches, enabling the network to leverage features from shallow layers (containing rich local details) and deep layers (being semantically strong). However, this method can not fully exploit the potential complementarity between the main and side auxiliary classifiers, since the decoded features are exclusively derived from adjacently-connected ones. Additionally, as discussed in Sect. III-B, decoded features in deep layers also lack informative spatial details which are typically contained in shallow layers, limiting the performance of DS strategies in our multi-task framework. Thus, to improve the interactions among auxiliary classifiers and provide local spatial details for decoded features in deep layers, we utilize the decoded, fused feature maps \mathbf{F}_1^F (containing rich, fine-grained local spatial details that are essential for semantic segmentation) at the highest resolution to guide the feature decoding process in the side branches. Specifically, for the l -th auxiliary classifier within the side branch, we utilize a Feature Dynamic Alignment (FDA) block, which is composed of l downsampling units to progressively align channel dimensions and spatial resolutions between a pair of features at different layers. Each downsampling unit comprises a 3×3 convolutional layer with a stride of 2, followed by a batch normalization (BN) layer and a rectified linear unit (ReLU) activation layer. Compared to the simple max-pooling operation which may disrupt the original feature representation, our FDA achieves a smoother feature alignment. The feature maps obtained by downsampling \mathbf{F}_1^F are then concatenated with the deepest decoded features at the corresponding layers. This downsampling output not only guides the decoding process but also serves as the input for

the subsequent downsampling unit, thereby preserving fine-grained local details to the greatest extent possible. Since the outputs of the side branches are obtained by directly upsampling the deepest features at each layer, this strategy does not significantly impact training efficiency and memory usage. Moreover, the auxiliary classifiers of the main and side branches collaboratively provide additional pathways for gradients to propagate more efficiently from the output layers to their corresponding layers, thereby accelerating the convergence of our model.

D. Coupling Tightening Loss for Multi-task Joint Learning

Compared to the tasks focused solely on either semantic segmentation or stereo matching, the loss function employed in our joint learning framework aims to supervise both tasks simultaneously [16]. Our proposed CT loss function is expressed as follows:

$$\mathcal{L}_{CT} = \mathcal{L}_{DIA} + \mathcal{L}_{DSCC} + \mathcal{L}_{SCG} + \mathcal{L}_{SM}, \quad (4)$$

where the DIA loss \mathcal{L}_{DIA} measures disparity inconsistency, the DSCC loss \mathcal{L}_{DSCC} measures the segmentation consistency across outputs from all deep supervision branches, the SCG loss \mathcal{L}_{SCG} denotes the Semantic Consistency-Guided (SCG) loss proposed in [16], and \mathcal{L}_{SM} , a prevalently used loss function to supervise the training of the stereo matching network, is detailed in [16].

1) *Disparity Inconsistency-Aware Loss*: In our previous study [16], the developed SCG loss focuses mainly on enforcing semantic consistency to reduce segmentation errors caused by occlusions, neglecting the fact that occlusions can also lead to inconsistent disparity estimations [56], which are unfortunately under-explored when designing the loss. Thus, we further incorporate the disparity inconsistency in it to form a more advanced loss function to train our TiCoSS. Specifically, we define a weight matrix $\mathbf{W} \in \mathbb{R}^{H \times W}$ drawing from the concept of Left-Right Consistency in stereo matching [11], where

$$\mathbf{W}(\mathbf{p}) = \mathbf{D}^L(\mathbf{p}) - \mathbf{D}^R(\mathbf{p} - (\mathbf{D}^L(\mathbf{p}; 0))) \quad (5)$$

denotes the weight at the given pixel \mathbf{p} , and \mathbf{D}^L as well as \mathbf{D}^R represent the left and right disparity maps, respectively. $\mathbf{W}^N \in \mathbb{R}^{H \times W}$, a normalized weight matrix, is then yielded, where

$$\mathbf{W}^N(\mathbf{p}) = \frac{1}{1 + e^{-|\mathbf{W}(\mathbf{p})|}} \in [0, 1]. \quad (6)$$

A higher normalized weight corresponds to a greater inconsistency between a given pair of left and right disparities, indicating the need for more attention during the training of a semantic segmentation model. Our proposed DIA loss is, therefore, formulated as follows:

$$\mathcal{L}_{DIA} = \alpha \sum_{i=1}^n \left\{ -\frac{1}{N} \sum_{j=1}^N \sum_{k=1}^C [\mathbf{W}^N(\mathbf{p}) y_k(\mathbf{p}) \log(\hat{y}_k(\mathbf{p}))] \right\}, \quad (7)$$

where n denotes the number of deep supervision branches, N represents the total number of pixels, C denotes the total number of classes, $\hat{y}_k(\mathbf{p})$ represents the predicted probability

of pixel \mathbf{p} belonging to class k , $y_k(\mathbf{p})$ denotes the ground-truth label for \mathbf{p} in class k , and the weight factor α is determined through extensive ablation studies, as detailed in Sect. IV-E.

2) *Deep Supervision Consistency Constraint Loss*: In prior research [42], [55], the relationship among prediction maps generated by different auxiliary classifiers was not considered, which may lead to semantic inconsistencies across scales. To address this issue, we draw inspiration from [57] to design the following DSCC loss, which utilizes the KL divergence to measure the prediction differences across scales:

$$\mathcal{L}_{DSCC} = \beta \sum_{r=1}^L \sum_{\substack{s=1 \\ s \neq r}}^L \left[-\frac{1}{N} \sum_{i=1}^N \hat{y}_k^r(\mathbf{p}) \log \frac{\hat{y}_k^r(\mathbf{p})}{\hat{y}_k^s(\mathbf{p})} \right], \quad (8)$$

where l denotes the classifier index and β is a scaling factor determined through extensive ablation studies presented in Sect. IV-E. By minimizing the DSCC loss, we enhance the informativeness of features at different resolutions, thereby significantly improving semantic segmentation performance across scales.

IV. EXPERIMENTS

In this article, we conduct extensive experiments to evaluate the performance of our introduced TiCoSS both quantitatively and qualitatively. The following subsections detail the used datasets, experimental set-up, evaluation metrics, and the comprehensive evaluation of our proposed method.

A. Datasets

Since our network training requires both semantic and disparity annotations, we utilize the following two public datasets to conduct the experiments:

- The vKITTI2 [32] dataset contains virtual replicas (providing 15 semantic classes) of five sequences from the KITTI dataset. Dense ground-truth disparity maps are obtained through depth rendering using a virtual engine. Following [16], we employ 700 stereo image pairs, along with their semantic and disparity annotations, to evaluate the effectiveness and robustness of our proposed TiCoSS, where 500 pairs are utilized for model training and the remaining 200 pairs are used for model validation.
- The KITTI 2015 [33] dataset contains 400 stereo image pairs captured in real-world driving scenarios. Half of these pairs have ground truth annotations, while the remaining half do not. This dataset provides 19 semantic classes (consistent with those in the Cityscapes [50] dataset). Sparse ground-truth disparity maps are obtained using a Velodyne HDL-64E LiDAR. In our experiments, we split the data with a 7:3 ratio for training and testing, respectively.

B. Experimental Setup

Our experiments are conducted on an NVIDIA RTX 4090 GPU with a batch size of 1. We set the maximum disparity search range to 192 pixels. All images are cropped to 512×256 pixels before being processed by the network. We utilize

the AdamW [58] optimizer for model training, with epsilon and weight decay set to 10^{-8} and 10^{-5} , respectively. The initial learning rate is set to 2×10^{-4} . Training lasts for 100,000 iterations on the vKITTI2 dataset and 20,000 iterations on the KITTI 2015 dataset. Standard data augmentation techniques are applied to improve model robustness.

C. Evaluation Metrics

Following [16], we quantify the performance of semantic segmentation using seven metrics: (1) accuracy (Acc), (2) mean accuracy (mAcc), (3) precision (Pre), (4) recall (Rec), (5) mean F1-score (mFSc), (6) mean intersection over union (mIoU), and (7) frequency-weighted intersection over union (fwIoU) [59]. Moreover, we quantify the performance of stereo matching using two metrics: (1) average end-point error (EPE) and (2) percentage of error pixels (PEP) at tolerance levels of 1.0 and 3.0 pixels, respectively.

D. Comparison with State-of-the-art Methods

1) *Semantic Segmentation Performance*: The qualitative experimental results on the KITTI and vKITTI2 datasets are presented in Figs. 2 and 3, respectively, while the quantitative experimental results on these two datasets are given in Tables I and II, respectively. We also provide additional quantitative experimental results evaluated by the mmsegmentation framework [61] in Table III. Additionally, in Fig. 4, we present qualitative experimental results under various adverse weather conditions, including foggy, rainy, low-light, and sunny scenarios, to validate the robustness of our model in complex situations.

These results suggest that TiCoSS outperforms all other SoTA single-modal and feature-fusion networks (including both CNN-based and Transformer-based methods) across all evaluation metrics on both datasets. Specifically, compared with S³M-Net, the SoTA joint learning method, TiCoSS demonstrates substantial improvements on the KITTI dataset, achieving increases of 9.68% in mAcc, 10.57% in mIoU, 2.71% in fwIoU, and 1.20% in mFSc, respectively. Similarly, on the vKITTI2 dataset, it outperforms other networks across all evaluation metrics, with improvements of 3.88% in mAcc, 5.08% in mIoU, 0.62% in fwIoU, and 0.26% in mFSc, respectively. Particularly, as observed in Figs. 2 and 3, TiCoSS achieves more accurate predictions on distant regions as well as object boundaries and is capable of providing more fine-grained semantic segmentation details compared to S³M-Net. In addition, as shown in Fig. 4, our TiCoSS also provides more accurate segmentation results in complex scenarios, such as the foggy and raining conditions. We attribute these improvements to the tighter coupling between the two tasks within our joint learning framework, which effectively leverages the informative geometric information extracted from our predicted disparity maps. This enhances the integration of contextual and geometric features through our proposed TGF strategy, further improving the ability of handling heterogeneous features.

2) *Stereo Matching Performance*: The qualitative experimental results on the KITTI and vKITTI2 datasets are illustrated in Figs. 5 and 6, respectively, while the quantitative

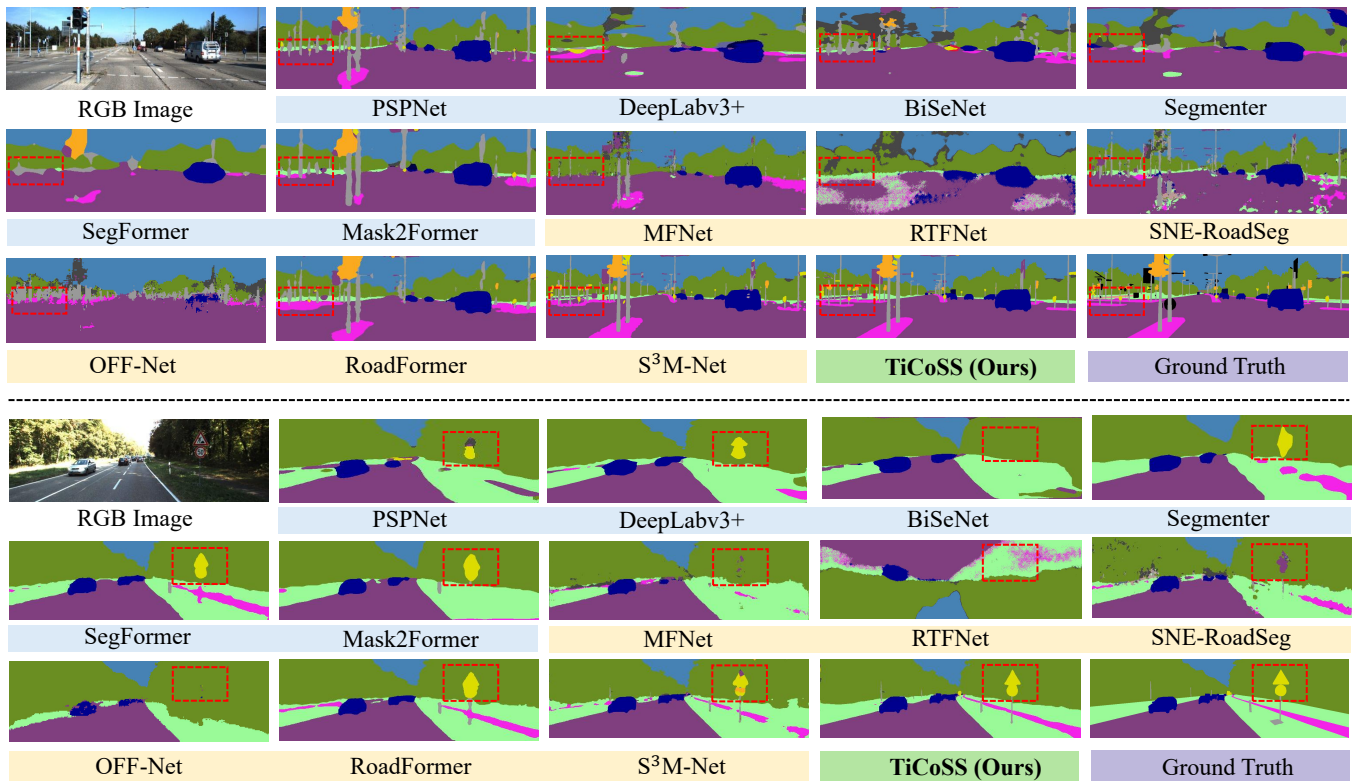


Fig. 2: Qualitative experimental results achieved by the SoTA semantic segmentation networks on the KITTI 2015 [33] dataset.

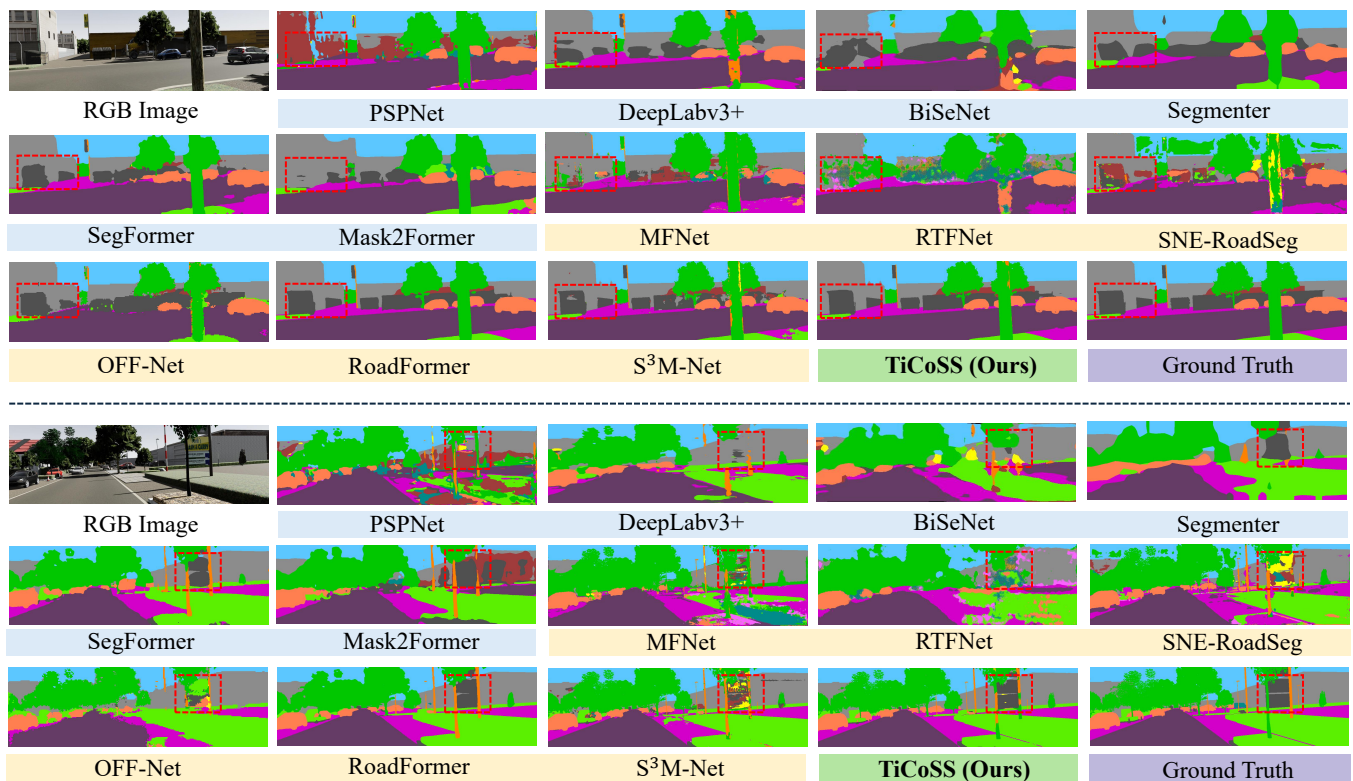


Fig. 3: Qualitative experimental results achieved by the SoTA semantic segmentation networks on the vKITTI2 [32] dataset.

experimental results on these two datasets are provided in Table IV. Since the primary focus of this study is to im-

prove semantic segmentation performance, the stereo matching performance of TiCoSS is slightly better than that of S³M-

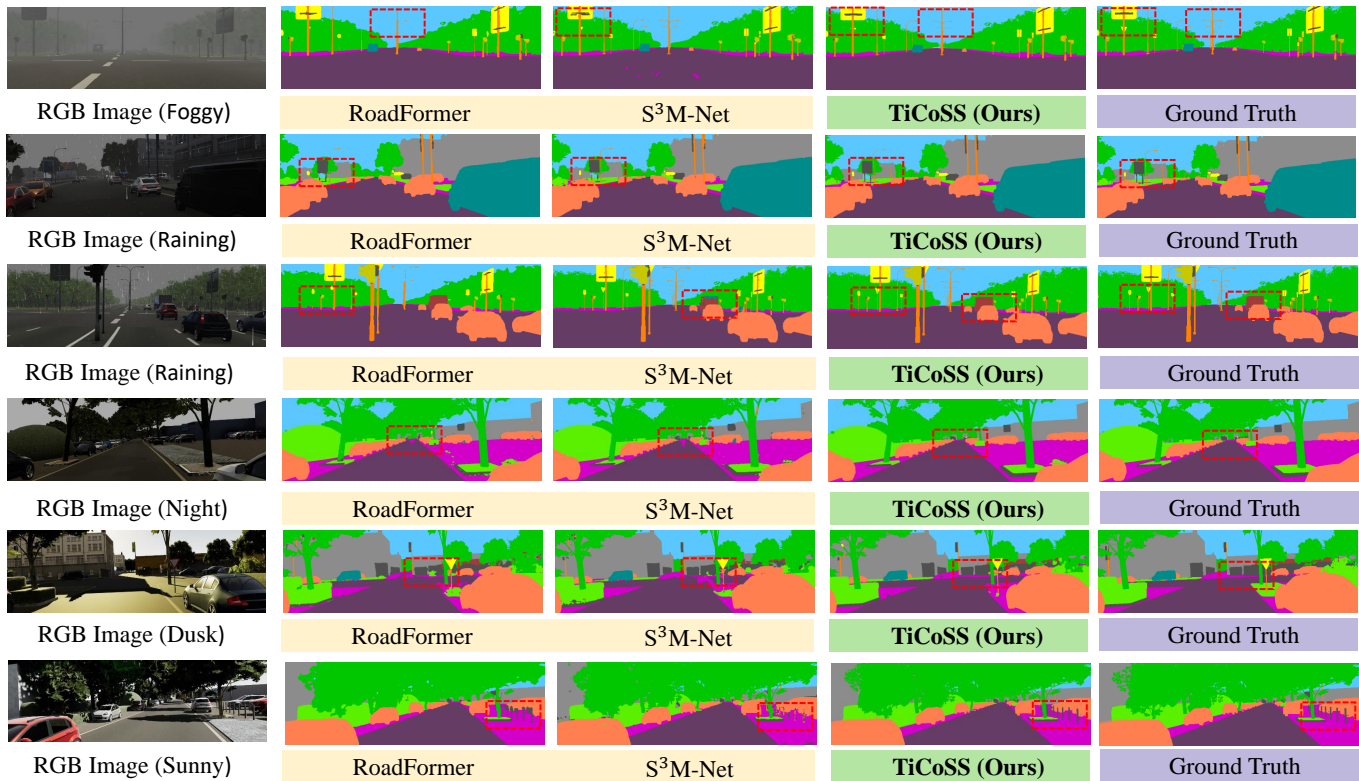


Fig. 4: Qualitative experimental results obtained under adverse weather conditions on the vKITTI2 [32] dataset, achieved by the SoTA semantic segmentation networks.

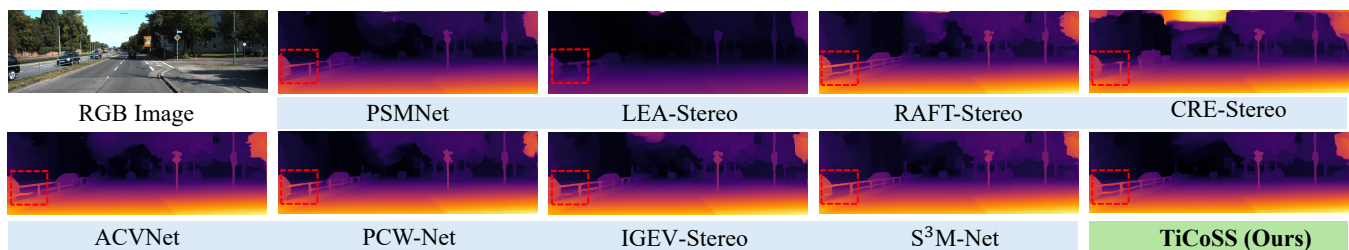


Fig. 5: Qualitative experimental results on the KITTI 2015 [33] dataset achieved by the SoTA stereo matching networks.




Fig. 6: Qualitative experimental results on the vKITTI2 [32] dataset achieved by the SoTA stereo matching networks.

Net. Specifically, compared to S³M-Net, TiCoSS demonstrates improvements of 3.64% in EPE and 2.47% in PEP 3.0 on the KITTI dataset. Additionally, on the vKITTI2 dataset, it achieves improvements of 5.26% in EPE and 1.26% in PEP 1.0. These improvements can be attributed to the tighter coupling between these two tasks, resulting in more comprehensive geometric features with informative contextual infor-

mation compared to S³M-Net. Additionally, by minimizing the CT loss, our model focuses more on areas with inconsistent disparities and achieves improved performance in occluded regions, as depicted in Fig. 6.

TABLE I: Quantitative comparisons of SoTA semantic segmentation networks on the KITTI 2015 [33] dataset. The best results are shown in bold font. The symbol \uparrow indicates that a higher value corresponds to better performance. **Though more recent joint learning frameworks exist, the source code (in PyTorch or TensorFlow) for these previous approaches is not publicly available.**

Networks	Publication	Type	Acc (%) \uparrow	mAcc (%) \uparrow	mIoU (%) \uparrow	fwIoU (%) \uparrow	Pre (%) \uparrow	Rec (%) \uparrow	mFSc (%) \uparrow
PSPNet [5]	CVPR'17	Single-Modal	80.03	44.97	38.15	68.62	79.29	82.66	79.59
DeepLabv3+ [37]	ECCV'18		82.33	50.15	42.79	72.43	83.85	87.18	84.59
BiSeNet V2 [60]	IJCV'21		73.68	41.66	32.71	60.55	68.35	81.79	72.37
Segmenter [38]	ICCV'21		84.53	50.77	43.63	74.72	82.99	87.15	84.41
SegFormer [7]	NeurIPS'21		88.28	59.23	51.39	80.53	87.15	90.85	88.46
Mask2Former [39]	CVPR'22		84.35	54.33	45.87	75.56	84.74	89.12	85.92
MFNet [40]	IROS'17	Feature-Fusion	81.02	48.13	40.70	70.42	82.85	85.73	82.36
RTFNet [41]	RAL'19		71.61	39.26	30.35	57.98	69.52	85.16	74.28
SNE-RoadSeg [15]	ECCV'20		79.46	51.91	41.56	69.22	81.45	87.05	82.91
OFF-Net [43]	ICRA'22		75.84	40.13	33.13	64.02	77.48	72.19	70.62
RoadFormer [14]	TIV'24		90.05	62.34	55.13	83.40	91.65	91.39	91.11
DispSegNet [20]	RA-L'18	Joint Learning	88.03	62.54	53.44	80.90	88.22	92.53	89.68
DSNet [10]	ICRA'19		89.48	64.44	52.83	81.08	89.41	93.25	90.73
S ³ M-Net [16]	TIV'24		90.66	65.90	57.80	84.53	90.85	93.55	91.80
TiCoSS (Ours)	/		91.90	71.97	63.63	86.68	92.43	94.10	92.90

TABLE II: Quantitative comparisons of SoTA semantic segmentation networks on the vKITTI2 [32] dataset. The best results are shown in bold font. The symbol \uparrow indicates that a higher value corresponds to better performance.

Networks	Publication	Type	Acc (%) \uparrow	mAcc (%) \uparrow	mIoU (%) \uparrow	fwIoU (%) \uparrow	Pre (%) \uparrow	Rec (%) \uparrow	mFSc (%) \uparrow
PSPNet [5]	CVPR'17	Single-Modal	76.26	53.53	44.81	69.30	81.55	79.68	75.38
DeepLabv3+ [37]	ECCV'18		92.19	63.15	56.90	87.15	89.00	92.71	90.16
BiSeNet V2 [60]	IJCV'21		81.77	51.07	44.45	74.71	83.23	82.19	80.67
Segmenter [38]	ICCV'21		90.39	60.33	52.99	83.47	88.05	87.89	87.70
SegFormer [7]	NeurIPS'21		94.75	70.56	64.98	90.49	93.57	93.62	93.46
Mask2Former [39]	CVPR'22		89.29	64.58	57.14	83.84	90.75	87.23	87.19
MFNet [40]	IROS'17	Feature-Fusion	76.22	51.50	43.41	68.82	82.46	78.65	73.80
RTFNet [41]	RAL'19		85.22	49.47	42.59	77.69	83.74	89.17	84.41
SNE-RoadSeg [15]	ECCV'20		83.64	60.85	52.56	75.14	83.44	81.66	77.77
OFF-Net [43]	ICRA'22		90.84	61.51	55.27	84.69	89.24	86.71	86.15
RoadFormer [14]	TIV'24		97.54	86.58	80.83	95.34	96.99	96.86	96.91
DispSegNet [20]	RA-L'18	Joint Learning	97.15	82.63	80.24	95.21	97.39	97.66	97.46
DSNet [10]	ICRA'19		95.71	78.71	77.47	93.24	97.20	96.66	96.81
S ³ M-Net [16]	TIV'24		98.32	88.24	84.18	96.98	98.37	98.28	98.31
TiCoSS (Ours)	/		98.69	91.66	88.46	97.58	98.55	98.67	98.57

TABLE III: Quantitative comparisons of semantic segmentation networks on the KITTI 2015 [33] dataset, evaluated using the mmsegmentation framework [61]. The best results are shown in bold font. The symbol \uparrow indicates that a higher value corresponds to better performance.

Methods	mIoU (%) \uparrow	mAcc (%) \uparrow
S ³ M-Net [16]	36.01	41.81
RoadFormer [14]	41.55	49.09
TiCoSS (Ours)	44.91	52.99

E. Ablation Studies

1) *Heterogeneous Feature Fusion Strategy*: Extensive experiments are conducted on the KITTI 2015 [33] dataset

to validate the effectiveness of our proposed TGF strategy, compared with other two SoTA feature fusion strategies: Adaptive Spatial Feature Fusion (ASFF) [65] and GFF [54]. As presented in Table V, TGF outperforms both ASFF and GFF, with an increase in mIoU by up to 7.93%, and an increase in fwIoU by 8.26%. These compelling results demonstrate the capability of TGF for effective feature extraction and for selective feature propagation. Additionally, we demonstrate the rationality of employing feature fusion strategies within each encoding branch. It is evident that all models perform best when feature fusion is adopted in both branches, demonstrating the necessity to selectively extract and fuse heterogeneous features within both encoding branches.

2) *Deep Supervision Strategy*: We first compare the performance of our proposed HDS strategy with Single-resolution

TABLE IV: Comparisons of SoTA stereo matching network on the KITTI 2015 [33] and vKITTI2 [32] datasets. The symbol \downarrow indicates that a lower value corresponds to better performance. The best results are shown in bold font.

Networks	Publications	vKITTI2 [32]			KITTI 2015 [33]		
		EPE (pixels) \downarrow	PEP (%) \downarrow		EPE (pixels) \downarrow	PEP (%) \downarrow	
			> 1 pixel	> 3 pixels		> 1 pixel	> 3 pixels
PSMNet [8]	CVPR'18	0.68	10.31	3.77	0.74	16.12	2.61
LEA-Stereo [46]	NeurIPS'20	0.83	13.33	4.84	0.83	18.67	3.22
RAFT-Stereo [9]	3DV'21	0.40	5.88	2.67	0.60	10.78	1.96
CRE-Stereo [47]	CVPR'22	0.63	10.35	3.90	0.92	19.68	3.35
ACVNet [62]	CVPR'22	0.61	9.41	3.45	0.68	13.93	2.10
PCW-Net [63]	ECCV'22	0.63	9.45	3.49	0.70	14.81	2.43
IGEV-Stereo [64]	CVPR'23	0.47	7.15	3.09	0.62	12.15	1.99
DispSegNet [20]	RA-L'18	0.50	6.37	2.91	0.81	14.47	2.69
DSNet [10]	ICRA'19	0.64	8.42	3.82	0.73	15.10	2.92
S ³ M-Net [16]	TIV'24	0.38	5.56	2.55	0.55	10.02	1.62
TiCoSS(Ours)	/	0.34	5.43	2.58	0.54	10.39	1.60

TABLE V: Quantitative comparisons between our proposed TGF strategy and two SoTA feature fusion strategies, ASFF and GFF, on the KITTI 2015 [33] dataset. “**Baseline**”: S³M-Net w/o SCG loss [16]. The symbol \uparrow indicates that a higher value corresponds to better performance. The best results are shown in bold font.

Feature Fusion Strategies	Disparity Branch	RGB Branch	mIoU (%) \uparrow	fwIoU (%) \uparrow
Baseline			54.33	83.44
Baseline + ASFF [65]	\checkmark		54.72	83.10
		\checkmark	54.16	78.25
Baseline + GFF [54]	\checkmark	\checkmark	55.92	83.88
			57.13	84.33
Baseline + TGF (Ours)	\checkmark	\checkmark	57.66	83.69
			58.03	84.39
Baseline+TGF (Ours)	\checkmark		55.80	84.30
		\checkmark	58.44	82.87
	\checkmark	\checkmark	59.06	84.72

Deep Supervision (SDS) [42], Full-scale Deep Supervision (FDS) [55], and the combination of them (referred to SDS + FDS). As presented in Table VI, our proposed HDS achieves the SoTA performance across both evaluation metrics, with improvements of up to 5.59% in mIoU and 2.02% in fwIoU. These compelling results can be attributed to the improved interactions among auxiliary classifiers, leveraging fused features with the richest local spatial details in the main branch to guide deep supervision across side branches. Additionally, it is noteworthy that the straightforward combination of SDS and FDS results in a marginal improvement compared to using FDS alone. Additionally, SDS is adopted only at the highest resolution, where features have a low number of channels, resulting in almost no additional memory usage. Therefore, we incorporate SDS into our HDS. Furthermore, we conduct an additional ablation study to evaluate the performance of HDS when utilizing guidance features in different layers and of various types. As shown in Table VII, the fused features at the shallowest layer results in the best performance compared

to another two. We attribute this superior performance to the rich, fine-grained local spatial details F_1^F contains, which are essential for semantic segmentation.

3) *Loss Function*: We systematically incorporate each element into the CT loss to assess its influence on the overall performance. Experimental results presented in Table VIII validate the effectiveness of each component of our proposed CT loss. It is evident that the DIA and DSCC losses make significant contributions to semantic segmentation. Notably, when the entire joint learning framework is trained by minimizing the CT loss, TiCoSS achieves its best performance on the KITTI dataset, attaining a maximum mIoU of 63.63%. Additionally, to maximize the effectiveness of our proposed loss function, we first conduct an ablation study on the selection of loss weight α in (7). Fig. 7 (a) shows the mAcc and mIoU values with respect to different α within the range of 0.0 to 2.0. It can be obviously observed that when $\alpha = 1.5$, TiCoSS achieves the best overall performance for both evaluation metrics. Following the selection of α , we conduct another ablation study to determine β in (8). Fig. 7 (b) demonstrates that $\beta = 1.0$ is the best choice. Further weight tuning is possible, but it should be approached cautiously, especially when dealing with limited data to avoid over-fitting.

4) *Combined use of A, B and C*: We explore the rationality of each contribution adopted in our TiCoSS. As presented in Table IX, we sequentially incorporate each novel component to quantify its impact on the overall performance. Please note that our CT loss is based on HDS strategy. Therefore, no ablation study needs to be conducted solely with the CT loss. The results demonstrate that each component employed in our model contributes to an improvement in the overall performance, and the network achieves its peak performance when all novel contributions (TGF, HDS, and CT loss) are leveraged, demonstrating the effectiveness of our design.

V. CONCLUSION AND FUTURE WORK

This article introduced TiCoSS, a novel, high-performing, state-of-the-art joint learning framework designed to tighten the coupling between semantic segmentation and stereo matching tasks. We made three key contributions in this work: (1) an

TABLE VI: Ablation study on our HDS strategy on the KITTI 2015 [33] dataset. “**Baseline**”: S³M-Net [16] enhanced by our TGF strategy. The symbol \uparrow indicates that a higher value corresponds to better performance. The best results are shown in bold font.

Methods	mIoU (%) \uparrow	fwIoU (%) \uparrow
Baseline	59.06	84.72
Baseline + SDS [42]	60.01	84.79
Baseline + FDS [55]	60.62	85.20
Baseline + SDS + FDS	60.86	85.59
Baseline + HDS (Ours)	62.36	86.33

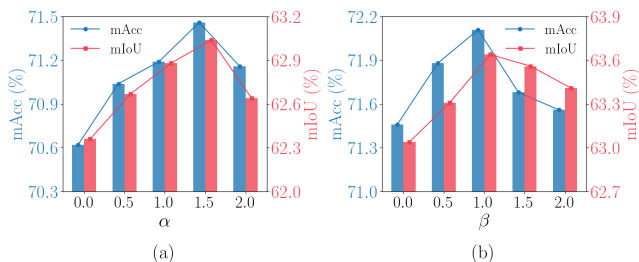


Fig. 7: The selection of hyper-parameters α and β within the CT loss on the KITTI 2015 [33] dataset.

effective feature fusion strategy and a tightly-coupled duplex encoder, leveraging the informative spatial information to enhance the semantic segmentation task, (2) a novel hierarchical deep supervision strategy that improves the interactions among all auxiliary classifiers, and (3) a coupling tightening joint learning loss that focuses on further tightening the coupling of these two tasks at the output level. The effectiveness of each contribution was validated through extensive experiments.

TABLE VII: Ablation study on the selection of the guidance features employed in our HDS strategy on the KITTI 2015 [33] dataset. “**Feature Layer**”: the layer index of the guidance feature, with options of 1, 2, and 3. “**GF**”: Geometric Features, “**CF**”: Contextual Features, “**FF**”: Fused Features, obtained by performing an element-wise summation of the geometric and contextual features. The symbol \uparrow indicates that a higher value corresponds to better performance. The best results are shown in bold font.

Feature Layer			Method			mIoU (%) \uparrow	fwIoU (%) \uparrow
1	2	3	GF	CF	FF		
\checkmark			\checkmark			61.74	86.88
\checkmark				\checkmark		62.09	86.48
\checkmark					\checkmark	62.36	86.33
	\checkmark		\checkmark			61.18	85.52
	\checkmark			\checkmark		61.12	86.85
	\checkmark				\checkmark	62.11	86.31
		\checkmark	\checkmark			56.67	83.68
		\checkmark		\checkmark		59.05	84.11
		\checkmark			\checkmark	60.26	85.60

TABLE VIII: Ablation study to validate the effectiveness of the three semantic segmentation losses within our CT loss on the KITTI 2015 [33] dataset. The symbol \uparrow indicates that a higher value corresponds to better performance. The best results are shown in bold font.

DIA	DCSS	SCG	mIoU (%) \uparrow	fwIoU (%) \uparrow
			62.36	86.33
\checkmark			63.04	86.48
	\checkmark		62.88	85.98
		\checkmark	62.75	86.66
\checkmark	\checkmark		63.54	86.50
\checkmark		\checkmark	63.15	86.77
	\checkmark	\checkmark	62.99	86.59
\checkmark	\checkmark	\checkmark	63.63	86.68

TABLE IX: Ablation study on the three contributions on the KITTI 2015 [33] dataset. The symbol \uparrow indicates that a higher value corresponds to better performance. The best results are shown in bold font.

TGF	PGDS	CC loss	mIoU (%) \uparrow	mFSc (%) \uparrow
\checkmark			59.06	91.26
	\checkmark		58.49	92.10
\checkmark	\checkmark		62.36	92.74
	\checkmark	\checkmark	61.18	92.46
\checkmark	\checkmark	\checkmark	63.63	92.90

Notably, our TiCoSS achieves a significant increase in mIoU of more than 9% compared to prior arts. Despite its superior performance over existing approaches, TiCoSS still requires both semantic and disparity annotations, and collecting data with such ground truth remains a labor-intensive process. Thus, exploring potential solutions like semi-supervised or few-shot semantic segmentation, and un/self-supervised stereo matching is a promising avenue for future research. Additionally, we believe that further optimization of model complexity is necessary before deploying TiCoSS in autonomous vehicles.

REFERENCES

- [1] Ö. Ciftcioglu *et al.*, “Studies on Visual Perception for Perceptual Robotics,” in *International Conference on Robotics and Automation (ICRA)*, vol. 2. SCITEPRESS, 2006, pp. 352–359.
- [2] S. Hua *et al.*, “Pseudo Segmentation for Semantic Information-Aware Stereo Matching,” *IEEE Signal Processing Letters*, vol. 29, pp. 837–841, 2022.
- [3] R. Fan *et al.*, *Autonomous Driving Perception*. Springer, 2023.
- [4] S. Liu *et al.*, “Built-in depth-semantic coupled encoding for scene parsing, vehicle detection, and road segmentation,” *IEEE Transactions on Intelligent Transportation Systems*, vol. 22, no. 9, 2021.
- [5] H. Zhao *et al.*, “Pyramid Scene Parsing Network,” in *Proceedings of the IEEE/CVF Conference on Computer Vision and Pattern Recognition (CVPR)*, 2017, pp. 2881–2890.
- [6] L.-C. Chen *et al.*, “Rethinking Atrous Convolution for Semantic Image Segmentation,” *CoRR*, 2017.
- [7] E. Xie *et al.*, “SegFormer: Simple and Efficient Design for Semantic Segmentation with Transformers,” *Advances in Neural Information Processing Systems (NeurIPS)*, vol. 34, pp. 12 077–12 090, 2021.
- [8] J.-R. Chang and Y.-S. Chen, “Pyramid Stereo Matching Network,” in *Proceedings of the IEEE/CVF Conference on Computer Vision and Pattern Recognition (CVPR)*, 2018, pp. 5410–5418.

- [9] L. Lipson *et al.*, “RAFT-Stereo: Multilevel Recurrent Field Transforms for Stereo Matching,” in *International Conference on 3D Vision (3DV)*. IEEE, 2021, pp. 218–227.
- [10] W. Zhan *et al.*, “DSNet: Joint Learning for Scene Segmentation and Disparity Estimation,” in *International Conference on Robotics and Automation (ICRA)*. IEEE, 2019, pp. 2946–2952.
- [11] R. Fan *et al.*, “Road Surface 3D Reconstruction Based on Dense Subpixel Disparity Map Estimation,” *IEEE Transactions on Image Processing*, vol. 27, no. 6, pp. 3025–3035, 2018.
- [12] Z. Wu *et al.*, “Semantic Stereo Matching with Pyramid Cost Volumes,” in *Proceedings of the IEEE/CVF International Conference on Computer Vision (ICCV)*, 2019, pp. 7484–7493.
- [13] V. Ramanishka *et al.*, “Toward Driving Scene Understanding: a Dataset for Learning Driver Behavior and Causal Reasoning,” in *Proceedings of the IEEE/CVF Conference on Computer Vision and Pattern Recognition (CVPR)*, 2018, pp. 7699–7707.
- [14] J. Li *et al.*, “RoadFormer: Duplex Transformer for RGB-Normal Semantic Road Scene Parsing,” *IEEE Transactions on Intelligent Vehicles*, pp. 1–10, 2024.
- [15] R. Fan *et al.*, “SNE-RoadSeg: Incorporating Surface Normal Information into Semantic Segmentation for Accurate Freespace Detection,” in *Proceedings of the European Conference on Computer Vision (ECCV)*. Springer, 2020, pp. 340–356.
- [16] Z. Wu *et al.*, “S³M-Net: Joint Learning of Semantic Segmentation and Stereo Matching for Autonomous Driving,” *IEEE Transactions on Intelligent Vehicles*, vol. 9, no. 2, pp. 3940–3951, 2024.
- [17] J. Zhang *et al.*, “Cmx: Cross-modal fusion for rgb-x semantic segmentation with transformers,” *IEEE Transactions on Intelligent Transportation Systems*, vol. 24, no. 12, pp. 14 679–14 694, 2023.
- [18] J. Yang *et al.*, “Three-Filters-To-Normal+: Revisiting Discontinuity Discrimination in Depth-To-Normal Translation,” *IEEE Transactions on Image Processing*, 2024, DOI: 10.1109/TASE.2024.3355941.
- [19] S. Guo *et al.*, “Lix: Implicitly Infusing Spatial Geometric Prior Knowledge into Visual Semantic Segmentation for Autonomous Driving,” *CoRR*, 2024.
- [20] J. Zhang *et al.*, “DispSegNet: Leveraging Semantics for End-to-end Learning of Disparity Estimation from Stereo Imagery,” *IEEE Robotics and Automation Letters*, vol. 4, pp. 1162–1169, 2018.
- [21] G. Yang *et al.*, “SegStereo: Exploiting Semantic Information for Disparity Estimation,” in *Proceedings of the European Conference on Computer Vision (ECCV)*, 2018, pp. 636–651.
- [22] P. L. Dovesi, M. Poggi, L. Andraghetti, M. Martí, H. Kjellström, A. Pieropan, and S. Mattoccia, “Real-time semantic stereo matching,” in *2020 IEEE international conference on robotics and automation (ICRA)*. IEEE, 2020, pp. 10 780–10 787.
- [23] S. Chen *et al.*, “SGNet: Semantics Guided Deep Stereo Matching,” in *Proceedings of the Asian Conference on Computer Vision (ACCV)*, 2020, pp. 106–122.
- [24] J. Wang *et al.*, “Learning Efficient Multi-Task Stereo Matching Network with Richer Feature Information,” *Neurocomputing*, vol. 421, pp. 151–160, 2021.
- [25] X. Zhou *et al.*, “FANet: Feature Aggregation Network for RGBD Saliency Detection,” *Signal Processing: Image Communication*, vol. 102, p. 116591, 2022. [Online]. Available: <https://www.sciencedirect.com/science/article/pii/S0923596521002964>
- [26] H. Zhou *et al.*, “CANet: Co-Attention Network for RGB-D Semantic Segmentation,” *Pattern Recognition*, vol. 124, p. 108468, 2022. [Online]. Available: <https://www.sciencedirect.com/science/article/pii/S0031320321006440>
- [27] Z. Chen *et al.*, “Progressive Lidar Adaptation for Road Detection,” *IEEE/CAA Journal of Automatica Sinica*, vol. 6, no. 3, pp. 693–702, 2019.
- [28] Y. Feng *et al.*, “SNE-RoadSegV2: Advancing Heterogeneous Feature Fusion and Fallibility Awareness for Freespace Detection,” *CoRR*, 2024.
- [29] H. H. Tan and K. H. Lim, “Vanishing gradient mitigation with deep learning neural network optimization,” in *2019 7th international conference on smart computing & communications (ICSCC)*. IEEE, 2019, pp. 1–4.
- [30] W. Shi *et al.*, “Dsanet: A deep supervision-based simple attention network for efficient semantic segmentation in remote sensing imagery,” *Remote Sensing*, vol. 14, no. 21, p. 5399, 2022.
- [31] D. Jia *et al.*, “SSNet: a Joint Learning Network for Semantic Segmentation and Disparity Estimation,” *The Visual Computer*, pp. 1–13, 2024.
- [32] Y. Cabon *et al.*, “Virtual KITTI 2,” *CoRR*, 2020.
- [33] M. Menze and A. Geiger, “Object Scene Flow for Autonomous Vehicles,” in *Proceedings of the IEEE/CVF Conference on Computer Vision and Pattern Recognition (CVPR)*, 2015, pp. 3061–3070.
- [34] D. Feng *et al.*, “Deep multi-modal object detection and semantic segmentation for autonomous driving: Datasets, methods, and challenges,” *IEEE Transactions on Intelligent Transportation Systems*, vol. 22, no. 3, pp. 1341–1360, 2021.
- [35] Y. Yang *et al.*, “On Exploring Shape and Semantic Enhancements for RGB-X Semantic Segmentation,” *IEEE Transactions on Intelligent Vehicles*, vol. 9, no. 1, pp. 2223–2235, 2024.
- [36] J. Fan *et al.*, “MLFNet: Multi-Level Fusion Network for Real-Time Semantic Segmentation of Autonomous Driving,” *IEEE Transactions on Intelligent Vehicles*, vol. 8, no. 1, pp. 756–767, 2022.
- [37] L.-C. Chen *et al.*, “Encoder-Decoder with Atrous Separable Convolution for Semantic Image Segmentation,” in *Proceedings of the European Conference on Computer Vision (ECCV)*, 2018, pp. 801–818.
- [38] R. Strudel *et al.*, “SegMenter: Transformer for Semantic Segmentation,” in *Proceedings of the IEEE/CVF International Conference on Computer Vision (ICCV)*, 2021, pp. 7262–7272.
- [39] B. Cheng *et al.*, “Masked-Attention Mask Transformer for Universal Image Segmentation,” in *Proceedings of the IEEE/CVF Conference on Computer Vision and Pattern Recognition (CVPR)*, 2022, pp. 1290–1299.
- [40] Q. Ha *et al.*, “MFNet: Towards Real-Time Semantic Segmentation for Autonomous Vehicles with Multi-Spectral Scenes,” in *IEEE/RSJ International Conference on Intelligent Robots and Systems (IROS)*. IEEE, 2017, pp. 5108–5115.
- [41] Y. Sun *et al.*, “RTFNet: RGB-Thermal Fusion Network for Semantic Segmentation of Urban Scenes,” *IEEE Robotics and Automation Letters*, vol. 4, no. 3, pp. 2576–2583, 2019.
- [42] H. Wang *et al.*, “SNE-RoadSeg+: Rethinking Depth-Normal Translation and Deep Supervision for Freespace Detection,” in *IEEE/RSJ International Conference on Intelligent Robots and Systems (IROS)*. IEEE, 2021, pp. 1140–1145.
- [43] C. Min *et al.*, “Orfd: a Dataset and Benchmark for Off-Road Freespace Detection,” in *International Conference on Robotics and Automation (ICRA)*. IEEE, 2022, pp. 2532–2538.
- [44] X. Guo *et al.*, “Group-Wise Correlation Stereo Network,” in *Proceedings of the IEEE/CVF Conference on Computer Vision and Pattern Recognition (CVPR)*, 2019, pp. 3273–3282.
- [45] H. Xu and J. Zhang, “AANet: Adaptive Aggregation Network for Efficient Stereo Matching,” in *Proceedings of the IEEE/CVF Conference on Computer Vision and Pattern Recognition (CVPR)*, 2020, pp. 1959–1968.
- [46] X. Cheng *et al.*, “Hierarchical Neural Architecture Search for Deep Stereo Matching,” *Advances in Neural Information Processing Systems (NeurIPS)*, vol. 33, pp. 22 158–22 169, 2020.
- [47] J. Li *et al.*, “Practical Stereo Matching via Cascaded Recurrent Network with Adaptive Correlation,” in *Proceedings of the IEEE/CVF Conference on Computer Vision and Pattern Recognition (CVPR)*, 2022, pp. 16 263–16 272.
- [48] T. Elsken *et al.*, “Neural Architecture Search: a Survey,” *Transactions on Machine Learning Research*, vol. 20, no. 1, pp. 1997–2017, 2019.
- [49] Z. Teed and J. Deng, “RAFT: Recurrent All-Pairs Field Transforms for Optical Flow,” in *Proceedings of the European Conference on Computer Vision (ECCV)*. Springer, 2020, pp. 402–419.
- [50] M. Cordts *et al.*, “The Cityscapes Dataset for Semantic Urban Scene Understanding,” in *Proceedings of the IEEE/CVF Conference on Computer Vision and Pattern Recognition (CVPR)*, 2016, pp. 3213–3223.
- [51] A. Geiger *et al.*, “Are We Ready for Autonomous Driving? the KITTI Vision Benchmark Suite,” in *Proceedings of the IEEE/CVF Conference on Computer Vision and Pattern Recognition (CVPR)*. IEEE, 2012, pp. 3354–3361.
- [52] N. Mayer *et al.*, “A Large Dataset to Train Convolutional Networks for Disparity, Optical Flow, and Scene Flow Estimation,” in *Proceedings of the IEEE/CVF Conference on Computer Vision and Pattern Recognition (CVPR)*, 2016, pp. 4040–4048.
- [53] C.-W. Liu *et al.*, “Playing to Vision Foundation Model’s Strengths in Stereo Matching,” *CoRR*, 2024.
- [54] X. Li *et al.*, “Gated Fully Fusion for Semantic Segmentation,” in *Proceedings of the AAAI Conference on Artificial Intelligence (AAAI)*, vol. 34, no. 07, 2020, pp. 11 418–11 425.
- [55] H. Huang *et al.*, “UNet 3+: a Full-Scale Connected Unet for Medical Image Segmentation,” *ICASSP 2020 - 2020 IEEE International Conference on Acoustics, Speech and Signal Processing (ICASSP)*, pp. 1055–1059, 2020. [Online]. Available: <https://api.semanticscholar.org/CorpusID:215828394>
- [56] X. Ye *et al.*, “Order-based disparity refinement including occlusion handling for stereo matching,” *IEEE Signal Processing Letters*, vol. 24, no. 10, pp. 1483–1487, 2017.

- [57] D. Li and Q. Chen, "Dynamic Hierarchical Mimicking Towards Consistent Optimization Objectives," in *Proceedings of the IEEE/CVF Conference on Computer Vision and Pattern Recognition (CVPR)*, 2020, pp. 7642–7651.
- [58] I. Loshchilov and F. Hutter, "Decoupled Weight Decay Regularization," in *International Conference on Machine Learning (ICML)*, 2017. [Online]. Available: <https://api.semanticscholar.org/CorpusID:53592270>
- [59] H. Zhao *et al.*, "Open Vocabulary Scene Parsing," in *Proceedings of the IEEE/CVF International Conference on Computer Vision (ICCV)*, 2017, pp. 2002–2010.
- [60] C. Yu *et al.*, "BiSeNet V2: Bilateral Network with Guided Aggregation for Real-Time Semantic Segmentation," *International Journal of Computer Vision*, vol. 129, pp. 3051–3068, 2021.
- [61] M. Contributors, "MMSegmentation: Openmmlab semantic segmentation toolbox and benchmark," <https://github.com/open-mmlab/mms Segmentation>, 2020.
- [62] G. Xu *et al.*, "Attention Concatenation Volume for Accurate and Efficient Stereo Matching," in *Proceedings of the IEEE/CVF Conference on Computer Vision and Pattern Recognition (CVPR)*, 2022, pp. 12 981–12 990.
- [63] Z. Shen *et al.*, "PCW-Net: Pyramid Combination and Warping Cost Volume for Stereo Matching," in *Proceedings of the European Conference on Computer Vision (ECCV)*. Springer, 2022, pp. 280–297.
- [64] G. Xu *et al.*, "Iterative Geometry Encoding Volume for Stereo Matching," in *Proceedings of the IEEE/CVF Conference on Computer Vision and Pattern Recognition (CVPR)*, 2023, pp. 21 919–21 928.
- [65] S. Liu *et al.*, "Learning Spatial Fusion for Single-Shot Object Detection," *CoRR*, 2019.



of Thigs.

Ping Zhong (Member, IEEE) received the B.S. degree from the National University of Defense Technology, Changsha, China, in 2004, and the Ph.D. degree in communication engineering from Xiamen University, China, in 2011. From 2012 to 2013, she was a Postdoctoral with the Computer Laboratory, University of Cambridge. She is currently an Associate Professor with the Department of Computer Science and Technology, Central South University. Her research interests include autonomous unmanned systems, machine learning, the Internet



Huimin Lu (Member, IEEE) received the B.E. degree in automation and the M.E. and Ph.D. degrees in control science and engineering from the National University of Defense Technology (NUDT), Changsha, China, in 2003, 2005, and 2010, respectively. He joined the College of Intelligence Science and Technology, NUDT, in 2010, where he is currently a Professor. His research interests include mobile robotics, mainly robot vision, multi-robot coordination, and human-robot interaction.



Guanfeng Tang is currently a research assistant in the MIAS Group at Tongji University, supervised by Prof. Rui Fan. His research interests include computer vision, robotics and deep learning, with a particular emphasis on joint learning.



Xieyuanli Chen is an Associate Professor at the National University of Defense Technology, China. He received his Ph.D. degree at the Photogrammetry and Robotics Laboratory at the University of Bonn. He received his Master's degree in Robotics in 2017 at the National University of Defense Technology. He received his Bachelor's degree in Electrical Engineering and Automation in 2015 at Hunan University. He serves as Associate Editor for IEEE RA-L, ICRA, and IROS. His research interests are SLAM, localization, mapping, and robot perception.



Zhiyuan Wu is currently a research assistant in the MIAS Group at Tongji University, supervised by Prof. Rui Fan. His research interests include computer vision and robotics, with a particular emphasis on joint learning.



Rui Fan (Senior Member, IEEE) received the B.Eng. degree in Automation from the Harbin Institute of Technology in 2015 and the Ph.D. degree (supervisors: Prof. John G. Rarity and Prof. Naim Dahmoun) in Electrical and Electronic Engineering from the University of Bristol in 2018. He worked as a Research Associate (supervisor: Prof. Ming Liu) at the Hong Kong University of Science and Technology from 2018 to 2020 and a Postdoctoral Scholar-Employee (supervisors: Prof. Linda M. Zangwill and Prof. David J. Kriegman) at the University of California San Diego between 2020 and 2021. He began his faculty career as a Full Research Professor with the College of Electronics & Information Engineering at Tongji University in 2021, and was then promoted to a Full Professor in the same college, as well as at the Shanghai Research Institute for Intelligent Autonomous Systems in 2022.

Prof. Fan served as an associate editor for ICRA'23 and IROS'23/24, an area chair for ICIP'24, and a senior program committee member for AAAI'23/24. He is the general chair of the AVision community and organized several impactful workshops and special sessions in conjunction with WACV'21, ICIP'21/22/23, ICCV'21, and ECCV'22. He was honored by being included in the Stanford University List of Top 2% Scientists Worldwide in both 2022 and 2023, recognized on the Forbes China List of 100 Outstanding Overseas Returnees in 2023, and acknowledged as one of Xiaomi Young Talents in 2023. His research interests include computer vision, deep learning, and robotics, with a specific focus on humanoid visual perception under the two-streams hypothesis.



Jiahang Li (Graduate Student Member, IEEE) received his B.Eng. degree in automation from Taiyuan University of Technology in 2021. He is currently pursuing his Master's degree, under the supervision of Prof. Rui Fan, with the Machine Intelligence and Autonomous Systems (MIAS) Group in the Robotics and Artificial Intelligence Laboratory (RAIL) at Tongji University. His research interests include computer vision and deep learning.