
MLLM-COMP BENCH: A Comparative Reasoning Benchmark for Multimodal LLMs

Jihyung Kil* Zheda Mai* Justin Lee Arpita Chowdhury Zihe Wang
Kerrie Cheng Lemeng Wang Ye Liu Wei-Lun Chao
The Ohio State University
<https://compbench.github.io>

Abstract

The ability to compare objects, scenes, or situations is crucial for effective decision-making and problem-solving in everyday life. For instance, comparing the freshness of apples enables better choices during grocery shopping, while comparing sofa designs helps optimize the aesthetics of our living space. Despite its significance, the comparative capability is largely unexplored in artificial general intelligence (AGI). In this paper, we introduce MLLM-COMP BENCH, a benchmark designed to evaluate the comparative reasoning capability of multimodal large language models (MLLMs). MLLM-COMP BENCH mines and pairs images through visually oriented questions covering eight dimensions of relative comparison: visual attribute, existence, state, emotion, temporality, spatiality, quantity, and quality. We curate a collection of around 40K image pairs using metadata from diverse vision datasets and CLIP similarity scores. These image pairs span a broad array of visual domains, including animals, fashion, sports, and both outdoor and indoor scenes. The questions are carefully crafted to discern relative characteristics between two images and are labeled by human annotators for accuracy and relevance. We use MLLM-COMP BENCH to evaluate recent MLLMs, including GPT-4V(ision), Gemini-Pro, and LLaVA-1.6. Our results reveal notable shortcomings in their comparative abilities. We believe MLLM-COMP BENCH not only sheds light on these limitations but also establishes a solid foundation for future enhancements in the comparative capability of MLLMs.

1 Introduction

The concept of “relativity” is integral in our daily lives. For example, relative freshness affects our decision to purchase fruits; relative spaciousness affects our decision to choose living or working space; relative crowdedness indicates which paths to select; (relative) change between two scenes reveals what happened to the environment. In short, the ability to compare objects, scenes, or situations and reason about their relativity is vital for us to make informed decisions, solve problems effectively, and acquire knowledge efficiently, enabling us to make sense of the surrounding world.

The recent advance of multimodal large language models (MLLMs), a.k.a. large multimodal models (LMMs), [1, 3, 58, 33, 32, 14, 6] has demonstrated promising progress toward artificial general intelligence (AGI) [65, 36] and achieved unprecedented results in a variety of vision and language (V&L) tasks, ranging from free-formed visual recognition [15, 10, 13] and visual captioning [10, 2] to visual question answering [21, 22, 53]. Yet, much less attention has been paid to tasks that involve relativity and comparison between multiple visual inputs, e.g., two images. In essence, most of the existing datasets for visual recognition [15, 10, 13] and V&L tasks [21, 2, 40, 31, 16, 65] comprise

*Equal contribution. {kil.5, mai.145}@osu.edu

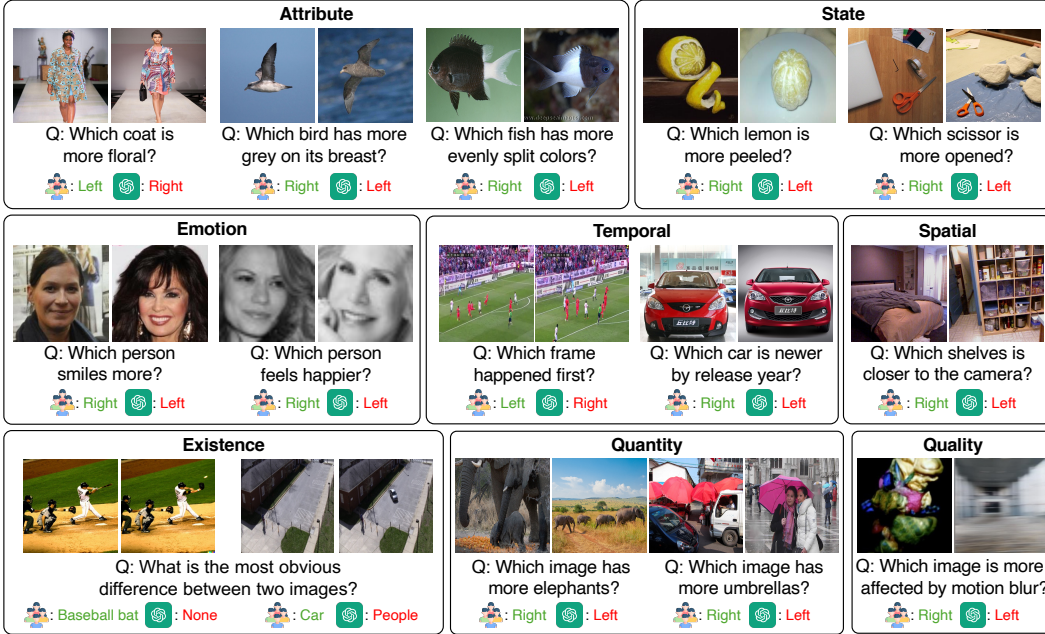


Figure 1: **MLLM-COMP BENCH** offers diverse triplets comprising two images, a question about their relativity, and an answer to cover eight types of relativity (see §1). See examples along with predictions of GPT-4V [1].

examples with only single visual inputs (e.g., an image or a video clip), making them infeasible to assess MLLMs’ comparative capability.

In this paper, we introduce **MLLM-COMP BENCH**, a V&L benchmark dedicated to evaluating the comparative reasoning capabilities of MLLMs (Figure 1). **MLLM-COMP BENCH** comprises 39.8K triplets, each containing 1) a *pair* of visually or semantically relevant images 2) a question about their relativity, and 3) a ground-truth answer. We consider a wide range of questions categorized into eight aspects of relativity. **Attribute Relativity** tests the ability to recognize relative attributes [44] such as size, color, texture, shape, and pattern. For instance, given two images of birds, we ask MLLMs to compare the length of their beaks (e.g., “Which bird has longer beaks?”). **Existential Relativity** assesses the comprehension of existence in comparisons, asking questions like “Which trait is in the left butterfly but not in the right butterfly?”. **State/Emotion Relativity** examines if MLLMs can identify state variations, such as different degrees of baking and smiling. **Temporal Relativity** evaluates the understanding of time-related changes between two objects or scenes (e.g., “Which video frame happens earlier during a free kick?”). **Spatial Relativity** checks the ability to tell spatial differences (e.g., “Which cup looks further?”). Finally, **Quantity/Quality Relativity** investigates whether an MLLM understands the relativity of quantity and quality (e.g., “Which image contains more animal instances?”).

We systematically benchmark representative MLLMs on **MLLM-COMP BENCH**, including GPT-4V [1], Gemini1.0-Pro [58], LLaVA-1.6 [33], and VILA-1.5 [32]. Specifically, we concatenate two images horizontally (i.e., left and right) as the visual input. We then prompt MLLMs to answer questions about the relativity between these two images. When applicable, we also investigate a two-stage reasoning strategy, starting by asking a refined question about each image independently (e.g., “How many animal instances are in the image?”), followed by a pure language question (e.g., “Based on the descriptions, which image has more animal instances?”). Our results reveal notable shortcomings in existing MLLMs’ comparative abilities, especially in Existence, Spatiality, and Quantity Relativity. We conduct further analyses of error cases, offering insights for future MLLMs’ improvements.

In sum, **MLLM-COMP BENCH** has several advantages: (i) **MLLM-COMP BENCH** introduces new perspectives to evaluate MLLMs — comparative reasoning capabilities about relativity. (ii) **MLLM-COMP BENCH** provides extensive coverage across eight relativities and fourteen domains. (iii) **MLLM-COMP BENCH** benchmarks recent MLLMs, accompanied by detailed analyses and insights for future improvement. (iv) **MLLM-COMP BENCH** is extensible — we identify multiple data sources that can be further incorporated. **Remark.** During the conference, we found a concurrent work by

Kazemi et al. [28] that also studies MLLM’s reasoning capability with multiple images, specifically focusing on math, physics, logic, code, table/chart understanding, spatial and temporal domains. We encourage readers to consult their work as well.

2 Related Work

Multimodal LLMs (MLLMs). Large Language Models (LLMs) [1, 58, 4, 5, 23, 59, 63] have made significant strides in various NLP and AI tasks. Many recent works [1, 3, 58, 33, 32, 14, 6, 29, 69, 45, 61] have extended LLMs’ capabilities into the multimodal domain, particularly for vision and language (V&L) tasks. At a higher level, this advancement involves integrating a pre-trained vision encoder (e.g., CLIP [49]) with LLMs via a bridge module (e.g., an adaptor [33, 14]). Different strategies are developed to pre-train these multimodal LLMs (MLLMs), such as optimizing the LLMs and bridge module while keeping the vision encoder frozen [33] or training the bridge part only [14].

MLLM benchmarks. Earlier, MLLMs were evaluated on traditional V&L tasks, such as visual question answering (VQA) [21, 22, 53], image captioning [10, 2], and image-text retrieval [31, 11]. Recently, a range of new and intriguing V&L tasks [37, 56] have emerged to assess MLLMs’ capabilities across various dimensions. These include comprehension and reasoning about charts [38], diagrams [39], scene text [54, 40], web navigation [16], expert-level multimodal understanding [65], etc. Our MLLM-COMP BENCH complements these efforts by focusing on a new dimension, MLLMs’ comparative reasoning capacity on a pair of visually or semantically relevant images.

Multi-image datasets. Several existing datasets [44, 57, 17, 25, 67, 27] provide multi-image data (e.g., pairs of images), but they serve different purposes (e.g., not for evaluating MLLMs) or have relatively limited scopes. NLVR2 [57] labels each image pair with a caption that may or may not be relevant to the images, asking models to predict the caption’s relevance (i.e., image-text matching). A few datasets [27, 7, 66] synthesize multi-image data for instruction tuning (e.g., image editing). More relevant to ours are [17, 25, 67, 44]. Birds-to-Words [17] aims to describe the difference between two birds; Sopt-the-diff [25] focuses on the difference between two outdoor scenes; Q-bench2 [67] compares the quality (e.g., blurriness) between two images; Relative Attributes [44] compares the relativeness of attributes between two facial or natural images. However, these datasets have limited scopes, only targeting specific domains or questions. In contrast, our MLLM-COMP BENCH defines eight relative comparisons, covering a wide range of relativities in the real world. Our image pairs are curated from fourteen diverse visual domains. We believe this offers the V&L community a more comprehensive benchmark to assess the comparative capabilities of current leading MLLMs.

Learning to rank & learning with preference. Several research topics are relevant to ours and may benefit from our MLLM-COMP BENCH. Learning to rank (LTR) [30, 34, 8] aims to realize a scoring function that can rank examples (e.g., images) based on certain aspects, such as facial ages [41, 9] and degrees of attributes’ presence [44]. Typically, an LTR model takes one example as input; the model is trained with pairs of examples such that the output scores match the ground-truth orders. Recently, learning with preference information [18] has become a mainstream approach to fine-tuning LLMs for alignment [50, 12]. Unlike our focus, these works usually collect pairs of outputs (e.g., answers to a question) with humans’ preferences to supervise model fine-tuning.

3 Why Do We Study Comparative Reasoning?

To date, most of the existing visual recognition and V&L benchmarks focus on a single visual input (e.g., an image or a video clip), aiming to assess and promote *absolute* inference and reasoning within it, for example, identifying objects, recognizing their properties/states/actions, and describing and reasoning about their interactions within in the scene.

In reality, not all the inference and reasoning could be made absolute, or need to be absolute. For example, it is hard and ambiguous to describe the absolute degree of smiling [44], but it is relatively easy to compare two faces and tell which one smiles more. This fact applies to other visual properties like attributes (e.g., length), states (e.g., steps in cooking), and spatial locations (e.g., longitude and latitude). Often, comprehending the *relativity* is sufficient for us to make sense of the real world.

Furthermore, learning to infer and reason about *relativity* could naturally and more efficiently facilitate AI models to grasp *fine-grained* details. For instance, learning to describe a complex scene (e.g.,

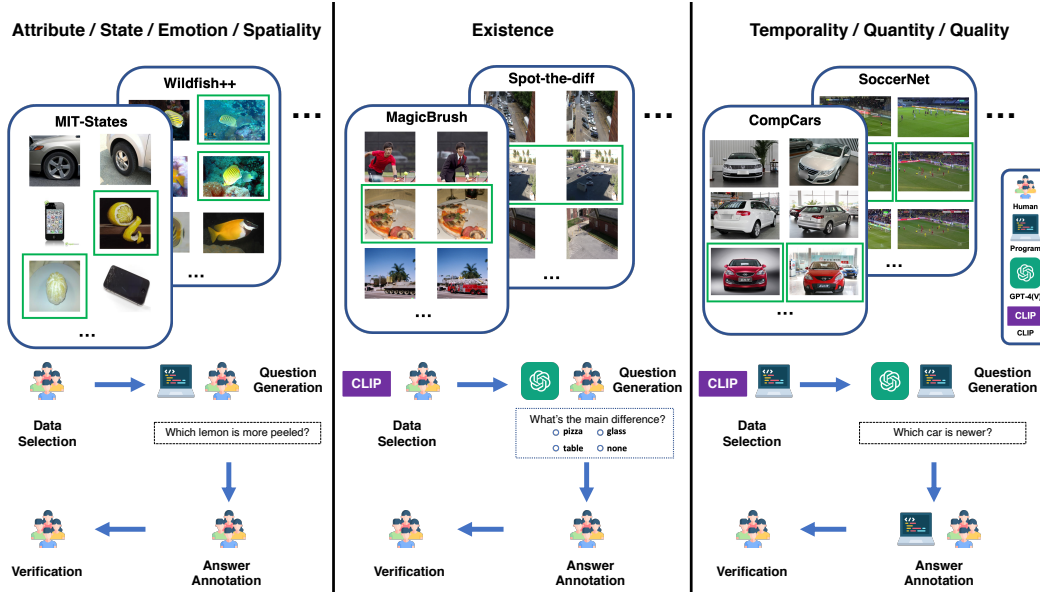


Figure 2: **MLLM-COMP BENCH curation pipeline**, including data selection, question generation, answer annotation, and verification. We rely on combinations of humans, computer programs, MLLMs (specifically GPT-4V [1]), and CLIP similarity [49] to select images and generate questions, based on relativity types and available metadata.

captioning) often results in a model mastering common objects and properties but missing rare and subtle ones. In contrast, learning to tell the difference between two scenes promotes the model to identify subtle changes and describe them.

Last but not least, the ability to perform comparative reasoning is integral to our daily decision-making and problem-solving (see §1 for some examples). Humans’ comparative capability, e.g., providing preferences between instances, has also been widely leveraged to supervise foundation models like LLMs to align their outputs with application requirements and societal expectations [50, 12]. We thus believe it is crucial to assess and promote comparative reasoning about relativity in AGI.

4 MLLM-COMP BENCH Benchmark

We introduce MLLM-COMP BENCH, a multimodal benchmark designed to assess the comparative reasoning abilities of MLLMs across various dimensions. In what follows, we first describe the types of comparative capabilities that MLLM-COMP BENCH aims to evaluate (§4.1). Next, we outline our methodology for collecting images, followed by how we annotate associated questions and answers to evaluate these capabilities (§4.2). Lastly, we provide detailed statistics on MLLM-COMP BENCH and discuss its data quality (§4.3). Figure 2 illustrates the overall pipeline used to develop MLLM-COMP BENCH.

4.1 Types of Relativity

Building upon §3, we consider eight comparison categories to evaluate MLLMs’ abilities to discern differences between two similar images (Figure 1).

(1) **Visual Attribute** focuses on five common visual properties — Size, Color, Texture, Shape, and Pattern — and tests whether the model can identify the relative magnitude of these attributes between images. (2) **Existence** assesses the model’s capacity to identify fine-grained variations by detecting subtle changes between images. (3) **State** involves comparing the conditions or status of objects. (4) **Emotion** assesses the model’s capability to interpret degrees of human emotions. (5) **Temporality** and (6) **Spatiality** evaluate the model’s ability to recognize differences in images caused by temporal or spatial differences. These categories require both commonsense and comprehension of the physical world. Lastly, (7) **Quantity** measures the relative counting skills, and (8) **Quality** compares the quality of two images, examining the model’s low-level visual perceptual skills.

4.2 Dataset Curation

One major challenge in constructing MLLM-COMP BENCH is mining image pairs that reflect the aforementioned relativities. Fortunately, many publicly accessible datasets in vision and V&L offer detailed annotations and metadata. We carefully investigate these datasets and identify a *seed set* of fourteen datasets that align with the eight relativity types (§4.1), covering a wide range of domains like open-domain, fashion, animal, sports, automotive, facial, and both outdoor and indoor scenes (cf. Right in Table 1). Below, we outline the datasets for each relativity type and the process for generating triplets of image pairs, a question, and an answer. *Please see the supplementary material for details.*

4.2.1 Visual Attribute

Data collection. We consider five visual attribute datasets. **MIT-States** [24] includes 245 objects with 115 visual attributes, from online sources such as food or device websites. **Fashionpedia** [26] is tailored to clothing and accessories and contains 27 types of apparel along with 294 detailed attributes. **VAW** [47], similar to MIT-States, offers a large-scale collection of 620 unique attributes, including color, shape, and texture. **CUB-200-2011** [60] and **Wildfish++** [47] specifically provide attributes for birds and fish. The former catalogs 15 bird parts and their attributes (e.g., “notched tail”); the latter details 22 characteristics (e.g., “yellow pelvic fins”) of various fish species. For each dataset, we cluster images by objects or parts with the same attributes (e.g., “round table”, “asymmetrical blouse”, “curved bill”, “yellow dorsal fin”) and extract visually similar image pairs from each group.

Annotation. We apply rule-based approaches to generate questions about relative degrees of attributes between objects (e.g., “Which coat is more floral?”). We then pair the questions with the corresponding image pairs and present them to six human annotators. The annotators are tasked with labeling the correct answers (binary: left/right) and filtering out any irrelevant or nonsensical questions about the images. In total, we construct a collection of **5.3K triplets**.

4.2.2 Existence

Data collection. We consider datasets for image editing, which provide image pairs with similar layouts but subtle changes. We adopt **MagicBrush** [66], a recently released dataset for instruction-guided editing. It consists of (source image, instruction, target image) triplets, where the instruction specifies a subtle change between the source and target images. We also consider **Spot-the-diff** [25], which provides image pairs in outdoor scenes, along with descriptions of their differences.

Annotation. We curate *multiple-choice* questions to ease automatic evaluation. We prompt GPT-4V [1] with in-context learning to generate questions; the options are formed by the extracted objects and their attributes from images. We then pass the questions (along with image pairs) to the annotators to verify the options and label the correct ones. In total, we curate **2.2K triplets**.

4.2.3 State

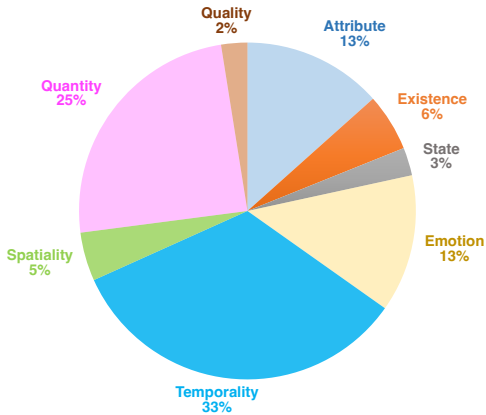
Data collection. We explore vision datasets covering the condition or status of objects (e.g., “pureed tomato” or “mashed potatoes”). Specifically, we use two large-scale, open-domain visual attribute datasets: **MIT-States** [24] and **VAW** [47]. They annotate not only the five common visual properties used in **Visual Attribute** but also some other properties about object states. We ask human annotators to manually review the datasets to identify image pairs relevant to state attributes.

Annotation. We follow the annotation protocol in §4.2.1 to curate a total of **1.1K triplets**.

4.2.4 Emotion

Data collection. We gather facial images from two publicly available datasets, **CelebA** [35] and **FER-2013** [20], focusing on eight annotated human emotional states: smiling, angry, disgusted, fearful, happy, neutral, sad, and surprised. We form image pairs from the same emotional state.

Annotation. We follow the annotation protocol in §4.2.1 to curate a total of **5.3K triplets**.



Relativity	Dataset	Domain	# our samples
Attribute	MIT-States [24]	Open	0.2K
	Fashionpedia [26]	Fashion	2.4K
	VAW [47]	Open	0.9K
	CUB-200-2011 [60]	Bird	0.9K
Existence	Wildfish++ [70]	Fish	0.9K
	MagicBrush [66]	Open	0.9K
State	Spot-the-diff [25]	Outdoor Scene	1.2K
	MIT-States [24]	Open	0.6K
Emotion	VAW [47]	Open	0.5K
	CelebA [35]	Face	1.5K
Temporality	FER-2013 [20]	Face	3.8K
	SoccerNet [19]	Sport	8.3K
Spatiality	CompCars [64]	Car	5K
	NYU-Depth V2 [55]	Indoor Scene	1.9K
Quantity	VQAv2 [21]	Open	9.8K
Quality	Q-Bench2 [67]	Open	1K
Total	-	-	39.8K

Table 1: Overall statistics of MLLM-COMP BENCH.

4.2.5 Temporality

Data collection. We consider images with time-related tags. One pertinent source is videos. Specifically, we use **SoccerNet** [19], a dataset for soccer video understanding. It annotates various soccer actions (e.g., free-kicks, corner-kicks, etc.) and specifies their exact periods (start-end frame indices). Using this temporal metadata, we extract two frames from each annotated action, creating an image pair that allows temporal comparison. We also consider **CompCars** [64], a dataset designed for fine-grained categorization of vehicles. This dataset offers a detailed ontology of car attributes, such as make, model, and year. We generate image pairs that feature the same car model from different production years, for instance, a 2017 Honda Civic vs. its 2015 counterpart.

Annotation. We automatically generate (rule-based) questions and answers about which frame or object is associated with an earlier/later time-related tag, for example, “Which frame happened first during the free-kick?” To ensure that the two images are relevant enough to offer sufficient temporal cues, we compute the CLIP visual similarity [49], selecting only image pairs with similar layouts and object poses. In total, we curate **13.3K triplets**.

4.2.6 Spatiality

Data collection. We collect images with spatial tags, e.g., object locations. Specifically, we use **NYU-Depth V2** [55], featuring indoor scenes with object segments and depths. Using the segmentation maps, we identify objects within each image, and group images containing the same objects.

Annotation. We follow the annotation protocol in §4.2.1, leveraging pre-defined templates and object information to generate questions about spatial relative comparisons (e.g., “Which shelf is closer to the camera?”), followed by human answer annotation. Overall, we curate **1.9K triplets**.

4.2.7 Quantity

Data collection. We consider images with labels related to object instances. One prominent source is object detection datasets. Here, we use **VQAv2** [21], which is built upon MSCOCO [10] and encompasses a variety of question types, such as object counting and color. We focus on the counting questions, grouping images with similar questions and sampling image pairs within each group.

Annotation. We use GPT-4 [1] to convert original absolute counting questions (e.g., “How many elephants are there?”) to relative counting questions (e.g., “Which image has more elements?”). The answers are derived automatically from VQAv2’s ground-truth answers. We curate **9.8K triplets**.

4.2.8 Quality

Data collection. We use **Q-bench2** [67], a recently introduced dataset to evaluate low-level visual perception. Concretely, it challenges MLLMs to determine the quality (e.g., blurriness or distortion) of a single image or to compare the quality between two images.

Annotation. Through a meticulous filtering process (cf. §4.2.1), we select paired images from Q-bench2, along with the annotated multiple-choice questions and answers, resulting in **1K triplets**.

4.3 Quality Control and Dataset Statistics

To ensure the integrity of MLLM-COMP BENCH, we ask annotators to exclude poor-quality examples, such as those with low-resolution images or questions that are irrelevant or nonsensical about the images. The annotators also filter out image pairs with ambiguous relativities, for example, image pairs with indistinguishable smiling degrees. To faithfully assess fine-grained capabilities, we also apply the CLIP visual similarity to **Existence**, removing image pairs with salient differences. Additionally, we implement a rigorous cross-verification process, where each annotator confirms the accuracy of others’ answers. Only samples that receive unanimous approval from annotators are kept. Consequently, our MLLM-COMP BENCH benchmark comprises **39.8K** diverse triplets (eight relativities from fourteen visual domains) with high quality and reliability. Please see **Table 1** for the statistics.

Human Annotators & Evaluators. We recruited five in-house human annotators from our research team to work on MLLM-COMP BENCH. The annotators are instructed to avoid generating any personally identifiable information or offensive content during the annotation process. Furthermore, we recruited another five human evaluators, who were not involved in the annotation, to measure the upper bound model performance on MLLM-COMP BENCH (**Table 4**). The workloads for annotation and evaluation were distributed equally among annotators and evaluators.

5 Experiments

5.1 Experimental Setup

Baselines. We use our COMP BENCH ² to evaluate several leading MLLMs. This includes two powerful proprietary models, GPT-4V(ision) [1] and Gemini1.0-Pro³ [58], and two open-source alternatives, LLaVA-1.6 [33] and VILA-1.5 [32]. GPT-4V(ision) and Gemini excel in various vision and language tasks, such as VQA [21], OCR interpretation [40], spatial reasoning [38], and college-level subject knowledge [65]. LLaVA-1.6 and VILA-1.5 also demonstrate competitive performance against these proprietary giants on some tasks. Our focus is to investigate whether these cutting-edge models can extend their capabilities to the realm of multi-image relative comparison. We evaluate proprietary models via their official APIs and open-source models using (or fine-tuning on) NVIDIA RTX 6000 Ada GPUs. For more details, please refer to the **Appendix C** in supplementary material.

Evaluation tasks & metrics. We divide our COMP BENCH into a test split (31.8K) and a held-out split (7.9K), using an 80:20 ratio. The latter is reserved for future developments (e.g., prompt engineering). By default, we concatenate the image pairs horizontally (i.e., left and right) as the visual input to MLLMs, and prompt MLLMs to answer questions about the relativity between these images. To facilitate automated evaluation, we include the possible answers as options in the questions. For **Existence** and **Quality**, there are multiple options (typically more than two). For **Quantity**, there are three options: left/right/same. For other types, there are binary options: left/right. We employ the standard accuracy as our evaluation metric. A question is answered correctly if the model prediction exactly matches the ground-truth answer. Further details are included in the **Appendix B**.

5.2 Main Results (**Table 2**)

Overall challenges in COMP BENCH. We observe that current MLLMs face challenges in answering relative questions in COMP BENCH (see **Table 2**). All MLLMs achieve averaged accuracies over the sixteen tasks (columns) below 80%, with GPT-4V reaching the highest accuracy at 74.7%. Further, a

²We use COMP BENCH and MLLM-COMP BENCH interchangeably.

³Due to limited public testing quota available for Gemini1.5 during our study, we opted for Gemini1.0-Pro.

Model	Attribute					Exist.		State		Emot.		Temp.		Spat.	Quan.	Qual.	Avg
	ST	FA	VA	CU	WF	MB	SD	ST	VA	CE	FE	SN	CC	ND	VQ	QB	
GPT-4V	91.8	89.0	76.9	71.4	72.1	58.3	41.9	92.2	87.8	91.8	83.4	71.4	73.7	56.1	63.8	73.0	74.7
Gemini1.0-Pro	71.9	76.3	69.3	59.9	54.9	53.7	53.0	81.8	70.7	60.6	71.2	55.1	58.2	56.6	54.6	59.5	63.0
LLaVA-1.6	84.9	72.1	77.7	72.6	68.7	26.5	20.7	89.7	79.3	96.2	83.5	51.0	50.2	67.2	50.1	64.8	66.0
VILA-1.5	69.9	66.2	70.9	55.9	52.0	49.5	36.8	71.9	74.5	57.1	55.6	51.1	52.9	51.8	47.7	64.8	58.0
Chance level	50.0	50.0	50.0	50.0	50.0	8.6	9.7	50.0	50.0	50.0	50.0	50.0	50.0	50.0	33.3	37.4	43.1

Table 2: **Overall results on COMPBENCH test split.** We evaluate four leading MLLMs across eight relative comparisons spanning sixteen tasks. The top-performing model in each task is indicated in **bold**. ST: MIT-States [24], FA: Fashionpedia [26], VA: VAW [47], CU: CUB-200-2011 [60], WF: Wildfish++ [70], MB: MagicBrush [66], SD: Spot-the-diff [25], CE: CelebA [35], FE: FER-2013 [20], SN: SoccerNet [19], CC: CompCars [64], ND: NYU-Depth V2 [55], VQ: VQA_{v2} [21], QB: Q-Bench2 [67].

human evaluation study on a subset of our examples indicates that GPT-4V’s performance remains notably behind human capabilities, highlighting the need for substantial improvement (Table 4).

Superiority in State & Emotion. State relativity is an area where MLLMs demonstrate strength. For instance, GPT-4V/LLaVA-1.6 achieve 92.2%/89.7%, respectively, on MIT-states [24] for state relativity. Similarly, they demonstrate impressive performance in emotion relativity (91.8%/96.2% on CelebA [35]). Our preliminary analysis suggests that their capacity to determine the degree of emotion (e.g., smiling) relies on specific facial features such as lip curvature or visible teeth.

Challenges in Existence. All MLLMs show weak performance in existence relativity tasks. We attribute this to the multiple capabilities these tasks demand, including spatial understanding and precise object recognition/comparison. For instance, when an object in the left image is moved to a different location in the right image, the models need to not only recognize the same object in the right image but also understand the relative change in its position. This necessitates both robust object recognition and accurate spatial reasoning. Given that an image can contain numerous objects, the model should have a deep understanding of how the existence of them changes between images.

Challenges in Temporality and Spatiality. MLLMs encounter difficulties with both temporal relativity, which requires commonsense, and spatial relativity, which demands comprehension of depth perception between objects. Specifically, for the spatial task, all MLLMs perform below 70%, and notably, both proprietary models, GPT-4V and Gemini1.0-Pro, only achieve slightly above chance levels (56.1% and 56.6%, respectively). This underscores the need for further research in improving spatial relativity to advance models towards artificial general intelligence (AGI).

Challenges in Quantity & Quality. We observe the mediocre performance of MLLMs in quantity relativity (e.g., GPT-4V: 63.8%, VILA-1.5: 47.7%). We attribute this to the models’ weak capability in accurately counting objects in images. Similarly, MLLMs struggle with assessing image quality (e.g., 73.0% of GPT-4V’s accuracy). These capabilities are crucial for making informed decisions in our daily lives (cf. §1), highlighting the need for MLLMs to improve in these aspects.

Variability in performance across domains. The performance of MLLMs varies in different domains. For instance, they excel at comparing visual attributes of daily objects [24] and clothing [26] while struggling with those of animals (e.g., birds [60], fish [70]). This could be due to the complexity of animal features, such as feathers, scales, or markings, which are more challenging for the model to interpret compared to simpler attributes in everyday objects.

5.3 Further Analyses

Two-stage reasoning. What if we first ask MLLMs to analyze each image in a pair separately (e.g., “How far is the table from the camera that took this photo? Return a number in feet.”) and use their language responses to answer a follow-up pure language question (e.g., “Based on the responses, which object is closer to the camera?”)? We evaluate this two-stage reasoning approach on three comparison tasks: Existence, Emotion, and Spatiality. We find that GPT-4V, using this two-stage reasoning, performs less effectively on all three tasks (Left in Table 3). This is likely

Model	Exist. MB	Emot. CE	Spat. ND	Model	Temp. SN	Quan. VQ
GPT-4V	58.3	91.8	56.1	LLaVA-1.6	51.0	50.1
GPT-4V _{two-stage}	45.9	90.3	36.3	LLaVA-1.6 _{fine-tuned}	93.9	56.6

Table 3: **Left: Two-stage reasoning.** Analyzing images separately and then comparing them via a pure language question reduces performance, due to challenges in absolute inference and reasoning. **Right: Fine-tuning results.** Fine-tuned LLaVA-1.6 excels in temporal relativity but falls short in quantity, struggling with counting.

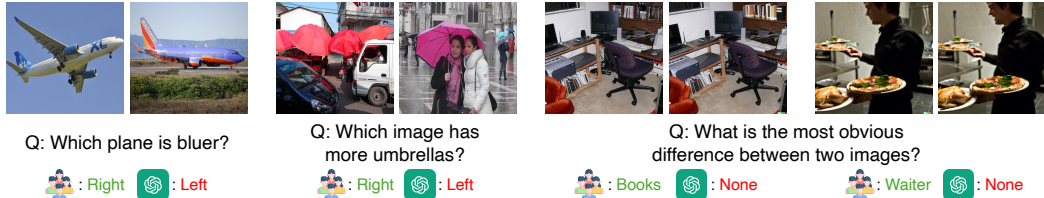


Figure 3: **Error Analysis on COMPBENCH.** We observe four types of errors where GPT-4V [1] falls short: (i) differentiating colors between objects and backgrounds, (ii) counting small or distant objects, (iii) identifying objects within crowded scenes, and (iv) recognizing out-of-focus details.

because analyzing images separately can sometimes be more challenging than comparing images directly. For instance, calculating the exact distance from an object to the camera may be difficult, leading to inaccurate numbers. In contrast, directly answering a question, “Which object is closer to the camera?” may be easier, as models only need to determine the relative closeness between objects.

Fine-tuning experiments. We conduct a study to see if fine-tuning helps improve the comparative capabilities of MLLMs. We focus on two comparative tasks, temporality and quantity. For temporality, we construct a total of 20.6K training examples from SoccerNet [19], following the similar data collection and annotation protocol described in §4.2.5. For quantity, we curate 20.9K training samples from VQAv2 [21], based on the protocol in §4.2.7. We then fine-tune LLaVA-1.6 [33] on each of these training datasets separately, using LoRA techniques. As shown in Table 3 (Right), fine-tuning significantly benefits LLaVA-1.6 in the temporal task (SoccerNet). However, interestingly, it only marginal gains in quantity questions. We attribute this to its vision encoder, CLIP [49], which may have weak capabilities in counting the number of objects, as reported by several prior works [49, 43, 46]. This suggests considering new architectures or training strategies to improve its counting capabilities as future work. Please see the supplementary material for further details.

Error Analysis. We analyze error cases by GPT-4V and offer insights to enhance its performance (Figure 3). **First**, GPT-4V may not effectively distinguish the color between objects and backgrounds. For instance, in the first example of Figure 3, the object — a plane — shares a similar color (i.e., blue) with the background, causing GPT-4V to fail in selecting the bluer plane. **Second**, GPT-4V struggles to count accurately for small or distant objects (e.g., people further away wearing umbrellas), as shown in the second example. **Third**, GPT-4V finds it challenging to identify the target object if numerous items exist within images. In the third example, both images contain multiple objects, such as monitors, laptops, keyboards, desks, and books, and GPT-4V fails to pinpoint the target object (i.e., books). **Lastly**, GPT-4V may overlook details in out-of-focus areas of images. For instance, in the fourth example, the camera focuses on a pizza, leaving a waiter out of focus. Consequently, GPT-4V fails to detect facial changes in the waiter, highlighting its struggle with details in out-of-focus areas.

Human evaluation. We investigate how much current MLLMs (e.g., GPT-4V) lag behind human performance. We conduct a preliminary human evaluation using 140 examples randomly sampled from the sixteen tasks (columns) in Table 1. We ask five human evaluators, different from our annotators, to answer these questions and average their performance. As shown in Table 4, the performance of GPT-4V on these examples is approximately 18% below that of humans. This not

Model	Accuracy
GPT-4V	68.6%
Humans	86.5%

Table 4: **Preliminary human evaluation** on 140 samples.

Model	Attribute					Exist.		State		Emot.		Temp.		Spat.	Quan.	Qual.	Avg
	ST	FA	VA	CU	WF	MB	SD	ST	VA	CE	FE	SN	CC	ND	VQ	QB	
GPT-4V	91.8	89.0	76.9	71.4	72.1	58.3	41.9	92.2	87.8	91.8	83.4	71.4	73.7	56.1	63.8	73.0	74.7
GPT-4o	92.3	97.0	86.3	74.7	84.5	81.2	67.2	95.8	89.6	96.6	91.1	72.0	83.3	68.2	67.8	81.2	83.1
Improvement	0.5	8.0	9.4	3.3	12.4	22.9	25.3	3.6	1.8	4.8	7.7	0.6	9.6	12.1	4.0	8.2	8.4
Gemini1.0-Pro	71.9	76.3	69.3	59.9	54.9	53.7	53.0	81.8	70.7	60.6	71.2	55.1	58.2	56.6	54.6	59.5	63.0
Gemini1.5-Pro	79.2	91.8	77.7	71.4	72.8	55.4	58.7	91.0	84.0	93.0	87.3	50.3	70.3	68.3	64.8	70.5	74.2
Improvement	7.3	15.5	8.4	11.5	17.9	1.7	5.7	9.2	13.3	32.4	16.1	-4.8	12.1	11.7	10.2	11.0	11.2

Table 5: **Results of new MLLM models (GPT4-o and Gemini1.5-Pro) released after NeurIPS deadline.** The top-performing model in each task is indicated in **bold**. Both upgraded MLLM models (GPT-4o & Gemini1.5-Pro) exhibit significant **improvements** over their previous versions (GPT-4V & Gemini1.0-Pro).

only highlights the challenge of our COMPBENCH but also underscores the limited capabilities of current MLLMs in multi-image relative comparison.

5.4 Evaluation of Recent MLLMs Released After the NeurIPS Deadline

Since our paper submission in early June 2024, several new MLLMs have been released, such as GPT-4o [42] or Gemini1.5-Pro [52]. In Table 5, we present a comparative analysis of GPT-4V with the recently released GPT-4o, alongside Gemini1.0-Pro with Gemini1.5-Pro. These upgraded models demonstrate substantial improvements over their previous versions, with GPT-4o showing marked gains in existence (MB and SD) and spatial (ND) relativities, while Gemini1.5-Pro achieves broader enhancements across multiple relational dimensions. This progress likely results from enhanced training approaches, including scaling model and data along with refined learning strategies. Investigating exactly how these methods drive GPT-4o’s substantial gains on our benchmark could be a valuable direction for future research. Nonetheless, we note that the performance of GPT-4o remains mediocre in several relativities, such as spatiality and quantity.

6 Conclusion and Future Work

In this work, we introduce MLLM-COMPBENCH, a comprehensive benchmark designed to evaluate comparative reasoning in multimodal LLMs (MLLMs), offering detailed analyses and insights for future advancements. As future work, we plan to incorporate more challenging datasets into each type of relative comparison in MLLM-COMPBENCH. For instance, additional video datasets could be explored for temporal relativity, such as cooking activities [68] or other sports [62, 48]. Moreover, expanding the scope of comparative reasoning relativities holds promise. Examples include similarity comparisons (e.g., “Identify similar objects between the two images.”) and comparisons involving more than two images (e.g., “Given images showing various views of one object along with a few of a *different* object, the model should identify the *outliers*.”). We envision that MLLM-COMPBENCH will serve as a valuable tool, paving the way for advancing comparative reasoning in MLLMs.

Acknowledgments

This research is supported in part by grants from the National Science Foundation (IIS-2107077, OAC-2112606, OAC-2118240). We extend our sincere appreciation to our colleagues from the OSU MLB lab—Jinsu Yoo, Ping Zhang, Jiaman Wu, Ziwei Li, and Tai-Yu Pan—for their thoughtful feedback and discussions. Finally, we are grateful for the generous support of computational resources provided by the Ohio Supercomputer Center.

References

- [1] Josh Achiam, Steven Adler, Sandhini Agarwal, Lama Ahmad, Ilge Akkaya, Florencia Leoni Aleman, Diogo Almeida, Janko Altenschmidt, Sam Altman, Shyamal Anadkat, et al. Gpt-4 technical report. *arXiv preprint arXiv:2303.08774*, 2023. 1, 2, 3, 4, 5, 6, 7, 9, 16, 20
- [2] Harsh Agrawal, Karan Desai, Yufei Wang, Xinlei Chen, Rishabh Jain, Mark Johnson, Dhruv Batra, Devi Parikh, Stefan Lee, and Peter Anderson. Nocaps: Novel object captioning at scale. In *ICCV*, 2019. 1, 3
- [3] Jean-Baptiste Alayrac, Jeff Donahue, Pauline Luc, Antoine Miech, Iain Barr, Yana Hasson, Karel Lenc, Arthur Mensch, Katherine Millican, Malcolm Reynolds, et al. Flamingo: a visual language model for few-shot learning. In *NeurIPS*, 2022. 1, 3
- [4] Rohan Anil, Andrew M Dai, Orhan Firat, Melvin Johnson, Dmitry Lepikhin, Alexandre Passos, Siamak Shakeri, Emanuel Taropa, Paige Bailey, Zhifeng Chen, et al. Palm 2 technical report. *arXiv preprint arXiv:2305.10403*, 2023. 3
- [5] Anthropic. Model card and evaluations for claude models. 2023. URL: <https://www-cdn.anthropic.com/bd2a28d2535bfb0494cc8e2a3bf135d2e7523226/Model-Card-Claude-2.pdf>. 3
- [6] Jinze Bai, Shuai Bai, Shusheng Yang, Shijie Wang, Sinan Tan, Peng Wang, Junyang Lin, Chang Zhou, and Jingren Zhou. Qwen-vl: A frontier large vision-language model with versatile abilities. In *ICLR*, 2024. 1, 3
- [7] Tim Brooks, Aleksander Holynski, and Alexei A Efros. Instructpix2pix: Learning to follow image editing instructions. In *Proceedings of the IEEE/CVF Conference on Computer Vision and Pattern Recognition*, pages 18392–18402, 2023. 3
- [8] Zhe Cao, Tao Qin, Tie-Yan Liu, Ming-Feng Tsai, and Hang Li. Learning to rank: from pairwise approach to listwise approach. In *ICML*, 2007. 3
- [9] Kuang-Yu Chang, Chu-Song Chen, and Yi-Ping Hung. Ordinal hyperplanes ranker with cost sensitivities for age estimation. In *CVPR*, 2011. 3
- [10] Xinlei Chen, Hao Fang, Tsung-Yi Lin, Ramakrishna Vedantam, Saurabh Gupta, Piotr Dollár, and C Lawrence Zitnick. Microsoft coco captions: Data collection and evaluation server. *arXiv preprint arXiv:1504.00325*, 2015. 1, 3, 6
- [11] Yen-Chun Chen, Linjie Li, Licheng Yu, Ahmed El Kholy, Faisal Ahmed, Zhe Gan, Yu Cheng, and Jingjing Liu. Uniter: Universal image-text representation learning. In *ECCV*, 2020. 3
- [12] Paul F Christiano, Jan Leike, Tom Brown, Miljan Martic, Shane Legg, and Dario Amodei. Deep reinforcement learning from human preferences. In *NeurIPS*, 2017. 3, 4
- [13] Marius Cordts, Mohamed Omran, Sebastian Ramos, Timo Rehfeld, Markus Enzweiler, Rodrigo Benenson, Uwe Franke, Stefan Roth, and Bernt Schiele. The cityscapes dataset for semantic urban scene understanding. In *CVPR*, 2016. 1
- [14] Wenliang Dai, Junnan Li, Dongxu Li, Anthony Meng Huat Tiong, Junqi Zhao, Weisheng Wang, Boyang Li, Pascale N Fung, and Steven Hoi. Instructblip: Towards general-purpose vision-language models with instruction tuning. In *NeurIPS*, 2024. 1, 3
- [15] Jia Deng, Wei Dong, Richard Socher, Li-Jia Li, Kai Li, and Li Fei-Fei. Imagenet: A large-scale hierarchical image database. In *CVPR*, 2009. 1
- [16] Xiang Deng, Yu Gu, Boyuan Zheng, Shijie Chen, Sam Stevens, Boshi Wang, Huan Sun, and Yu Su. Mind2web: Towards a generalist agent for the web. In *NeurIPS*, 2024. 1, 3
- [17] Maxwell Forbes, Christine Kaeser-Chen, Piyush Sharma, and Serge Belongie. Neural naturalist: Generating fine-grained image comparisons. In *EMNLP*, 2019. 3
- [18] Johannes Fürnkranz and Eyke Hüllermeier. Pairwise preference learning and ranking. In *ECML*, 2003. 3
- [19] Silvio Giancola, Mohieddine Amine, Tarek Dghaily, and Bernard Ghanem. Soccernet: A scalable dataset for action spotting in soccer videos. In *CVPR Workshops*, 2018. 6, 8, 9, 16, 20, 21, 29
- [20] Ian J Goodfellow, Dumitru Erhan, Pierre Luc Carrier, Aaron Courville, Mehdi Mirza, Ben Hamner, Will Cukierski, Yichuan Tang, David Thaler, Dong-Hyun Lee, et al. Challenges in representation learning: A report on three machine learning contests. In *Neural Information Processing: 20th International Conference, ICONIP*, 2013. 5, 6, 8, 16, 20, 21, 29

- [21] Yash Goyal, Tejas Khot, Douglas Summers-Stay, Dhruv Batra, and Devi Parikh. Making the v in vqa matter: Elevating the role of image understanding in visual question answering. In *CVPR*, 2017. 1, 3, 6, 7, 8, 9, 16, 20, 21, 29
- [22] Drew A Hudson and Christopher D Manning. Gqa: A new dataset for real-world visual reasoning and compositional question answering. In *CVPR*, 2019. 1, 3
- [23] Inflection AI. Inflection-2. 2023. URL: <https://inflection.ai/inflection-2>. 3
- [24] Phillip Isola, Joseph J Lim, and Edward H Adelson. Discovering states and transformations in image collections. In *CVPR*, 2015. 5, 6, 8, 16, 17, 21, 28
- [25] Harsh Jhamtani and Taylor Berg-Kirkpatrick. Learning to describe differences between pairs of similar images. In *EMNLP*, 2018. 3, 5, 6, 8, 16, 21, 29
- [26] Menglin Jia, Mengyun Shi, Mikhail Sirotenko, Yin Cui, Claire Cardie, Bharath Hariharan, Hartwig Adam, and Serge Belongie. Fashionpedia: Ontology, segmentation, and an attribute localization dataset. In *ECCV*, 2020. 5, 6, 8, 16, 18, 21, 28
- [27] Dongfu Jiang, Xuan He, Huaye Zeng, Cong Wei, Max Ku, Qian Liu, and Wenhui Chen. Mantis: Interleaved multi-image instruction tuning. *arXiv preprint arXiv:2405.01483*, 2024. 3
- [28] Mehran Kazemi, Nishanth Dikkala, Ankit Anand, Petar Devic, Ishita Dasgupta, Fangyu Liu, Bahare Fatemi, Pranjal Awasthi, Dee Guo, Sreenivas Gollapudi, et al. Remi: A dataset for reasoning with multiple images. *arXiv preprint arXiv:2406.09175*, 2024. 3
- [29] Junnan Li, Dongxu Li, Silvio Savarese, and Steven Hoi. Blip-2: Bootstrapping language-image pre-training with frozen image encoders and large language models. In *ICML*, 2023. 3
- [30] Ling Li and Hsuan-Tien Lin. Ordinal regression by extended binary classification. In *NeurIPS*, 2006. 3
- [31] Xiujun Li, Xi Yin, Chunyuan Li, Pengchuan Zhang, Xiaowei Hu, Lei Zhang, Lijuan Wang, Houdong Hu, Li Dong, Furu Wei, et al. Oscar: Object-semantics aligned pre-training for vision-language tasks. In *ECCV*, 2020. 1, 3
- [32] Ji Lin, Hongxu Yin, Wei Ping, Yao Lu, Pavlo Molchanov, Andrew Tao, Huizi Mao, Jan Kautz, Mohammad Shoeybi, and Song Han. Vila: On pre-training for visual language models. In *CVPR*, 2024. 1, 2, 3, 7, 20
- [33] Haotian Liu, Chunyuan Li, Qingyang Wu, and Yong Jae Lee. Visual instruction tuning. In *NeurIPS*, 2024. 1, 2, 3, 7, 9, 20
- [34] Tie-Yan Liu et al. Learning to rank for information retrieval. *Foundations and Trends® in Information Retrieval*, 3(3):225–331, 2009. 3
- [35] Ziwei Liu, Ping Luo, Xiaogang Wang, and Xiaoou Tang. Large-scale celebfaces attributes (celeba) dataset. In *ICCV*, 2015. 5, 6, 8, 16, 19, 21, 29
- [36] Pan Lu, Hritik Bansal, Tony Xia, Jiacheng Liu, Chunyuan Li, Hannaneh Hajishirzi, Hao Cheng, Kai-Wei Chang, Michel Galley, and Jianfeng Gao. Mathvista: Evaluating mathematical reasoning of foundation models in visual contexts. In *ICLR*, 2024. 1
- [37] Pan Lu, Swaroop Mishra, Tanglin Xia, Liang Qiu, Kai-Wei Chang, Song-Chun Zhu, Oyvind Tafjord, Peter Clark, and Ashwin Kalyan. Learn to explain: Multimodal reasoning via thought chains for science question answering. In *NeurIPS*, 2022. 3
- [38] Ahmed Masry, Do Xuan Long, Jia Qing Tan, Shafiq Joty, and Enamul Hoque. Chartqa: A benchmark for question answering about charts with visual and logical reasoning. In *ACL Findings*, 2022. 3, 7
- [39] Minesh Mathew, Viraj Bagal, Rubèn Tito, Dimosthenis Karatzas, Ernest Valveny, and CV Jawahar. Infographicvqa. In *WACV*, 2022. 3
- [40] Minesh Mathew, Dimosthenis Karatzas, and CV Jawahar. Docvqa: A dataset for vqa on document images. In *WACV*, 2021. 1, 3, 7
- [41] Zhenxing Niu, Mo Zhou, Le Wang, Xinbo Gao, and Gang Hua. Ordinal regression with multiple output cnn for age estimation. In *CVPR*, 2016. 3
- [42] OpenAI. Hello gpt-4o, 2024. URL: <https://openai.com/index/hello-gpt-4o/>. 10

- [43] Roni Paiss, Ariel Ephrat, Omer Tov, Shiran Zada, Inbar Mosseri, Michal Irani, and Tali Dekel. Teaching clip to count to ten. In *ICCV*, 2023. 9
- [44] Devi Parikh and Kristen Grauman. Relative attributes. In *ICCV*, 2011. 2, 3
- [45] Zhiliang Peng, Wenhui Wang, Li Dong, Yaru Hao, Shaohan Huang, Shuming Ma, and Furu Wei. Kosmos-2: Grounding multimodal large language models to the world. *arXiv preprint arXiv:2306.14824*, 2023. 3
- [46] Hieu Pham, Zihang Dai, Golnaz Ghiasi, Kenji Kawaguchi, Hanxiao Liu, Adams Wei Yu, Jiahui Yu, Yi-Ting Chen, Minh-Thang Luong, Yonghui Wu, et al. Combined scaling for zero-shot transfer learning. *Neurocomputing*, 555:126658, 2023. 9
- [47] Khoi Pham, Kushal Kafle, Zhe Lin, Zhihong Ding, Scott Cohen, Quan Tran, and Abhinav Shrivastava. Learning to predict visual attributes in the wild. In *CVPR*, 2021. 5, 6, 8, 16, 17, 21, 28
- [48] Mengshi Qi, Yunhong Wang, Annan Li, and Jiebo Luo. Sports video captioning via attentive motion representation and group relationship modeling. *IEEE Transactions on Circuits and Systems for Video Technology*, 30(8):2617–2633, 2019. 10
- [49] Alec Radford, Jong Wook Kim, Chris Hallacy, Aditya Ramesh, Gabriel Goh, Sandhini Agarwal, Girish Sastry, Amanda Askell, Pamela Mishkin, Jack Clark, et al. Learning transferable visual models from natural language supervision. In *ICML*, 2021. 3, 4, 6, 9, 15
- [50] Rafael Rafailov, Archit Sharma, Eric Mitchell, Christopher D Manning, Stefano Ermon, and Chelsea Finn. Direct preference optimization: Your language model is secretly a reward model. In *NeurIPS*, 2024. 3, 4
- [51] Aditya Ramesh, Prafulla Dhariwal, Alex Nichol, Casey Chu, and Mark Chen. Hierarchical text-conditional image generation with clip latents. *arXiv preprint arXiv:2204.06125*, 1(2):3, 2022. 15
- [52] Machel Reid, Nikolay Savinov, Denis Teplyashin, Dmitry Lepikhin, Timothy Lillicrap, Jean-baptiste Alayrac, Radu Soricut, Angeliki Lazaridou, Orhan Firat, Julian Schrittwieser, et al. Gemini 1.5: Unlocking multimodal understanding across millions of tokens of context. *arXiv preprint arXiv:2403.05530*, 2024. 10
- [53] Dustin Schwenk, Apoorv Khandelwal, Christopher Clark, Kenneth Marino, and Roozbeh Mottaghi. A-okvqa: A benchmark for visual question answering using world knowledge. In *ECCV*, 2022. 1, 3
- [54] Oleksii Sidorov, Ronghang Hu, Marcus Rohrbach, and Amanpreet Singh. Textcaps: a dataset for image captioning with reading comprehension. In *ECCV*, 2020. 3
- [55] Nathan Silberman, Derek Hoiem, Pushmeet Kohli, and Rob Fergus. Indoor segmentation and support inference from rgb-d images. In *ECCV*, 2012. 6, 8, 16, 19, 21, 29
- [56] Amanpreet Singh, Vivek Natarjan, Meet Shah, Yu Jiang, Xinlei Chen, Devi Parikh, and Marcus Rohrbach. Towards vqa models that can read. In *CVPR*, 2019. 3
- [57] Alane Suhr, Stephanie Zhou, Ally Zhang, Iris Zhang, Huajun Bai, and Yoav Artzi. A corpus for reasoning about natural language grounded in photographs. In *ACL*, 2019. 3
- [58] Gemini Team, Rohan Anil, Sebastian Borgeaud, Yonghui Wu, Jean-Baptiste Alayrac, Jiahui Yu, Radu Soricut, Johan Schalkwyk, Andrew M Dai, Anja Hauth, et al. Gemini: a family of highly capable multimodal models. *arXiv preprint arXiv:2312.11805*, 2023. 1, 2, 3, 7, 20
- [59] Hugo Touvron, Louis Martin, Kevin Stone, Peter Albert, Amjad Almahairi, Yasmine Babaei, Nikolay Bashlykov, Soumya Batra, Prajjwal Bhargava, Shruti Bhosale, et al. Llama 2: Open foundation and fine-tuned chat models. *arXiv preprint arXiv:2307.09288*, 2023. 3
- [60] Catherine Wah, Steve Branson, Peter Welinder, Pietro Perona, and Serge Belongie. The caltech-ucsd birds-200-2011 dataset. *California Institute of Technology*, 2011. 5, 6, 8, 16, 17, 21, 28
- [61] Weihang Wang, Qingsong Lv, Wenmeng Yu, Wenyi Hong, Ji Qi, Yan Wang, Junhui Ji, Zhuoyi Yang, Lei Zhao, Xixuan Song, et al. CogVLM: Visual expert for pretrained language models. *arXiv preprint arXiv:2311.03079*, 2023. 3
- [62] Dekun Wu, He Zhao, Xingce Bao, and Richard P Wildes. Sports video analysis on large-scale data. In *European Conference on Computer Vision*, pages 19–36. Springer, 2022. 10
- [63] xAI. Grok-1 model card. 2024. URL: <https://x.ai/blog/grok/model-card>. 3
- [64] Linjie Yang, Ping Luo, Chen Change Loy, and Xiaoou Tang. A large-scale car dataset for fine-grained categorization and verification. In *CVPR*, 2015. 6, 8, 16, 20, 21, 29

- [65] Xiang Yue, Yuansheng Ni, Kai Zhang, Tianyu Zheng, Ruoqi Liu, Ge Zhang, Samuel Stevens, Dongfu Jiang, Weiming Ren, Yuxuan Sun, et al. Mmmu: A massive multi-discipline multimodal understanding and reasoning benchmark for expert agi. *In CVPR*, 2024. 1, 3, 7
- [66] Kai Zhang, Lingbo Mo, Wenhui Chen, Huan Sun, and Yu Su. Magicbrush: A manually annotated dataset for instruction-guided image editing. *In NeurIPS*, 36, 2024. 3, 5, 6, 8, 15, 16, 21, 28
- [67] Zicheng Zhang, Haoning Wu, Erli Zhang, Guangtao Zhai, and Weisi Lin. A benchmark for multi-modal foundation models on low-level vision: from single images to pairs. *arXiv preprint arXiv:2402.07116*, 2024. 3, 6, 7, 8, 16, 20, 21, 29
- [68] Luwei Zhou, Chenliang Xu, and Jason Corso. Towards automatic learning of procedures from web instructional videos. In *Proceedings of the AAAI Conference on Artificial Intelligence*, volume 32, 2018. 10
- [69] Deyao Zhu, Jun Chen, Xiaoqian Shen, Xiang Li, and Mohamed Elhoseiny. Minigt-4: Enhancing vision-language understanding with advanced large language models. *In ICLR*, 2024. 3
- [70] Peiqin Zhuang, Yali Wang, and Yu Qiao. Wildfish++: A comprehensive fish benchmark for multimedia research. *IEEE Transactions on Multimedia*, 23:3603–3617, 2020. 6, 8, 16, 18, 21, 28

Appendices

All codes, data, and instructions for our MLLM-COMP BENCH can be found in <https://github.com/RaptorMai/CompBench>. MLLM-COMP BENCH is released under a Creative Commons Attribution 4.0 License (CC BY 4.0).

Our supplementary materials are summarized as follows:

- **Appendix A:** Limitations, social impacts, ethical considerations, and license of assets.
- **Appendix B:** MLLM-COMP BENCH curation and model evaluation (cf. §4.2 and §5.1 in the main text).
- **Appendix C:** Training details on LLaVA-1.6 (cf. §5.3 in the main text).
- **Appendix D:** More qualitative examples.

A Discussions

A.1 Limitations

While we conducted a human evaluation study to establish the upper bound performance on MLLM-COMP BENCH, the study is currently limited to 140 samples assessed by five evaluators (cf. §5.3 in the main text). We plan to expand the study to a larger scale in future work.

A.2 Social impacts

MLLM-COMP BENCH evaluates the comparative reasoning abilities of MLLMs in images. A potential negative impact of our work is that malicious users might exploit our concept (i.e., comparison) to compare ethical or offensive content. Therefore, it is essential to incorporate effective safeguards in MLLMs to filter out any inappropriate materials.

A.3 Ethical considerations

All fourteen datasets (cf. Table 1 in the main text) that we used to curate MLLM-COMP BENCH adhere to strict guidelines to exclude any harmful, unethical, or offensive content. Additionally, we instruct human annotators to avoid generating any personally identifiable information or offensive content during our annotation process. Finally, we do not conduct any study to compare harmful, ethical, or offensive content between the two images.

A.4 License of assets

All fourteen datasets are publicly available, and Table 6 details the licensing information for the assets in each dataset. We release our MLLM-COMP BENCH under a Creative Commons Attribution 4.0 License (CC BY 4.0) to enhance global accessibility and foster innovation and collaboration in research.

B MLLM-COMP BENCH Curation Details

B.1 Annotation Details

We create UI interfaces for annotation using Python in Jupyter Notebook and store the annotations in JSON files. In the following sections, we provide detailed descriptions of the annotation process for each dataset, which are omitted in the main text.

MagicBrush [66] is a large-scale, manually annotated dataset for instruction-guided real image editing. For each image, MagicBrush utilizes DALL-E 2 [51] to generate an edited version of the image based on language instructions, such as “let the flowers in the vase be blue.” Our goal is to identify pairs of similar images. We thus use CLIP [49] to evaluate the visual similarity between the original and edited images. Only pairs exceeding a predetermined similarity threshold are selected

Public Dataset	License
MIT-States [24]	N/A
Fashionpedia [26]	CC BY 4.0
VAW [47]	Adobe Research License
CUB-200-2011 [60]	CC BY
Wildfish++ [70]	N/A
MagicBrush [66]	CC BY 4.0
Spot-the-diff [25]	N/A
CelebA [35]	Research-only, non-commercial
FER-2013 [20]	N/A
SoccerNet [19]	MIT License
CompCars [64]	Research-only, non-commercial
NYU-Depth V2 [55]	N/A
VQAv2 [21]	CC BY 4.0
Q-Bench2 [67]	N/A

Table 6: License of Assets.

as candidate samples for our MLLM-COMP BENCH. For each selected pair, we then construct a multiple-choice question to ask the difference between two images in the pairs. Concretely, we first use GPT-4V [1] to extract all relevant objects and their attributes from the edited image with the following prompt:

“Please extract as many components as possible from the provided images. The following examples illustrate some potential components, but the list is not exhaustive. Only provide the component names, separated by commas. If a human or an animal is shown in the images and features such as hair, eyes, hands, mouth, ears, and legs are visible, ensure to include them. Similarly, try to identify all components in as much detail as possible.

Examples of components: leg, eye, ear, food, pillow, flower, plate, window, door, chair, dining table, sofa, banana, bowl, sugar, blender, berry, lizard, watermelon, motorcycle, apple, curtain, cookies, cake, hair, hat, dresses, bacon, butter, jam, bread, surfboard, t-shirt, pants, hands, fridge, plants, cabinet, sink, car, girl, boy.”

We treat objects and their attributes (if found) as options for the questions. However, GPT-4V [1] may not capture all relevant objects (options) in the images. We thus request human annotators to add as many relevant options as possible. Finally, annotators are required to select the obvious difference between two images as the correct answer among options and verify the quality of the generated samples (Figure 4).

Spot-the-diff [25] offers video-surveillance image pairs from outdoor scenes, along with descriptions and pixel-level masks of their differences. Similar to MagicBrush, we aim to construct a multiple-choice question to find the obvious difference between the two images. We first prompt the text-only GPT-4 to extract the potentially correct objects from the descriptions of the differences using the following prompt:

“These sentences describe the differences between the two images. Extract the objects from these sentences. For example, [“there are more people”, “the car moved”], you should return “people, car”. Please only provide the answer without any explanation and separate the answer names by commas.”

Given the extracted objects and the images, GPT-4V is tasked with finding relevant options in the images based on the following prompt:

“Please list all the objects and attributes associated with the image, for example, black cars, people, trees, white trucks, and yellow poles. Only provide one attribute (adjective) per object. Please only provide the answer without any explanation and separate the answer names with commas. Ensure to include these objects: [OBJECTS FROM LAST STEP]”

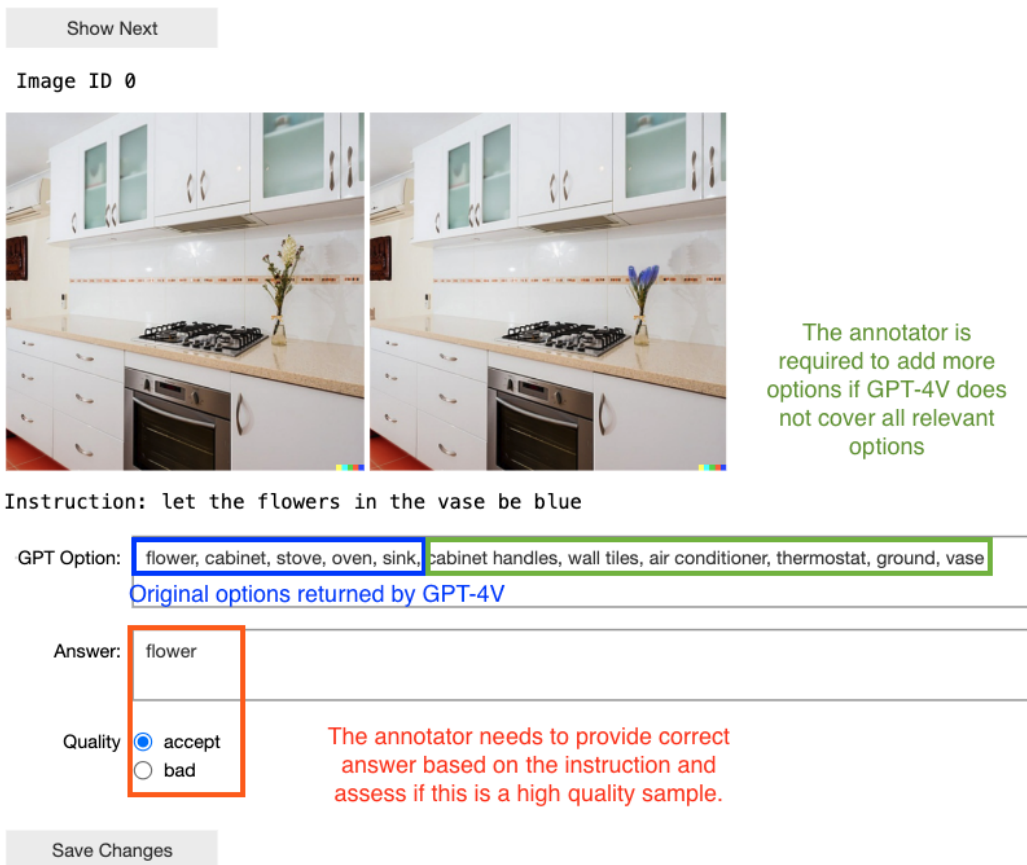


Figure 4: Annotation Interface for MagicBrush.

We then instruct human annotators to include additional options (if necessary) and identify the most evident difference between two images from the available options as the correct answer (Figure 5).

MIT-States [24] includes 245 objects with 115 visual attributes or states from online sources such as food or device websites. Each folder in this dataset is named by (adjective, noun), e.g., tall tree, where the adjective describes the state or the attributes and the noun is the object. All the images in this folder share the same adjective and noun. We apply rule-based approaches to generate questions about relative degrees of attributes or states between objects (e.g., “Which tree is taller?”). We then present the questions with the corresponding images in this folder to annotators. The annotators are tasked to select pairs from all the images, label the correct answers (binary: left/right), and filter out any irrelevant or nonsensical questions about the images. In addition, the annotators are required to determine the attribute or state types by selecting from the following options: Size, Color, Texture, Shape, Pattern, State, or None. We filter out examples where the type or answer is None. The annotation UI interface is shown in Figure 6.

VAW [47] provides a large-scale collection of 620 unique attributes, including color, shape, and texture. We process VAW in the same manner as MIT-States, as detailed in Figure 6.

CUB-200-2011 [60] catalogs 15 bird parts and their attributes (e.g., “notched tail”). We group images by species with the same attributes (e.g., “curved bill”) and extract visually similar image pairs from each group. We then prompt GPT-4 to transform visual attributes into questions that compare them using the following in-context prompt:

“I want to turn some text describing the attributes of birds into a question comparing these attributes between birds in two different images. Here are some examples:
Attribute: has_bill_shape::hooked, Questions: Which bird has a more hooked bill?”

Image ID 28

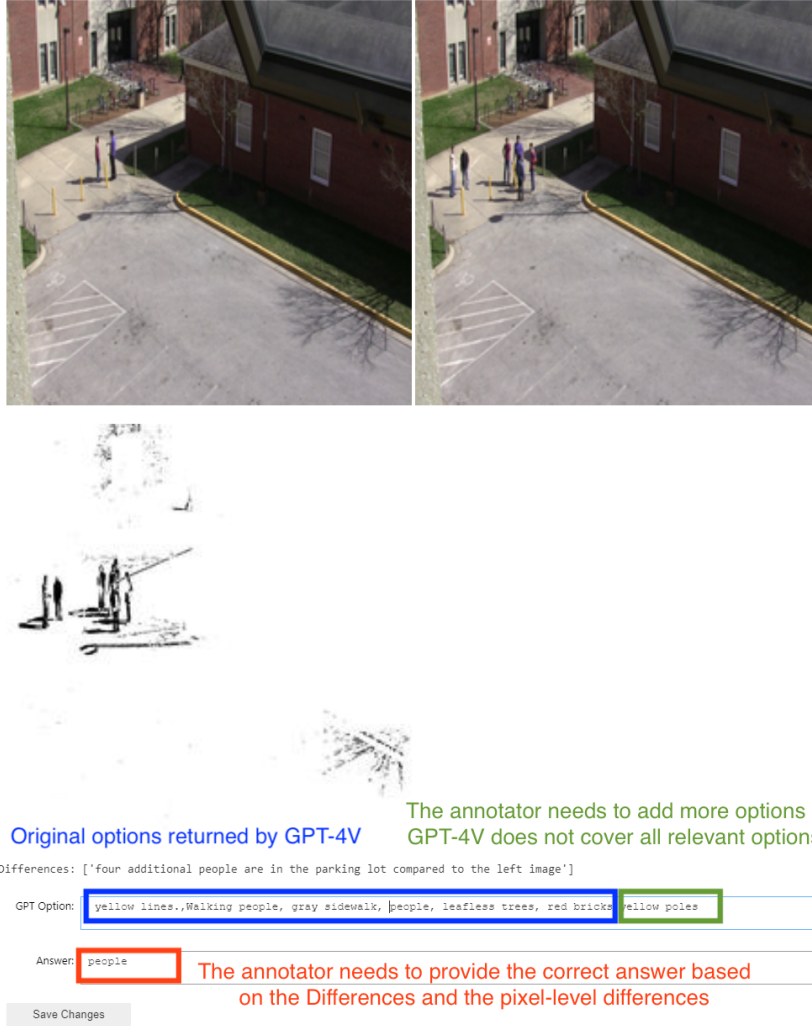


Figure 5: Annotation Interface for Spot-the-diff.

Attribute: has_crown_color::brown, Questions: Which bird has more brown on its crown?

Please turn this list of attributes into these questions in this format or style. I want a dictionary format output. [ATTRIBUTE LIST]"

The annotators receive all images in each group along with corresponding comparative questions generated by GPT-4. They are asked to select the pairs from the images and label the correct answers (binary: left/right). The annotation interface is shown in Figure 7.

Wildfish++ [70] details 22 characteristics (e.g., “brown pelvic fins”) of various fish species and provides detailed descriptions of the differences between two visually similar species. Using the characteristics and the descriptions of difference, we first ask annotators to generate comparative questions (e.g., “Which fish has lighter brown pelvic fins?”). Subsequently, we pass all images from the two similar species along with the corresponding question to the annotators. They select one image from each group to form a pair and label the correct answers as either left or right (Figure 8).

Fashionpedia [26] is tailored to clothing and accessories and contains 27 types of apparel along with 294 detailed attributes. We group images by (attribute, type), e.g., square neckline. We apply rule-based approaches to generate questions about relative degrees of attributes (e.g., “Which neckline is more square?”) for each group. We then present images of the same type with different attributes,

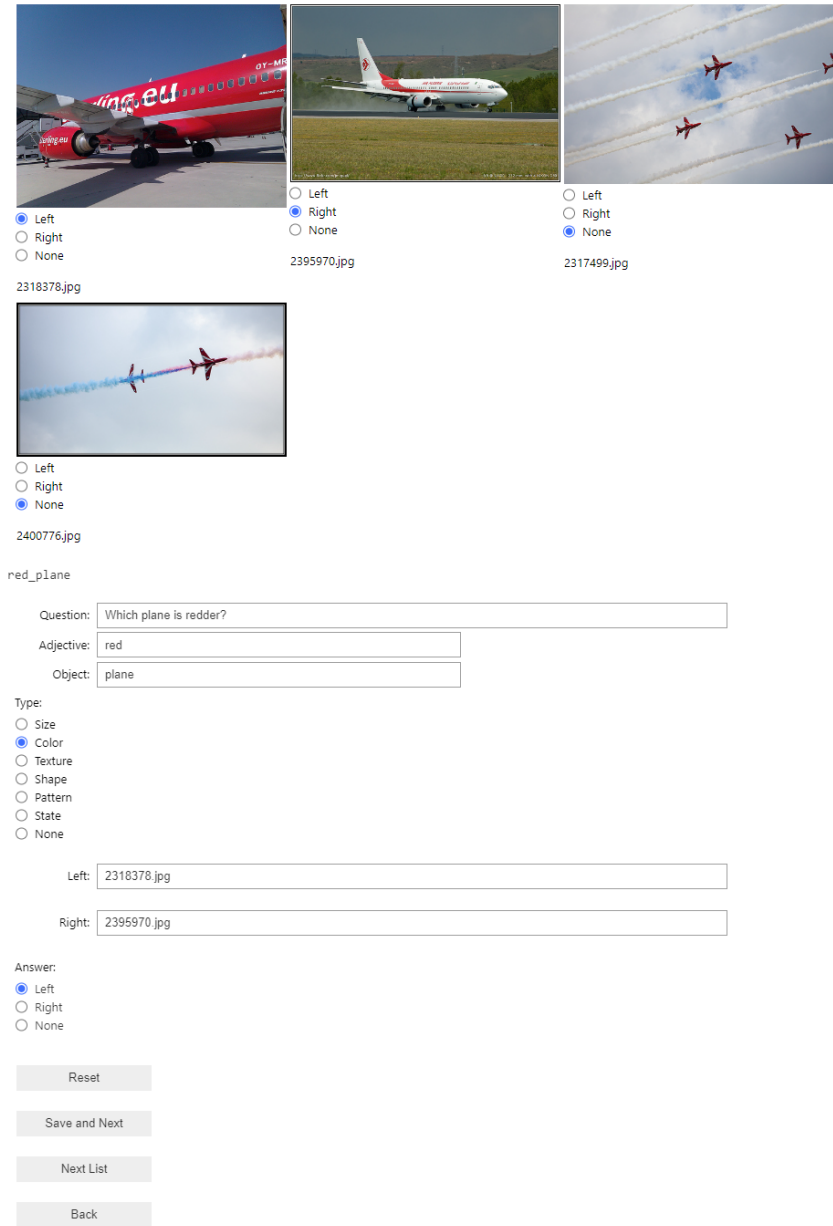


Figure 6: Annotation Interface for MIT-States and VAW.

such as “square neckline” and “oval neckline” to the annotators. The annotators are required to select one image from each group to form a pair, choose one between questions from two attributes, and label the correct answer (binary: left/right). The annotation UI interface is shown in Figure 9.

NYU-Depth V2 [55] features indoor scenes with object segments and depths. Using the segmentation maps, we identify objects within each image and group images containing the same objects. We apply rule-based approaches to generate questions about spatial relative comparisons (e.g., “Which [OBJECT] is closer to the camera?”). The annotator needs to select pairs from all the images in the same group and label the correct answers either left or right (Figure 10).

CelebA [35] is a large-scale facial attributes dataset featuring over 200K celebrity images, each annotated with 40 attributes. We focus on images labeled with the “smiling” attribute, as it is the only attribute related to the emotion in the dataset. We generate a comparative question such as “Which

person smiles more?”. The annotators are tasked with selecting pairs from all images with the smiling attribute and labeling the correct answers either left or right (Figure 11).

FER-2013 [20] contains grayscale images along with categories describing the emotion of the person, including Angry, Disgust, Fear, Happy, Sad, Surprise, and Neutral. We leverage rule-based approaches to generate questions about relative emotional comparisons (e.g., “Which person looks more [EMOTIONAL ADJECTIVE]?”). The annotators are required to select pairs from images that share the same emotional attribute and determine the correct answers as either left or right (Figure 12).

SoccerNet [19], **CompCars** [64], **VQAv2** [21], **Q-bench2** [67] are automatically processed to generate samples for MLLM-COMP BENCH using their metadata and CLIP visual similarity. For more details, please refer to §4.2 of the main text.

B.2 Language Prompts for MLLMs

Table 7 summarizes our language prompts for evaluating MLLMs. We observe that in the case of SoccerNet [19], Gemini1.0-pro [58] always predicts the answer “Left” for binary questions (e.g., “These are two frames related to [SOCCER_ACTION] in a soccer match. Which frame happens first? Please only return one option from (Left, Right) without any other words.”). We thus prompted the Gemini to answer open-ended questions (as shown in Table 7) instead. We then task human evaluators with verifying whether its responses (i.e., textual descriptions) match the ground-truth answers to calculate its performance. For a fair comparison, we apply the same open-ended questions to other models (i.e., GPT-4V [1], LLaVA-1.6 [33], VILA-1.5 [32]) and report their accuracies.

B.3 Model Evaluation

We use official APIs to evaluate proprietary MLLMs, GPT-4V [1] and Gemini [58]. For GPT-4V, we use the version of gpt-4-turbo⁴. For Gemini, we use the Gemini1.0 Pro Vision⁵. For open source models such as LLaVA-1.6-34b [33]⁶ and VILA-1.5-40b [32]⁷, we utilize their official source codes and conduct inference on NVIDIA RTX 6000 Ada GPUs.

C Training details on LLaVA-1.6

As discussed in §5.3 of the main text, we conduct a study to evaluate whether fine-tuning enhances the comparative capabilities of MLLMs. Concretely, we focus on two relativities: Temporality and Quantity. For temporality, we construct a total of 20.6K training examples from SoccerNet [19], following the similar data collection and annotation protocol described in §4.2.5 of the main text. For quantity, we curate a total training set of 20.9K samples from VQAv2 [21], based on the similar data collection and annotation pipeline in §4.2.7 of the main text. We fine-tune LLaVA-1.6-34b [33] on each of these training datasets separately, using LoRA techniques. We follow similar hyperparameter settings as those provided in the official LLaVA source codes. For instance, batch size/the number of epochs/learning rate are 16/3/2e-5, respectively. See the training script in our GitHub repository for the complete configuration. All models are fine-tuned on four NVIDIA RTX 6000 Ada GPUs.

D More qualitative examples

In addition to the main text, we show more qualitative examples from each of fourteen datasets in Figure 13, Figure 14, Figure 15, Figure 16, and Figure 17. We observe that GPT-4V, one of the leading MLLMs, often faces challenges across a range of relative comparison tasks.

⁴<https://platform.openai.com/docs/models/gpt-4-turbo-and-gpt-4>


⁵<https://ai.google.dev/gemini-api/docs/models/gemini#gemini-1.0-pro-vision>

⁶<https://github.com/haotian-liu/LLaVA>

⁷<https://github.com/Efficient-Large-Model/VILA>


Dataset	Model	Lagnauge Prompt
ST, FA, VA, CU, WF, CE, FE, ND	GPT-4V LLaVA-1.6 VILA-1.5	“[QUESTION] If you choose the first image, return Left, and if you choose the second image, return Right. Please only return either Left or Right without any other words, spaces, or punctuation.”
	Gemini1.0-pro	“[QUESTION] If you choose the first image, return First, and if you choose the second image, return Second. Please only return either First or Second without any other words, spaces, or punctuation.”
MB, SD	GPT-4V LLaVA-1.6 VILA-1.5 Gemini1.0-pro	“What is the most obvious difference between the two images? Choose from the following options. If there is no obvious difference, choose None. Options: None, [OPTIONS]. Please only return one of the options without any other words. ”
SN	GPT-4V LLaVA-1.6 VILA-1.5 Gemini1.0-pro	“These are two frames related to [SOCCER_ACTION] in a soccer match. Which frame happens first?”
CC	GPT-4V LLaVA-1.6 VILA-1.5	“Based on these images, which car is newer in terms of its model year or release year? Note that this question refers solely to the year each car was first introduced or manufactured, not its current condition or usage. If you choose the first image, return Left, and if you choose the second image, return Right. Please only return either Left or Right without any other words, spaces, or punctuation.”
	Gemini1.0-pro	Based on these images, which car is newer in terms of its model year or release year? Note that this question refers solely to the year each car was first introduced or manufactured, not its current condition or usage. If you choose the first image, return First, and if you choose the second image, return Second. Please only return either First or Second without any other words, spaces, or punctuation.”
VQ	GPT-4V LLaVA-1.6 VILA-1.5 Gemini1.0-pro	“[QUESTION] If the second image has more, return Right. If the first image has more, return Left. If both images have the same number, return Same. Please only return either Left or Right or Same without any other words, spaces, or punctuation.”
QB	GPT-4V LLaVA-1.6 VILA-1.5 Gemini1.0-pro	“[QUESTION] Options: [OPTIONS]”

Table 7: **Language prompts for evaluating MLLMs.** ST: MIT-States [24], FA: Fashionpedia [26], VA: VAW [47], CU: CUB-200-2011 [60], WF: Wildfish++ [70], MB: MagicBrush [66], SD: Spot-the-diff [25], CE: CelebA [35], FE: FER-2013 [20], SN: SoccerNet [19], CC: CompCars [64], ND: NYU-Depth V2 [55], VQ: VQAv2 [21], QB: Q-Bench2 [67].




Left
 Right
 None

test\10_14\Indigo_Bu




Left
 Right
 None

test\10_14\Indigo_Bu




Left
 Right
 None

test\10_14\Indigo_Bu




Left
 Right
 None

test\10_14\Indigo_Bu




Left
 Right
 None

test\10_14\Indigo_Bu




Left
 Right
 None

test\10_14\Indigo_Bu




Left
 Right
 None

test\10_14\Indigo_Bu




Left
 Right
 None

test\10_14\Indigo_Bu




Left
 Right
 None

test\10_14\Indigo_Bu



Left
 Right
 None

test\10_14\Indigo_Bu



Left
 Right
 None

test\10_14\Indigo_Bu

ias_wing_color::blue

Question:

Left:

Right:

Answer:

Left
 Right
 None

Reset













Save and Next

Next List

Back

Figure 7: Annotation Interface for CUB-200-2011.

Left: *Pseudanthias_tuka*
Right: *Pseudanthias_pascalus*

 <p><input type="radio"/> Left <input type="radio"/> Right <input checked="" type="radio"/> None</p> <p>0031.jpg</p>	 <p><input type="radio"/> Left <input type="radio"/> Right <input checked="" type="radio"/> None</p> <p>0019.jpg</p>	 <p><input type="radio"/> Left <input type="radio"/> Right <input checked="" type="radio"/> None</p> <p>0054.jpg</p>	 <p><input type="radio"/> Left <input type="radio"/> Right <input checked="" type="radio"/> None</p> <p>0041.jpg</p>
 <p><input type="radio"/> Left <input checked="" type="radio"/> Right <input type="radio"/> None</p> <p>0027.jpg</p>	 <p><input type="radio"/> Left <input type="radio"/> Right <input checked="" type="radio"/> None</p> <p>0033.jpg</p>	 <p><input type="radio"/> Left <input type="radio"/> Right <input checked="" type="radio"/> None</p> <p>0050.jpg</p>	 <p><input checked="" type="radio"/> Left <input type="radio"/> Right <input type="radio"/> None</p> <p>0044.jpg</p>
 <p><input type="radio"/> Left <input type="radio"/> Right <input checked="" type="radio"/> None</p> <p>0040.jpg</p>	 <p><input type="radio"/> Left <input type="radio"/> Right <input checked="" type="radio"/> None</p> <p>0056.jpg</p>	 <p><input type="radio"/> Left <input type="radio"/> Right <input checked="" type="radio"/> None</p> <p>0034.jpg</p>	 <p><input type="radio"/> Left <input type="radio"/> Right <input checked="" type="radio"/> None</p> <p>0009.jpg</p>


Question:

Left:

Right:

Answer:
 Left
 Right
 None


Figure 8: Annotation Interface for Wildfish++.



WCFW


Left
 Right
 None

3a8a2d38d8e3d16b2ca9



Left
 Right
 None


badb9c0f2ba832076e6a



WCFW


Left
 Right
 None

67f807cdadb96ebc9e59




WCFW

Left
 Right
 None




Left
 Right
 None



Left
 Right
 None


0d25b761d9b146cfa820



ECCO FASHION

Left
 Right
 None

2e0668607ef88383e3fa



WESTERN CANADIAN FASHION WEEK

Left
 Right
 None

e9394b022e6a183812ed

Question:

Which coat's fit is more curved?
 Which coat's fit is more regular?


Left: Right:

Answer:

Left
 Right
 None

Reset
Save and Next
Next List
Back

Figure 9: Annotation Interface for Fashionpedia.



monitor

Question: Which monitor is closer to the camera?

Left: 620.jpg

Right: 553.jpg

Answer:

- Left
- Right
- None


Reset

Save and Next

Next List


Back

Figure 10: Annotation Interface for NYU-Depth V2.




Left
 Right
 None

200840.jpg




Left
 Right
 None

047769.jpg




Left
 Right
 None

202299.jpg




Left
 Right
 None

114872.jpg




Left
 Right
 None

101270.jpg




Left
 Right
 None

043282.jpg




Left
 Right
 None

008254.jpg




Left
 Right
 None

135843.jpg



Left
 Right
 None

069899.jpg



Left
 Right
 None

109406.jpg

Question: Which person smiles more?







Left:

Right:

Answer:

Left
 Right
 None

Figure 11: Annotation Interface for CelebA.

		
<input type="radio"/> Left <input type="radio"/> Right <input checked="" type="radio"/> None	<input type="radio"/> Left <input type="radio"/> Right <input checked="" type="radio"/> None	<input checked="" type="radio"/> Left <input type="radio"/> Right <input type="radio"/> None
im1529.png	im153.png	im1530.png
		
<input type="radio"/> Left <input type="radio"/> Right <input checked="" type="radio"/> None	<input type="radio"/> Left <input type="radio"/> Right <input checked="" type="radio"/> None	<input type="radio"/> Left <input checked="" type="radio"/> Right <input type="radio"/> None
im1531.png	im1532.png	im1533.png

Question:

Left:

Right:

Answer:

Left
 Right
 None

Figure 12: Annotation Interface for FER-2013.

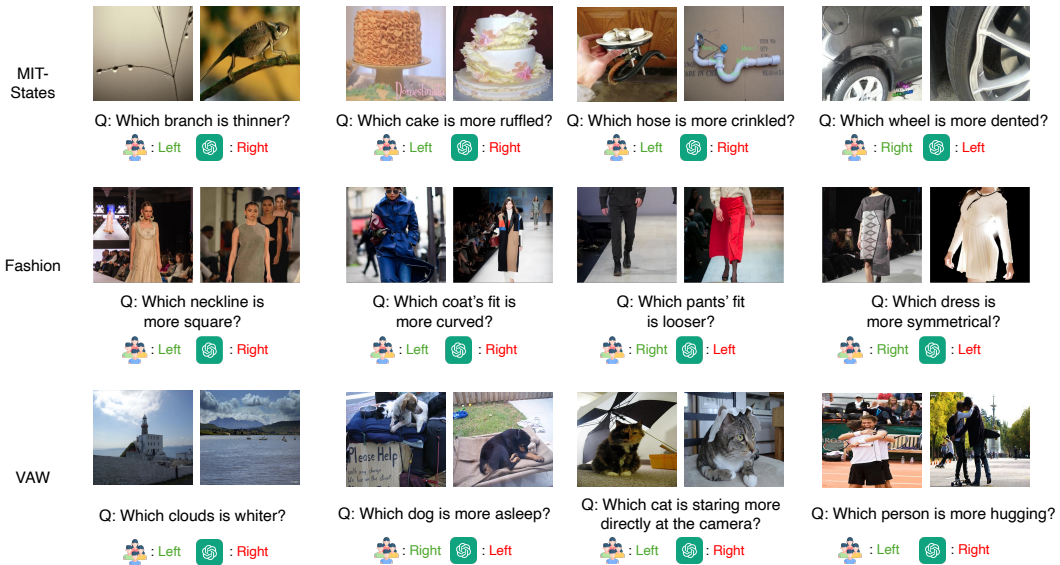


Figure 13: Qualitative examples on MIT-States [24], Fashionpedia [26], and VAW [47].

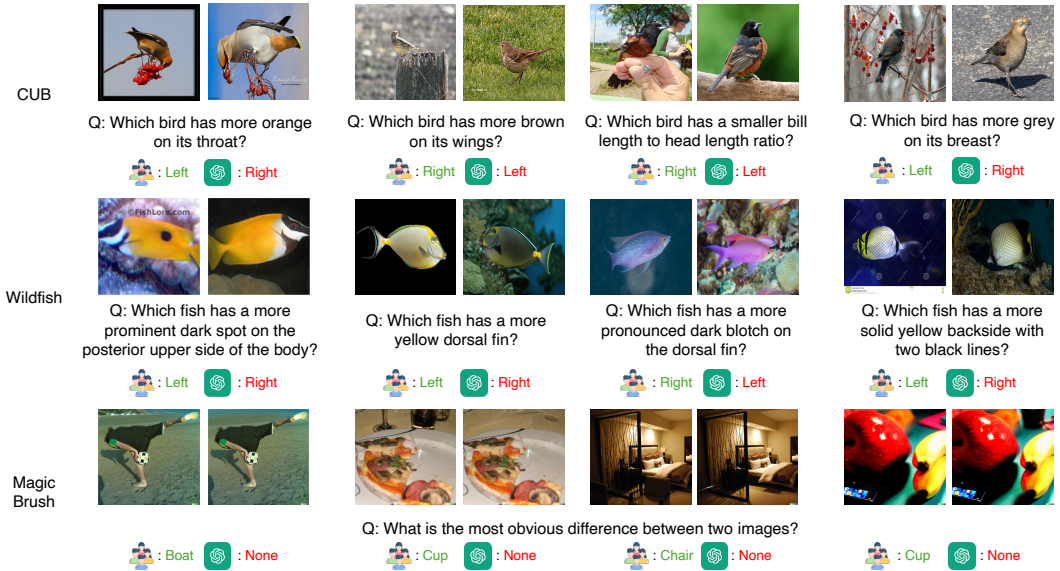


Figure 14: Qualitative examples on CUB-200-2011 [60], Wildfish++ [70], and MagicBrush [66].

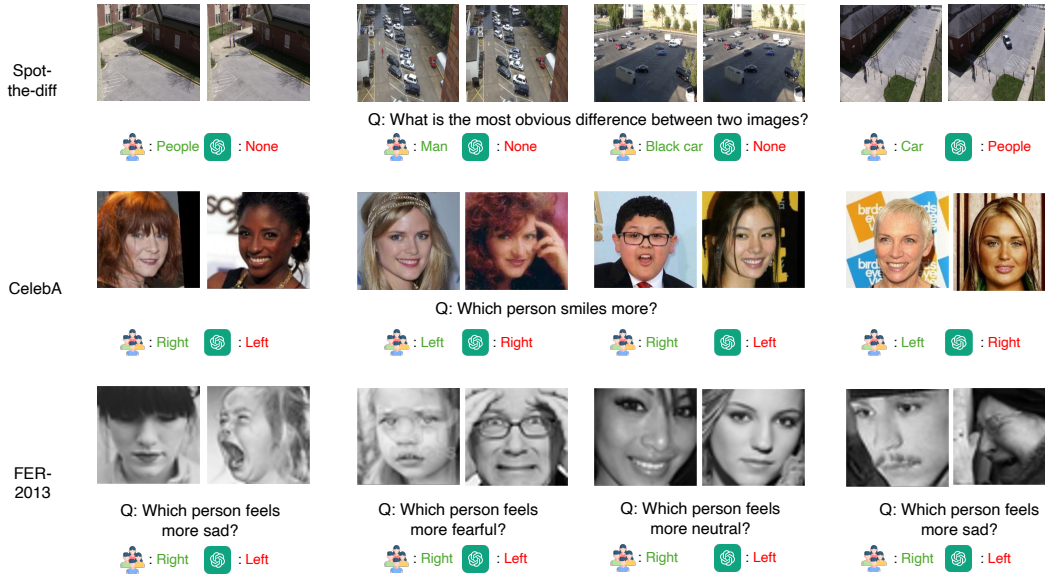


Figure 15: Qualitative examples on Spot-the-diff [25], CelebA [35], and FER-2013 [20].

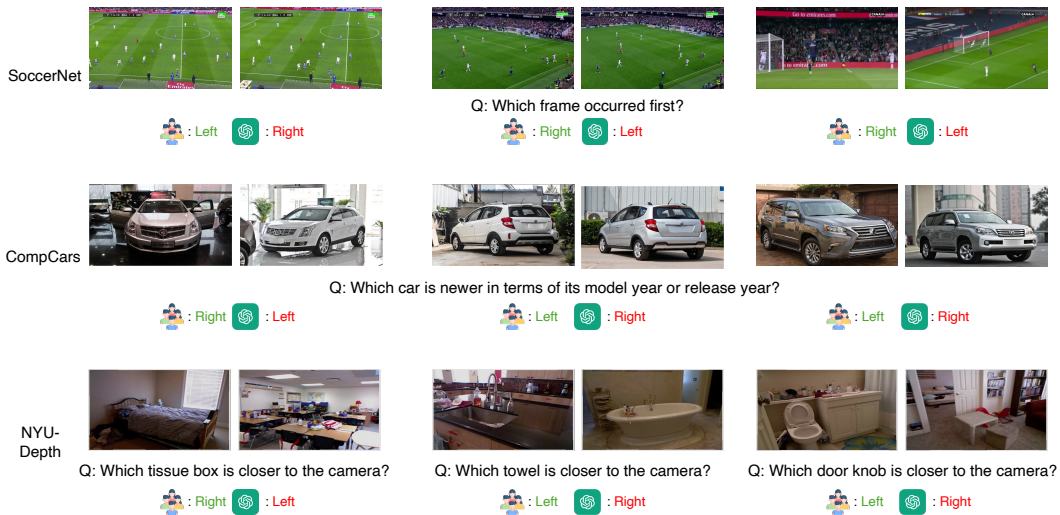


Figure 16: Qualitative examples on SoccerNet [19], CompCars [64], and NYU-Depth V2 [55].

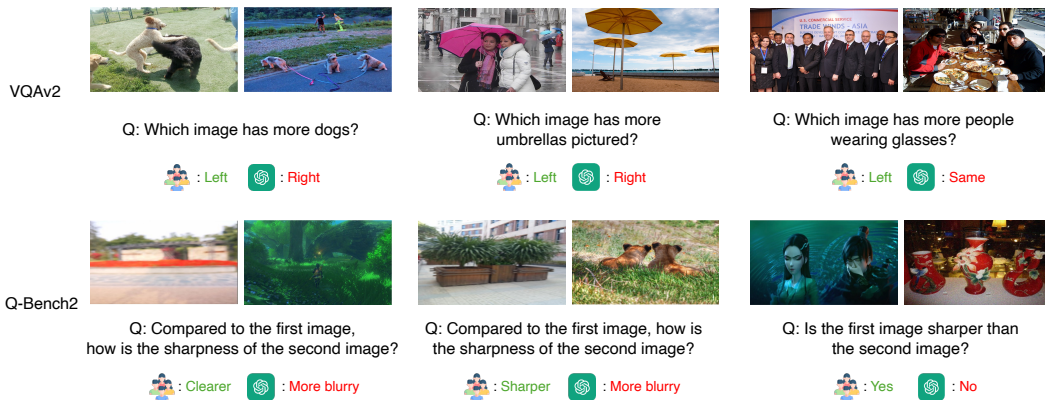


Figure 17: Qualitative examples on VQAv2 [21] and Q-Bench2 [67].

Checklist

1. For all authors...
 - (a) Do the main claims made in the abstract and introduction accurately reflect the paper’s contributions and scope? [\[Yes\]](#)
 - (b) Did you describe the limitations of your work? [\[Yes\]](#) See discussions in Suppl.
 - (c) Did you discuss any potential negative societal impacts of your work? [\[Yes\]](#) See discussions in Suppl.
 - (d) Have you read the ethics review guidelines and ensured that your paper conforms to them? [\[Yes\]](#)
2. If you are including theoretical results...
 - (a) Did you state the full set of assumptions of all theoretical results? [\[N/A\]](#)
 - (b) Did you include complete proofs of all theoretical results? [\[N/A\]](#)
3. If you ran experiments (e.g. for benchmarks)...
 - (a) Did you include the code, data, and instructions needed to reproduce the main experimental results (either in the supplemental material or as a URL)? [\[Yes\]](#) See details in Suppl.
 - (b) Did you specify all the training details (e.g., data splits, hyperparameters, how they were chosen)? [\[Yes\]](#) See details in Suppl.
 - (c) Did you report error bars (e.g., with respect to the random seed after running experiments multiple times)? [\[No\]](#) Most of our experiments are evaluating existing MLLM models.
 - (d) Did you include the total amount of compute and the type of resources used (e.g., type of GPUs, internal cluster, or cloud provider)? [\[Yes\]](#) See details in Suppl.
4. If you are using existing assets (e.g., code, data, models) or curating/releasing new assets...
 - (a) If your work uses existing assets, did you cite the creators? [\[Yes\]](#)
 - (b) Did you mention the license of the assets? [\[Yes\]](#) See details in Suppl.
 - (c) Did you include any new assets either in the supplemental material or as a URL? [\[Yes\]](#) We curated new annotations.
 - (d) Did you discuss whether and how consent was obtained from people whose data you’re using/curating? [\[Yes\]](#) See discussions in Suppl.
 - (e) Did you discuss whether the data you are using/curating contains personally identifiable information or offensive content? [\[Yes\]](#) See discussions in Suppl.
5. If you used crowdsourcing or conducted research with human subjects...
 - (a) Did you include the full text of instructions given to participants and screenshots, if applicable? [\[N/A\]](#)
 - (b) Did you describe any potential participant risks, with links to Institutional Review Board (IRB) approvals, if applicable? [\[N/A\]](#)
 - (c) Did you include the estimated hourly wage paid to participants and the total amount spent on participant compensation? [\[N/A\]](#)