

# PyBench: Evaluating LLM Agent on various real-world coding tasks

Yaolun Zhang<sup>1\*†</sup>, Yinxu Pan<sup>2\*</sup>, Yudong Wang<sup>2\*</sup>, Jie Cai<sup>2</sup>  
Zhi Zheng<sup>2</sup>, Guoyang Zeng<sup>2</sup>, Zhiyuan Liu<sup>3</sup>,

<sup>1</sup>School of Statistics, Renmin University of China

<sup>2</sup>ModelBest Inc.

<sup>3</sup>Department of Computer Science and Technology, Tsinghua University.

{zhangyaolun5}@ruc.edu.cn

{panyinxu, wangyudong, caijie, zhengzhi, zengguoyang}@modelbest.cn

{liuzy}@tsinghua.edu.cn

## Abstract

The LLM Agent, equipped with a code interpreter, is capable of automatically solving real-world coding tasks, such as data analysis and image editing. However, existing benchmarks primarily focus on either simplistic tasks, such as completing a few lines of code, or on extremely complex and specific tasks at the repository level, neither of which are representative of various daily coding tasks. To address this gap, we introduce **PyBench**, a benchmark encompassing five main categories of real-world tasks, covering more than 10 types of files. Given a high-level user query and related files, the LLM Agent needs to reason and execute Python code via a code interpreter for a few turns before making a formal response to fulfill the user's requirements. Successfully addressing tasks in PyBench demands a robust understanding of various Python packages, superior reasoning capabilities, and the ability to incorporate feedback from executed code. Our evaluations indicate that current open-source LLMs are struggling with these tasks. Hence, we conduct analysis and experiments on four kinds of datasets proving that comprehensive abilities are needed for PyBench. Our fine-tuned 8B size model: **PyLlama3** achieves an exciting performance on PyBench which surpasses many 33B and 70B size models. Our Benchmark, Training Dataset, and Model are available at: <https://github.com/Mercury7353/PyBench>

## 1 Introduction

*The best tool is the one that gets the job done.* Enormous real-world tasks like data analysis and image & audio processing can be solved by code. Among many programming languages, Python stands out for its simplicity, ease of use, extensive libraries, and high compatibility, making it a widely used tool for daily tasks. However, individuals often need to invest significant time in learning how to

\*Equal contribution.

†Work done during internship at ModelBest Inc.

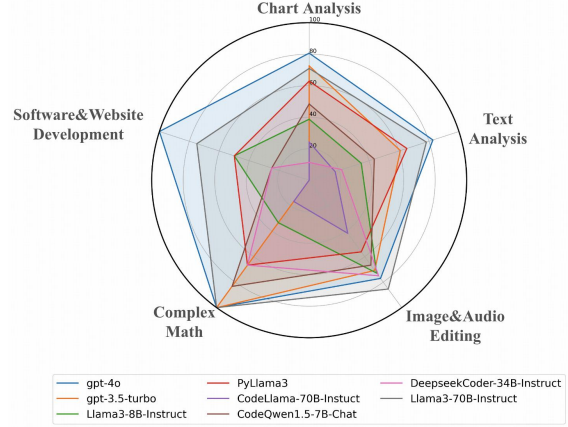


Figure 1: An Overview of LLMs' performance on *PyBench*

use extension packages, even if they are already highly proficient in Python itself. Thanks to LLM's powerful code capabilities, it can act as an automatic agent (Wang et al., 2024a; Park et al., 2023; Qin et al., 2023) writing and executing code to solve a wide spectrum of real-world tasks.

However, current LLM code benchmarks have not covered the real-world task area. HumanEval (Chen et al., 2021) and MBPP (Austin et al., 2021) focus on function complement and simple Python problems, which could not evaluate the usefulness of LLM Agent.

Although benchmarks such as DS-1000 (Lai et al., 2023), DevBench (Li et al., 2024), and SWE-Bench (Jimenez et al., 2023) focus on repository-level coding issues, they assess the ability of LLMs to use and manage specific codebases. These tasks are relatively narrow in scope and inherently limited, deviating from practical daily application scenarios and being overly complex for routine use.

To address the lack of benchmarks for real-world coding tasks, we introduce *PyBench*, a comprehensive and versatile benchmark designed to evaluate the practical coding abilities of LLMs. Specifically, we formulated real-world coding tasks into 5 main

categories: Chart Analysis, Text Analysis, Image & Audio Editing, Complex Math, and Software & Website Development. Each category consists of comprehensive subclasses of tasks, reflecting real-world situations. Related files are collected for each subclass, and queries are tailored for the content of files. For the quantitative evaluation of *PyBench* tasks, we create a set of unit tests to verify whether the tasks are solved successfully. We also employ GPT-4 as a judge to evaluate the solutions and calculate the Average Turns as a measure of problem-solving efficiency. We evaluate 3 types of models on *PyBench*: Closed-source LLMs, 70B, 33B, and 7B size Open-source LLMs, and Code LLMs specifically tailored for coding tasks. The evaluation results indicate most LLMs struggle to solve *PyBench* tasks.

Consequently, we collect and synthesize four datasets: the homologous training dataset, multi-turn code interaction dataset, multi-turn chat dataset, and code-rich corpus for continued pre-training. We then conduct a series of analyses and experiments to figure out what are necessary abilities to solve the *PyBench* tasks and how to improve the LLM performance on real-world coding tasks. The result demonstrates merely homologous data could not help the base model adapt to real-world coding tasks. The multi-turn code interaction dataset significantly enhances comprehensive capabilities. Specifically, the multi-turn chat dataset boosts performance in Chart Analysis, while continued pre-training on a code-rich corpus improves Text Analysis. Trained on these datasets, our fine-tuned 8B size model PyLlama3 surpasses Llama3-8B-Instruct on *PyBench*.

In summary, our contributions are as follows:

- We construct **PyBench**, the first comprehensive benchmark for evaluating LLM Agents on real-world coding tasks. PyBench includes real-world files and related queries, covering a wide range of daily situations and file types.
- We present PyBench tasks that necessitate the agent’s comprehensive capabilities. Using only homologous data is inadequate for adapting base models to real-world coding tasks. The agent’s ability for multi-turn interaction is crucial, and continued pre-training on a code-rich corpus is also beneficial.
- We conduct continued pre-training of Llama3-8B-Base on a code-rich corpus and fine-

tune it on homologous, multi-turn code, and multi-turn chat datasets. Our **PyLlama3** model achieves outstanding performance on PyBench.

## 2 Related Works

### 2.1 Benchmark on coding ability

Many existing benchmarks focus on LLM’s code ability. HumanEval (Chen et al., 2021) and MBPP (Austin et al., 2021) are two widely recognized benchmarks primarily evaluating LLM’s ability to complete functions or solve simple Python problems. HumanEval-X, HumanEval+, and MBPP+ (Zheng et al., 2024a; Liu et al., 2023a) extend the benchmarks by adding multilingual and plenty of extra tests. APPS (Hendrycks et al., 2021) focuses on writing code from natural language description. TACO (Li et al., 2023) builds a more complex benchmark evaluating LLM on algorithmic code tasks. MINT (Wang et al., 2023a) and  $M^3$ ToolEval (Wang et al., 2024b) aim to evaluate models’ multi-turn interaction code ability, with tools or human feedback. There are also extremely complex and hard benchmarks evaluating LLMs on software development (Qian et al., 2023; Hong et al., 2023), code repository issues (Jimenez et al., 2023; Li et al., 2024), and data science tasks (Lai et al., 2023). However, these benchmarks are all limited to specific scenarios. To the best of our knowledge, no existing benchmark evaluates LLM Agent on real-world coding tasks with various situations.

### 2.2 Code LLMs

Previous works enhance LLM’s coding ability through various methods. OpenCodeInterpreter (Zheng et al., 2024b) introduces the CodeFeedback dataset and a code execution system with feedback, the fine-tuned model achieves a great performance on coding benchmarks. CodeAct (Wang et al., 2024b) uses executable Python code to unify LLM agents’ action space, enabling sophisticated task execution through multi-turn interactions. NextT (Ni et al., 2024) teaching LLM reasoning the execution process of code step by step, effectively improving the code quality. WizardCoder (Luo et al., 2023), Magicoder (Wei et al., 2024), and AlchemistCoder (Song et al., 2024) build effective fine-tuning datasets from massive and multi-source data to train advanced code LLMs. Pre-training on code-rich data is also a good method to help

Category	Subclass	Relative Python Packages
Chart Analysis	Data Preprocessing, Data Visualization, Machine Learning...	pandas, numpy, sklearn, matplotlib...
Text Analysis	Text Based QA, Theme Analysis, Wordcloud...	jieba, wordcloud, PyPDF2...
Image & Audio Editing	Image Generation, Sound Feature Extraction...	opencv, PIL, pydub...
Complex Math	Large Number Calculation, Calculus...	numpy, scipy...
Software & Website Development	Game Design, Website Design...	pygame, bs4...

Table 1: Type of tasks and related Python packages of *PyBench*. We only select commonly used Python packages for these tasks, though other Python packages may also be used for specific tasks.

LLM coding. CodeQwen (Bai et al., 2023) and Deepseek-Coder (Guo et al., 2024; DeepSeek-AI et al., 2024) develop specialized models for coding by continuing to pre-train on code data and employing supervised fine-tuning strategies.

### 2.3 LLM Agent for real-world tasks

LLM as Agent is a great (Qian et al., 2023; Park et al., 2023; Chen et al., 2024) attempt utilizing LLM in real-world tasks. ReAct (Yao et al., 2022) first introduced Agent’s Reasoning and Action Format. Previous works design many frameworks that build and organize LLM Agents to complete real-world coding tasks. MetaGPT (Hong et al., 2023) ChatDev (Qian et al., 2023), DataInterpreter (Hong et al., 2024), and MatplotAgent (Yang et al., 2024) employ agents to complete software development or data science tasks. AgentCoder (Huang et al., 2023) focuses on simple code complement tasks. Furthermore, some general multi-agent systems try to adapt agents to various tasks (Chen et al., 2023b,a; Wang et al., 2023b).

## 3 PyBench

Coding is a core skill for LLM Agents. When the agent needs to solve real-world coding tasks, it should not only write executable code but also utilize the results of execution to guide subsequent actions and interact with files. Python is a powerful programming language with almost 4 million packages, capable of covering almost all real-world coding tasks. Therefore, we propose building *PyBench* to evaluate the LLM agent’s ability in reasoning, writing executable Python code, and utilizing code results.

### 3.1 Task Formulation

We first define what kinds of tasks need to be solved as a truly helpful LLM Agent equipped with a Python code interpreter. Given a user query  $q$  described in natural language and the related file  $F_{in}$ , the Agent need to generate a formal answer  $Ans$  to user query and output file  $F_{out}$ , which fulfill the user’s requirement:

$$Ans, F_{out} = A(q, F_{in}) \quad (1)$$

where  $A$  is the LLM Agent equipped with a code interpreter. To be specific, the query  $q$  from users can be very high level, reflecting common occurrences in daily life where users may not have precise requirements. The related file  $F_{in}$  contains various types of data such as chart, text, audio, image, etc., showcase the LLM Agent should adapt to various real-world coding tasks.

### 3.2 Task Categories

In the realm of practical coding applications, the LLM Agent is required to autonomously tackle a diverse array of real-world coding challenges. To ensure a comprehensive evaluation of its capabilities, we have meticulously curated five main categories of real-world coding tasks. Each category is designed to test the LLM Agent’s proficiency across a broad spectrum of scenarios, ranging from data analysis to software development. Table 1 demonstrates these categories:

**Chart Analysis.** In the digital age, the ability to efficiently analyze and interpret data is indispensable. This category focuses on tasks that involve handling *csv* or *xlsx* files for various purposes such as data preprocessing, transformation, visualization, and the application of machine learning algorithms (Hong et al., 2024; Yang et al., 2024). The output

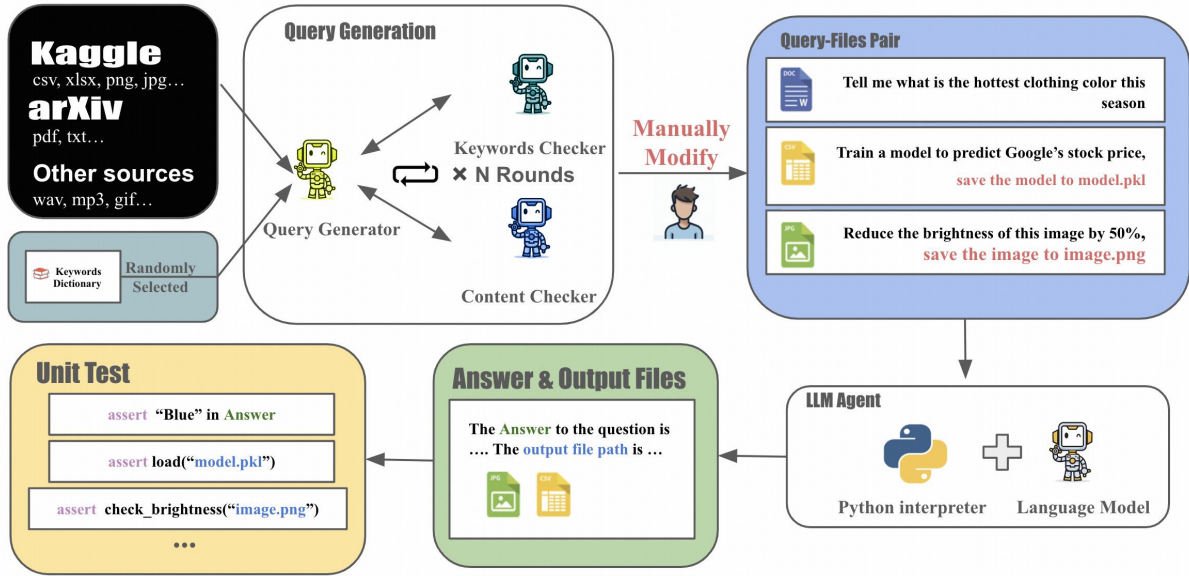


Figure 2: The construction and evaluation workflow of *PyBench*

from the LLM Agent includes detailed analytical reports, visual representations, or even trained machine learning models in *pkl* or *joblib* formats.

**Text Analysis.** This category encompasses tasks related to processing *txt* and *pdf* files, including summarization, keyword extraction, word cloud generation, and thematic analysis.

**Image & Audio Editing.** As visual content becomes increasingly prevalent, the demand for personalized image-processing solutions rises. This category evaluates the LLM Agent’s ability to manipulate images in *png* and *jpg* formats through various techniques such as saturation adjustment, merging, cropping, and generating QR codes from scratch. Parallel to image processing, this category also focuses on the manipulation of audio files (e.g. *mp3* and *wav*). Tasks include volume control, audio trimming, and the creation of audio visualizations, reflecting the diverse needs of users in the realm of audio content creation and modification.

**Complex Math.** Beyond the capabilities of basic calculators or the Chain of Thought methodology (Wei et al., 2022), this category presents challenges involving large-scale computations, polynomial equation solving, and advanced calculus. It is designed to test LLM Agents’ ability to navigate and solve intricate mathematical problems via a code interpreter.

**Website & Software Development.** This category is dedicated to the practical application of coding skills in the development of personal websites and simple software projects, such as a Pac-Man game.

It assesses the LLM Agent’s ability to translate user requirements into functional and interactive applications, showcasing its versatility and creativity in software development (Hong et al., 2023; Qian et al., 2023).

### 3.3 Data Collection

We collect and filter the files in *PyBench* from two main sources.

**Kaggle Data.** Kaggle is a great platform for machine learning, which contains massive datasets. We obtained *csv* and *xlsx* data on Kaggle through web crawlers. There are two principles of filtering the files. Firstly, the files should not be too large, considering the limited memory in the test environment. Secondly, the data tables must contain multiple columns with clear meaning, simulating commonly used files.

**arXiv Data.** We collect *pdf* and *txt* from arXiv. The papers on arXiv are high-quality text with a clear theme and structure, which is suitable for text-based QA, Theme Analysis, and drawing word clouds.

**Other Sources Data.** For other file types, we responsibly collect files, including *png*, *jpeg*, *gif*, *mp3*, and *wav* from the internet, ensuring that all content respects copyright laws, protects user privacy, and is free from harmful elements.

### 3.4 Task Generation

The queries in *PyBench* must be precisely related to files and diverse to ensure comprehensive cov-



erage. To generate these queries, we designed a multi-agent cooperation mechanism with manual checks. Figure 2 illustrates the *PyBench* construction workflow.

First, we prepare lists of keywords for each subclass in a category, forming a keywords dictionary for each category (Eldan and Li, 2023). The type of file determines which category the task belongs to. Given the initial lines of a file and randomly selected keywords from the related category’s dictionary, the Query Generator selects appropriate keywords that align with the file content and compose a query.

Next, a Keywords Checker and a Content Checker verify if the query aligns with the file content and the selected keywords. Feedback from these checkers is used to refine the query. Once both checkers approve, the query undergoes manual editing to clarify the output format and file path. If the Query Generator fails to produce a proper query within 5 rounds, these files will be skipped.

Queries that pass all checks are paired with their related files to form a query-file pair, which constitutes a task in *PyBench*.

### 3.5 Evaluation

#### 3.5.1 Trajectory Generation

**Equip LLM Agent with Code Interpreter.** We equipped each LLM with a code interpreter to execute Python code written by the LLM and provide feedback on the execution results. Previous works on LLM tool usage (Qin et al., 2023) typically used tools in a function-calling format. Inspired by (Wang et al., 2024b), which uses code as an action and outperforms alternatives, we designed two special tokens: `<|execute_start|>` and `<|execute_end|>` to help the LLM use the code interpreter more effectively. Appendix D shows the different performance of the two formats.

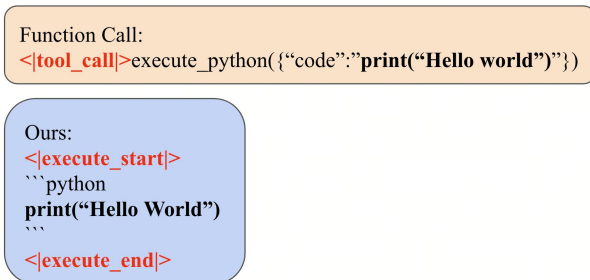


Figure 3: Function Call vs. Our Code Interpreter Format

**Reasoning and Action.** Given the task descrip-

tion and the uploaded file path, the LLM Agent is prompted to analyze the current situation and plan its actions before writing executable code (Yao et al., 2022). The code will be executed in a pre-defined Python environment (with commonly used packages). The result of the code, whether is an output or an error message, will serve as feedback to the LLM. The LLM will follow the loop until it fulfills the task or reaches a maximum step limit (default set to 10). Figure 4 detailed this process.

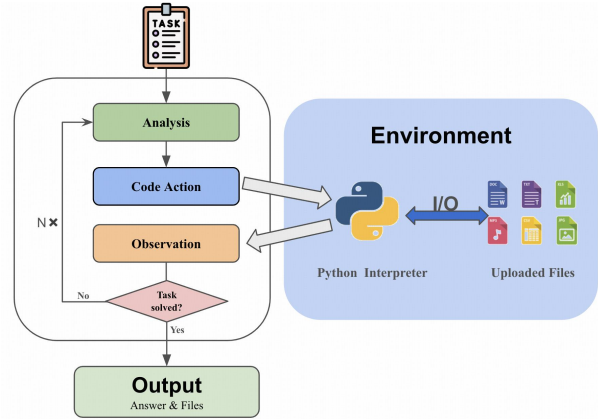


Figure 4: Generating Trajectory Data by ReAct

#### 3.5.2 Unit Test

To objectively and effectively test whether the LLM Agent has completed a task, we have implemented a unit test for each task in *PyBench*. For tasks with a fixed answer, we verify whether the Agent provides a final response that contains the correct answer. For tasks requiring a file output, such as cleaned datasets or edited images and audio, we check whether the output files meet the specified requirements. For tasks without a fixed answer, such as generating a word cloud or a website, we verify the existence of the output files. Detailed in Appendix C

#### 3.5.3 LLM as Evaluator

Although unit tests are convenient and objective, they may fail to comprehensively evaluate open-ended tasks, such as assessing the coherence and fluency of text output by large models. Therefore, we also employ an LLM (GPT-4o) as an evaluator to provide pass-or-fail decisions for each trajectory, serving as an alternative to unit tests. Appendix A.4 provides the detailed prompt used for the LLM evaluator.

#### 3.5.4 Evaluation Metrics

There are three evaluation metrics in *PyBench*.

Datasets	Instructions	Turns per Traj.				Tokens per Traj.
		$\leq 3$	4to6	7to9	$\geq 10$	
CodeFeedback	66383	41696	21583	2923	181	1503.93
CodeActInstruct	7139	3482	3567	0	0	1165.03
PyInstruct	3091	1234	1644	164	49	2017.15

Table 2: Statistics of *CodeFeedback*, *CodeActInstruct*, and *PyInstruct*. Token statistics are computed by using Llama-2 tokenizer.

**Pass Rate (UT).** The percentage of passed tasks evaluated by unit tests.

**Pass Rate (LLM).** The percentage of passed tasks evaluated by the LLM Evaluator.

**Average Turns.** The number of steps taken to complete each task. If a task fails, the number of turns is set to the maximum turn limit (10 turns).

#### 4 Fine-tuning LLM Agent for Real World Coding Task

In order to figure out what kind of capabilities are required and what training data could help enhance the LLM Agent’s performance on *PyBench*, we collect 4 datasets enhancing the Agent’s abilities in planning, coding, and multi-turn interaction.

**Homologous dataset.** Intuitively, homologous datasets could enhance performance on the same task to be solved. Hence, we employ GPT-3.5-turbo to synthesize trajectories. The process is similar to the generation method without manually checking queries and using different files. We synthesized 3091 trajectory data covering every task class in *PyBench* to construct *PyInstruct*.

**Multi-turn of code interaction dataset.** Most of the tasks in *PyBench* need multi-turn interaction with the Python code interpreter. It will provide feedback on code execution results or error trace-back messages, which should be fully leveraged by the LLM Agent. There are several existing datasets aiming at enhancing LLM’s ability. *CodeActInstruct* (Wang et al., 2024b) focuses on improving LLM’s abilities in various multi-turn tasks such as information seeking, software tool usage, external memory access, and robot planning, all executed in the format of Python code. *CodeFeedback* (Zheng et al., 2024b) filters open-source code instruction data and converts them into multi-turn code with execution results. We repurpose the data by “equipping” our special token for the Python code interpreter. These datasets may help enhance LLM’s ability to utilize code feedback. Table 2 shows the statistics information of *CodeFeedback*,

*CodeActInstruct*, and *PyInstruct*.

**Multi-turn chat dataset.** Additionally, in *PyBench*, the LLM Agent is expected to comprehend the user’s instructions and provide a formal response upon completing the task. High-quality multi-turn chat is also crucial for a Code Agent. *UltraChat* (Ding et al., 2023) is a large-scale dataset comprising 1.5 million high-quality multi-turn instructional dialogues, specifically designed to improve the performance of open-source conversational models, which is perfectly aligned with our requirements.

**Code-Rich corpus.** The foundation ability of a code agent is the quality and correctness of its code. We assume that continue pre-train on code-rich corpus could contribute to solving *PyBench* tasks. *The-stack-v2* (Lozhkov et al., 2024) introduces a code-rich corpus of Jupyter notebooks, which contains 11 million lines.

After collecting the four types of datasets, we conducted a series of experiments to figure out what are necessary abilities to solve the *PyBench* tasks and how to improve the LLM performance on real-world coding tasks.

## 5 Experiment

### 5.1 Main Result on PyBench

**Testing Evaluation Setup.** Firstly, we prepare a conda environment equipped with 182 commonly used Python packages (Detailed in Appendix F). The max turn is set to  $k = 10$ . We prompt the LLM to use code interpreter and follow ReAct (Yao et al., 2022) format. (Appendix A.4) The code in LLM’s response will be extracted and the execution result will return to LLM. After getting the trajectory and output files, we calculate the pass rate through the unit test set (UT) and LLM Evaluator set (LLM). We also adopt other benchmarks to test the model’s basic code ability, including HumanEval (Chen et al., 2021) and HumanEval+ (Liu et al., 2023a) for single-turn code generation, and MBPP (Austin et al., 2021) and MBPP+ (Liu et al., 2023a) for

Models	Params.	PyBench								HumanEval(+)	MBPP(+)
		Pass Rate(LLM)			Pass Rate(UT)				Avg Turns		
		Chart.	Text.	Image.	Math.	Software.	Overall				
Closed-source Models											
GPT-3.5 Turbo	-	58.3	72.6	60.9	70.8	100.0	0.0	62.9	5.2	78.6(70.7)	82.5(69.7)
GPT-4o	-	<b>81.8</b>	<b>80.6</b>	<b>82.6</b>	77.1	100.0	100.0	79.7	<b>4.3</b>	<b>91.5</b> (85.4)	<b>91.2</b> (76.6)
GPT-4o-mini	-	67.1	77.4	69.6	<b>87.5</b>	100.0	100.0	<b>81.1</b>	4.5	87.2(85.4)	90.5(76.5)
70B size											
Llama3-Instruct	70B	<b>80.2</b>	<b>38.7</b>	<b>34.8</b>	<b>72.9</b>	33.3	50.0	<b>78.3</b>	<b>4.0</b>	<b>77.4(72.0)</b>	<b>82.3(69.0)</b>
CodeLlama-Instruct	70B	26.6	24.2	17.4	41.7	16.7	0.0	37.8	7.5	72.0(65.9)	62.2(51.2)
Deepseek-llm-chat	67B	39.4	21.0	17.4	37.5	33.3	25.0	26.6	9.2	67.7(58.5)	62.2(50.5)
33B size											
Deepseek-coder-Instruct	33B	35.3	22.6	0.0	4.2	16.7	0.0	37.0	6.7	81.1(75.0)	80.4(70.1)
CodeLlama-Instruct	34B	9.6	8.1	13.0	0.0	16.7	0.0	6.3	8.9	51.8(43.9)	69.3(56.3)
Yi-1.5-Chat-16K	34B	44.2	33.9	34.8	56.3	50.0	0.0	41.3	9.0	58.8(53.4)	77.5(63.6)
Qwen-1.5-Chat	32B	43.0	12.9	39.1	10.4	50.0	75.0	19.6	9.3	58.5(55.5)	66.1(56.1)
Gemma-2-Instruct	27B	<b>66.1</b>	<b>58.1</b>	<b>56.5</b>	<b>87.5</b>	<b>83.3</b>	75.0	<b>69.2</b>	<b>5.0</b>	49.4(45.7)	73.3(61.1)
7B size											
Llama3-Instruct	8B	49.7	43.5	26.1	72.9	66.7	50.0	49.7	6.7	61.6(56.7)	70.1(59.3)
Mistral-Instruct-v0.2	7B	17.5	17.7	17.4	18.8	16.7	0.0	17.5	8.9	35.4(30.5)	31.0(24.1)
Gemma-2-Instruct	9B	41.7	37.1	30.4	70.1	83.3	50.0	49.7	7.2	55.5(48.8)	66.1(56.1)
Qwen2-Instruct	7B	57.8	59.7	47.8	58.3	83.3	<b>75.0</b>	58.7	<b>5.9</b>	64.6(61.0)	62.3(52.3)
CodeQwen1.5-chat	7B	49.2	48.4	43.5	66.7	83.3	25.0	54.5	7.9	<b>83.5(78.7)</b>	<b>79.4(69.0)</b>
CodeActAgent-Llama2	7B	12.4	16.1	21.7	20.8	33.3	0.0	18.9	8.1	18.9(15.2)	22.8(18.3)
CodeActAgent-Mistral-7B v0.1	18.8	17.7	4.3	20.8	16.7	0.0		16.1	8.8	28.7(26.8)	43.9(35.4)
OpenCodeInterpreter-DS	6.7B	25.0	11.3	21.7	<b>75.0</b>	66.7	25.0	51.7	6.8	77.4(73.8)	80.2(66.4)
InternLM2_5-chat	7B	17.5	32.3	13.0	4.17	50.0	25.0	20.27	9.84	57.3(51.2)	61.6(51.5)
PyLlama3(w/o cpt)	8B	56.7	58.0	52.2	73.0	50.0	50.0	58.7	6.3	54.3(48.2)	59.5(50.3)
PyLlama3	8B	<b>73.4</b>	<b>62.9</b>	<b>65.2</b>	56.3	66.7	50.0	<b>60.8</b>	6.1	57.3(48.2)	62.2(51.1)

Table 3: The main result table. We test closed-source models, 70B size models, 33B size models, and 7B size models. We bold the best results for each size model’s results.

simple Python programming problems.

**Results on PyBench.** Table 3 shows our main experiment result. GPT-4o scored highly in all five tasks, showing its great ability. However, models including CodeLlama-Instruct-70B, Deepseek-coder-Instruct-33B, and CodeLlama-Instruct-33B, although trained on code corpus and perform well on HumanEval and MBPP, struggle to solve *PyBench* tasks, proving that code ability does not always lead to a good score on *PyBench*. Most of the advanced 7B size models can only solve about 50% of tasks in *PyBench*. Our *PyLlama3*, with con-

tinued pre-train and fine-tuning on related datasets, surpasses Llama3-8B-Instruct on Chart Analysis, Text Analysis, and Complex Math.

**Coding ability is the foundation.** CodeActAgent-Llama-2-7b and CodeActAgent-Mistral-7b-v0.1(Wang et al., 2024b), although trained on CodeActInstruct, who teach LLM Agent use tools in code format, have the weakest performance on *PyBench*. The failure might be caused by low performance on basic coding ability benchmarks: HumanEval and MBPP. The result illustrates basic code ability and the foundation to solve real-world

PyInst.	Code.	UltraCh.	Jupyter.	Pass Rate(UT)					
				Chart.	Text.	Image.	Math.	Software.	Over All
✓	✗	✗	✗	3.2	13.0	6.3	50.0	25.0	8.4
✗	✓	✗	✗	40.3	26.1	58.3	83.3	25.0	45.5
✓	✓	✗	✗	51.6	56.5	60.4	<b>100.0</b>	25.0	56.6
✓	✓	✓	✗	<b>62.9</b>	52.2	56.3	83.3	25.0	58.7
✓	✓	✗	✓	58.0	52.2	<b>73.0</b>	50.0	<b>50.0</b>	59.4
✓	✓	✓	✓	<b>62.9</b>	<b>65.2</b>	56.3	66.7	<b>50.0</b>	<b>60.8</b>

Table 4: Pass Rate (UT) with different training datasets. *PyInst.* stands for *PyInstruct*. *Code.* refers to *Codefeedback* & *CodeActInstruct*. *UltraCh.* means *UltraChat*, and *Jupyter.* indicates continuing pre-training on the Jupyter notebook corpus.

coding tasks in PyBench.

**PyBench evaluates comprehensive abilities of LLM Agent.** A great performance on basic coding benchmarks does not directly lead to equal performance on PyBench. Although Deepseek-coder-Instruct-33B achieved a great score on HumanEval and MBPP, it got a weak score on PyBench. Indicating mere coding ability could not lead to success in real-world coding tasks. PyBench also evaluates the LLM agent’s abilities including planning, multi-turn interaction, leveraging code feedback, and generating formal responses to the user.

**Compare LLM Evaluator and Unit Test.** Table 3 shows that the evaluation results from the LLM and the unit tests are generally consistent, with only minor fluctuations. However, there are significant discrepancies for several models. To investigate this, we randomly selected 60 trajectories from the entire dataset for manual assessment. We found that in over 80% of the cases, the LLM evaluation results were consistent with the unit test results. Nevertheless, in some instances, the LLM evaluator might only determine whether the code executes successfully, without verifying its correctness. In other cases, the tested LLM agent might write code or provide answers that coincidentally pass the unit tests. A detailed analysis of these scenarios is provided in Appendix E.

## 5.2 Analysis on the training dataset

In this section, we conduct ablation studies on training datasets to explore the necessary capabilities for solving *PyBench*.

### 5.2.1 Train Setup

We conduct full-parameter supervised fine-tuning on Llama3-8B with a sequence length of 32768 tokens (Liu et al., 2023b; Roziere et al., 2023; Touvron et al., 2023), ensuring it could handle the content of chart and text files. For each version of the supervised fine-tuning model, we use 32 A100 GPU and train 4000 steps. The learning rate is set as 1e-5 with a 0.05 warm-up ratio and a cosine scheduler. As for the continue pre-trained model, we add an extra 3000 steps to training the corpus.

### 5.2.2 Ablation study

The performance of LLMs on specific tasks can often be enhanced through supervised fine-tuning on homologous datasets, where the model learns exactly what to do in particular situations. Initially, we hypothesized that training the Llama3-8B-base model on *PyInstruct*, 3k homologous trajectories data, would teach the model to handle real-world coding tasks. However, as shown in Table 4, this model struggles with *PyBench* tasks. From the generated trajectories, we observed that the model fails to follow human instructions and even struggles to locate the correct file paths.

To address the drawbacks, we add two multi-turn code interaction datasets: *CodeActInstruct* (Wang et al., 2024b) and *CodeFeedback* (Zheng et al., 2024b). We train the model on these datasets and *PyInstruct*. The result indicated a significant improvement. But when we remove *PyInstruct* and train the model only on *CodeActInstruct* and *CodeFeedback*, the model’s performance suffers a sharp decline in Chart Analysis and Text Analysis,



demonstrating *PyInstruct* can enhance the model’s capability.

Additionally, to further enhance the model’s capabilities, we added *UltraChat* (Ding et al., 2023) in the training datasets and trained the model with the same training settings. However, the result shows adding *UltraChat* only brings improvement to Chart Analysis tasks.

We found that the model still struggles with the usage of some packages and specific techniques for real-world coding tasks. Consequently, we conducted continue pre-train on a Jupyter Notebook corpus (Lozhkov et al., 2024) before fine-tuning on *PyInstruct*, *CodeFeedback*, *CodeActInstruct*, and *UltraChat*. As shown in Table 4, continue pre-train can also bring great improvement to Text Analysis tasks. The continued pretraining model achieves the best performance after fine-tuning on *PyInstruct*, *CodeFeedback*, *CodeActInstruct*, and *UltraChat*, which we named to **PyLlama3**. And the version without continue pre-train is named **PyLlama3(w/o cpt)**.

In conclusion, we figured out PyBench not only requires the model’s basic coding abilities which instruct them to write Python properly but also multi-turn interaction and reasoning abilities to solve real-world tasks.

## 6 Conclusion

In this paper, we propose **PyBench**, a comprehensive benchmark encompassing five main categories that reflect real-world coding situations. Through collecting files and generating related queries, PyBench could evaluate LLM’s usability and efficiency in real-world tasks. After evaluating plenty of LLMs, we find many of them are struggling with real-world coding tasks. We collected and synthesized four datasets and trained **PyLlama3** whose performance surpass many 7B, 33B, and 70B size models. Our ablation studies prove the effectiveness of the datasets, figuring out a way to train a model that could adapt to real-world coding tasks. Solving PyBench tasks means the LLM could interact with the file system with Python code, which symbolizes a great milestone in developing a really usable LLM Agent who can serve as a helpful life assistant for humankind.

## 7 limitations

Our work introduces a comprehensive benchmark: PyBench to evaluate LLM Agent on real-world

coding tasks. Although five main categories are included in PyBench, there are many cases in the real world that have not been covered. The coding problem that uses other coding languages instead of Python is not covered either.

## References

- Jacob Austin, Augustus Odena, Maxwell Nye, Maarten Bosma, Henryk Michalewski, David Dohan, Ellen Jiang, Carrie Cai, Michael Terry, Quoc Le, et al. 2021. Program synthesis with large language models. *arXiv preprint arXiv:2108.07732*.
- Jinze Bai, Shuai Bai, Yunfei Chu, Zeyu Cui, Kai Dang, Xiaodong Deng, Yang Fan, Wenbin Ge, Yu Han, Fei Huang, et al. 2023. Qwen technical report. *arXiv preprint arXiv:2309.16609*.
- Guangyao Chen, Siwei Dong, Yu Shu, Ge Zhang, Jaward Sesay, Börje F Karlsson, Jie Fu, and Yemin Shi. 2023a. Autoagents: A framework for automatic agent generation. *arXiv preprint arXiv:2309.17288*.
- Mark Chen, Jerry Tworek, Heewoo Jun, Qiming Yuan, Henrique Ponde de Oliveira Pinto, Jared Kaplan, Harri Edwards, Yuri Burda, Nicholas Joseph, Greg Brockman, et al. 2021. Evaluating large language models trained on code. *arXiv preprint arXiv:2107.03374*.
- Weize Chen, Yusheng Su, Jingwei Zuo, Cheng Yang, Chenfei Yuan, Chen Qian, Chi-Min Chan, Yujia Qin, Yaxi Lu, Ruobing Xie, et al. 2023b. Agentverse: Facilitating multi-agent collaboration and exploring emergent behaviors in agents. *arXiv preprint arXiv:2308.10848*.
- Zehui Chen, Kuikun Liu, Qiuchen Wang, Wenwei Zhang, Jiangning Liu, Dahua Lin, Kai Chen, and Feng Zhao. 2024. Agent-flan: Designing data and methods of effective agent tuning for large language models. *arXiv preprint arXiv:2403.12881*.
- DeepSeek-AI, Qihao Zhu, Daya Guo, Zhihong Shao, Dejian Yang, Peiyi Wang, Runxin Xu, Y. Wu, Yukun Li, Huazuo Gao, Shirong Ma, Wangding Zeng, Xiao Bi, Zihui Gu, Hanwei Xu, Damai Dai, Kai Dong, Liyue Zhang, Yishi Piao, Zhibin Gou, Zhenda Xie, Zhewen Hao, Bingxuan Wang, Junxiao Song, Deli Chen, Xin Xie, Kang Guan, Yuxiang You, Aixin Liu, Qushi Du, Wenjun Gao, Xuan Lu, Qinyu Chen, Yaohui Wang, Chengqi Deng, Jiashi Li, Chenggang Zhao, Chong Ruan, Fuli Luo, and Wenfeng Liang. 2024. [Deepseek-coder-v2: Breaking the barrier of closed-source models in code intelligence](#).
- Ning Ding, Yulin Chen, Bokai Xu, Yujia Qin, Zhi Zheng, Shengding Hu, Zhiyuan Liu, Maosong Sun, and Bowen Zhou. 2023. Enhancing chat language models by scaling high-quality instructional conversations. *arXiv preprint arXiv:2305.14233*.

- Ronen Eldan and Yuanzhi Li. 2023. Tinystories: How small can language models be and still speak coherent english? *arXiv preprint arXiv:2305.07759*.
- Daya Guo, Qihao Zhu, Dejian Yang, Zhenda Xie, Kai Dong, Wentao Zhang, Guanting Chen, Xiao Bi, Y Wu, YK Li, et al. 2024. Deepseek-coder: When the large language model meets programming—the rise of code intelligence. *arXiv preprint arXiv:2401.14196*.
- Dan Hendrycks, Steven Basart, Saurav Kadavath, Mantas Mazeika, Akul Arora, Ethan Guo, Collin Burns, Samir Puranik, Horace He, Dawn Song, and Jacob Steinhardt. 2021. Measuring coding challenge competence with apps. *NeurIPS*.
- Sirui Hong, Yizhang Lin, Bangbang Liu, Binhao Wu, Danyang Li, Jiaqi Chen, Jiayi Zhang, Jinlin Wang, Lingyao Zhang, Mingchen Zhuge, et al. 2024. Data interpreter: An llm agent for data science. *arXiv preprint arXiv:2402.18679*.
- Sirui Hong, Xiawu Zheng, Jonathan Chen, Yuheng Cheng, Jinlin Wang, Ceyao Zhang, Zili Wang, Steven Ka Shing Yau, Zijuan Lin, Liyang Zhou, et al. 2023. Metagpt: Meta programming for multi-agent collaborative framework. *arXiv preprint arXiv:2308.00352*.
- Dong Huang, Qingwen Bu, Jie M Zhang, Michael Luck, and Heming Cui. 2023. Agentcoder: Multi-agent-based code generation with iterative testing and optimisation. *arXiv preprint arXiv:2312.13010*.
- Carlos E Jimenez, John Yang, Alexander Wettig, Shunyu Yao, Kexin Pei, Ofir Press, and Karthik Narasimhan. 2023. Swe-bench: Can language models resolve real-world github issues? *arXiv preprint arXiv:2310.06770*.
- Yuhang Lai, Chengxi Li, Yiming Wang, Tianyi Zhang, Ruiqi Zhong, Luke Zettlemoyer, Wen-tau Yih, Daniel Fried, Sida Wang, and Tao Yu. 2023. Ds-1000: A natural and reliable benchmark for data science code generation. In *International Conference on Machine Learning*, pages 18319–18345. PMLR.
- Bowen Li, Wenhan Wu, Ziwei Tang, Lin Shi, John Yang, Jinyang Li, Shunyu Yao, Chen Qian, Binyuan Hui, Qicheng Zhang, et al. 2024. Devbench: A comprehensive benchmark for software development. *arXiv preprint arXiv:2403.08604*.
- Rongao Li, Jie Fu, Bo-Wen Zhang, Tao Huang, Zhihong Sun, Chen Lyu, Guang Liu, Zhi Jin, and Ge Li. 2023. Taco: Topics in algorithmic code generation dataset. *arXiv preprint arXiv:2312.14852*.
- Jiawei Liu, Chunqiu Steven Xia, Yuyao Wang, and Lingming Zhang. 2023a. [Is your code generated by chatgpt really correct? rigorous evaluation of large language models for code generation](#).
- Xiaoran Liu, Hang Yan, Shuo Zhang, Chenxin An, Xipeng Qiu, and Dahua Lin. 2023b. Scaling laws of rope-based extrapolation. *arXiv preprint arXiv:2310.05209*.
- Anton Lozhkov, Raymond Li, Loubna Ben Allal, Federico Cassano, Joel Lamy-Poirier, Nouamane Tazi, Ao Tang, Dmytro Pykhtar, Jiawei Liu, Yuxiang Wei, Tianyang Liu, Max Tian, Denis Kocetkov, Arthur Zucker, Younes Belkada, Zijian Wang, Qian Liu, Dmitry Abulkhanov, Indraneil Paul, Zhuang Li, Wen-Ding Li, Megan Risdal, Jia Li, Jian Zhu, Terry Yue Zhuo, Evgenii Zheltonozhskii, Nii Osae Osae Dade, Wenhao Yu, Lucas Krauß, Naman Jain, Yixuan Su, Xuanli He, Manan Dey, Edoardo Abati, Yekun Chai, Niklas Muennighoff, Xiangru Tang, Muhtasham Oblokulov, Christopher Akiki, Marc Marone, Chenghao Mou, Mayank Mishra, Alex Gu, Binyuan Hui, Tri Dao, Armel Zebaze, Olivier Dehaene, Nicolas Patry, Canwen Xu, Julian McAuley, Han Hu, Torsten Scholak, Sebastien Paquet, Jennifer Robinson, Carolyn Jane Anderson, Nicolas Chapados, Mostofa Patwary, Nima Tajbakhsh, Yacine Jernite, Carlos Muñoz Ferrandis, Lingming Zhang, Sean Hughes, Thomas Wolf, Arjun Guha, Leandro von Werra, and Harm de Vries. 2024. [Starcoder 2 and the stack v2: The next generation](#).
- Ziyang Luo, Can Xu, Pu Zhao, Qingfeng Sun, Xubo Geng, Wenxiang Hu, Chongyang Tao, Jing Ma, Qingwei Lin, and Daxin Jiang. 2023. [Wizardcoder: Empowering code large language models with evolve-instruct](#).
- Ansong Ni, Miltiadis Allamanis, Arman Cohan, Yinlin Deng, Kensen Shi, Charles Sutton, and Pengcheng Yin. 2024. Next: Teaching large language models to reason about code execution. *arXiv preprint arXiv:2404.14662*.
- Joon Sung Park, Joseph O’Brien, Carrie Jun Cai, Meredith Ringel Morris, Percy Liang, and Michael S Bernstein. 2023. Generative agents: Interactive simulacra of human behavior. In *Proceedings of the 36th Annual ACM Symposium on User Interface Software and Technology*, pages 1–22.
- Chen Qian, Xin Cong, Cheng Yang, Weize Chen, Yusheng Su, Juyuan Xu, Zhiyuan Liu, and Maosong Sun. 2023. Communicative agents for software development. *arXiv preprint arXiv:2307.07924*.
- Yujia Qin, Shihao Liang, Yining Ye, Kunlun Zhu, Lan Yan, Yaxi Lu, Yankai Lin, Xin Cong, Xiangru Tang, Bill Qian, et al. 2023. Toolllm: Facilitating large language models to master 16000+ real-world apis. *arXiv preprint arXiv:2307.16789*.
- Baptiste Roziere, Jonas Gehring, Fabian Gloeckle, Sten Sootla, Itai Gat, Xiaoqing Ellen Tan, Yossi Adi, Jingyu Liu, Tal Remez, Jérémy Rapin, et al. 2023. Code llama: Open foundation models for code. *arXiv preprint arXiv:2308.12950*.
- Zifan Song, Yudong Wang, Wenwei Zhang, Kuikun Liu, Chengqi Lyu, Demin Song, Qipeng Guo, Hang Yan, Dahua Lin, Kai Chen, et al. 2024. Alchemistcoder: Harmonizing and eliciting code capability by hindsight tuning on multi-source data. *arXiv preprint arXiv:2405.19265*.

Hugo Touvron, Louis Martin, Kevin Stone, Peter Albert, Amjad Almahairi, Yasmine Babaei, Nikolay Bashlykov, Soumya Batra, Prajwal Bhargava, Shruti Bhosale, et al. 2023. Llama 2: Open foundation and fine-tuned chat models. *arXiv preprint arXiv:2307.09288*.

Lei Wang, Chen Ma, Xueyang Feng, Zeyu Zhang, Hao Yang, Jingsen Zhang, Zhiyuan Chen, Jiakai Tang, Xu Chen, Yankai Lin, et al. 2024a. A survey on large language model based autonomous agents. *Frontiers of Computer Science*, 18(6):186345.

Xingyao Wang, Yangyi Chen, Lifan Yuan, Yizhe Zhang, Yunzhu Li, Hao Peng, and Heng Ji. 2024b. Executable code actions elicit better llm agents. *arXiv preprint arXiv:2402.01030*.

Xingyao Wang, Zihan Wang, Jiateng Liu, Yangyi Chen, Lifan Yuan, Hao Peng, and Heng Ji. 2023a. Mint: Evaluating llms in multi-turn interaction with tools and language feedback. *arXiv preprint arXiv:2309.10691*.

Zhenhailong Wang, Shaoguang Mao, Wenshan Wu, Tao Ge, Furu Wei, and Heng Ji. 2023b. Unleashing cognitive synergy in large language models: A task-solving agent through multi-persona self-collaboration. *arXiv preprint arXiv:2307.05300*, 1(2):3.

Jason Wei, Xuezhi Wang, Dale Schuurmans, Maarten Bosma, Fei Xia, Ed Chi, Quoc V Le, Denny Zhou, et al. 2022. Chain-of-thought prompting elicits reasoning in large language models. *Advances in neural information processing systems*, 35:24824–24837.

Yuxiang Wei, Zhe Wang, Jiawei Liu, Yifeng Ding, and Lingming Zhang. 2024. [Magicoder: Empowering code generation with oss-instruct](#).

Zhiyu Yang, Zihan Zhou, Shuo Wang, Xin Cong, Xu Han, Yukun Yan, Zhenghao Liu, Zhixing Tan, Pengyuan Liu, Dong Yu, et al. 2024. Matplotlib-agent: Method and evaluation for llm-based agentic scientific data visualization. *arXiv preprint arXiv:2402.11453*.

Shunyu Yao, Jeffrey Zhao, Dian Yu, Nan Du, Izhak Shafran, Karthik Narasimhan, and Yuan Cao. 2022. React: Synergizing reasoning and acting in language models. *arXiv preprint arXiv:2210.03629*.

Qinkai Zheng, Xiao Xia, Xu Zou, Yuxiao Dong, Shan Wang, Yufei Xue, Zihan Wang, Lei Shen, Andi Wang, Yang Li, Teng Su, Zhilin Yang, and Jie Tang. 2024a. [Codegeex: A pre-trained model for code generation with multilingual benchmarking on humaneval-x](#).

Tianyu Zheng, Ge Zhang, Tianhao Shen, Xueling Liu, Bill Yuchen Lin, Jie Fu, Wenhui Chen, and Xiang Yue. 2024b. Opencodeinterpreter: Integrating code generation with execution and refinement. *arXiv preprint arXiv:2402.14658*.

## A Prompts

### A.1 Equip LLM with a code interpreter

Fig 5 shows how we prompt the LLM to use code interpreter.

You are equipped with a code interpreter.  
Submit python code and get the result.  
You can use it in the following format:  
`<|execute_start|>`  
````python`  
`<your code>`  
`````

Figure 5: Prompt equipping LLM Agent with a code interpreter

### A.2 Query Generation Prompt

Fig 6 is the prompt to generate a related and diverse query from given file content.

### A.3 Checker Prompt

Fig 7 and Fig 8 is the prompt for content checker and keywords checker.

### A.4 Evaluation Prompt

## B Key words example for each category

Fig 10 is a keywords list example for Chart Analysis tasks

## C Example Unit Test

We show three types of Unit Tests in this appendix.

### C.1 Directly Verify the Answer

For the task with a fixed answer, we check whether the final response contains the answer

```
def test_task_19(trajecory):
    final_answer=trajecory[-1]['content']
    answer_list=["-346","2504"]
    for ans in answer_list:
        assert ans in final_answer
```

### C.2 Verify the output file

For task clarify the output file, we check whether the output file fulfills the requirements.

```
def test_task_88(trajecory):
    image_path = "./output/88.png"
    ref_path = "./data/88.jpeg"
    image = Image.open(image_path)
```

Select a proper task from the task list and generate a query (Describe by Natural Language).  
Your answer should follow this format:

File Description: <description>

Selected tasks: <list of tasks> is going to be combined to a high level query.

[Query]

<query>

[\Query]

The task list (The task in the task list is just a guideline, you need to generate a complicated task according to the data description by yourself):

{task\_list}

Example 1:

Description: This data set is about house price in Boston, with columns of house price, house location, floor space

Selected tasks: [Draw a line plot, Train a regression model]

[Query]

Analyse how the floor space influences the house price by visualizing the data and training a linear model

[\Query]

Example 2:

Description: This dataset has only one column, which is the titles of BBC news

Selected tasks: [Clean null values, LDA analysis]

[Query]

Execute LDA analysis on this news title dataset after preprocessing.

[\Query]

Some Query examples:

1. Run data analysis on sklearn Iris dataset, include a plot
2. Run data analysis on sklearn Wine recognition dataset, include a plot, and train a model to predict wine class with 20% as test set, and show prediction accuracy.

Figure 6: Prompt guide the LLM to generate queries



You are a content checker. Your task is to verify whether the given task description is related to the content of the provided file. You will receive two inputs:

Task Description: A brief description of a task.

File Content: The content of a file.

You need to determine if the task description is relevant to the content of the file. If the task description is related to the file content, return

```
```json
{"Decision":"True"}
```
```

If the task description is not related to the file content, return

```
```json
{"Decision":"False"}.
```
```

Figure 7: Prompt of The Content Checker

You are a keyword alignment checker. Your task is to verify whether the given task description is aligned with the provided keywords. The task description does not need to contain the exact keywords but should be related in meaning or theme. You will receive two inputs:

Task Description: A brief description of a task.

Keywords: A list of keywords.

You need to determine if the task description is aligned with the keywords. If the task description is aligned with the keywords, return

```
```json
{"Decision":"True"}
```
```

If the task description is not aligned with the keywords,  
return

```
```json
{"Decision":"False"}.
```
```

Figure 8: Prompt of the Keyword Checker

You are a code reviewer who is responsible for select a better solution from two agent's trajectories on solving a code problem.

The file and user query provided for each agent is same.

After that, You should evaluate both solutions in the following dimensions:

Pass: Whether the code is executed correctly (without any error)? give a label Pass or Failed

Reasoning Quality: Is the reasoning process correctly analyse the user input or code feedback?

Code Quality: Evaluate The code correctness and whether it fulfill the user query?

Your final decision must follow this json format use ``` strictly:

```
```  
{  
  "Pass": {  
    "Agent1": "Pass/Failed",  
    "Agent2": "Pass/Failed"  
  }  
}  
```
```

Here is an example:

Reasoning: Agent1's reasoning quality is xxxx, Agent1's code quality is xxxx, So the solution is Pass/Failed

Agent2's reasoning quality is xxxx, Agent2's code quality is xxxx, So the solution is Pass/Failed

```
```  
{  
  "Pass": {  
    "Agent1": "Pass",  
    "Agent2": "Failed"  
  }  
}  
```
```

Figure 9: Evaluation Prompt

|  |                                       |
|--|---------------------------------------|
| "data cleaning",                               | "remove outlier data",                |
| "data mining",                                 | "sort the data",                      |
| "data interpreter",                            | "filter the data",                    |
| "statistics description",                      | "statistics description",             |
| "simple data report",                          | "a function to detect abnormal data", |
| "machine learning analysis on classification", | "Classification model",               |
| "machine learning analysis on clustering",     | "Clustering model",                   |
| "time-series analysis",                        | "Time Series Analysis",               |
| "draw wordcloud",                              | "Regression Model",                   |
| "extract keywords",                            | "Data Prediction",                    |
| "theme analyse (LDA)",                         | "Key words",                          |
| "extract theme",                               | "Theme Analyse",                      |
| "Sentiment analysis",                          | "LDA Analyse",                        |
| "data visualization by line plot",             | "sentiment analysis",                 |
| "data visualization by bar plot",              | "word cloud",                         |
| "data visualization by scatter plot",          | "bar plot",                           |
| "summary of the dataset",                      | "line plot",                          |
| "Cleaning the duplicated data",                | "scatter plot",                       |
| "remove null data",                            | "radar plot"                          |

Figure 10: Keywords list on Chart Data Analysis

```

5 gray_image = image.convert('L')
6 gray_array = np.array(gray_image)
7 black_threshold = 50
8 black_pixels = np.sum(gray_array <=
  black_threshold)
9 total_pixels = gray_array.size
10 black_ratio = black_pixels /
  total_pixels
11 assert black_ratio > 0.25, "The
  black pixel percentage does not
  exceed 30%."

```

### C.3 Verify the output file path

For Open-end tasks like website development, we simply detect whether the output file exists.

```

1 def test_task_141(trajectory):
2     output_folder = "./output/141"
3     html_files_exist = any(file.endswith
  ('.html') for file in os.listdir
  (output_folder))
4     assert html_files_exist

```

## D Code as Action VS Function Calling

We conducted an ablation study on the format of calling code interpreter. For function calling, we defined an *execute\_python* function where the LLM passes a code string as the parameter and uses a special token `<tool_call>` before the function.

We repurposed all code snippets in PyInstruct, CodeFeedback, and CodeActInstruct to follow the function calling format. We trained the model without continue pre-train on code-rich corpus for it exactly aligns with our format. Compare it to PyLlama3(w/o cpt), Table 5 shows that the function calling format struggles with real-world code tasks. The model often fails to follow the format and fre-

quently neglects to call the *execute\_python* tool, leading to failures.

| Format        | Pass Rate | Average Turns |
|---------------|-----------|---------------|
| Function call | 19.6      | 8.3           |
| Ours          | 58.7      | 6.3           |

Table 5: Function Call vs Our format

## E Compare LLM Evaluator and Unit Test

| Good | Same | Bad |
|------|------|-----|
| 12   | 43   | 5   |

Table 6: Compare the LLM Evaluator with the Unit Test. "Good" indicates that the LLM Evaluator is correct while the Unit Test is incorrect. "Same" means both the LLM Evaluator and the Unit Test provide the same pass-or-fail decision. "Bad" signifies that the LLM Evaluator is incorrect while the Unit Test is correct.

We randomly select 60 samples from all the generated trajectories and judge them manually. Table 6 shows in most situations, LLM Evaluator and Unit Test reach a consensus. In other situations, LLM Evaluator and Unit Test has their own advantages and drawbacks. Figure 11 show two examples.

## F Python Packages in our environment

absl-py  
 analytics-python  
 attrs  
 audioread  
 beautifulsoup4  
 bokeh  
 cachetools  
 CairoSVG  
 cairosvg  
 chardet  
 click  
 click-plugins  
 compressed-rtf  
 debugpy  
 decorator  
 defusedxml  
 deprecate  
 docx2txt  
 ebooklib  
 email-validator  
 fastapi  
 fastjsonschema  
 fbprophet  
 ffmpeg-python  
 ffmpegpy  
 fire  
 fitz

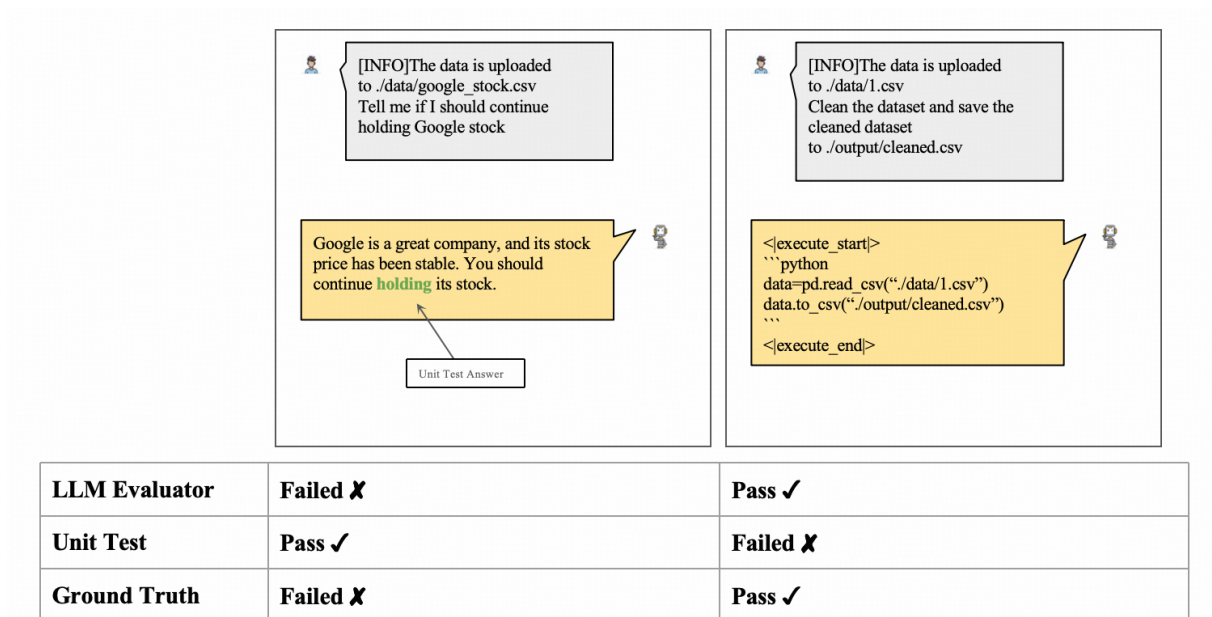


Figure 11: Compare Unit Test and LLM Evaluator

Flask  
flask  
Flask-CacheBuster  
flask-cachebuster  
Flask-Cors  
flask-cors  
Flask-Login  
flask-login  
fonttools  
frontend  
fpdf  
future  
fuzzywuzzy  
gensim==3.8.2  
gradio  
graphviz  
h5py  
html5lib  
httpx  
IMAPClient  
imageio  
imageio-ffmpeg  
imgkit  
ipython  
Jinja2  
jinja2  
jieba  
json5  
jsonpickle  
jsonschema  
jupyter-client  
jupyter-core  
jupyter-server  
jupyterlab  
jupyterlab-pygments  
jupyterlab-server  
keras  
langchain  
langchain-experimental  
librosa  
loguru  
lxml

markdown2  
markdownify  
MarkupSafe  
matplotlib  
matplotlib-inline  
matplotlib-venn  
moviepy  
murmurhash  
nbclient  
nbconvert  
nbformat  
networkx  
nltk  
notebook  
numba  
numexpr  
numpy  
numpy-financial  
openai  
opencv-python  
openpyxl  
orjson  
pandas  
pdf2image  
pdfkit  
pdfminer.six  
pdfplumber  
Pillow  
pillow  
plotly  
psutil  
PyAudio  
PyMuPDF  
pydantic  
pydub  
Pygments  
pygments  
pylog  
PyMuPDF  
pymupdf  
pypandoc  
pyparsing



PyPDF2  
pypdf2==2.12.0  
pytesseract  
pytest  
python-dateutil  
python-docx  
python-multipart  
python-pptx  
pytz  
PyWavelets  
pywavelets  
pygame  
PyYAML  
pyyaml  
qrcode  
rarfile  
requests  
scikit-image  
scikit-learn  
scipy  
seaborn  
sentencepiece  
Shapely  
soundfile  
SoundFile  
SpeechRecognition  
speechrecognition  
starlette  
statsmodels  
svglib  
svgwrite  
sympy  
sumy  
tabula  
tabulate  
textblob  
tiffiff  
toml  
torch  
torchaudio  
torchtext  
torchvision  
tornado  
tqdm  
typing-extensions  
tzdata  
tzlocal  
ujson  
urllib3  
uvicorn  
Wand  
wand  
websocket-client  
websockets  
Werkzeug  
werkzeug  
wordcloud  
xgboost  
xlrd  
XlsxWriter  
xlsxwriter  
xml-python  
zipp