

FACTTRACK: Time-Aware World State Tracking in Story Outlines

Zhiheng Lyu¹ Kevin Yang² Lingpeng Kong¹ Daniel Klein²

¹The University of Hong Kong, ²UC Berkeley

{zhlyu, lpk}@cs.hku.hk, {yangk, klein}@berkeley.edu

Abstract

While accurately detecting and correcting factual contradictions in language model outputs has become increasingly important as their capabilities improve, doing so is highly challenging. We propose a novel method, FACTTRACK, for tracking atomic facts and addressing factual contradictions. Crucially, FACTTRACK also maintains time-aware validity intervals for each fact, allowing for change over time. At a high level, FACTTRACK consists of a four-step pipeline to update a world state data structure for each new event: (1) decompose the event into directional atomic facts; (2) determine the validity interval of each atomic fact using the world state; (3) detect contradictions with existing facts in the world state; and finally (4) add new facts to the world state and update existing atomic facts. When we apply FACTTRACK to contradiction detection on structured story outlines, we find that FACTTRACK using LLaMA2-7B-Chat substantially outperforms a fair baseline using LLaMA2-7B-Chat, and achieves performance comparable to a GPT4 baseline. Moreover, when using GPT4, FACTTRACK significantly outperforms the GPT4 baseline.¹

1 Introduction

Large language models (LLMs) have recently surpassed human performance across a wide range of tasks (Ouyang et al., 2022; OpenAI, 2023), yet generating long-form text remains fraught with challenges compared to tasks with shorter outputs. Even when models are trained to support context windows of hundreds of thousands of tokens, they may still struggle to retrieve and reason over such long context (Liu et al., 2023). The most advanced existing language models still take long context generation as a direction for further improvement in the future.

¹Our code and data are at <https://github.com/cogito233/fact-track>.

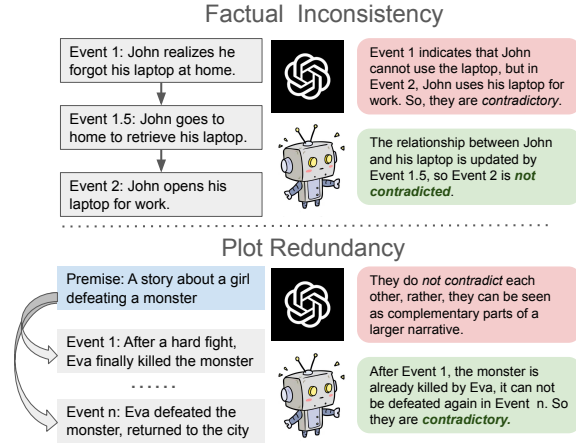


Figure 1: FACTTRACK tackles the problems of factual inconsistency and plot redundancy. For factual inconsistency detection, FACTTRACK tracks a validity interval for each fact to distinguish legitimate contradictions from facts simply changing over time. For plot redundancy detection, our method can represent the timeline in more structured form, making detection easier.

Existing works using LLMs in hierarchical generation have explored structured approaches to maintain strong internal coherence within extensive texts of thousands of words (Yang et al., 2022a,b). However, challenges remain in maintaining factual consistency and avoiding hallucinations during the generation. Especially when these problems occur in a high-level planning stage, they can greatly damage performance on downstream tasks. Therefore, a system capable of detecting factual contradictions and correcting them is essential. In Figure 1, we take story planning as an example, depicting two common issues encountered: *factual inconsistency* and *plot redundancy*.

Such issues are expected across various domains, as training corpus documents often suffer from length limitations and originate from fragmented sources, impairing the model’s ability to establish long-distance, multi-state connections. Moreover, generalizing current sentence-level fact verification models (de Marneffe et al., 2008; Cai et al., 2021)

to accommodate longer texts remains a challenge. We highlight two main distinctions that arise when comparing sentence-level fact statements to lengthier texts: the complexity of multi-fact contexts, and the dynamic, stateful nature of content over time.

To tackle these challenges, Section 3 introduces the concept of directional atomic facts, establishing a universal framework for time-aware contradiction detection and state tracking. Section 3.1 details the analysis of structures to identify atomic facts and detect contradictions around key events, employing LLMs for event decomposition into *pre-facts* and *post-facts*. The concept of pre-facts and post-facts is akin to preconditions and postconditions but formulated in natural text, and implying truthfulness for the entire validity time interval. This approach facilitates tracking the state changes over time prompted by events. Maintaining a comprehensive non-contradictory set of facts (*world state*) also allows for detection of contradictions by verifying and updating the atomic facts within the world state. Section 3.2 explores the broader implications of atomic facts through a more flexible and time-aware framework, introducing a *timeline* for events and atomic facts to identify contradictions or updates through their temporal overlaps.

In Section 4, we describe the main implementation of our method, **FACTTRACK**. As shown in Figure 5, we first maintain a list of pre-facts and a list of post-facts as our data structure. To update our data structure for a new event, we use a four-step pipeline: Decompose-Determine-Contradiction-Update. With this data structure, we can detect whether two events contradict each other and identify the specific pair of atomic facts in conflict, guiding the subsequent correction procedure. Furthermore, the validity interval of facts may be useful structural information in and of itself for downstream tasks.

To measure the effectiveness of our approach, we introduce a task for detecting contradictions in the planning procedure, with story outlines serving as our test domain. For event pairs flagged by a method as contradictory, we use GPT-4-Turbo to annotate whether they are actually contradictory, on a 1 to 5 scale. Experimental results show that contradictions flagged by FACTTRACK (using LLaMA2-7B-Chat as a base LLM) are judged to be real contradictions by a score margin of 0.384 more than a fair baseline using

LLaMA2-7B-Chat. Additionally, when FACTTRACK is run on GPT4, the performance significantly surpasses all baselines, including the one using GPT-4-Turbo as a base model.

In summary, our contributions are as follows:

1. We introduce a framework for decomposing events into atomic facts and tracking their validity intervals on a timeline.
2. Based on that framework, we develop a method, FACTTRACK, for detecting time-aware factual contradictions in outlines. FACTTRACK also serves as a plugin structure for improving factual consistency in text planning and generation.
3. We apply FACTTRACK to story outline generation, defining a task and LLM-based evaluation metrics for detecting contradictions. The results confirm our approach’s empirical effectiveness.

2 Related Work

Fact Verification. Fact verification is a task widely studied in natural language processing, ranging from verifying scientific claims (Thorne et al., 2018; Wadden et al., 2020) to validating fake news (Wang, 2017; Augenstein et al., 2019). Unlike verifying claims against a database of facts, existing work has also demonstrated the feasibility of performing verification within context (Mihaylova et al., 2019; Shaar et al., 2022). We also draw inspiration from efforts to decompose complex sentences into multiple atomic facts using LLMs (Fan et al., 2020; Kamoi et al., 2023; Min et al., 2023). Compared with prior works, our approach specifically operates on temporal structures, maintaining time-dependent fact validity intervals to handle the *dynamic* nature of the world state as facts change over time.

State Tracking. Prior work on state tracking ranges from dialogue tracking (Thomson and Young, 2010; Chao and Lane, 2019) and memory and entities networks (Sukhbaatar et al., 2015; Henaff et al., 2017) to using neural checklists (Kid-don et al., 2016) and story planning (Rashkin et al., 2020). With the advent of LLMs, state tracking in long-form story planning and generation has shifted towards explicit tracking using natural language, ranging from unstructured text (Zhou et al., 2023) to structured dictionaries (Yang et al., 2022b).

Additionally, there also exists some work on generating better temporal fact validity by predicting the validity interval (Zhang and Choi, 2023), jointly modeling text with its timestamp (Dhingra et al., 2022), or utilizing Wikipedia timestamps (Jang et al., 2023). Our approach is related to the latter, but the main difference is our method operates on the generated output from a language model, and focuses on post-hoc detection rather than the calibration of a language model.

Hierarchical Generation. Hierarchical generation is widely applicable across various domains of long-form content creation, such as story generation. It can be implemented through the internal hidden states of the model (Li et al., 2015; Shen et al., 2019; Guo et al., 2021), or explicitly via natural language text or structured schema (Yao et al., 2019; Rashkin et al., 2020; Tian and Peng, 2022; Mirowski et al., 2022; Yang et al., 2022b,a). The paradigm of hierarchical generation brings both benefits and challenges to our work. On one hand, it facilitates the resolution of contradictions at higher levels compared to those detected at the bottom level or during sequential generation. On the other hand, it may require a more complex data structure to maintain the validity intervals of facts.

3 Time-Aware Atomic Facts

Existing work focuses on leveraging the semantic decomposition capabilities of LLMs for fine-grained fact-checking (Min et al., 2023). In this session, we propose an event-centric, time-aware atomic fact decomposition method. We track facts on a timeline, building toward the design of our FACTTRACK system. By analyzing the structure of an event and the representation of the world, we develop a method to better decompose events into atomic facts (Section 3.1) with forward and backward directions. We then discuss how to use knowledge of contradictions between atomic facts to determine the validity intervals of these atomic facts on the timeline (Section 3.2). Through this decomposition of facts and by maintaining validity intervals, our method is particularly effective for time-varying facts as is common in domains such as story writing.

3.1 Fact Decomposition

Events and Directional Atomic Facts. In narrative theory, “events” represent transitions in the

“world state”, reflecting shifts that impact characters, settings, or the overarching scenario (Hühn et al., 2009). We model these transitions using *directional atomic facts*, capturing the essence of events as transformations from one state to another. We then employ a novel strategy using LLMs to decompose these events into distinct atomic facts with directions and a time validity interval as shown in Figure 2. These facts are then compared pairwise to assess their interrelations and impacts on the narrative structure. Recognizing that events represent transformations in the world state, we classify these atomic facts into three categories: ‘*pre-facts*’, ‘*post-facts*’, and ‘*static facts*’. *pre-facts* are those truths that exist before an event takes place, *post-facts* are truths that emerge following an event, and *static facts* are those truths that remain unchanged throughout.² To simplify the problem, we interpret static facts as a straightforward amalgamation of a *pre-fact* and a *post-fact*, and henceforth concern ourselves with only the latter two categories. Figure 2 shows an example of how we decompose event \mathcal{B} into *pre-facts* and *post-facts*.

World State. The term ‘*world state*’ corresponds to a set of facts that hold at a particular point in time. Compared with object-based tracking, fact-based tracking provides a more flexible state space. The world state at any given moment represents the maximum set of non-contradicting facts. For example, in a process that moves forward in time, at each new event, the world state is used to cross-check with *pre-facts* and is updated with *post-facts*. If a fact in the world state contradicts with a new *post-fact*, then we drop the former (Figure 2).

3.2 State Tracking on Timeline

Event Time Interval. Any given event can be decomposed into multiple sub-events according to the author’s desired level of detail. For instance, previous works use this strategy to generate a story outline by doing this decomposition recursively (Yang et al., 2022a; Wang et al., 2023). To effectively model this hierarchical temporal structure, we define the time interval of an event as a continuous segment along the narration timeline (See

²Traditional AI methods like STRIPS (Fikes and Nilsson, 1971) discuss *preconditions* and *postconditions*. Similar to our *pre-facts* and *post-facts*, they model the requirements of the world state before an action and the changes to the world state after an action. We prefer the terms *pre-fact* and *post-fact* to better express our meaning of tracking time-varying natural language facts with validity intervals on a timeline.

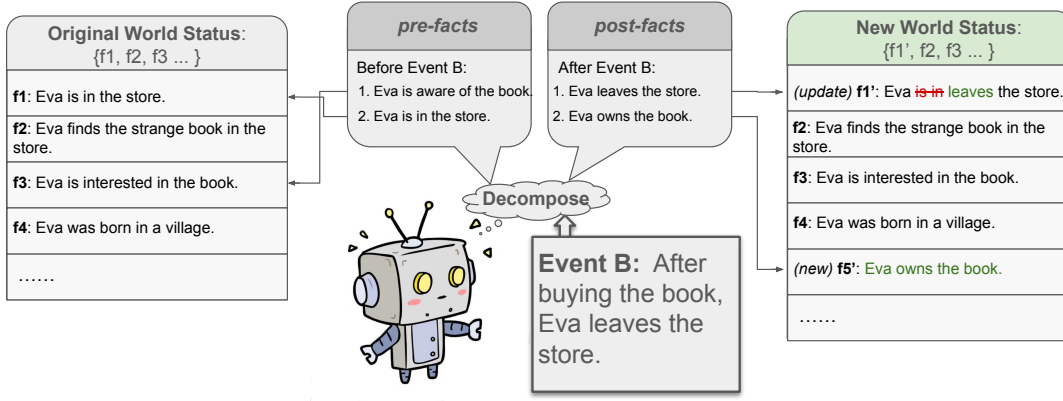


Figure 2: Decomposition of an event, to *verify* and *update* the world state for the event. Moving forward on the arrow of time in this example, we first retrieve all facts corresponding to pre-facts from the world state to check for any conflicting fact pairs (*Verification*). We then replace any fact in the world state that contradicts a post-fact with the corresponding new post-fact (*Update*).

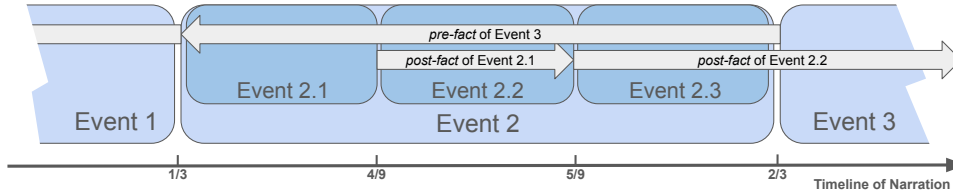


Figure 3: The timeline of narration. The start time and end time of any given event can be split recursively into sub-events. pre-facts begin at the left boundary and point to the left; post-facts begin at the right boundary and point to the right.

Figure 3). For simplicity, we set the time interval of the entire narrative (e.g., story outline) to be $[0, 1]$. When one event (B) is a subevent of another event (A), B 's time interval is contained within A 's time interval, with adjacent events possessing non-intersecting intervals. That is, for each level of a partial hierarchical outline, if we want to generate k subevents, we have:

$$\forall i \in 1..k :$$

$$l_i = l + (i - 1) \cdot \frac{r - l}{k}$$

$$r_i = l + i \cdot \frac{r - l}{k}$$

Fact Validity Interval. We now consider an event with a validity interval $[l, r]$. We assume a pre-fact f is from some time point x in the event, i.e., $x \in [l, r]$. Then we define the *validity interval* of f as $(-\infty, x]$. This implies f is valid before the time point x , but not afterwards. Similar logic applies to post-facts, where the default validity interval is $[x, \infty)$. However, as it is unclear how to pinpoint the exact value of x , we simplify the problem by assigning the default validity interval to be $(-\infty, l]$ for pre-facts and $[r, \infty)$ for post-facts.

Update Condition. To handle alterations in the world state, we introduce a mechanism that up-

dates the interval when two facts with the same direction (either both pre-facts or both post-facts) contradict each other. The premise here is that the more “up-to-date” fact is deemed more reliable and reflective of the updated world state on the interval where they overlap. For example, consider two post-facts: “Eva is in the store” and “Eva left the store.” Assuming they have the validity intervals $[\frac{4}{9}, \infty)$ and $[\frac{5}{9}, \infty)$ respectively, and are contradictory, we would need to adjust the first validity interval to be $[\frac{4}{9}, \frac{5}{9})$. As exemplified in the post-fact of Event 2.1 and the post-fact of Event 2.2 in Figure 3, we will update the former fact to make the two validity intervals not overlap with each other.

Contradiction Condition. We flag a contradiction between a post-fact from an earlier event and a pre-fact from a later event if they overlap in time and contradict each other. Suppose the validity interval of the pre-fact is $(l_1, r_1]$ and the interval of post-fact is $[l_2, r_2)$, where $l_2 < r_1$ since the pre-fact is from the later event. Figure 4 shows five possible relationships between these two facts with respect to the overlap in their validity intervals. As shown in Figure 4, a *checkpoint* indicates the boundary of an event where one of the two facts begins. Although different choices are possible, in our approach, we only flag contradictions for

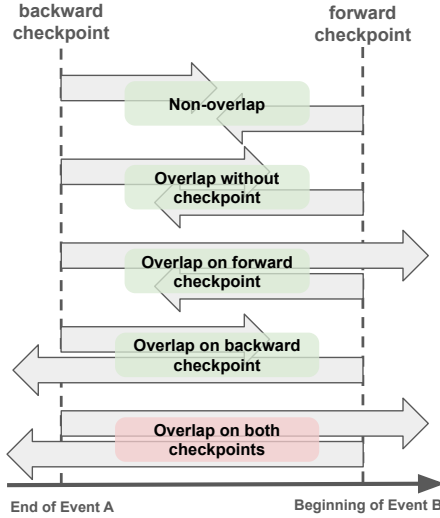


Figure 4: Five possible situations for a pre-fact and post-fact contradicting each other on different points or intervals, depending on their respective validity intervals. In our implementation, we only flag a contradiction when a contradiction is detected on both checkpoints (the last situation) to maximize confidence in our predictions.

the case “Overlap on both checkpoints.” Thus the constraint we use for flagging contradictions is:

$$l_1 \leq l_2 \leq r_1 \leq r_2$$

Similar ideas also can be found in Allen’s Interval Algebra (Allen, 1983). Our constraint corresponds to Allen’s Interval Algebra is: $Fact_1 o Fact_2$, but there is slightly different since the fact interval in our assumption is directional.

4 FACTTRACK

We are now ready to introduce our method, FACTTRACK (Figure 5). FACTTRACK can be understood as a data structure for representing a world state (Section 4.1) coupled with a pipeline of operations for updating this data structure given a new event that we want to insert (Section 4.2). Notably, events do not need to be inserted in chronological order, which is useful for hierarchical inputs such as story outlines. In our pipeline, we start by breaking down the event into several pre-facts and post-facts. Then for each fact, we conduct a series of interval operations to determine its validity interval, identify any contradictions, and finally update the validity interval of facts in world state. We also discuss how our method recognizes contradictions between two atomic facts (Section 4.3).

4.1 World State Maintaining

As shown in the light blue block in Figure 5, we maintain two lists to separately keep track of all

pre-facts and post-facts. For each atomic fact, we store its content s_i , start time $t_{i,begin}$, and end time $t_{i,end}$.

4.2 Operation Pipeline

As shown in Figure 5, our operation pipeline consists of four steps which we execute in order:

1. *Decompose Events.* We decompose a new event into pre-facts and post-facts.
2. *Determine Validity Interval.* For each atomic pre-fact or post-fact, we use the world state to determine its validity interval.
3. *Detect Contradictions.* Based on the validity interval of the current fact, we determine whether the current fact contradicts any existing facts.
4. *Update World State.* If needed, we update existing facts based on the current fact and finally add the current fact to the world state.

Pseudocode is shown in Appendix A.3.

4.2.1 Decompose Events

In the orange block in Figure 5, we decompose the event into pre-facts, post-facts, and static facts. We use zero-shot prompting with an LLM and parse the output for structure afterward; see details in Appendix A.1. After this step, we execute the following three steps in sequence for each atomic fact.

4.2.2 Determine Validity Interval

Given a new atomic fact, we now use all the facts in the world state to determine its validity interval, corresponding to the purple block in Figure 5. Taking a post-fact as an example, our initial default validity interval is $[l, \text{inf})$, where l is the right boundary of the event it came from. We then check the facts in the world state from left to right in order, starting with the ones whose left boundary is greater than l , until we find the first post-fact that contradicts with the current fact. We return the left boundary of that post-fact as the right boundary of the current fact; if there is no such contradictory post-fact, we return the default value of inf .

4.2.3 Detect Contradictions

As shown in the pink block in Figure 5, we retrieve all facts that overlap with the current fact, and check for contradictions. Note that this process can operate forward in time, as shown in Figure 2, as well as backward along the arrow of time. There are multiple ways to define the “overlap” of

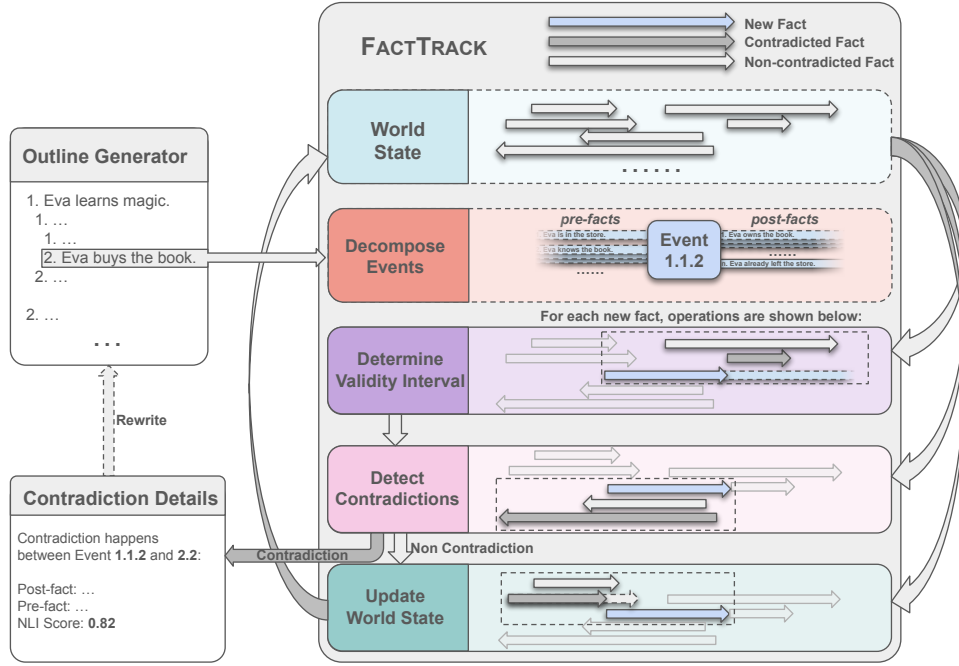


Figure 5: The general pipeline for how we maintain our data structure. We begin with a new event (e.g., plot point in a story outline), which we decompose into several pre-facts and post-facts (*Decompose Events*). For each fact, we determine its validity interval based on the world state (*Determine Validity Interval*), and then detect any contradictions with existing facts in the world state (*Detect Contradictions*). If the fact does not contradict any existing fact in the world state, then we update the world state with the new fact (*Update World State*). Otherwise, we write down details about the contradiction, and rewrite the new event conditioned on the preexisting event and details about the contradiction.

two directional segments. In our approach, we use the strictest constraint in Figure 4, since we only care about whether there are contradictions on the *checkpoints*, where the two directional facts begin. By requiring contradiction on both checkpoints, as depicted in Figure 4, our method gains better robustness against errors in fact decomposition or the retrieval process, eliminating many false positives. After this step, if there is a contradiction detected, we can print the contradiction information as shown in the example in Table 2, otherwise we directly update the world state.

4.2.4 Update World State

As shown in the green block in Figure 5, if we decide to accept the event when no contradiction is detected, we will use this step to update the world state. We first use the current fact to update the validity intervals of existing facts in the world state. Taking a post-fact with interval $[l, r)$ as an example, to update the validity intervals, we retrieve all facts $[L, R)$ satisfying $L \leq l \leq R \leq r$. If those two facts contradict, then we update the validity interval $[L, R)$ to be $[L, l)$. Finally, we add the new fact $[l, r)$ to the world state.

4.3 Contradiction Recognition

We use an NLI model finetuned on outputs annotated by GPT4 (Appendix A.4). By using that model, we can give every pair of facts a contradic-

tion score from 0 to 1 corresponding to how likely they are to contradict each other. If this score is over a set threshold, we say that the two facts contradict in our method. For the update condition and contradiction condition, we use different thresholds since false negatives for the update condition are less harmful than for the contradiction condition—it may not cause any major problems if we miss an update to a fact’s validity interval, but we do not want to ignore an actual contradiction. Additionally, to reduce the computational cost of checking all fact pairs, we also use Contriever (Izacard et al., 2021) as a retrieval model to filter out some irrelevant fact pairs; see filtering details in Appendix A.3.

5 Evaluation

Experiment Setup. To examine our method’s empirical effectiveness, we apply FACTTRACK to the task of detecting the contradictions in a story outline. While our method can also work online, detecting problems during the outline generation process and providing feedback, we evaluate only offline in this work. We employ an outline generator similar to the detailed outliner from Yang et al. (2022a), modifying the prompt to include more factual information (Appendix B.2). In particular, we follow their paradigm of breadth-first outline expansion (Appendix A.5). To balance

Method	PAIRWISE SCORE	CONTEXT SCORE
FULL OUTLINE DETECTION (GPT-4-Turbo)	2.355 ± 0.163	2.859 ± 0.149
FACTTRACK (LLaMA2-7B-Chat, top 300)	2.393 ± 0.164	2.777 ± 0.146
FACTTRACK (GPT-4-Turbo, top 300)	2.599 ± 0.148	3.133 ± 0.123
Random	1.419 ± 0.075	1.62 ± 0.087
PAIRWISE DETECTION (LLaMA2-7B-Chat)	1.452 ± 0.080	1.64 ± 0.088
FULL OUTLINE DETECTION (GPT-3.5-Turbo)	1.556 ± 0.068	1.902 ± 0.078
FACTTRACK (LLaMA2-7B-Chat, random 500)	1.836 ± 0.092	2.046 ± 0.092

Table 1: Comparison results of FACTTRACK (based on LLaMA2-7B-Chat) against corresponding baselines on 90 depth-3 story outlines. The contradiction scores range from 1 to 5, as annotated by GPT-4-Turbo; higher is better. PAIRWISE SCORE indicates that the GPT-4-Turbo evaluator only sees the events corresponding to the two facts being checked, while in CONTEXT SCORE, GPT-4-Turbo sees the whole story outline as context. We downsample FACTTRACK’s detections either randomly (e.g., random 500) or based on top contradiction scores to match the number of detections with baselines for fairer comparison; see Appendices B.3 and C for experiment details. FACTTRACK based on LLaMA2-7B-Chat achieves performance comparable to GPT4-Turbo while significantly outperforming other baselines. Additionally, when FACTTRACK is run on GPT4, the performance surpasses all baselines.

Event Pair
event 1.3.3: As the group learns more about their shared destiny, they begin to uncover secrets about their pasts that have been hidden from them. <i>At the beginning,</i> The group discovers that their shared destiny is connected to a larger conspiracy involving a powerful organization. <i>At end,</i> The group learns the truth about their pasts and the reason they have been brought together, and must decide how to use their newfound knowledge to change their lives and the world around them. event 3.2: As the group of strangers continues on their journey, they begin to uncover hidden secrets about their pasts and the mysterious force that brought them together. They must work together to unravel the truth before it’s too late. <i>At the beginning,</i> The group discovers a cryptic message that seems to point to a sinister event involving their shared destiny. <i>At end,</i> The group uncovers a shocking truth about their pasts and the true nature of the force that brought them together..
Atomic Fact Pairs Detected as Contradict
post-fact 1: The group learns secrets about their pasts that have been hidden from them., pre-fact 1: They have no memory of their past or how they were brought together., $P(\text{contradict}): 0.8495$
post-fact 2: The group learns secrets about their pasts that have been hidden from them., pre-fact 2: They are unaware of any hidden secrets about their pasts, $P(\text{contradict}): 0.9822$
post-fact 3: The group begins to understand the reason they have been brought together pre-fact 3: They have no memory of their past or how they were brought together. $P(\text{contradict}): 0.4507$
post-fact 4: The group must work together to uncover the truth about their pasts and their destiny., pre-fact 4: They are unaware of any hidden secrets about their pasts, $P(\text{contradict}): 0.6361$

Table 2: An example pair of events detected by FACTTRACK as having contradicting atomic facts. The contradiction arises because in event 1.3.3, the group already gains knowledge of hidden secrets that are the reason they have been brought together, which contradicts the indication that before event 3.2, they are unaware about those secrets.

length and knowledge density, we use story outlines with three layers, with each event having three sub-events, for 39 events in total. In the evaluation process, we randomly select 90 premises from the WritingPrompts dataset (Fan et al., 2018) and use LLaMA2-7B-Chat (Touvron et al., 2023) to generate the outlines; note that we run FACTTRACK on LLaMA2-7B-Chat as well. The task can be understood as a detection task: given the outline, we want to retrieve some candidate event pairs, indicating that the model considers them to be contradictory. Outline statistics are shown in Appendix C.

Input : $[premise, event_1, event_{1.1}, \dots, event_{3.3.3}]$
Output : $[(id_{1,1}, id_{1,2}), \dots, (id_{n,1}, id_{n,2})]$

Baselines. Due to the lack of directly applicable prior methods for this task, we designed two baselines as follows.

- 1. PAIRWISE DETECTION on LLaMA2-7B-Chat:** We let the large language model view two retrieved event nodes and then make a prediction. This method can be relatively better scaled, but it is more challenging to maintain the temporal validity of facts.

2. **FULL OUTLINE DETECTION on GPT series:** We let the large language model view the entire text and then use Chain of Thought (CoT) to structurally predict some event nodes that contradict each other. This method is limited by the size of the context window; in our problem, the outline of 39 events along with the prompt length is on average about 4800 tokens, so we run this setting with GPT-3.5-Turbo and GPT-4-Turbo.

Due to the different numbers of positively detected samples, we have downsampled the results, as detailed in Appendix C.

Metrics. Due to the difficulty and highly context-dependent nature of annotating event contradictions, we have not found a satisfactory method to clearly label ground truth data, even with human annotations (Appendix B.1); on inspection, we found GPT-4-Turbo (OpenAI, 2023) annotations to be higher quality and less noisy. Since the contradiction is not binary and sometimes there is some nuance and context dependency, we score the degree of contradiction in candidate pairs on a scale from 1 to 5 (see Appendix B.3). Using this score annotation method, we check the average score of contradiction in pairs detected by each method, i.e., a higher average score means the method is better at detecting actual contradictions. We designed two variations of this metric based on the context provided to GPT-4-Turbo:

1. **PAIRWISE SCORE** directly labels contradictions just by looking at the given pair of events.
2. **CONTEXT SCORE** labels the two events in the context of seeing the entire rest of the outline.

Evaluation Results. Table 1 shows the results of our experiment. FACTTRACK on LLaMA2-7B-Chat is significantly better on the two metrics than both FULL OUTLINE DETECTION using GPT-3.5-Turbo and PAIRWISE DETECTION on LLaMA2-7B-Chat. We also achieve comparable performance with GPT4-Turbo, despite only using LLaMA2-7B-Chat in our method. When we run FACTTRACK on GPT4, the performance significantly surpasses all base-

lines³ The experimental results confirm our intuition that FACTTRACK can effectively enhance our ability to detect factual contradictions in story planning, benefiting from the decomposition of events and maintenance of validity intervals of atomic facts.

Tables 2 show a representative example of contradictory event pairs. We can see that our approach performs detailed comparisons at a fine-grained fact level rather than simply checking for contextual continuity. See Appendix E for more examples.

The qualitative inspection also shows that the decomposition step remains a bottleneck for FACTTRACK, as the nature of language leads to misunderstandings of events before decomposition; LLaMA2-7B-Chat also sometimes generates ambiguous or vague atomic facts. In Appendix F we show a failure case resulting from ambiguity. Moreover, our current method only detects binary contradictions and does not handle more complex situations. Detailed error analysis can be found in Appendix F.

6 Ablation Study

We investigate the relative contribution and alternative choices of the individual modules of FactTrack: *Decompose Events*, *Track Fact (Determine Validity Interval + Update World State)* and *Detect Contradictions*.

1. *Without Decompose Events:* To understand how our system performs without the *Decompose Events* module, we replace it with the Chain of Thought (CoT) reasoning method. The CoT prompts are shown in Table 8.
2. *Without Tracking Facts:* In this variant, we remove the *Determine Validity Interval* and *Update World State* steps. All facts are considered valid by default.
3. *Replace NLI Model in Detect Contradictions with Other Models:* Our motivation for using the NLI model is to reduce the computational cost of the entire pipeline. We explore replacing the NLI model with few-shot LLMs and provide a quantitative estimation of the

³Note that while we used GPT-4-Turbo to generate the fact contradiction data to finetune our NLI model to work on more complex text, GPT-4-Turbo is not directly used in the pipeline of FACTTRACK on LLaMA2-7B-Chat. See details in Appendix A.4.

Method	PAIRWISE SCORE	CONTEXT SCORE
CoT (<i>without decompose events</i>)	2.355	2.859
FACTTRACK	2.599	3.133
FACTTRACK (<i>without track facts</i>)	2.380	2.364
FACTTRACK	2.412	2.386
FACTTRACK (few-shot GPT4)	2.212	2.216
FACTTRACK (few-shot LLaMA-7B-Chat)	2.186	2.196
FACTTRACK (NLI Model, default)	1.836	2.046

Table 3: Ablations on individual components of FACTTRACK, including removing *Decompose Events*, *Track Facts* (combining *Determine Validity Interval* and *Update World State*), and replacing *Detect Contradictions* with other methods. Both *Decompose Events* and *Track Facts* are critical to performance, while *Detect Contradictions* can be improved by changing its internal modules and thresholds.

improvement.

6.1 Results

Table 3 shows that both the *Decompose Events* and *Track Facts* modules are critical to performance. However, the *Detect Contradictions* module can be improved by using few-shot versions of GPT-4 and LLaMA-7B-Chat, suggesting that more fine-grained annotation and knowledge distillation could enhance performance further. This indicates that while FACTTRACK has already substantially outperformed the baselines, there is potential for even better performance.

7 Conclusion and Future Work

As the complexity of texts generated by LLMs increases, understanding their structures and tracking time-varying factual information becomes an increasingly important bottleneck in long-form generation. In this work, we have introduced FACTTRACK, a fact-tracking framework that decomposes events into pre-facts and post-facts and maps them onto a timeline, facilitating the tracking of narrative progress and detecting contradictions between events. Experimental results show that when we apply FACTTRACK to contradiction detection on structured story outlines using LLaMA2-7B-Chat as the base model, our method achieves performance comparable to GPT4 and significantly outperforms baselines using the same base LLM. Furthermore, when we run our method on GPT4, we find that its performance significantly outperforms all baselines.

By effectively maintaining factual consistency over extended contexts, we envision FACTTRACK serving not only as a fact-tracking module for complex content planning but also as an efficient automatic evaluation metric for contradictions in extensive texts. We additionally envision several further possibilities for improving our system, such as enhancing decomposition accuracy, structuring atomic facts more effectively (for instance, based on entities), and/or maintaining timelines in narra-

tives that do not follow a strict chronological order. Moreover, although we only experiment on story outlines in this work, FACTTRACK is in principle generally applicable to other domains, and we hope that our framework’s capacity for managing time-specific knowledge could be of use in other areas as well, such as detecting fake news and dynamically updating knowledge bases.

Ethics Statement

Since FACTTRACK is built upon existing LLMs, we may inherit any potential biases and harms from those systems. However, in FACTTRACK, we focus on tracking facts and detecting factual inconsistencies during the process of creative story generation, with an emphasis on the interpretability of the world state within narrative structures. Our focus on factuality limits the potential abuse of language models and may be a useful tool for mitigating such abuses in the first place.

FACTTRACK is also currently designed only for English, although translating our prompts to other languages shouldn’t be difficult in principle. However, performance might suffer in lower-resource languages, depending on the base LLM.

Reproducibility Statement

We saved all intermediate computation results, including our NLI dataset as well as results from the decomposition and inference steps. The finetuning process of the NLI model is also described in the appendix; otherwise, we use existing open-source or API-based LLMs for inference with temperature 0. Thus we believe our work is highly reproducible, and all of our code and data will be open-sourced upon publication. However, as we use the OpenAI API in some of our experimental comparisons, we cannot rule out the possibility of minor differences in inference results due to future API updates.

References

- James F Allen. 1983. Maintaining knowledge about temporal intervals. *Communications of the ACM*, 26(11):832–843. 5
- Isabelle Augenstein, Christina Lioma, Dongsheng Wang, Lucas Chaves Lima, Casper Hansen, Christian Hansen, and Jakob Grue Simonsen. 2019. [MultiFC: A real-world multi-domain dataset for evidence-based fact checking of claims](#). In *Proceedings of the 2019 Conference on Empirical Methods in Natural Language Processing and the 9th International Joint Conference on Natural Language Processing (EMNLP-IJCNLP)*, pages 4685–4697, Hong Kong, China. Association for Computational Linguistics. 2
- Deng Cai, Yizhe Zhang, Yichen Huang, Wai Lam, and Bill Dolan. 2021. [Narrative incoherence detection](#). 1
- Guan-Lin Chao and Ian Lane. 2019. [Bert-dst: Scalable end-to-end dialogue state tracking with bidirectional encoder representations from transformer](#). 2
- Marie-Catherine de Marneffe, Anna N. Rafferty, and Christopher D. Manning. 2008. [Finding contradictions in text](#). In *Proceedings of ACL-08: HLT*, pages 1039–1047, Columbus, Ohio. Association for Computational Linguistics. 1
- Bhuwan Dhingra, Jeremy R. Cole, Julian Martin Eisen-schlos, Daniel Gillick, Jacob Eisenstein, and William W. Cohen. 2022. [Time-aware language models as temporal knowledge bases](#). *Transactions of the Association for Computational Linguistics*, 10:257–273. 3
- Angela Fan, Mike Lewis, and Yann Dauphin. 2018. [Hierarchical neural story generation](#). In *Proceedings of the 56th Annual Meeting of the Association for Computational Linguistics (Volume 1: Long Papers)*, pages 889–898, Melbourne, Australia. Association for Computational Linguistics. 7, 13
- Angela Fan, Aleksandra Piktus, Fabio Petroni, Guillaume Wenzek, Marzieh Saeidi, Andreas Vlachos, Antoine Bordes, and Sebastian Riedel. 2020. [Generating fact checking briefs](#). In *Proceedings of the 2020 Conference on Empirical Methods in Natural Language Processing (EMNLP)*, pages 7147–7161, Online. Association for Computational Linguistics. 2
- Richard E Fikes and Nils J Nilsson. 1971. Strips: A new approach to the application of theorem proving to problem solving. *Artificial intelligence*, 2(3-4):189–208. 3
- Mandy Guo, Joshua Ainslie, David C. Uthus, Santiago Ontañón, Jianmo Ni, Yun-Hsuan Sung, and Yinfei Yang. 2021. [Long5: Efficient text-to-text transformer for long sequences](#). *CoRR*, abs/2112.07916. 3
- Mikael Henaff, Jason Weston, Arthur Szlam, Antoine Bordes, and Yann LeCun. 2017. [Tracking the world state with recurrent entity networks](#). 2
- Peter Hühn, Jan Christoph Meister, John Pier, Wolf Schmid, and Jörg Schönert. 2009. [The living handbook of narratology](#). *Hamburg: Hamburg Univer-sity*. URL: <http://www.lhn.uni-hamburg.de> (Retrieved on 12.03. 2020). 3
- Gautier Izacard, Mathilde Caron, Lucas Hosseini, Sebastian Riedel, Piotr Bojanowski, Armand Joulin, and Edouard Grave. 2021. [Unsupervised dense information retrieval with contrastive learning](#). 6
- Joel Jang, Seonghyeon Ye, Changho Lee, Sohee Yang, Joongbo Shin, Janghoon Han, Gyeonghun Kim, and Minjoon Seo. 2023. [Temporalwiki: A lifelong benchmark for training and evaluating ever-evolving language models](#). 3
- Ryo Kamoi, Tanya Goyal, Juan Diego Rodriguez, and Greg Durrett. 2023. [Wice: Real-world entailment for claims in wikipedia](#). 2
- Chloé Kiddon, Luke Zettlemoyer, and Yejin Choi. 2016. [Globally coherent text generation with neural checklist models](#). In *Proceedings of the 2016 Conference on Empirical Methods in Natural Language Processing*, pages 329–339, Austin, Texas. Association for Computational Linguistics. 2
- Jiwei Li, Thang Luong, and Dan Jurafsky. 2015. [A hierarchical neural autoencoder for paragraphs and documents](#). In *Proceedings of the 53rd Annual Meeting of the Association for Computational Linguistics and the 7th International Joint Conference on Natural Language Processing (Volume 1: Long Papers)*, pages 1106–1115, Beijing, China. Association for Computational Linguistics. 3
- Nelson F. Liu, Kevin Lin, John Hewitt, Ashwin Paranjape, Michele Bevilacqua, Fabio Petroni, and Percy Liang. 2023. [Lost in the middle: How language models use long contexts](#). 1
- Tsvetomila Mihaylova, Georgi Karadzhov, Pepa Atanasova, Ramy Baly, Mitra Mohtarami, and Preslav Nakov. 2019. [SemEval-2019 task 8: Fact checking in community question answering forums](#). In *Proceedings of the 13th International Workshop on Semantic Evaluation*, pages 860–869, Minneapolis, Minnesota, USA. Association for Computational Linguistics. 2
- Sewon Min, Kalpesh Krishna, Xinxu Lyu, Mike Lewis, Wen-tau Yih, Pang Wei Koh, Mohit Iyyer, Luke Zettlemoyer, and Hannaneh Hajishirzi. 2023. [Factscore: Fine-grained atomic evaluation of factual precision in long form text generation](#). *arXiv preprint arXiv:2305.14251*. 2, 3
- Piotr Mirowski, Kory W. Mathewson, Jaylen Pittman, and Richard Evans. 2022. [Co-writing screenplays and theatre scripts with language models: An evaluation by industry professionals](#). 3
- OpenAI. 2023. [Gpt-4 technical report](#). 1, 8
- Long Ouyang, Jeff Wu, Xu Jiang, Diogo Almeida, Carroll L. Wainwright, Pamela Mishkin, Chong Zhang, Sandhini Agarwal, Katarina Slama, Alex Ray, John Schulman, Jacob Hilton, Fraser Kelton, Luke Miller, Maddie Simens, Amanda Askell, Peter Welinder, Paul Christiano, Jan Leike, and Ryan Lowe. 2022. [Train-](#)

ing language models to follow instructions with human feedback. 1

Jiaxin Pei, Aparna Ananthasubramaniam, Xingyao Wang, Naitian Zhou, Apostolos Dedeloudis, Jackson Sargent, and David Jurgens. 2022. [POTATO: The portable text annotation tool](#). In *Proceedings of the 2022 Conference on Empirical Methods in Natural Language Processing: System Demonstrations*, pages 327–337, Abu Dhabi, UAE. Association for Computational Linguistics. 14

Hannah Rashkin, Asli Celikyilmaz, Yejin Choi, and Jianfeng Gao. 2020. [Plotmachines: Outline-conditioned generation with dynamic plot state tracking](#). *CoRR*, abs/2004.14967. 2, 3

Shaden Shaar, Firoj Alam, Giovanni Da San Martino, and Preslav Nakov. 2022. [The role of context in detecting previously fact-checked claims](#). In *Findings of the Association for Computational Linguistics: NAACL 2022*, pages 1619–1631, Seattle, United States. Association for Computational Linguistics. 2

Dinghan Shen, Asli Celikyilmaz, Yizhe Zhang, Liquan Chen, Xin Wang, Jianfeng Gao, and Lawrence Carin. 2019. [Towards generating long and coherent text with multi-level latent variable models](#). In *Proceedings of the 57th Annual Meeting of the Association for Computational Linguistics*, pages 2079–2089, Florence, Italy. Association for Computational Linguistics. 3

Sainbayar Sukhbaatar, Arthur Szlam, Jason Weston, and Rob Fergus. 2015. [Weakly supervised memory networks](#). *CoRR*, abs/1503.08895. 2

Blaise Thomson and Steve Young. 2010. Bayesian update of dialogue state: A pomdp framework for spoken dialogue systems. *Computer Speech & Language*, 24(4):562–588. 2

James Thorne, Andreas Vlachos, Christos Christodoulopoulos, and Arpit Mittal. 2018. [FEVER: a large-scale dataset for fact extraction and VERification](#). In *Proceedings of the 2018 Conference of the North American Chapter of the Association for Computational Linguistics: Human Language Technologies, Volume 1 (Long Papers)*, pages 809–819, New Orleans, Louisiana. Association for Computational Linguistics. 2

Yufei Tian and Nanyun Peng. 2022. [Zero-shot sonnet generation with discourse-level planning and aesthetics features](#). In *Proceedings of the 2022 Conference of the North American Chapter of the Association for Computational Linguistics: Human Language Technologies*, pages 3587–3597, Seattle, United States. Association for Computational Linguistics. 3

Hugo Touvron, Louis Martin, Kevin Stone, Peter Albert, Amjad Almahairi, Yasmine Babaei, Nikolay Bashlykov, Soumya Batra, Prajjwal Bhargava, Shruti Bhosale, Dan Bikel, Lukas Blecher, Cristian Canton Ferrer, Moya Chen, Guillem Cucurull, David Esiobu, Jude Fernandes, Jeremy Fu, Wenyin Fu, Brian Fuller, Cynthia Gao, Vedanuj Goswami, Naman Goyal, Anthony Hartshorn, Saghar Hosseini, Rui Hou, Hakan Inan,

Marcin Kardas, Viktor Kerkez, Madian Khabsa, Isabel Kloumann, Artem Korenev, Punit Singh Koura, Marie-Anne Lachaux, Thibaut Lavril, Jenya Lee, Diana Liskovich, Yinghai Lu, Yuning Mao, Xavier Martinet, Todor Mihaylov, Pushkar Mishra, Igor Molybog, Yixin Nie, Andrew Poulton, Jeremy Reizenstein, Rashi Rungta, Kalyan Saladi, Alan Schelten, Ruan Silva, Eric Michael Smith, Ranjan Subramanian, Xiaoqing Ellen Tan, Binh Tang, Ross Taylor, Adina Williams, Jian Xiang Kuan, Puxin Xu, Zheng Yan, Iliyan Zarov, Yuchen Zhang, Angela Fan, Melanie Kambadur, Sharan Narang, Aurelien Rodriguez, Robert Stojnic, Sergey Edunov, and Thomas Scialom. 2023. [Llama 2: Open foundation and fine-tuned chat models](#). 7

David Wadden, Shanchuan Lin, Kyle Lo, Lucy Lu Wang, Madeleine van Zuylen, Arman Cohan, and Hananeh Hajishirzi. 2020. [Fact or fiction: Verifying scientific claims](#). In *Proceedings of the 2020 Conference on Empirical Methods in Natural Language Processing (EMNLP)*, pages 7534–7550, Online. Association for Computational Linguistics. 2

William Yang Wang. 2017. [“liar, liar pants on fire”: A new benchmark dataset for fake news detection](#). In *Proceedings of the 55th Annual Meeting of the Association for Computational Linguistics (Volume 2: Short Papers)*, pages 422–426, Vancouver, Canada. Association for Computational Linguistics. 2

Yichen Wang, Kevin Yang, Xiaoming Liu, and Dan Klein. 2023. [Improving pacing in long-form story planning](#). In *Findings of the Association for Computational Linguistics: EMNLP 2023*, pages 10788–10845, Singapore. Association for Computational Linguistics. 3

Kevin Yang, Dan Klein, Nanyun Peng, and Yuandong Tian. 2022a. [Doc: Improving long story coherence with detailed outline control](#). *arXiv preprint arXiv:2212.10077*. 1, 3, 6

Kevin Yang, Nanyun Peng, Yuandong Tian, and Dan Klein. 2022b. [Re3: Generating longer stories with recursive reprompting and revision](#). *arXiv preprint arXiv:2210.06774*. 1, 2, 3

Lili Yao, Nanyun Peng, Ralph Weischedel, Kevin Knight, Dongyan Zhao, and Rui Yan. 2019. [Plan-and-write: Towards better automatic storytelling](#). 3

Michael Zhang and Eunsol Choi. 2023. [Mitigating temporal misalignment by discarding outdated facts](#). In *Proceedings of the 2023 Conference on Empirical Methods in Natural Language Processing*, pages 14213–14226, Singapore. Association for Computational Linguistics. 3

Wangchunshu Zhou, Yuchen Eleanor Jiang, Peng Cui, Tiannan Wang, Zhenxin Xiao, Yifan Hou, Ryan Cotterell, and Mrinmaya Sachan. 2023. [Recurrentgpt: Interactive generation of \(arbitrarily\) long text](#). 2

A Methodology Details

A.1 Prompt of event Decomposition

A.2 Epsilon Padding on Timeline

Note that to easily distinguish the boundary between different events, we set a tiny number $\epsilon = 10^{-6}$ as the padding between the events. So the real format in of event time interval is:

$$\epsilon = 10^{-6}$$

$$\forall i \in 1..k :$$

$$l_i = l + (i - 1) \cdot \frac{r - l - (k + 1) \cdot \epsilon}{k} + \epsilon \cdot i$$

$$r_i = l + i \cdot \frac{r - l}{k} + \epsilon \cdot i$$

Figure 3 shows there is a slight gap between different events, and fact begins from the corresponding boundary of the event.

A.3 Pseudocode of Interval Operation

In our data structure ⁴, we use a list to store the intervals of all fact content, their validity intervals, and their embeddings from the contriever model. Here are some definitions of the notation in the pseudocode:

1. For *isOverlap*(l, r, L, R) in the pseudocode, we use the condition $l \leq L \leq r \leq R$, as discussed in Section 3.2.
2. *Filter*(p, P), used to sample relevant event pairs, is implemented as $\text{sim}_{\text{contriever}}(p, P) > 0.5$.
3. For *Same*(p, P) as considered in the update condition, we drop identical atomic facts to reduce computation, as judged by $\text{sim}_{\text{contriever}}(p, P) > 0.95$.
4. For *Contradict*(p, P), we use different thresholds to make detection more effective and make the update more robust. In the determine and update validity interval step, this means $NLI_Score > 0.8$, while in check contradict step, this means $NLI_Score > 0.2359$, set as discussed in Appendix A.4.

A.4 Finetuning NLI Models

Since the task format of recognizing whether two atomic facts contradict is similar to NLI,

⁴Refer to this file for the core part of our data structure: https://github.com/cogito233/contradict-detector/blob/main/contradict-detector/core/contradict_detector.py.

Algorithm 1 Determine validity interval for a pre-fact

Input: world state: $W = [\forall i, (p_i, l_i, r_i)]$
Input: pre-fact: P , init time: T
Output: validity interval: $(L, R]$

```

 $L, R \leftarrow -\text{inf}, T$ 
 $W \leftarrow \text{Sort}(W, r_i > r_j)$ 
for (prefact: $p, l, r$ )  $\in W, r < R$  do
  if Same( $p, P$ ) then
     $L \leftarrow r$ 
    break
  end if
  if Filter( $p, P$ ) & Contradict( $p, P$ ) then
     $L \leftarrow r$ 
    break
  end if
end for

```

Algorithm 2 Verify whether current fact contradicts world state

Input: world state: $W = [\forall i, (p_i, l_i, r_i)]$
Input: pre-fact: P , validity interval: $(L, R]$
Output: whether there is a contradiction: *flag*

```

 $L, R \leftarrow -\text{inf}, T$ 
 $W' \leftarrow []$ 
 $\text{flag} \leftarrow \text{False}$ 
for (post-fact: $p, l, r$ )  $\in W$  do
  if isOverlap( $l, r, L, R$ ) & Filter( $p, P$ ) then
    if Contradict( $p, P$ ) then
       $\text{flag} = \text{True}$ 
    end if
  end if
end for

```

Algorithm 3 Update world state for a pre-fact

Input: world state: $W = [\forall i, (p_i, l_i, r_i)]$
Input: pre-fact: P , validity interval: $(L, R]$
Output: new world state: $W' = [\forall i, (p_i, l_i, r_i)]$

```

 $L, R \leftarrow -\text{inf}, T$ 
 $W' \leftarrow \text{Sort}(W, l_i < l_j)$ 
for (pre-fact: $p, l, r$ )  $\in W', l < R$  &  $R < r$  do
  if Same( $p, P$ ) then
     $L \leftarrow r$ 
  end if
  if Filter( $p, P$ ) & Contradict( $p, P$ ) then
     $l \leftarrow R$ 
  end if
end for
 $W' \leftarrow W'.\text{add}(P, L, R)$ 

```

Deconstruct the given event point into atomic facts, considering facts valid until before the event event (pre-facts), facts valid starting after the event event (post-facts), and facts that remain valid throughout the event (static facts). For pre-facts, identify the conditions that are present before the event, but change as a result of it. For post-facts, identify the conditions that are valid after the event, which are essentially the transformed versions of the corresponding pre-facts. Static facts are the conditions that remain true throughout the event. Please be sure to present facts as assertive statements, rather than speculative or suggestive ones.

event point: {event_point_text}

Pre-Facts:

[pre-facts]

Post-Facts:

[post-facts]

Static Facts:

[static facts]

Table 4: The prompt we use to decompose the event into different directional atomic facts.

we use an NLI model from huggingface (MoritzLaurer/DeBERTa-v3-large-mnli-fever-anli-ling-wanli) and finetune it using GPT-4-Turbo annotations to adapt the narration domain, see the prompt in Table 5. To construct the dataset, we generate 60 outlines from the WritingPrompts dataset (Fan et al., 2018) and use 50 for training and 10 for testing. In the training set, we have a total of 856,748 fact pairs. To create a subsample, we first use an NLI model without any finetuning to retrieve data. Then, we employ a second NLI model, which has been finetuned based on the data retrieved by the first, non-finetuned model. From the output of both models, we subsample 10,000 fact pairs based on each model. As the vast majority of fact pairs are not contradictory, to improve class balance, for each model, we randomly select 5k from the top 1% most confidently predicted contradictions; 2k from the top 1-10%; and 3k from the remaining. After removing duplicate data, we get 18,702 fact pairs, which are then annotated by GPT-4-Turbo using the prompt shown in Table 5.

Based on this annotation result, we estimate the overall positive rate of all 856,748 fact pairs as 2.98%. To evaluate, we re-rank the fact pairs in the test set, and divide the top 10% of data into 10 intervals, with 100 data points randomly

sampled in each interval to observe the positive rate. Therefore, we set the percentile threshold for flagging a contradiction in FACTTRACK at 3% ($NLI_Score \geq 0.2359$), with precision = 60% and recall = 60% on our GPT-4-Turbo-annotated test set.

Do the following statements contradict each other?
Answer “Yes” or “No”.

{fact1}

{fact2}

Table 5: The prompt given to GPT-4-Turbo to classify two fact statements as contradicting each other. We use the result to fine-tune our NLI model to better fit the narrative domain.

A.5 Outline Generation

In our experiments, we use depth=3, branching factor=3 to generate outlines, where depth means the maximum number of hierarchical outline layers, and the branching factor means the number of sub-events one node decomposes into. We chose these settings because the length of such an outline (around 4800 tokens for GPT-4-Turbo) makes the outline sufficiently complex while still somewhat tractable for annotation. FACTTRACK itself can easily scale to a more complex outline. Compared with the Detailed Outliner in the DOC paper, we have two changes. (1) We add the sections “begin event” and “end event” to each event, because

we want the Outline to be richer in facts and more precise in context; (2) We set the “partial outline” (prompt context for generating each new sub-event) to always be the content’s direct parent, while in Detailed Outliners, the default setting is to be all ancestors and their siblings. This is mainly because we consider our method as using constant text window size for outline generation. Additionally, in our code (to be open-sourced upon publication), we do implement all the options to conveniently change the above settings, which we believe will facilitate further evaluation for new methods in the future. Our prompts are shown in Table 6.

Based on rough estimation, we expect that outlines generated in this manner will contain approximately 3 to 5 gold contradictions per outline on average, as well as around several dozen partial contradictions.

{partial_outline}

Can you break down point **{idx}** into up to **{bandwidth}** independent, chronological and similarly-scoped sub-points? Also list the names of characters that appear. Please follow the template below. Include detailed information about each character in the "Main event". Do not answer anything else.

point **{idx}**.1

Main event: [event event]

Characters: [character names]

Begin event: [begin event]

End event: [end event]

point **{idx}**.2

Main event: [event event]

Characters: [character names]

Begin event: [begin event]

End event: [end event]

...

Table 6: The prompt given to GPT-4-Turbo to generate the outline. Compared to DOC, we added the boundary events to make the generation more stable and have a higher fact density.

B Baselines and Evaluation Settings

B.1 Human Annotation Attempt

We initially attempted human annotation but found the task to be highly challenging to annotate. Even experienced human labor and advanced LLMs

struggled to accurately obtain ground truth labels. This situation has become increasingly common in the era of LLMs. We used prolific.co as our human annotation platform and implemented a foldable outline with the Potato Annotation Framework (Pei et al., 2022), along with some structured input formats (See Figures 6 and 7). The budget for each annotator was 30 minutes per Outline, at 15 USD per hour. The prompts given to human annotators were also used to establish a Full Context Detection Baseline for GPT-4, which can be referred to in Table 8. In this context, we encountered problems such as: (1) annotators struggling to understand the form of the question; (2) 30 minutes being insufficient for annotators to retrieve all ground truth labels; (3) some annotators attempting to cheat by using GPT-4 for annotation. It is worth noting that it is theoretically feasible for human annotators to complete all the annotation tasks mentioned in this text. However, after our initial exploration, we concluded that sufficiently reducing annotation noise and achieving statistically significant conclusions would result in astonishing economic costs and probability infeasible. Therefore, in this project, we use the most advanced version of GPT-4-Turbo to complete all annotation tasks.

We in fact found that using GPT-4-Turbo, with the same instructions as a human annotator, achieved better results compared to humans upon manual inspection. However, we also found on inspection that even when our method FACT-TRACK was deployed on LLaMA2-7B-Chat, it maintained similar or even higher quality than GPT-4-Turbo. Using a worse baseline to evaluate our method was unreasonable, so we ultimately decided to use a scoring-based metric that considers individual pairs of facts rather than looking at full outlines. (We also tried using GPT-4-Turbo for preference annotation but found it to be noisy. This was due to different events potentially contradicting in various aspects, making it difficult to determine which was “better” or “worse.”)

B.2 Prompts Used in Baseline

See Table 7 and Table 8 for more detail.

B.3 Prompts Used in Metrics

See Table 9 and Table 10 for more detail.

B.4 Prompts Used in Ablation

See Table 11 for more detail.

Premise
L finds the Death Note instead of Light.
Outline
1 L embraces the power of the Death Note to create his own vision of a Beginning: L starts shaping the world according to his ideologies End: Early signs of L's utopia begin to show [click to unfold]
2 L's utopia starts to divide humanity, some hail him and others reject Beginning: The world begins reacting to the changes initiated by L End: The world is polarized [click to fold]
2.1 The reaction from criminal factions to L's use of the Death Note Beginning: Criminal groups unite to resist L's imposed changes End: An alliance of criminal factions forms to oppose L [click to fold]
2.1.1 L's previous opponents re-evaluate their stance Beginning: L's previous opponents become aware of L's utopia End: These opponents start questioning their earlier stance
2.1.2 Old rivals become new allies Beginning: Old rivals see a common enemy in the new entity 'Ki End: Old enemies of L start propositioning alliances against L
2.1.3 The unexpected alliance takes form Beginning: L's former foes officially form an alliance against End: The alliance effectively starts working against L's utopi
2.2 Encounters between L and criminal factions Beginning: L begins confrontations with members of the criminal End: L successfully infiltrates and sways some criminal members

Figure 6: Outline Shown in Human Annotation

Write down the indices of all pairs of events which clearly contradict each other in at least one fact (or which are clearly redundant/repetitive). Use a new line for each pair, and separate using a comma. For example:

1,2, 1,3, redundant contradiction
2, 3,3, factual contradiction
etc.

You can just annotate the "highest level" contradictions—i.e.g., 3,2 contradictions with both 1,3 and its sub-event 1,3.1, you can just write that 1,2 and 1,3 contradict, and omit the contradiction between 1,2 and 1,3.1.

Note:
We anticipate that each annotator will, on average, identify at least 10 pairs of contradictory or might contradictory plot elements in each outline. While you may take a few additional attempts, please ensure to keep the time spent on each outline within 30 minutes. Based on this, we will recalculate our time estimates and provide additional rewards accordingly. Here is an example of such an annotation.

#	outline index 1	outline index 2	contradiction type
1			
2			
3			
4			

Write down any other pairs that you think might contradict (or which are clearly redundant/repetitive), but aren't 100% sure about. Please use the same format as above, e.g.,

1,2, 1,3, redundant contradiction
2, 3,3, factual contradiction
etc.

Note:
We anticipate that each annotator will, on average, identify at least 10 pairs of contradictory or might contradictory plot elements in each outline. While you may take a few additional attempts, please ensure to keep the time spent on each outline within 30 minutes. Based on this, we will recalculate our time estimates and provide additional rewards accordingly. Here is an example of such an annotation.

#	outline index 1	outline index 2	contradiction type
1			
2			
3			
4			
5			
6			
7			

Figure 7: question bank in human annotation

C Experiment Statistics

We used 100 prompts to generate 90 Outlines from the writing prompt, with statistics in Table 12. For FACTTRACK deploy on LLaMA2-7B-Chat, we get 4589 positive pairs in total; For FACTTRACK deploy on GPT-4-Turbo, we get 8883 positive pairs in total; Details shown in Table 13. For FULL OUTLINE DETECTION on GPT-4-Turbo, we get 408 positive pairs in total; for PAIRWISE DETECTION on LLaMA2-7B-Chat, we subsample 10% pairs and get 400 positive pairs, means if we run the whole population, we expect get around 4,000 positive pairs of this baseline. Since we can not easily change the thresholding for our baseline, to make the comparison fairer, we subsample our method’s predictions so that both methods flag a similar total number of contradictions.

Question: Does those two time-ordered event point contradict each other? Answer “Yes” or “No”.

{event1_text}
{event2_text}

Table 7: Prompt of PAIRWISE DETECTION, we run it on LLaMA2-7B-Chat

To compare with FULL OUTLINE DETECTION on GPT-4-Turbo with 298 positive pairs detected, we subsample by the *Max fact pair NLI Score* between event pairs for 300 samples, while comparing with FULL OUTLINE DETECTION on GPT-3.5-Turbo (829 positive pair), PAIRWISE DETECTION on LLaMA2-7B-Chat (4000 positive pairs in estimation), we execute pure random sampling for 500 samples as a representative of the whole population (4589 positive pairs) of our methods.

Tables 14 and 15 show the sample size and distribution of our evaluation set. Several data points fail the generation, and we simply drop them. By observing the distribution, we find that FACTTRACK’s detection capability is slightly inferior to GPT-4-Turbo on clear contradictions (5 score), which may also be because we subsample top 300 instead of top 298, but on more nuanced or partial contradictions (2 score, 3 score, 4 score) FACTTRACK is significantly better than the two baselines. This observation intuitively confirms the source of strength for our approach.

D Using FACTTRACK to Enhance Outline Generation

We also implement algorithms to enhance outline generation itself by both direct rewriting, rewriting conditional on facts (see Table 16), and rewriting conditional on events (see Table 17). The qualitative inspection shows that it can improve factual consistency since we can detect and solve the problem on high-level planning. Sometimes our method can make false positive predictions, and continuing rewrite, we apply one of the following two strategies: (1) rewrite the event until rewrite sampling time (by default 5 times) and then ignore it; (2) resample the event until maximum sampling time (by default 10 times) and then rewrite the whole outline. Both strategies can help generate a high-quality outline.

We're a group of AI researchers aiming to improve models' abilities to detect contradictions in story outline. We will show you a story outline below and ask you to annotate contradictions(including redundancy/repetition of the same events multiple times, or contradictory facts between two events). Please take into account that the outline is structured as a tree. In this tree-like structure, individual points such as 1.1, 1.2, and 1.3 are child nodes of event point 1, so there is no contradiction between a node with its ancestors such as 1.3 and 1. If the text you enter doesn't match our guidelines, we'll highlight the text box in bold red to alert you.

Please be as comprehensive as possible; many pairs may contradict in only one aspect but are otherwise fine. Here are some examples

Example 1

event 1: John is taken aback by Linda's words and prepares to respond.

event 2: John hears Linda and decides to answer.

Label: redundancy contradiction (redundancy)

Example 2

event 1: John's news shocks Linda, and she's unsure how to react.

event 2: Linda reacts with confusion and frustration.

Label: factual contradiction (factual: "unsure how to react" vs "reacts")

Example 3

event 1: John starts responding to Sarah.

event 2: John tells Sarah he won't comply with her demand.

Label: redundancy contradiction (redundancy)

Example 4

event 1: Ghosts lead to discovery of Max's evidence. Initially, they leave clues at crime sites. Ultimately, authorities find the same items in Max's home and arrest him.

event 2: Ghosts disrupt Max's routine. Initially, they alter his routine. Ultimately, his deviations expose him to the authorities.

Label: factual contradiction (factual: "immediate arrest" vs "exposure")

{outline}

Write down the indices of all pairs of events which clearly contradict each other in at least one fact. Use a new line for each pair, and separate using a comma. For example:

factual contradiction | 1.2 | 1.3 | [Analyze: 1.2 mention that communication with Earth already established, but 1.3 indicate it is need be establish] | [Reason: the fact whether communication is established is contradictory] | [is contradiction? (Yes)]

factual contradiction | 2 | 3.3 | [Analyze: 2 mention that linda is angry when she grip an item, 3.3 mention that linda get into angry when shu trun around] | [Reason: based on the temperal order, it seems two diffrent events, independent and not contradict] | [is contradiction? (No)]

factual contradiction | 3.2 | 3.3 | [Analyze: 3.2 ends with the group locating the artifact hidden deep within the school, while 3.3 begins with the group already knowing how to deactivate the artifact, suggesting they have already located it] | [Reason: Since 3.2 happened before 3.3, so it is possible to find before deactivate it.] | [is contradiction? (No)]

etc.

You can just annotate the "highest-level" contradictions– if e.g., 1.2 contradicts with both 1.3 and its sub-event 1.3.1, you can just write that 1.2 and 1.3 contradict, and omit the contradiction between 1.2 and 1.3.1.

Note:

We anticipate that each annotator will, on average, identify at least 20 pairs of contradictory or might contradictory event elements in each outline.

Table 8: Prompt of FULL OUTLINE DETECTION. We run it on GPT Series models because LLaMA2-7B-Chat can not follow the instructions reliably.

{event1_text}
{event2_text}

Do these two given event in a story contain event redundant or factual inconsistency (they are assumed to be happenn on different stage in story since the index is not overlap)? Simply score the event’s redundant and factual inconsistency level using one score from 1 (lowest) to 5 (highest).

Please simply answer:

Score of Redundancy and Factual Inconsistency: [TODO, a number from 1 to 5]

Table 9: Prompt of PAIRWISE SCORE

Consider the following story outline written by a ai assistant, the outline follows a tree structure, for example, the son of node 1 is 1.1, 1.2, 1.3 respectively. The outline is as follows:

{outline_text}

Consider the following two events:

{event1_text}
{event2_text}

Do these two given event in a story contain event redundant or factual inconsistency (they are assumed to be happenn on different stage in story since the index is not overlap)? Simply score the event’s redundant and factual inconsistency level using one score from 1 (lowest) to 5 (highest).

Please simply answer:

Score of Redundancy and Factual Inconsistency: [TODO, a number from 1 to 5]

Table 10: Prompt of CONTEXT SCORE

E More Examples

We show three more correct examples of contradictions we detected in a story outline, in Table 18, Table 19, Table 20 and Table 21.

F Error Analysis

Although our method significantly outperforms the baseline, it still fails in certain cases. These failures include:

1. Decomposition is not sufficiently atomic;
2. Mistakes in contradiction detection;
3. Facts are not updated in the timeline.

Table 22, 23 and 22 illustrate three examples of such failures.

Do the following statements contradict each other? Answer “Yes” or “No”.

Fact 1: John’s lifestyle is strictly aligned with the teachings of his faith.

Fact 2: John holds certain religious beliefs before his encounter with the entities.

Answer: No

Fact 1: The society in Europe was functioning normally without any widespread fear or despair.

Fact 2: The populace of Europe is living in fear and despair due to the Black Death.

Answer: Yes

Fact 1: Emily was living a normal life without any chaos or fear related to supernatural experiences.

Fact 2: The demon inside Emily had a certain level of control over her.

Answer: Yes

Fact 1: The selection process has started.

Fact 2: The selection process continues to progress.

Answer: No

Fact 1: The footage contains information that can be analyzed.

Fact 2: John has access to the footage from the camera.

Answer: No

Fact 1: The townsfolk are healthy and not infected with the mysterious virus.

Fact 2: The infection is causing the townsfolk to behave strangely.

Answer: Yes

Fact 1: **{fact1}**

Fact 2: **{fact2}**

Answer:

Table 11: Prompt of fewshot learning in our ablation study.

Statistics Name	Value
# Outlines:	90
Events / Outline:	39
Words / Outline:	2490.5 \pm 594.6
Sentences / Outline:	85.68 \pm 21.49
Words / Sentence:	29.07
Unique Words / Outline:	382.51 \pm 89.58
# Unique Words:	8766

Table 12: Statistics of outlines.

	FACTTRACK LLaMA2-7B	FACTTRACK GPT-4
# Total Contradictions:	4589	8883
Positive Rate:	0.07	0.14
Avg. Contradictions per Outline:	50.66 \pm 21.79	98.7 \pm 34.93
Layer 1:	350	667
Layer 2:	1140	2170
Layer 3:	2943	5801
Layer 1 \leftrightarrow Layer 2:	159	171
Layer 2 \leftrightarrow Layer 1:	404	774
Layer 1 \leftrightarrow Layer 3:	457	624
Layer 2 \leftrightarrow Layer 3:	1074	2193

Table 13: Contradictions detected for FACTTRACK LLaMA2-7B and FACTTRACK GPT-4.

Method	N (Magnitude)	N (Sample Size)	(1)	(2)	(3)	(4)	(5)
FULL OUTLINE DETECTION (GPT-4-Turbo)	298	296	35.14%	34.12%	15.20%	9.46%	6.08%
FACTTRACK (GPT-4-Turbo, top 300)	300	300	4.33%	29.67%	25.00%	30.33%	10.67%
FACTTRACK (LLaMA2-7B-Chat, top 300)	300	300	36.00%	30.00%	15.00%	11.33%	7.67%
FACTTRACK (LLaMA2-7B-Chat, random 500)	4589	500	44.60%	42.20%	3.00%	5.40%	4.80%
FULL OUTLINE DETECTION (GPT-3.5-Turbo)	829	500	56.40%	36.40%	3.20%	3.20%	0.80%
PAIRWISE DETECTION (LLaMA2-7B-Chat)	4000	400	67.25%	26.25%	2.25%	2.50%	1.75%
Random	66690	408	68.87%	25.49%	1.96%	2.21%	1.47%

Table 14: Distribution of PAIRWISE SCORE for different methods. Magnitude means across 90 outlines, how many postive samples are detected by a given method. Sample size is the number of randomly selected samples we let GPT-4-Turbo to annotate.

Method	N (Magnitude)	N (Sample Size)	(1)	(2)	(3)	(4)	(5)
FULL OUTLINE DETECTION (GPT-4-Turbo)	298	298	34.90%	23.49%	14.77%	13.42%	13.42%
FACTTRACK (GPT-4-Turbo, top 300)	300	299	21.07%	37.13%	14.72%	15.05%	12.04%
FACTTRACK (LLaMA2-7B-Chat, top 300)	300	300	31.00%	22.00%	18.00%	17.67%	11.33%
FACTTRACK (LLaMA2-7B-Chat, random 500)	4589	500	33.40%	44.40%	10.20%	8.20%	3.80%
FULL OUTLINE DETECTION (GPT-3.5-Turbo)	829	500	48.40%	35.00%	9.20%	6.20%	1.20%
PAIRWISE DETECTION (LLaMA2-7B-Chat)	4000	400	55.25%	33.25%	5.25%	4.75%	1.50%
Random	66690	408	57.35%	30.39%	7.11%	3.19%	1.96%

Table 15: Distributon of CONTEXT SCORE. Magnitude means out of 90 outlines, how many postive samples were detected by a given method. Sample size is the number of randomly selected samples we let GPT-4-Turbo annotate.

Below is a event point which contradicts one or more Existing Facts. Please rewrite the event point to align with all Existing Facts, while keeping as much of the original information as possible and maintaining a clear and concise description.

event point: {curr_event}

Existing Facts:

1. {status(fact_1)}, {fact_1}
2. {status(fact_2)}, {fact_2}
3. ...

Table 16: The prompt given to GPT-4-Turbo to inject facts to a given event

Below is a Current event point. Please rewrite it to make it more consistent with the given Existing event points, taking into account that the outline is structured as a tree. In this tree-like structure, individual points such as 1.1, 1.2, and 1.3 are child nodes of event point 1. Retain as much of the original content as possible, and maintain clarity and coherence.

Current event point {curr_event_idx}: {curr_event}

Existing event points:

1. event point {event_1_idx}: {event_1}
2. event point {event_2_idx}: {event_2}
3. ...

Table 17: The prompt given to GPT-4-Turbo to retrieve events to make a given event more consistent

Event Pair
<p>event 1.2.1 "Discovery of Unusual Side Effects": Dr. Maria Rodriguez discovers that the building's energy field is causing unusual side effects in the townspeople, including vivid dreams and altered states of consciousness. At the beginning, Dr. Rodriguez notices that some of the townspeople are reporting strange experiences after being near the building. At end, Dr. Rodriguez conducts experiments to determine the cause of the side effects and discovers that they are related to the building's energy field.</p> <p>event 2: Main event – Unexpected Consequences of the Building's Energy Field. At the beginning, Dr. Rodriguez discovers that the building's energy field is causing unusual side effects in the townspeople, including vivid dreams and altered states of consciousness. At end, James confides in Sarah about his strange dreams, and she realizes that the building's energy field may be linked to the increasingly bizarre occurrences in the town.</p>
Atomic Fact Pairs Detected
<p>Fact 1: The energy field is altering the townspeople's brain activity, leading to vivid dreams and altered states of consciousness., Fact 2: The townspeople have been living near the building for several years without any issues., <i>P(contradict): 0.8462</i></p>
<p>Fact 1: The energy field is altering the townspeople's brain activity, leading to vivid dreams and altered states of consciousness., Fact 2: The energy field is not harmful to humans., <i>P(contradict): 0.7984</i></p>
<p>Fact 1: Dr. Rodriguez identifies the specific frequency of the energy field that is causing the side effects., Fact 2: The energy field is emitting a unique frequency that is not harmful to humans., <i>P(contradict): 0.7816</i></p>
<p>Fact 1: Dr. Rodriguez identifies the specific frequency of the energy field that is causing the side effects., Fact 2: The energy field is not harmful to humans., <i>P(contradict): 0.2543</i></p>
<p>Fact 1: The townspeople are experiencing unusual side effects after being near the building., Fact 2: The townspeople have been living near the building for several years without any issues., <i>P(contradict): 0.8462</i></p>

Table 18: Extra Example 1. The contradiction occurs because in Event 1.2.1, unusual side effects have already been discovered and attributed to the building's energy field, but in Event 2, it is implied that the causal relationship between the building and the side effects has not yet been discovered.

Event Pair
<p>event 2.3.1 The Final Challenge: The contestant faces a final, climactic challenge that tests their skills and determination in a dramatic and intense way. At the beginning, The contestant receives word of the final challenge and must prepare themselves mentally and physically. At end, The contestant completes the final challenge and is declared the winner of the contest.</p> <p>event 2.3.2 The Mentor's Support: The contestant receives guidance and support from a helpful character who provides valuable advice and encouragement throughout the final challenge. At the beginning, The contestant encounters a particularly difficult part of the final challenge and seeks the mentor's help. At end, The contestant successfully completes the final challenge with the mentor's support.</p>
Atomic Fact Pairs Detected
<p>Fact 1: The contestant has completed the final challenge and received the outcome of their performance., Fact 2: The contestant is facing a difficult part of the final challenge., <i>P(contradict): 0.7638</i></p>
<p>Fact 1: The contestant has completed the final challenge and received the outcome of their performance., Fact 2: The contestant has not yet completed the final challenge., <i>P(contradict): 0.9736</i></p>
<p>Fact 1: The contestant has achieved a significant milestone in their career or personal growth as a result of their performance in the challenge., Fact 2: The contestant has not yet completed the final challenge., <i>P(contradict): 0.7533</i></p>

Table 19: Extra Example 2. Although these two events were generated under one query of LLM, and there is still a factual contradiction. Event 2.3.1 indicates that the protagonist has completed the final challenge, but Event 2.3.2 suggests his mentor is helping him with the final challenge, creating a contradiction."

Event Pair
event 2.3: Echo investigates the hidden message and uncovers a conspiracy involving Dr. Kim and the government. <i>At the beginning</i> , Echo decodes the hidden message and begins to investigate its contents. <i>At end</i> , Echo discovers a sinister event involving Dr. Kim and the government. event 3.2.2: Echo investigates the purpose of the secret government project. <i>At the beginning</i> , Echo finds a series of encrypted messages in the hidden folder. <i>At end</i> , Echo decrypts the messages and learns about the government's involvement in Dr. Kim's work.
Atomic Fact Pairs Detected
Fact 1: Echo has uncovered a conspiracy involving Dr. Kim and the government., Fact 2: Echo has no knowledge of the government's involvement in Dr. Kim's work., <i>P(contradict): 0.9347</i>

Table 20: Extra Example 3. The contradiction arises because while Echo has already uncovered a conspiracy involving Dr. Kim and the government after event 2.3, but in event 3.2.2 there's an implication that Echo is unaware of the government's involvement in Dr. Kim's work.

Event Pair
event 2.3: As they reminisce about their past, Marcus and Leon begin to see each other in a new light, and their animosity towards each other starts to fade. <i>At the beginning</i> , Marcus is surprised by Leon's kindness and vulnerability, and begins to see him as a person, not just an enemy. <i>At end</i> , Leon reciprocates, and they both feel a sense of camaraderie and understanding. event 3: As Marcus and Leon approach death, they begin to question the reasons behind their conflict and the true cost of war. <i>At the beginning</i> , Marcus wonders if there was another way to resolve the conflict without resorting to violence. <i>At end</i> , Leon reflects on the sacrifices they have made and the lives they have lost, and hopes that their deaths will not be in vain.
Atomic Fact Pairs Detected
post-fact 1: Leon reciprocates Marcus's new perspective on him., pre-fact 1: Marcus and Leon are in conflict with each other., <i>P(contradict): 0.7834</i> post-fact 2: Marcus no longer views Leon as an enemy., pre-fact 2: Marcus and Leon are mortal enemies., <i>P(contradict): 0.9566</i>

Table 21: Extra Example 4. The contradiction arises in event 2.3, where Marcus and Leon have already reconciled, compared to event 3, where they just "begin to question the reasons behind their conflict," indicating they are still in conflict.

Event Pair
event 1.3: Main event - Investigating the Building's Origins. At the beginning, Agent Thompson uncovers evidence that the building in Sarah's town is not an isolated incident, and that there are similar structures appearing all over the world. <i>At end</i> , Agent Thompson realizes that the buildings are not of this world, and that they are connected to an ancient civilization with advanced technology. event 3.1.1 "Uncovering the Hidden Message": Agent Thompson investigates the mysterious buildings globally and discovers a hidden message in one of them that leads him to believe they are not of this world. <i>At the beginning</i> , Agent Thompson finds a hidden compartment in one of the buildings that contains a cryptic message. <i>At end</i> , Agent Thompson deciphers the message and realizes it points to an ancient civilization with advanced technology.
Atomic Fact Pairs Detected
Fact 1: The buildings are connected to each other, forming a vast network of interconnected structures., Fact 2: The buildings are globally distributed, with no discernible pattern or connection between them., <i>P(contradict): 0.9450</i>

Table 22: Failure case 1 for FACTTRACK. The problem here is "Decompose is not atomic enough". It is ambiguous to say "connected to each other" in reality or on a metaphysical level.

Event Pair
event: 1.3.1 – The Owner and Whiskers Share Memories of Their Past Adventures: The owner and Whiskers spend time reminiscing about their past adventures and experiences together. <i>At the beginning</i> , The owner and Whiskers sit together, looking through old photos and mementos from their time together. <i>At end</i> , The owner and Whiskers laugh and smile as they remember their favorite memories with each other.. event 2.2.3 Goodbye Moment: The owner says goodbye to Whiskers. <i>At the beginning</i> , The owner approaches Whiskers, looking sad and tearful. <i>At end</i> , The owner pets Whiskers one last time, whispering words of love and appreciation..
Atomic Fact Pairs Detected
Fact 1: The owner and Whiskers are smiling and laughing as they remember their favorite memories with each other., Fact 2: The owner is sad and tearful., <i>P(contradict): 0.8451</i>

Table 23: Failure case 2 for FACTTRACK. The problem here is “Facts are not updated in the timeline.”. The owner’s mood changes can be found in the outline, but they don’t seem to be well tracked and updated in FACTTRACK.

Event Pair
event: 2.1.3: Jack’s Search for Shelter and Supplies. <i>At the beginning</i> , Jack and Sarah search for a safe haven, but they soon realize it’s not as secure as they thought. <i>At end</i> , Jack and Sarah must find a new place to hide and regroup, while also trying to uncover the truth about the explosion and those responsible. event: 2.3: Finding Shelter. <i>At the beginning</i> , Jack and Sarah continue their journey, searching for a safe haven, but they soon realize it’s not as secure as they thought. <i>At end</i> , Jack and Sarah must find a new place to hide and regroup, while also trying to uncover the truth about the explosion and those responsible.
Atomic Fact Pairs Detected
Fact 1: Jack and Sarah have found a new place to hide and regroup, but it is not as secure as they thought., Fact 2: They have been searching for a while, but have not found a suitable place yet., <i>P(contradict): 0.5394</i>

Table 24: Failure case 3 for FACTTRACK. The problem here is “Contradiction detection makes a mistake.”.