

# Telecommand Rejection Probability for CCSDS-compliant LDPC-Coded Transmissions with Tail Sequence

Rebecca Giuliani<sup>1</sup>, Massimo Battaglioni<sup>1,2</sup>, Marco Baldi<sup>1,2</sup>, Franco Chiaraluce<sup>1,2</sup>,  
and Nicola Maturo<sup>3</sup>

<sup>1</sup>*Dipartimento di Ingegneria dell'Informazione, Università Politecnica delle  
Marche, Ancona (60131), Italy*

<sup>2</sup>*Consorzio Nazionale Interuniversitario per le Telecomunicazioni, 43124 Parma,  
Italy*

email: r.giuliani@pm.univpm.it, {m.battaglioni, m.baldi, f.chiaraluce}@univpm.it

<sup>3</sup>*European Space Agency, ESTEC, Keplerlaan 1, PO Box 299, NL-2200 AG  
Noordwijk, The Netherlands  
email: nicola.maturo@esa.int*

## Abstract

According to the Consultative Committee for Space Data Systems (CCSDS) recommendation for TeleCommand (TC) synchronization and coding, the Communications Link Transmission Unit (CLTU) consists of a start sequence, followed by coded data, and a tail sequence, which might be optional depending on the employed coding scheme. With regard to the latter, these transmissions traditionally use a modified Bose–Chaudhuri–Hocquenghem (BCH) code, to which two state-of-the-art Low-Density Parity-Check (LDPC) codes were later added. As a lightweight technique to detect the presence of the tail sequence, an approach based on decoding failure has traditionally been used, choosing a non-correctable string as the tail sequence. This works very well with the BCH code, for which bounded-distance decoders are employed. When the same approach is employed with LDPC codes, it is necessary to design the tail sequence as a non-correctable string for the case of iterative decoders based on belief propagation. Moreover, the tail sequence might be corrupted by noise, potentially converting it into a correctable pattern. It is therefore important that the tail sequence is chosen to be as much distant

as possible, according to some metric, from any legitimate codeword. In this paper we study such problem, and analyze the TC rejection probability both theoretically and through simulations. Such a performance figure, being the rate at which the CLTU is discarded, should clearly be minimized. Our analysis is performed considering many different choices of the system parameters (e.g., length of the CLTU, decoding algorithm, maximum number of decoding iterations).

### Index Terms

LDPC codes, Satellite Communications, Tail Sequence, Telecommand.

## I. INTRODUCTION

In space missions, the TeleCommand (TC) function plays a crucial role, in that it is responsible for the transmission of commands to the spacecraft. The Consultative Committee for Space Data Systems (CCSDS) suggests that, in order to be reliably received and correctly processed by the space element, raw data need to be encoded and encapsulated into a Communications Link Transmission Unit (CLTU). According to [1], and as described in [2], the CLTU should be formed, sequentially, by:

- a start sequence, aimed at synchronizing the beginning of a CLTU and at delimiting the beginning of the first codeword;
- a certain number of codewords, say  $N$ , representing the encoded data;
- a Tail Sequence (TS) delimiting the end of the CLTU that is optional, depending on the employed error correcting coding scheme.

The structure of the CLTU is shown in Fig. 1. Due to its role, the start sequence should be designed as a pattern with good autocorrelation properties, such that the use of a classical correlation-based detector yields negligible probability of confusing it with another pattern. When an Additive White Gaussian Noise (AWGN) channel is considered, the optimal strategy to detect a periodically inserted noisy sync sequence is that of adopting the algorithm proposed in [3]. If there is a single sync sequence, it is possible to use the Simplified Likelihood Ratio Test (S-LRT) [4], [5].

As for data reliability, many error correcting coding schemes might be adopted to mitigate the effect of the noise introduced by the channel. Notable examples are Bose–Chaudhuri–Hocquenghem (BCH) codes and Low-Density Parity-Check (LDPC) codes, first introduced in the seminal works

[6], [7] and [8], respectively. These families of codes are those recommended by the CCSDS in [1].

Differently from the start sequence, the design of the TS is quite challenging, because it must take into account the technique used for its detection. Possible methods include using a hard/soft correlator, or the S-LRT, similar to the approach for the start sequence. An engaging alternative is that of designing the TS in such a way that it triggers an error in the decoding process. This way, the receiver does not need to switch between devices (decoder and correlator), and just continues decoding until it fails. It is important to note that each method imposes distinct requirements. For example, the former approaches generally require low side lobes in the auto-correlation function, while the latter technique demands that the TS provides an “uncorrectable” error pattern, ensuring (with high enough probability) that the decoder does not misinterpret it as a codeword. Fortunately, these requirements are not mutually exclusive.

#### A. Our contribution

In this paper, we evaluate the performance of a communication scheme that incorporates error-correcting codes and the TS. We assess the TC rejection probability both theoretically, where feasible, and numerically using Monte Carlo simulations, otherwise. This metric is crucial for evaluating the system performance as it determines the rate at which CLTUs are discarded and, consequently, the TC cannot be used by the space element. In particular, we focus on the CCSDS-compliant scenario in which:

- data are encoded with an LDPC error-correcting code, and consequently decoded by iterative algorithms;
- the TS is detected by exploiting the trigger of a decoding error.

As for LDPC decoding algorithms, we consider the Log-Likelihood Ratio Sum-Product Algorithm (LLR-SPA) [9], the Min-Sum Algorithm (MSA) [10], and the Normalized Min-Sum Algorithm (NMSA) [11]. We examine the scheme performance by using various numbers of

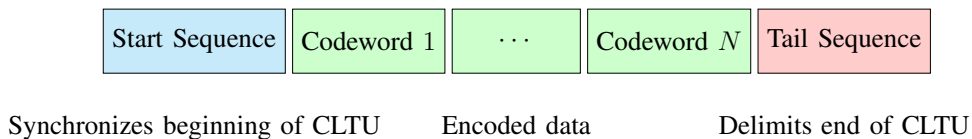


Figure 1: CLTU structure [1]

decoding iterations and CLTU lengths, showing that, somehow counterintuitively, a small number of decoding iterations can improve performance, from the TS detection standpoint, when the CLTU is extremely short.

Our study starts from [1] but considers a more general framework. Moreover, when using the parameters recommended in [1], our numerical results indicate that the performance of the current system falls short of expectations, seriously mining the reliability of the current standard. To understand this issue, we present a detailed processing of the decoding results. Following such an analysis, we suggest a modification to the standard system aimed at reducing the TC rejection probability. Throughout the paper, we provide many theoretical insights to understand and justify the results obtained.

### B. Paper outline

The paper is organized as follows. In Section II we establish the necessary context. In Section III we analyze the TC rejection probability, and provide insights on the single contributions forming it. In Section IV we assess the whole system performance and propose some solutions to improve it. Finally, Section V provides some concluding remarks.

## II. PRELIMINARIES

In this section, we introduce the terminology and notation used throughout the paper, and provide a brief overview of the communication system established in [1].

### A. Notation

The Hamming distance between two vectors is defined as the number of positions at which they differ, and is denoted as  $d_H(\cdot)$ . Instead, the Euclidean distance is denoted as  $d_E(\cdot)$ . The Hamming weight of a vector is given by the number of its non-zero entries.

Given the finite field  $\mathbb{F}_2$ , an  $(n, k)$  linear binary code  $\mathcal{C}$  is a  $k$ -dimensional subspace of  $\mathbb{F}_2^n$ , where  $k < n$ . The codewords in  $\mathcal{C}$  can be obtained as  $\mathcal{C} = \{\mathbf{c} \in \mathbb{F}_2^n \mid \mathbf{c}\mathbf{H}^\top = \mathbf{0}\}$ , and  $\mathbf{H} \in \mathbb{F}_2^{r \times n}$  is a full-rank matrix of size  $r \times n$ , where  $r = n - k$ , which is known as the parity-check matrix. The code rate  $R$  is defined as  $R = \frac{k}{n}$ . The number of codewords of Hamming weight  $w$  is denoted as  $A(w)$ , often referred to as weight enumerator function or distance distribution. Since the considered error correcting codes are linear, the minimum Hamming distance of the code, simply denoted as  $d_{\min}$ , is the smallest positive value of  $w$  in the code such that  $A(w) > 0$ . In

a linear code, all codewords have identical Hamming distance properties; therefore,  $A(w)$  also represents the number of codewords at Hamming distance  $w$  from any fixed codeword. LDPC codes are characterized by parity-check matrices with a relatively small number of non-zero entries compared to the number of zeros.

### B. Standard Communication System

The TC communication system described in [1], for the case using LDPC coding, is summarized in Fig. 2. Basically, the information sequences (infowords) are encoded, then the encoded data are randomized and encapsulated into a CLTU; in this stage, the start sequence and the TS are added, respectively, ahead and behind the encoded data. We remark that, as anticipated, when data are encoded with the  $(128, 64)$  LDPC code (described in depth in Appendix A), the inclusion of the TS is optional; instead, for the  $(512, 256)$  LDPC code (its parity-check matrix is shown in Appendix A) the TS shall not be used at all (see [1, Section 5.2.4.3]). For this reason, we do not discuss further the latter code. The  $(128, 64)$  LDPC code has  $R = \frac{1}{2}$  and minimum distance  $d_{\min} = 14$  [12]. Note that, if BCH coding is used, a different communication scheme should be employed. In particular, in that case, randomization is optional and, if used, it is applied before the encoding operation.

At the receiver side, the start sequence is detected, then the encoded data and the TS are input to the de-randomizer (therefore, the encoded data are de-randomized, whereas the TS is randomized) and, finally, the decoding process starts. The decoding process stops:

- 1) if the TS is recognized by a hard/soft correlator (or with any alternative approach specific to the TS detection); or
- 2) if the decoder reaches a predetermined maximum number of iterations without converging to a codeword.

In this paper, we focus on the latter approach, assuming that the TS is designed as a vector which is sufficiently distant, according to some metric, from the LDPC codewords and thus triggers a decoding failure with high probability.

### C. Randomized Tail Sequence and De-Randomized Tail Sequence

In the rest of the paper, we will refer to the randomized TS case, or simply *randomized case*, as the standard case: at the receiving end, the noisy randomized encoded data, along with the non-randomized TS, are both given as the input to the de-randomizer, so that, as observed

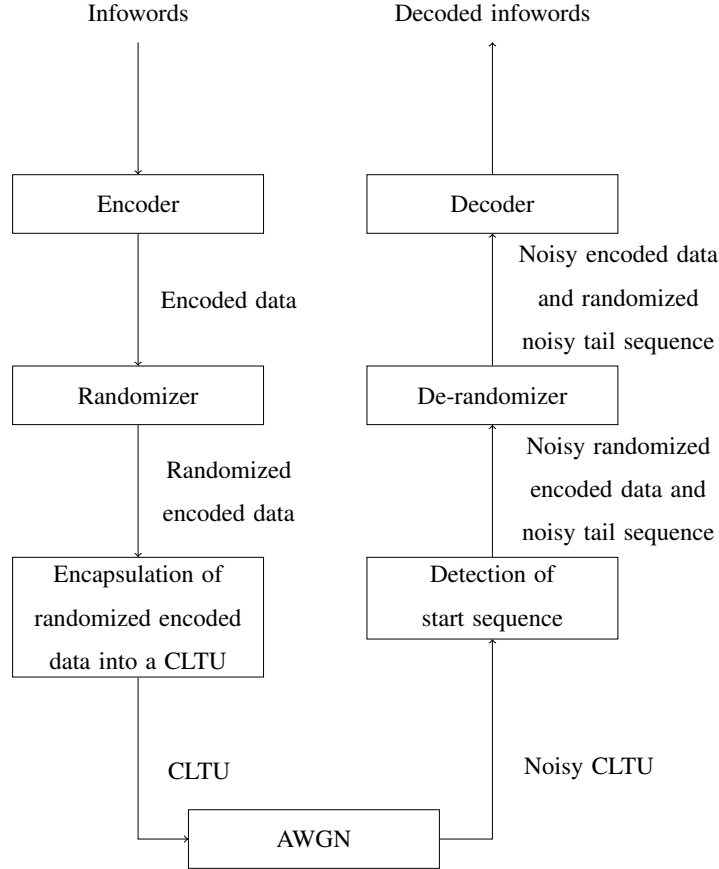


Figure 2: Communication System's Blocks Diagram when using LDPC codes

above, the encoded data get de-randomized, and the TS is randomized, since it was appended to the encoded data at the transmitter side without undergoing randomization. As demonstrated in the following sections, this approach introduces an anomaly that significantly undermines the system's performance.

On the other hand, for the aforementioned reasons, in this paper we also propose an alternative solution, out of the standard, where, at the transmitting side, the TS is also randomized along with the encoded data. We call this option the de-randomized TS case or, simply, the “*de-randomized case*”. In fact, this way, at the receiving side, the TS gets de-randomized as well.

### III. TELECOMMAND REJECTION PROBABILITY

To analyze the system performance, by generalizing [2, Equation (14)], we compute the TC rejection probability, which is the probability that the TC gets rejected from the satellite, when LDPC coding is employed, and the TS ends the CLTU.

The TC rejection probability of the communication system described in Fig. 2 can be computed as

$$P_{\text{TCrej}} = P_{\text{nat}} + (1 - P_{\text{nat}})[P_{\text{md}} + (1 - P_{\text{md}})P_{\text{LDPC}}], \quad (1)$$

where

- $P_{\text{md}}$  is the *missed detection probability*, i.e., the probability that the start sequence is not detected;
- $P_{\text{nat}}$  is the *not-acknowledged termination probability*, that is, the probability that the termination of the CLTU (which is the TS) is not recognized;
- $P_{\text{LDPC}}$  is the probability that decoding fails for any of the LDPC codewords, and the error is detected.

In fact, following the order given in Fig. 1, we readily notice that the TC is rejected if

- the start sequence is not correctly recognized, or if
- the start sequence is correctly detected, but the decoder fails (in a detectable way) to decode any of the  $N$  codewords, or if
- the start sequence is correctly detected, and the decoder decodes all the  $N$  codewords, but the TS is not recognized.

Since these events are mutually exclusive, the corresponding probabilities can be summed, leading to

$$P_{\text{TCrej}} = P_{\text{md}} + (1 - P_{\text{md}})[P_{\text{LDPC}} + (1 - P_{\text{LDPC}})P_{\text{nat}}].$$

Equation (1) is obtained by solving further the above equation. It is easy to verify that the dominant contribution in (1) is  $P_{\text{md}} + P_{\text{nat}} + P_{\text{LDPC}}$ , since the other terms are products of two or three probabilities. So, in the following, we will discuss the behavior of these leading components, reasoning on their impact on the overall probability  $P_{\text{TCrej}}$ .

It is obvious to observe that, when  $P_{\text{md}}$  and  $P_{\text{LDPC}}$  tend to 0 (which occurs for high values of the signal-to-noise ratio),  $P_{\text{TCrej}}$  converges to  $P_{\text{nat}}$ . This straightforward reasoning will help justifying the performance results, presented in Section IV.

Let us study separately the three leading probabilities contributing to  $P_{\text{TCrej}}$ , and provide more thorough definitions.

### A. Missed detection probability

The missed detection probability  $P_{\text{md}}$  is the probability that the start sequence is not correctly detected, and therefore the receiver does not recognize the beginning of the CLTU. In order to model  $P_{\text{md}}$ , we consider that an  $S$ -bits start sequence, along with the CLTU, is Binary Phase-Shift Keying (BPSK)-modulated and transmitted over the AWGN channel. Moreover, for the sake of ease, we assume that a bit-by-bit comparison of the (hard) received sequence with the actual start sequence is employed for detection, and that the received sequence is accepted as the start sequence if it differs in up to  $E$  positions from the actual start sequence. In other words, the metric we consider is the number of positions in which the tentative sequence and the start sequence match. To be noticed that, if the start sequence is well-designed, this approach corresponds to the use of a hard correlator. The missed detection probability can then be computed, by extending the formulation in [2], as

$$P_{\text{md}} = 1 - \sum_{j=0}^E \binom{S}{j} P_b^j (1 - P_b)^{S-j}, \quad (2)$$

where  $P_b$  is the bit error probability for BPSK-modulated transmissions over the AWGN channel, that is,  $P_b = \frac{1}{2} \text{erfc} \left( \sqrt{\frac{E_b}{N_0}} \right)$ , being  $\text{erfc}(\cdot)$  the complementary error function and  $\frac{E_b}{N_0}$  the signal-to-noise ratio per bit. Equation (2) is obtained by considering that the start sequence is correctly detected if at most  $E$  hard errors occurred during transmission.

### B. Probability of decoding failure on coded data

The TC gets rejected also if the decoder fails to converge to a codeword while decoding the LDPC-coded data. Also in this case, we actually need to consider two possible scenarios, corresponding to different decoding errors:

- the decoder does not produce a codeword as output, resulting in a *detectable error*;
- the decoder converges to a codeword that is not the transmitted one, yielding an *undetectable error*.

If an undetectable error occurs, the TC would not be rejected. Therefore, the undetectable error rate should not be considered in the computation of  $P_{\text{TCrej}}$ .

Denoting the Codeword Error Rate (CER) as  $\text{CER}$  the probability that a codeword is incorrectly decoded, we can write

$$\text{CER} = \text{CER}^* + \text{UCER},$$



being  $\text{CER}^*$  the “detectable” CER and UCER the “undetectable” CER. Given this, assuming that the CLTU contains  $N$  codewords, based on its definition, we can compute

$$P_{\text{LDPC}} = 1 - (1 - \text{CER}^*)^N. \quad (3)$$

For practical error-correcting codes and not extremely low values of  $E_b/N_0$  (see, for example, [12, Fig. 11-9]) it is possible to assume

$$\text{CER}^* \approx \text{CER},$$

since  $\text{UCER} \ll \text{CER}^*$  and is thus negligible. The value of the CER will be estimated through Monte Carlo simulations as<sup>1</sup>

$$\text{CER} \approx \frac{\#\text{decoding-failures}}{\#\text{decoding-attempts}}. \quad (4)$$

It is interesting to study the behavior of (3) when  $N$  is small to moderate and  $E_b/N_0$  is large. In this setting, it is possible to approximate  $P_{\text{LDPC}}$  as  $1 - (1 - \text{CER})^N$ . In particular, if the CER is small and  $N$  is not too large, we can write

$$P_{\text{LDPC}} \approx 1 - (1 - \text{CER})^N \approx N \cdot \text{CER}. \quad (5)$$

### C. Not-Acknowledged termination probability

Assuming that the TS is detected by triggering a detectable decoding error, the reasoning on the TC rejection probability is opposite to that of an LDPC decoding failure. In this case, when the noisy (randomized) TS is fed to the decoder, we expect it to fail. If the decoder mistakenly converges to a codeword, it would indicate that it has incorrectly identified the TS as valid encoded data, which is clearly undesirable. We can thus estimate  $P_{\text{nat}}$  through Monte Carlo simulations, where the TS is the object of the transmission; however, somehow counterintuitively, we have a not-acknowledged termination when the decoder succeeds, whereas the termination is correctly acknowledged if the decoder fails. In other words, the Probability of Not-Acknowledged Termination is estimated as

$$P_{\text{nat}} = \frac{\#\text{decoding-successes}}{\#\text{decoding-attempts}} = 1 - \frac{\#\text{decoding-failures}}{\#\text{decoding-attempts}}. \quad (6)$$

We thus notice that the not-acknowledged termination probability is the complementary of the codeword error rate (4).

<sup>1</sup>Here and in the following, # conventionally reads as “Number of”.

In order to minimize the likelihood of a decoding success, the TS can be designed as a pattern that is as far as possible from any codeword of the considered LDPC code, according to the Maximum Likelihood (ML) decoding principle for the AWGN channel. The latter states that, keeping in mind the mapping  $\mathbf{x} = (-1)^{\mathbf{c}}$ , and receiving  $\mathbf{y}$  as input (which is the noisy TS, in our setting), the decoder output is the following estimated codeword  $\hat{\mathbf{c}}$ :

$$\hat{\mathbf{c}} = \arg \min_{\mathbf{c}} d_{\text{E}}(\mathbf{y}, \mathbf{x}).$$

Clearly, since the TS is a binary vector, a good strategy consists in designing the TS in such a way that its Hamming distance from all the  $2^k$  codewords (denoted as  $\mathbf{c}_i$ , with  $0 \leq i \leq 2^k - 1$ ) of the (128, 64) LDPC code is the largest possible, i.e., if we denote the TS as  $\mathbf{t}$ , in such a way that  $\min_{0 \leq i \leq 2^k - 1} d_{\text{H}}(\mathbf{t}, \mathbf{c}_i)$  is maximized. It is important to remark that the practical iterative decoders commonly used for decoding LDPC codes are suboptimal compared to ML and, most importantly, they are not complete decoders. As a result, when iterative decoders (such as those based on the LLR-SPA, the MSA, and the NMSA, considered in Section IV-IV-A) are given an input that is significantly distant from any codeword, they are expected to be unable to converge to a codeword and thus return a decoding failure.

#### IV. PERFORMANCE ANALYSIS AND IMPROVEMENT

In this section we delve into the analysis of the performance of the communication system in Fig. 2, considering the parameters assumed in [1], and then propose a solution to improve its performance in terms of TC rejection probability.

##### A. TC rejection probability in the randomized case

According to Section III, the TC rejection probability results from three contributions. Following the CCSDS recommendations, when LDPC coding is employed, the start sequence consists of the following 64-bit pattern: 0347 76C7 2728 95B0 (in hexadecimal); the TS is instead formed by the following 128-bit pattern (in hexadecimal):

$$\mathbf{t} = 5555\ 5556\ \text{AAAA}\ \text{AAAA}\ 5555\ 5555\ 5555\ 5555.$$

For the sake of results' reproducibility, we remind that the considered randomizer exploits a Linear-Feedback Shift-Register (LFSR) characterized by the polynomial  $x^8 + x^6 + x^4 + x^3 + x^2 + x + 1$ , which generates a pseudo-random sequence of period 255 that is summed modulo 2

to the input. When de-randomizing, the same operations of the randomization phase are applied. The standard recommends resetting the LFSR before randomizing or de-randomizing each input 128-bit sequence. Consequently, the exact randomizing (or de-randomizing) sequence XOR-ed with the codewords and the TS is always the same and is known; it is determined by the first 128 bits generated by the above LFSR.

At first, we assume that the CLTU only contains one codeword, i.e.,  $N = 1$ . This assumption is extreme and optimistic, since  $P_{\text{LDPC}}$  gets larger for increasing values of  $N$ , according to (3). In fact, for any integer  $N > 1$

$$\text{CER} < 1 - (1 - \text{CER})^N, \quad (7)$$

being  $0 \leq \text{CER} \leq 1$ . Therefore, the curves we obtain in the rest of this section represent a lower bound on the actual TC rejection probability. Later, in Section IV-IV-D, we will consider larger and more practical values of  $N$ .

As mentioned in the Introduction, we consider three decoding algorithms that are commonly used for decoding of CCSDS-compliant LDPC codes: the LLR-SPA, the MSA, and the NMSA with normalization factor equal to 0.8. For all these algorithms, we consider the scenarios in which the decoder runs at most  $N_{\text{it}} = 100$  or  $N_{\text{it}} = 20$  decoding iterations. We have performed Monte Carlo simulations for both the case of noisy codewords and noisy (randomized or de-randomized) TS at the input of the decoder, stopping the simulations upon encountering 100 decoding errors (when decoding encoded data) and 100 decoding successes (when decoding the TS).

Let us start from the missed detection probability. In Fig. 3 we show the behavior of (2), as a function of the signal-to-noise ratio per bit, computed for  $S = 64$  and many different values of  $E$ . If “soft” detection approaches were employed, we could expect even lower missed detection probabilities (see [13, Fig. 5]). As we will demonstrate in the following, when  $E$  and  $E_b/N_0$  are sufficiently large, say greater than 8 and 1.5 dB, respectively, the impact of  $P_{\text{md}}$  on  $P_{\text{TCrej}}$  becomes negligible, as it is much smaller than  $P_{\text{LDPC}}$  and  $P_{\text{nat}}$ . For reference, we will use  $E = 13$ , yielding the same results as in [13, Fig. 5], for the hard-correlated case.

The results of the Monte Carlo simulations for  $P_{\text{LDPC}}$  and  $P_{\text{nat}}$  are shown in Figs 4a, 4b, and 4c, for the randomized case. For better readability, the results are grouped on the basis of the decoder. As anticipated, it is notable that  $P_{\text{md}}$  is always much smaller than the other

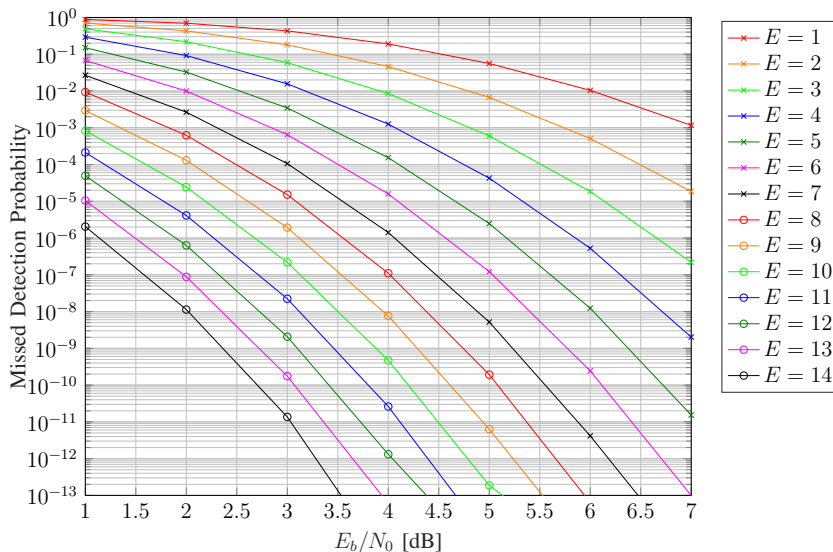


Figure 3: Missed detection probability under hard correlation detection

leading components and does not play a significant role. Additionally, the probability of not-acknowledged termination varies very slowly with increasing values of  $E_b/N_0$ .

Combining these probabilities for the randomized TS at the receiving end to determine the TC rejection probability (1), we obtain the results shown in Fig. 5. We observe that the curves exhibit two different behaviours: in the leftmost part,  $P_{\text{TCrej}}$  is mainly influenced by the CER, thus assuming the typical shape of the error probability of a coded system; in the rightmost one, we notice the presence of an error floor, due to the “flatness” of  $P_{\text{nat}}$  which, for high values of  $\frac{E_b}{N_0}$ , becomes the dominant term.

Let us consider an hypothetical system requirement of  $P_{\text{TCrej}} = 10^{-5}$  around the Signal-to-Noise Ratio (SNR) working point, say about 6 dB. From Fig. 5 we notice that, if the decoder runs at most 100 iterations, only the MSA (and barely the LLR-SPA) achieves the hypothetical target performance, with relatively little margin. This is due to the fact that, in the considered  $E_b/N_0$  range,  $P_{\text{nat}}$  is basically flat and, in particular for the LLR-SPA and NMSA decoders, it assumes relatively high values, with respect to  $P_{\text{md}}$  and CER. Reducing the maximum number of decoding iterations improves the performance in the error floor region, at least for the case of  $N = 1$  we are referring to. This happens because, by reducing  $N_{\text{it}}$ ,  $P_{\text{nat}}$  (leading term in (1) when  $E_b/N_0$  is relatively high) gets significantly smaller. In fact, when the decoder is allowed to perform a smaller maximum number of iterations, its correction capability decreases and the

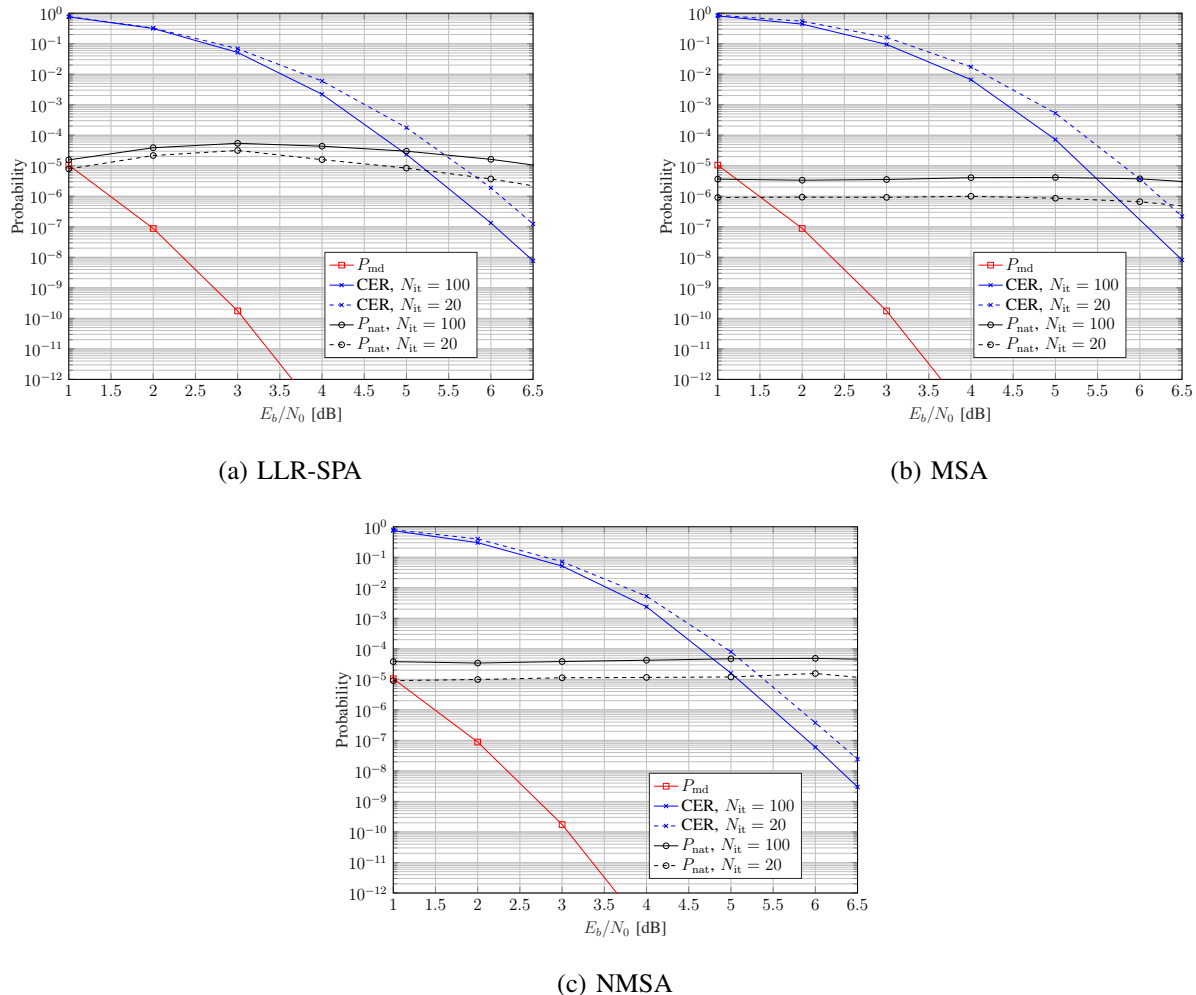


Figure 4: Comparison of TC rejection probability's leading components for different algorithms (randomized case)

noisy TS is less likely to be corrected into a codeword. However, as we show in Section III-IV-D, when  $N$  increases,  $P_{\text{LDPC}}$  might become the leading term even for relatively high values of  $E_b/N_0$ , thus canceling the beneficial effect of reducing the maximum number of decoding iterations. In the next section, instead, we propose a different solution, which always improves the overall system performance.

### B. TC rejection probability in the de-randomized case

In order to improve the performance discussed in Section IV-IV-A, let us now consider the randomized TS, which (in hexadecimal) is

$$\mathbf{t}' = \text{AA6C CB0C C243 AC5F 39DC 7AF4 640B 5D95}, \quad (8)$$

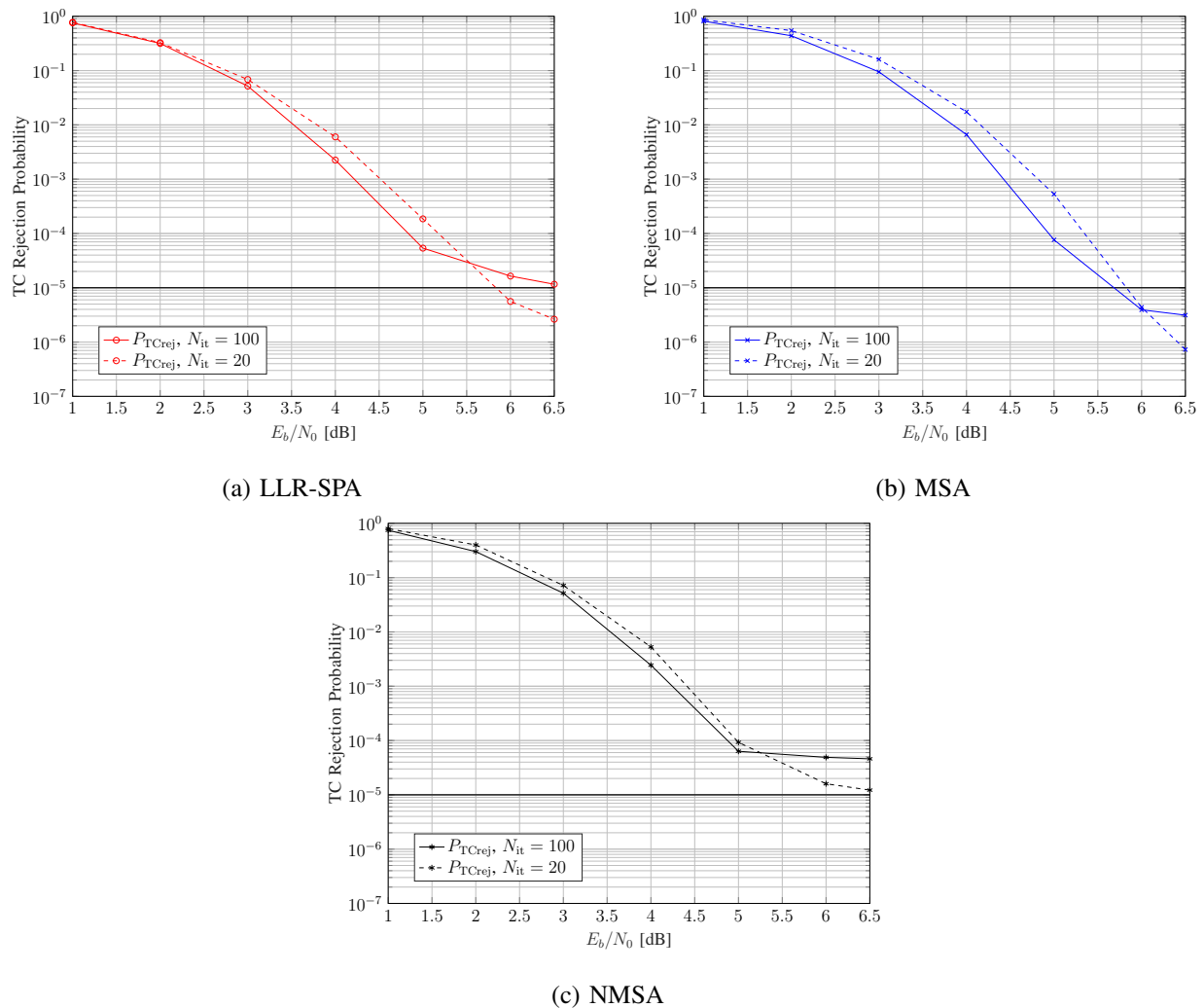


Figure 5: TC rejection probability for the three considered decoders (randomized case)

to be appended to the data in the CLTU encapsulation phase. This way, at the receiving end, it gets de-randomized. The component probabilities (at the receiving end) in the de-randomized case are shown in Figs. 6a, 6b, and 6c for the LLR-SPA, the MSA, and the NMSA, respectively. We observe that  $P_{nat}$  is much smaller in all these cases, with respect to the randomized case. A more thorough comparison of the  $P_{nat}$  behaviors is illustrated in Fig. 7. It is remarkable that when the decoder processes the noisy de-randomized TS instead of the randomized one, independent of the chosen algorithm,  $P_{nat}$  is always smaller than the corresponding probability in the randomized case, for all the considered values of  $E_b/N_0$ . It is also noticeable that, in some cases, the probability of not-acknowledged termination increases with higher values of  $E_b/N_0$ . Although this may seem counterintuitive, it is important to remember that we are not

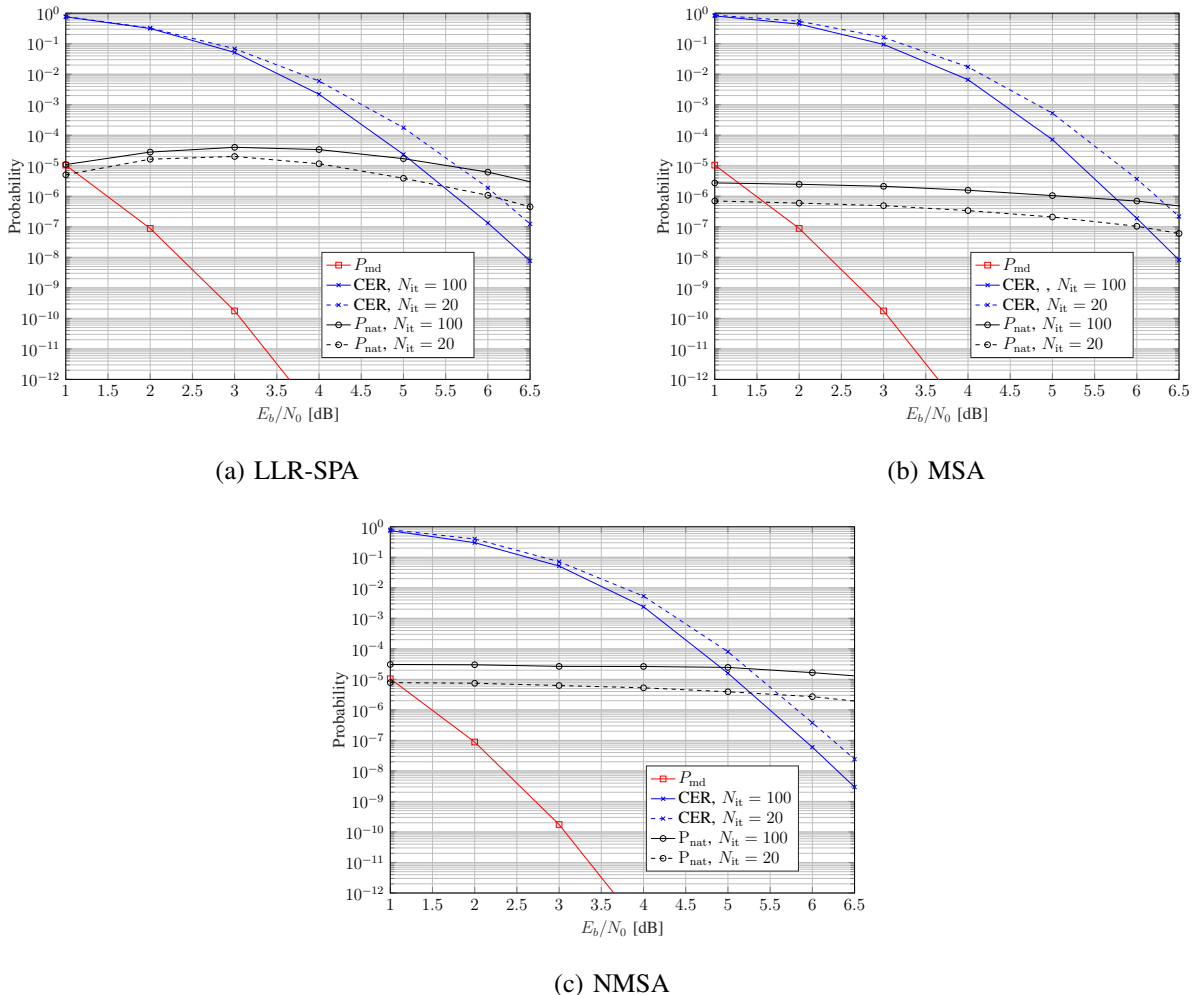


Figure 6: Comparison of TC rejection probability's leading components for different algorithms using the proposed new solution (de-randomized case)

transmitting a codeword. Therefore, it is possible that higher levels of noise, when added to the TS, may on average move the received signal closer to the nearest codewords, with respect to lower levels of noise, this way increasing  $P_{\text{nat}}$ . Some further insights on this issue are provided in Appendix B.

The overall TC rejection probability is shown in Fig. 8. If we compare Figs 5 and 8 (with the help of the horizontal line representing the hypothetical system requirement), we observe that the performance in the de-randomized case is always better than that in the randomized (and thus standard) one, for all the considered decoders and maximum number of decoding iterations. Moreover, this happens not only around the considered working point, but for all

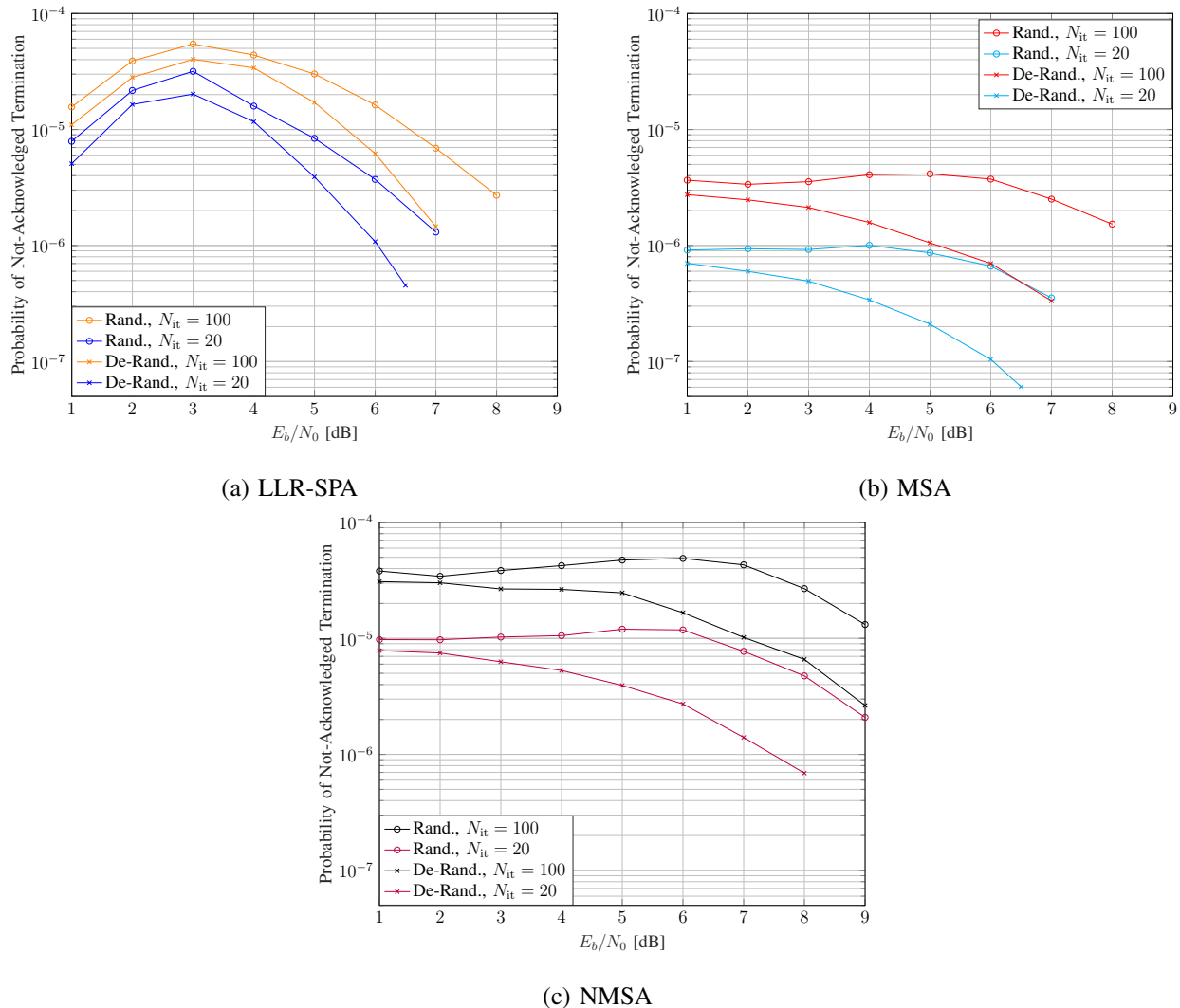


Figure 7: Not-acknowledged rejection probabilities for different decoding algorithms, in the randomized case (standard solution) and in the de-randomized case (proposed solution)

values of  $E_b/N_0$ . This is an obvious consequence of the results in Fig. 7, since the probability of missed detection of the start sequence and  $P_{LDPC}$  do not change, if the TSs changes. We remark that the considered target performance is reached in all cases around the working point, except for the NMSA-based decoder running 100 iterations.

It is also remarkable that, in both randomized and de-randomized cases, the performance shows an error floor, especially when the maximum number of decoding iterations is set to 100, and when either the LLR-SPA or the NMSA are employed. As apparent from Figs. 4 and 6, where we show the single leading components of  $P_{TCrej}$ , the error floor is always due to the



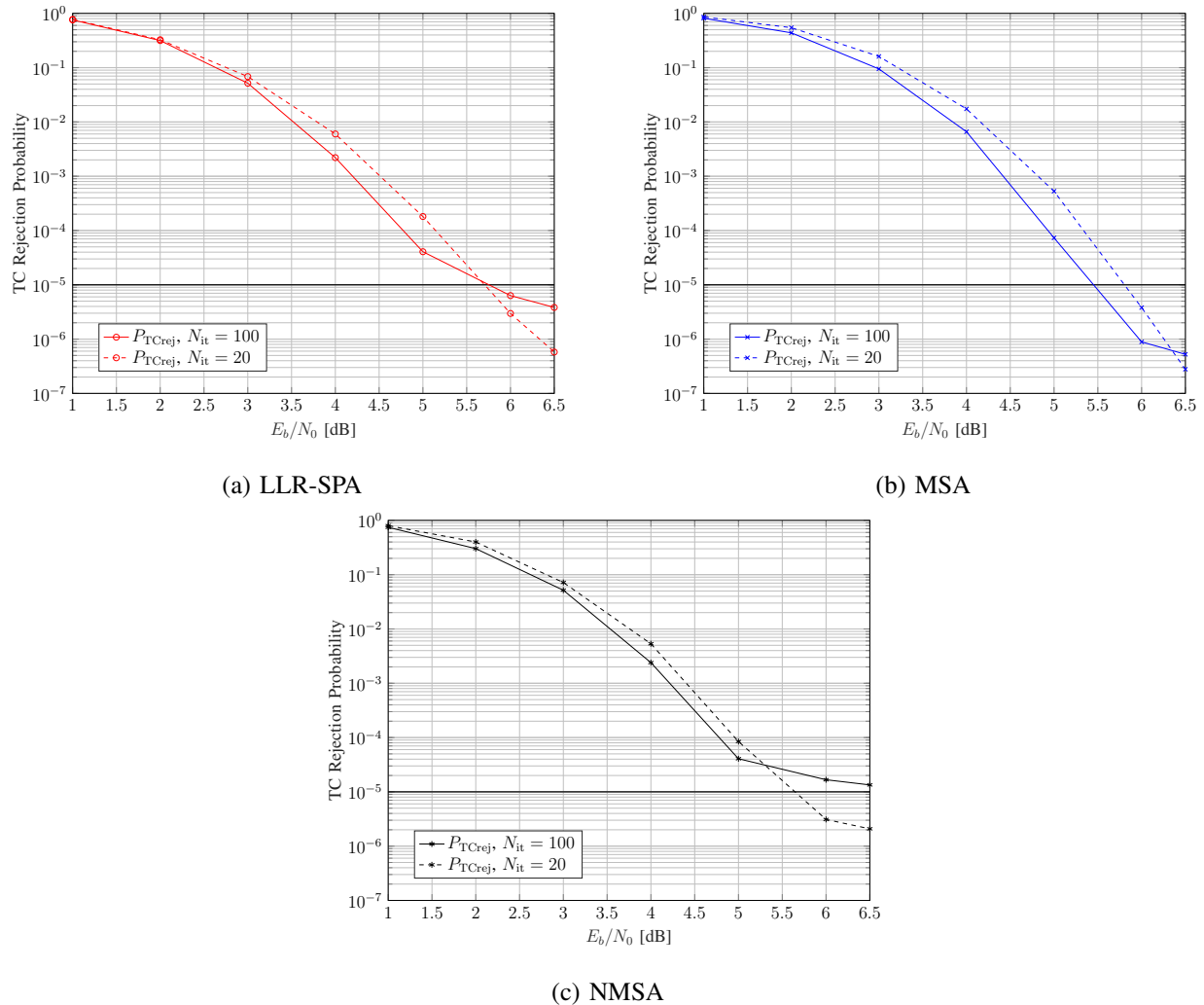


Figure 8: TC rejection probability using different decoders for the proposed solution (de-randomized case)

not-acknowledged termination probability  $P_{\text{nat}}$  since, for relatively large values of  $E_b/N_0$ , the values of  $P_{\text{md}}$  and CER decrease quite rapidly with  $E_b/N_0$ , and thus have a negligible impact in (1).

### C. Decoder convergence analysis on the noisy TS

Since the results presented in the previous subsection are worse for the randomized (standard) case than for the de-randomized one, let us analyze the rate at which the considered decoders converge to a codeword when fed with the noisy TS, running 100 decoding iterations. The latter choice is motivated by the fact that, since the probability of not-acknowledged termination is larger than for 20 decoding iterations, we expect to get a larger decoder convergence rate. For

such a purpose, we count the number of times the decoder converges to a generic codeword, starting from the noisy TS, by considering 3 000 000 decoding instances<sup>2</sup>, which ensures a good statistical confidence. The codewords the decoder converges to are univocally identified by a codeword index in the Fig.s, ranging between 1 and 1384. The simulated values of  $E_b/N_0$  range from 0 to 7 dB, with a step of 1 dB, and the shown numbers collect the decoding successes for the whole range of  $E_b/N_0$  we have considered. This choice follows from the fact that we are interested in studying the anomalous behaviors independent of the value of the signal-to-noise ratio. On the other hand, in Appendix B we will separate the events and we will show the number of decoding successes, having TS in input, as a function of the signal-to-noise ratio.

Observing Fig.s 9a, 9b, and 9c, obtained with the three different decoders, it is evident that each decoder very frequently converged from the noisy TS to one of three codewords, identified by the codeword indexes 22, 38, and 98. We have verified that the Hamming distance between the TS and these codewords is 15. Explicitly, these codewords are (in hexadecimal):

- AE6C EF4C C057 BC7F 1DDC FBF4 641B 5D85
- AAEC 8F0C CA43 2C5F 3F58 78F4 048B 1DB5
- 0A4C 8B0C C34B ACDD 29DD FEF4 250B 5D97

Then, we can say there is a “polarization” in the LLR-SPA, MSA, and NMSA decoders towards these three codewords which, more than others, compromise the system’s performance. The specific number of decoding successes justify the fact that the MSA-based decoder has the best performance in terms of probability of not-acknowledged termination, followed by the LLR-SPA-based decoder, and then by the NMSA-based decoder (see Fig. 7).

Simulation has been repeated for the de-randomized case and results are reported in Fig. 10. We observe that the “polarization” effect practically disappears when the solution we propose is adopted. Most importantly, the three histograms for the de-randomized case clearly show that the codewords are mistaken for the TS significantly fewer times, indicating that they are sufficiently and almost evenly distant from the de-randomized TS. In particular, the Hamming distance of the TS to the closest misunderstood codewords is 18, rather than 15 of the randomized case.

To ensure that no other codewords exhibit a smaller Hamming distance than 18 from the TS,

<sup>2</sup>In this case, we run a fixed number of transmissions, rather than transmitting until encountering a fixed number of decoding successes (as done, for example, in Section IV-IV-A). As shown in Appendix B, this allows a fair comparison of the decoding success rate for different values of  $E_b/N_0$ .

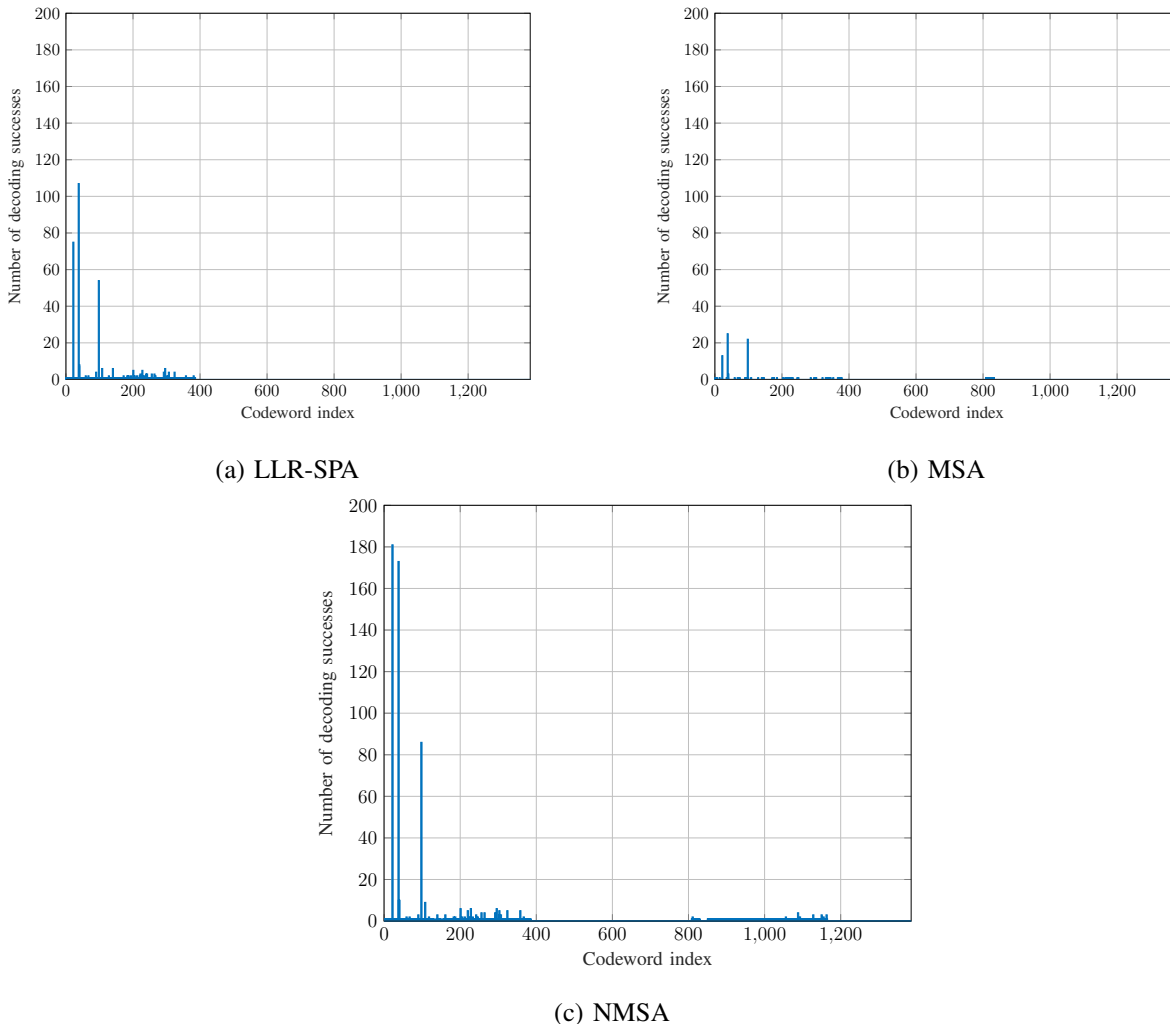


Figure 9: Analysis of decoding successes of noisy TS for different decoding algorithms in the randomized case

we employed Stern's information set decoding method [14] and the technique outlined in [15] to find numerous low-weight codewords of the  $(128, 64)$  code. Our analysis reveals that none of these codewords has a Hamming distance smaller than 18 from the TS, 73 codewords indeed differ from the TS in 18 coordinates, while 3967 codewords have a Hamming distance of 20 from the TS.

#### D. Analysis for a larger number of codewords in the CLTU

In this section we extend the analysis to the case of  $N > 1$ , that is, the CLTU contains more than one codeword. This reflects a more general scenario since, in space missions, data longer than one word clearly span over more codewords. As an example, we compare the performance

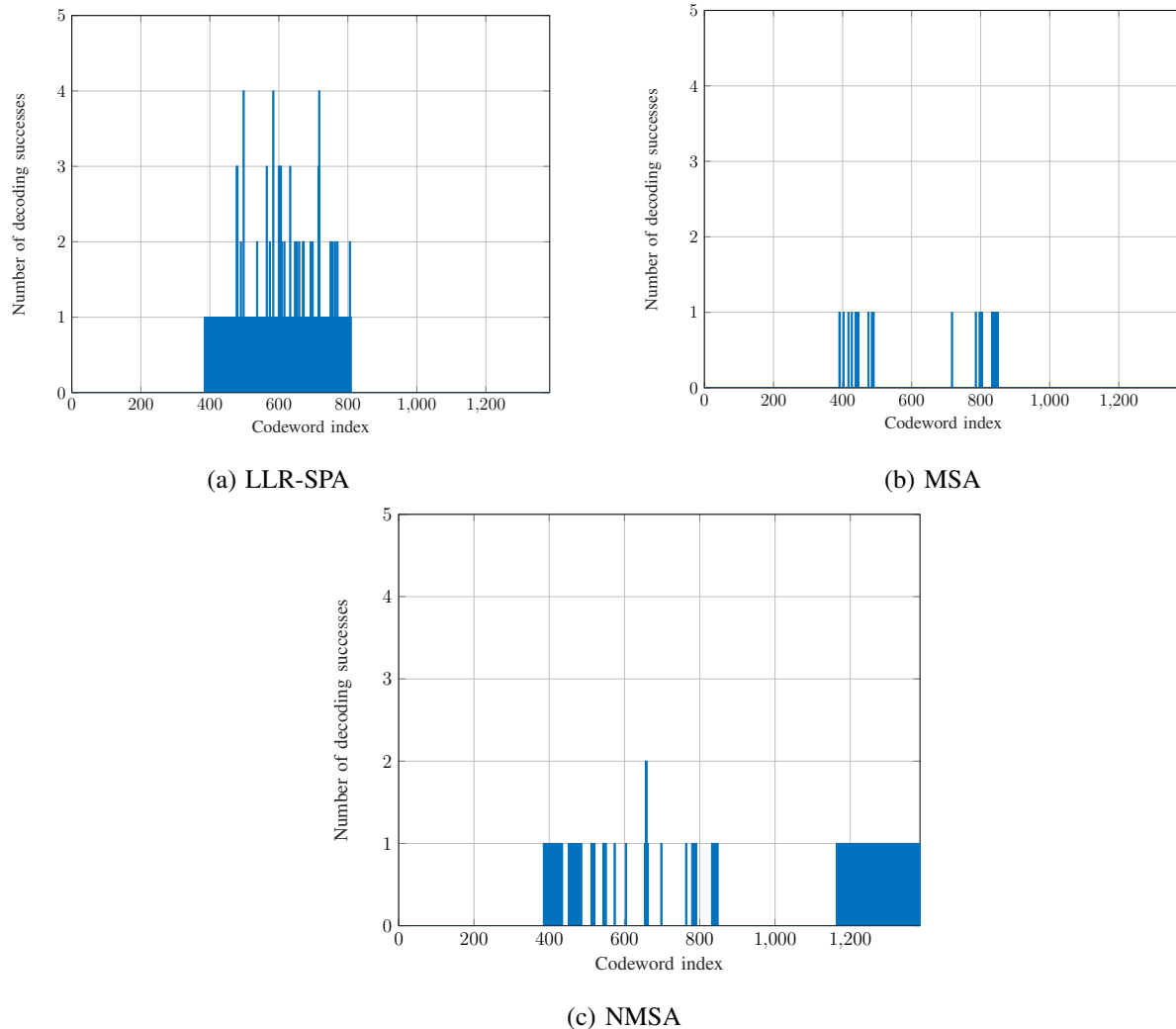


Figure 10: Analysis of decoding successes of noisy TS for different algorithms when applying the proposed solution in the de-randomized case

of the system when transmitting a CLTU with encoded data consisting of a single codeword ( $N = 1$ ) to those with encoded data consisting of  $N = 10$  and  $N = 40$  codewords. As expected from the discussion in Section IV-IV-A, the system performance is worse in the case of a CLTU containing 10 and 40 codewords than in the case with a single codeword. This is clearly shown in Figs 11 and 12 for the randomized and the de-randomized case, respectively. According to (7), such a result would also be confirmed by considering other values of  $N > 1$ . So, the case with  $N = 1$  should be seen as the best scenario. Notice that, generalizing the analysis, we have kept the same system requirements as in Section IV-IV-A.

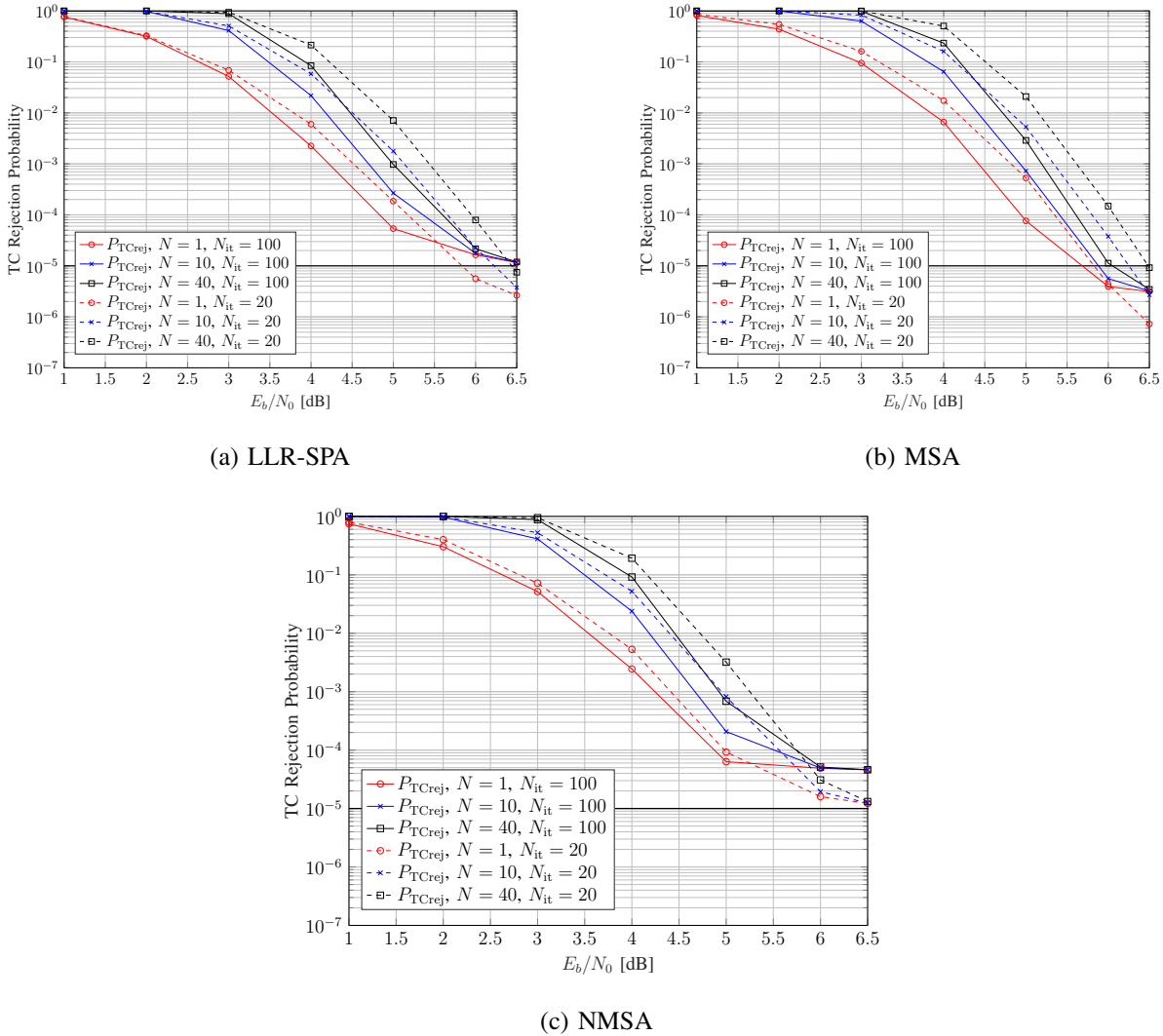


Figure 11: TC rejection probability using different decoders and CLTU lengths in the randomized case

From Figs 11 and 12, we also observe that, when  $E_b/N_0$  is small (say not larger than 5 dB), in both the randomized and the de-randomized case decreasing the number of iterations does not yield any advantage in terms of TC rejection probability, independently of  $N$ . This perfectly aligns with previous Figs 5 and 8 (characterized by  $N = 1$ ), where the reduction of the maximum number of iterations also leads to a reduction in the TC rejection probability when  $E_b/N_0$  is larger than 5. However, in the (relatively) large  $E_b/N_0$  regime, this might not happen when  $N = 10$  or  $N = 40$  (corresponding to the blue and black curves in Figs 11 and 12, respectively). For example, when employing the MSA-based decoder, with  $N = 10$  or  $N = 40$ , decreasing the maximum number of iterations from 100 to 20 does not yield any advantage

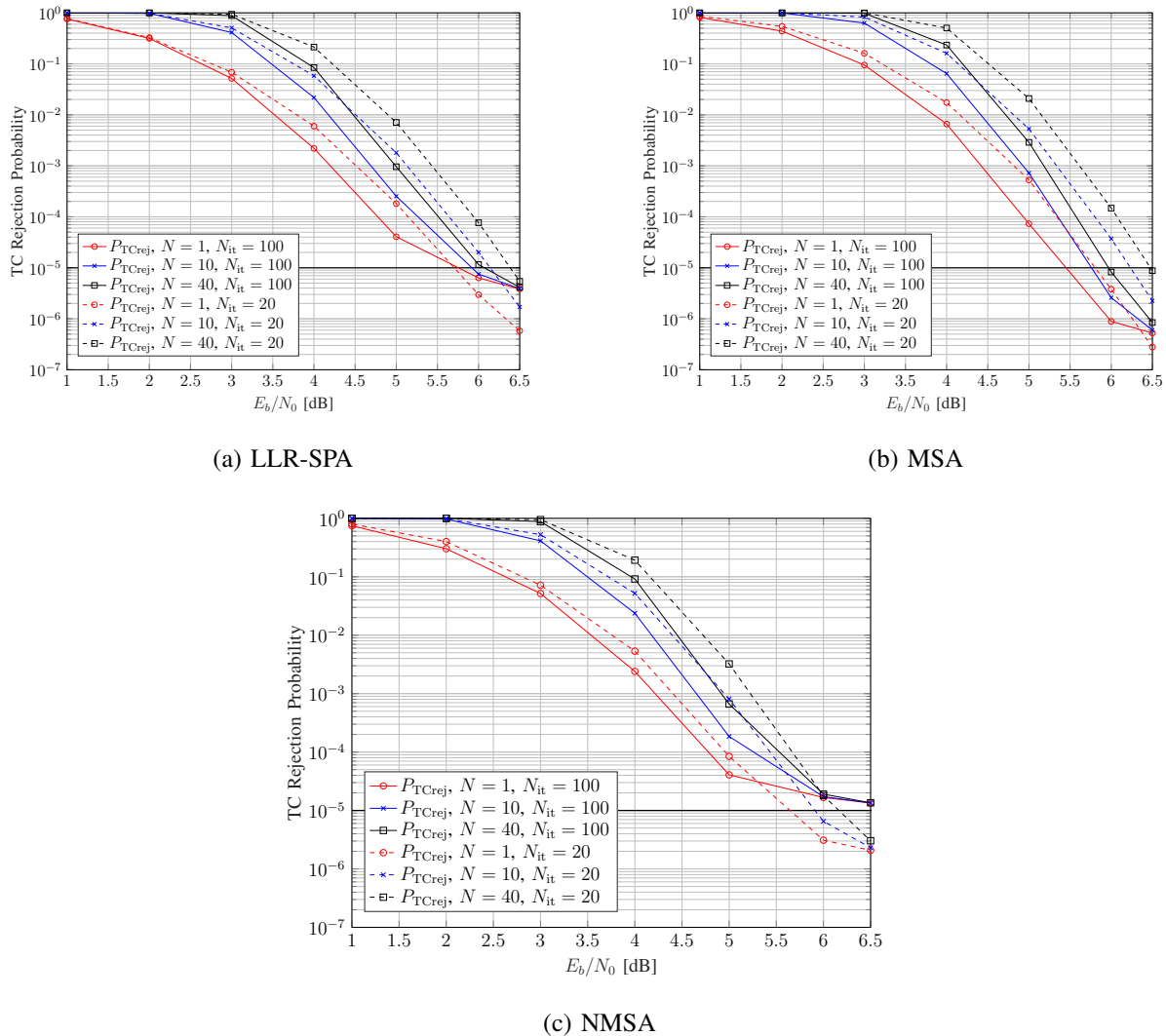


Figure 12: TC Rejection Probability for different decoders and CLTU lengths, when using the proposed TS in the de-randomized case

for any of the considered values of  $E_b/N_0$ , especially when  $N = 10$ . On the contrary, when the NMSA-based decoder is used, for relatively high values of  $E_b/N_0$ , the system performance benefits from the reduction of the maximum number of decoding iterations. This is a consequence of the fact that the NMSA is the decoding algorithm with the smallest CER. Therefore, since  $N$  and  $E_b/N_0$  are both not very large, the leading term in (1) remains the not-acknowledged termination probability  $P_{\text{nat}}$ .

Generally, Fig.s 11 and 12 illustrate that, depending on the considered decoder, the operating point and the CLTU length, and assuming the TS is employed and detected using a decoder, it

may be necessary to optimize the number of iterations used. It is indeed evident that increasing the maximum number of iterations reduces the CER but increases the  $P_{\text{nat}}$ , as the additional iterations aid decoder convergence. In other words, the increase of the maximum number of iterations is beneficial for coded data, since it helps the decoder to converge more often to a codeword, but undesirable for the TS, which should instead trigger a decoding error. Therefore, finding the optimal trade-off might be crucial.

#### *E. Remarks on large values of the signal-to-noise ratio*

Running Monte Carlo simulations to estimate CER values on the order of  $10^{-8}$  or lower is computationally demanding. For the considered (128, 64) LDPC code, this significantly hinders numerical analysis for  $E_b/N_0$  values of 7 dB or higher. However, assuming that the CER continues to drop faster than  $P_{\text{nat}}$  for values slightly greater than 7 dB, we can leverage the insights from Section III-III-B to infer some conclusions. In particular, according to (5), for small to moderate values of  $N$ , we can expect that the leading term in (1) is the not-acknowledged termination probability  $P_{\text{nat}}$ . In other words, we expect the trend of the TC rejection probability to be determined by the not-acknowledged termination probability. However, we also remark that, for extremely large values of  $E_b/N_0$ , the TS (especially in the de-randomized case) always causes a decoding error, eventually yielding  $P_{\text{nat}} \rightarrow 0$  when  $E_b/N_0 \rightarrow \infty$ . Therefore, clearly, if the error rate performance of the LDPC code exhibits an error floor at any point, a more comprehensive analysis will be necessary. This entails delving into the causes of the error floor, which may include investigating specific code properties and decoding algorithm limitations, such as trapping sets [16], pseudo-codewords [17], and other harmful objects [18]. This analysis goes beyond the scope of this paper and is left for future works.

## V. CONCLUSION AND FUTURE WORKS

We have analyzed the performance of a CCSDS-compliant communication scheme incorporating LDPC-coded transmissions in satellite systems, with a focus on the optional tail sequence that may be required for termination. We have evaluated the TC rejection probability, both theoretically and numerically, across various operation conditions, involving the length of the CLTU, the decoding algorithm and the maximum number of decoding iterations. We have demonstrated that a well-designed tail sequence, which is sufficiently distant from any valid

codeword according to a chosen metric, effectively triggers a decoding error, thereby aiding correct termination of the CLTU.

As mentioned, we have evaluated the performance using different iterative decoding algorithms, namely the LLR-SPA, the MSA, and the NMSA. Our results show that, in the considered setting, the MSA-based decoder performs better than the other two algorithms when the optional TS is employed to trigger a decoding error. Our analysis also indicates that reducing the maximum number of decoding iterations does not always provide an advantage in terms of TC rejection probability, particularly when  $E_b/N_0$  is below 5 dB. However, for extremely short CLTUs and for moderate to high values of  $E_b/N_0$ , reducing the number of iterations can enhance performance, from the TS detection viewpoint, highlighting the importance of tailoring the decoding strategy to the specific context.

Through a combination of theoretical analysis and Monte Carlo simulations, we have provided a comprehensive understanding of the factors affecting TC rejection probability.

As a catalyst for future research, we intend to explore a novel approach to the design of the TS. Specifically, we plan to focus on harmful structures that induce decoding errors, such as trapping sets, absorbing sets, and fully absorbing sets. While the current method of designing a TS that is distant from all codewords is based on the general ML decoding principle, an alternative approach is to consider the unique characteristics of iterative decoders commonly used for decoding LDPC codes. This is crucial because harmful patterns are not necessarily very distant from codewords.

## APPENDIX A

### (128, 64) AND (512, 256) LDPC CODES DESCRIPTION

The (128, 64) LDPC code is specified by an  $m \times n$  parity-check matrix  $\mathbf{H}_{64 \times 128}$ , where  $m = n - k = 128 - 64 = 64$  and  $n = 128$ . This matrix is constructed from  $M \times M$  submatrices, where  $M = k/4 = n/8 = 16$ , as follows:

$$\mathbf{H}_{64 \times 128} = \begin{bmatrix} \mathbf{I}_M \oplus \Phi^7 & \Phi^2 & \Phi^{14} & \Phi^6 & \mathbf{0}_M & \Phi^0 & \Phi^{13} & \mathbf{I}_M \\ \Phi^6 & \mathbf{I}_M \oplus \Phi^{15} & \Phi^0 & \Phi^1 & \mathbf{I}_M & \mathbf{0}_M & \Phi^0 & \Phi^7 \\ \Phi^4 & \Phi^1 & \mathbf{I}_M \oplus \Phi^{15} & \Phi^{14} & \Phi^{11} & \mathbf{I}_M & \mathbf{0}_M & \Phi^3 \\ \Phi^0 & \Phi^1 & \Phi^9 & \mathbf{I}_M \oplus \Phi^{13} & \Phi^{14} & \Phi^1 & \mathbf{I}_M & \mathbf{0}_M \end{bmatrix},$$



where  $\mathbf{I}_M$  is the  $M \times M$  identity matrix,  $\Phi^i$  is the  $i$ -th right circular shift of  $\mathbf{I}_M$ , where  $0 \leq i \leq M - 1$ , and  $\mathbf{0}_M$  is the  $M \times M$  zero matrix. Finally, the  $\oplus$  operator indicates modulo-2 addition.

Notice that the structure of the (512, 256) LDPC code's parity-check matrix is as follows:

$$\mathbf{H} = \begin{bmatrix} \mathbf{I}_M \oplus \Phi^{63} & \Phi^{30} & \Phi^{50} & \Phi^{25} & \mathbf{0}_M & \Phi^{43} & \Phi^{62} & \mathbf{I}_M \\ \Phi^{56} & \mathbf{I}_M \oplus \Phi^{61} & \Phi^{50} & \Phi^{25} & \mathbf{I}_M & \mathbf{0}_M & \Phi^{37} & \Phi^{26} \\ \Phi^{16} & \Phi^0 & \mathbf{I}_M \oplus \Phi^{55} & \Phi^{27} & \Phi^{56} & \mathbf{I}_M & \mathbf{0}_M & \Phi^{43} \\ \Phi^{35} & \Phi^{56} & \Phi^{62} & \mathbf{I}_M \oplus \Phi^{11} & \Phi^{58} & \Phi^3 & \mathbf{I}_M & \mathbf{0}_M \end{bmatrix},$$

where  $M = k/4, n/8 = 32$ , is the same as the one of the (128, 64) LDPC code. However, it is important to remark, as already highlighted in Section II-II-B, that, when the (512, 256) LDPC code is used, the tail sequence is not considered.

## APPENDIX B

### DECODING SUCCESS RATE FOR DIFFERENT VALUES OF $E_b/N_0$

In this appendix, we provide further analysis to support the results presented in Fig. 7, expanding the discussion in Section IV-IV-C. In particular, we present the results in Figs 9 and 10, in terms of decoding success rates, categorized by each considered value of  $E_b/N_0$ . Let us remind that data were collected by analyzing 3 000 000 transmissions of the randomized and de-randomized TS, with 100 maximum decoding iterations.

From Figs 13a and 14a we observe that most of the decoding successes (80%), causing a misinterpretation of the TS, for the LLR-SPA decoder, occur for  $\frac{E_b}{N_0}$  between 2 and 6 dB, both included. This explains the results shown in Fig. 7a; in fact, for the mentioned values of  $\frac{E_b}{N_0}$ , most decoding successes occur, leading to higher values of  $P_{\text{nat}}$  compared to other  $\frac{E_b}{N_0}$  values. For the other decoders, the aforementioned effect is less pronounced. In particular, most of the decoding successes for the MSA and the NMSA-based decoders, in the de-randomized case, occur for small values of  $E_b/N_0$ .

## ACKNOWLEDGMENT

The authors would like to thank Dr. Andrea Modenini for his precious insights.

The conclusions reported in this paper are the opinion of the authors and do not represent the official position of the European Space Agency.

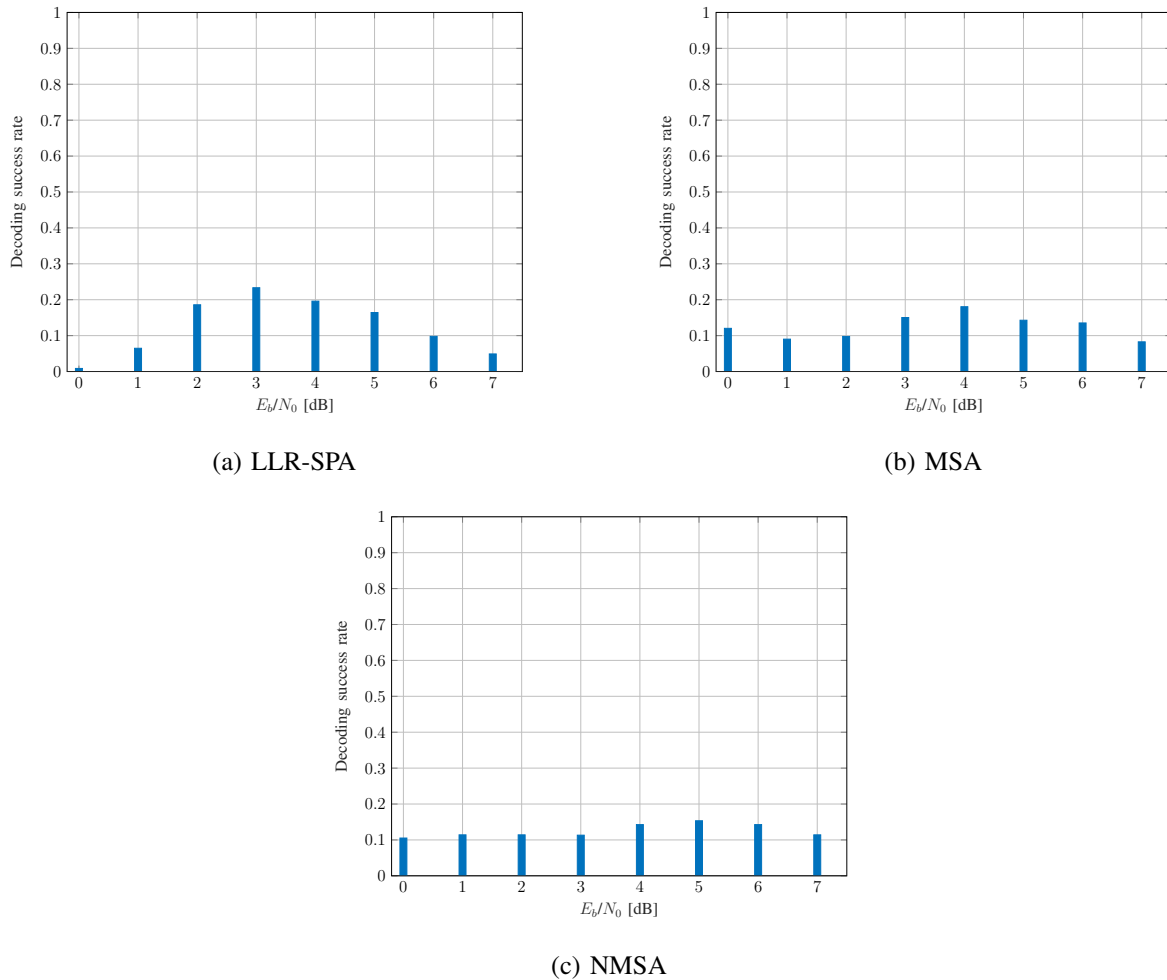


Figure 13: Decoding success rate for different  $E_b/N_0$  values in the randomized case

## REFERENCES

- [1] Consultative Committee for Space Data Systems, *TC Synchronization and Channel Coding. Issue. Recommendation for Space Data System Standard*, Blue Book CCSDS 231.0-B-4 Washington, DC, USA, July 2021.
- [2] A. Modenini and B. Ripani, "A tutorial on the tracking, telemetry, and command (TT&C) for space missions," *IEEE Communications Surveys & Tutorials*, vol. 25, no. 3, pp. 1510–1542, 2023.
- [3] J. L. Massey, "Optimum frame synchronization," *IEEE Transactions on Communications*, vol. 20, no. 2, pp. 115–119, 1972.
- [4] M. Chiani and M. Martini, "On sequential frame synchronization in AWGN channels," *IEEE Transactions on Communications*, vol. 54, no. 2, pp. 339–348, 2006.
- [5] S. Pfletschinger, M. Navarro, and P. Closas, "Frame synchronization for next generation uplink coding in deep space communications," in *Proc. of 2015 IEEE Global Communications Conference (GLOBECOM)*, 2015, pp. 1–6.
- [6] A. Hocquenghem, "Codes correcteurs d'erreurs," *Chiffres*, vol. 2, pp. 147–156, 1959.

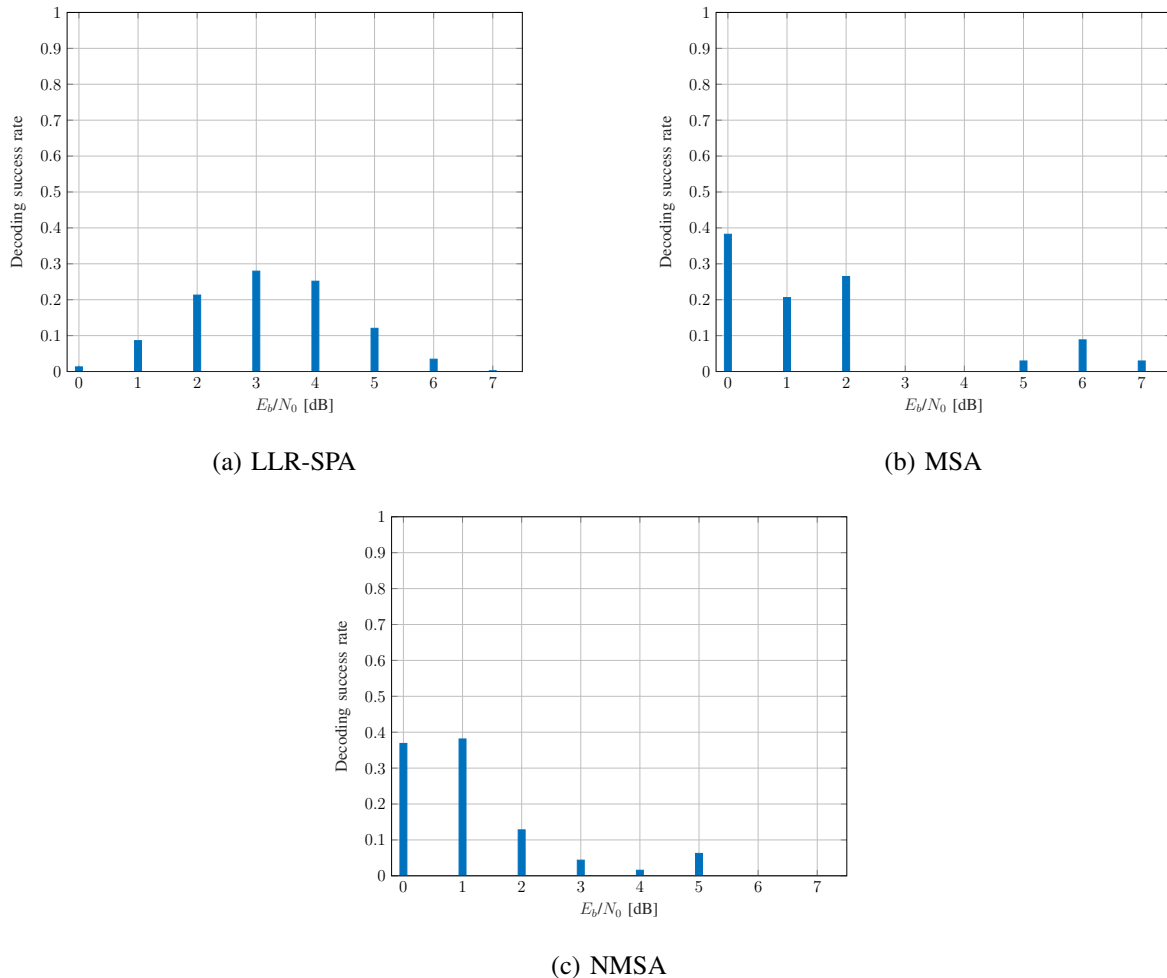


Figure 14: Decoding success rate for different  $E_b/N_0$  values in the non-randomized case

- [7] R. Bose and D. Ray-Chaudhuri, "On a class of error correcting binary group codes," *Information and Control*, vol. 3, no. 1, pp. 68–79, 1960.
- [8] R. Gallager, "Low-density parity-check codes," *IRE Transactions on Information Theory*, vol. IT-8, no. 1, pp. 21–28, 1962.
- [9] X.-Y. Hu, E. Eleftheriou, D.-M. Arnold, and A. Dholakia, "Efficient implementations of the sum-product algorithm for decoding LDPC codes," in *Proc. of IEEE Global Telecommunications Conference (GLOBECOM) 2001*, vol. 2, 2001, pp. 1036–1036E.
- [10] M. Fossorier, M. Mihaljevic, and H. Imai, "Reduced complexity iterative decoding of low-density parity check codes based on belief propagation," *IEEE Transactions on Communications*, vol. 47, no. 5, pp. 673–680, 1999.
- [11] J. Chen and P. Fossorier, "Density evolution for BP-based decoding algorithms of LDPC codes and their quantized versions," in *Proc. of IEEE Global Telecommunications Conference (GLOBECOM) 2002*, vol. 2, 2002, pp. 1378–1382.
- [12] Consultative Committee for Space Data Systems, *TC Synchronization and Channel Coding - Summary of Concept and Rationale. Informational Report*, Green Book CCSDS 230.1-G-3 Washington, DC, USA, Oct. 2021.
- [13] M. Baldi, M. Bertinelli, F. Chiaraluce, P. Closas, R. Garello, N. Maturo, M. Navarro, J. M. Palomo, E. Paolini, S. Pfletschinger, P. F. Silva, L. Simone, and J. Vilà-Valls, "NEXCODE: Next generation uplink coding techniques," in

- Proc. of 2016 International Workshop on Tracking, Telemetry and Command Systems for Space Applications (TTC)*, 2016, pp. 1–8.
- [14] J. Stern, “A method for finding codewords of small weight,” in *Coding theory and applications*, ser. Lecture Notes in Computer Science, G. D. Cohen and J. Wolfmann, Eds. New York: Springer, 1989, vol. 388, pp. 106–113.
- [15] X.-Y. Hu, M. Fossorier, and E. Eleftheriou, “On the computation of the minimum distance of low-density parity-check codes,” in *Proc. IEEE International Conference on Communications (ICC 2004)*, vol. 2, Paris, France, Jun. 2004, pp. 767–771.
- [16] T. Richardson, “Error floors of LDPC codes,” in *Proc. 41st Annual Allerton Conf.*, Monticello, IL, Sep. 2003.
- [17] R. Koetter and P. O. Vontobel, “Graph covers and iterative decoding of finite-length codes,” in *Proceedings of the 3rd International Symposium on Turbo Codes and Related Topics*, September 2003, pp. 75–82.
- [18] M. Battaglioni, F. Chiaraluce, M. Baldi, M. Pacenti, and D. Mitchell, “Optimizing quasi-cyclic spatially coupled LDPC codes by eliminating harmful objects,” *EURASIP Journal on Wireless Communications and Networking*, no. 67, Jul. 2023.