

Robust Privacy Amidst Innovation with Large Language Models Through a Critical Assessment of the Risks

Yao-Shun Chuang¹, Atiqer Rahman Sarkar², Noman Mohammed², and Xiaoqian Jiang¹

¹ McWilliams School of Biomedical Informatics, The University of Texas Health Science Center at Houston, Houston, Texas, USA

²Dept. of Computer Science, University of Manitoba, Winnipeg, R3T 5V6, Canada

Abstract

Objective

This study evaluates the integration of Electronic Health Records (EHRs) and Natural Language Processing (NLP) with large language models (LLMs) to enhance healthcare data management and patient care, focusing on using advanced language models to create secure, HIPAA-compliant synthetic patient notes for global biomedical research.

Materials and Methods

The study utilized the original de-identified and re-identified (i.e., repopulated) versions of the MIMIC III dataset with GPT-3.5, GPT-4, and Mistral 7B to generate synthetic clinical notes. Text generation used templates and keyword extraction to produce contextually relevant synthetic notes, with one-shot generation for comparative analysis. The privacy assessment included PHI occurrence and co-occurrence. Text utility was assessed on an ICD-9 coding task, using synthetic notes to train the ICD-9 coder. Additionally, text quality evaluations were performed using ROUGE and cosine similarity metrics to compare synthetic notes with source notes for measuring semantic similarity.

Results and Discussion

Analysis of PHI occurrence and text utility via the ICD-9 coding task showed that the keyword-based method had low risk and good performance. One-shot generation showed the highest PHI exposure and PHI co-occurrence, especially in geographic location and date categories. The Normalized One-shot method achieved the highest classification accuracy. Privacy analysis revealed a critical balance between data utility and privacy protection, influencing future data use and sharing. Re-identified data consistently outperformed de-identified data.

Conclusion

This study demonstrates the effectiveness of keyword-based methods in generating privacy-protecting synthetic clinical notes that retain data usability, potentially transforming clinical data-sharing practices. The superior performance of re-identified over de-identified data suggests a shift towards methods that enhance utility and privacy by using dummy PHIs to perplex privacy attacks.

Keywords: large language models, text generation, privacy, protected health information

Introduction

Electronic health records (EHRs) are vital digital tools in healthcare, storing detailed patient information such as demographics, medical history, and lab results¹. Efficient data management, enhanced patient care, and research and analysis are pivotal aspects brought forward by integrating EHRs. EHRs are instrumental in streamlining patient information, significantly improving healthcare delivery by making it more efficient and effective^{2,3}. Furthermore, previous studies emphasized that EHRs improve patient care by providing immediate access to histories and data for swift decision-making and enhancing medical research and public health through their ability to facilitate detailed analysis of health trends and outcomes^{2,4}. Together, these aspects underscore the transformative impact of EHRs on healthcare, from improving individual patient care to advancing medical research and public health initiatives.

Natural language processing (NLP) technologies harness the extensive unstructured data within EHRs. NLP helps interpret and extract meaningful information from unstructured data, converting it into a structured format⁵. This transformation enhances patient care and healthcare operations by enabling the efficient use and analysis of data⁶. With structured data, researchers and healthcare professionals can conduct secondary analyses of EHR information^{7,8}. The benefits include informing large-scale health systems choices, helping in making point-of-care clinical decisions, and improving patient safety and health⁹⁻¹¹. These are critically significant in informing public health policy and advancing research to provide retrospective analysis, investigation into long-term effects, and an overview of trends.

The widespread adoption of EHRs ushers a new era of healthcare research by providing researchers access to invaluable data. However, this data sharing introduces significant privacy concerns, particularly around protected health information (PHI). The Health Insurance Portability and Accountability Act (HIPAA) plays a crucial role in safeguarding medical information in the U.S. Various NLP techniques aid in de-identifying PHIs to maintain privacy while allowing data use for research and other secondary purposes. While various NLP frameworks and models have made strides in enhancing data privacy, specifically in de-identifying PHI, they still fall short of fully complying with HIPAA's stringent requirements¹²⁻¹⁴. The challenge of creating publicly accessible datasets for research without compromising privacy remains unresolved. This scarcity of data impedes the development of NLP models by limiting their generalizability and shareability^{11,15,16}. These significant gaps underscore the need for continued research to improve these models, ensuring they meet HIPAA standards and adhere to ethical guidelines for using health data within the healthcare industry.

This study presents a novel method that enhances data privacy and interoperability in biomedical research by using advanced large language models (LLMs) to generate private, high-quality synthetic notes. This method surpasses existing data sharing and privacy techniques, facilitating global collaboration while ensuring that synthetic notes are anonymized and maintaining actual patient data's usability. Additionally, it improves trust and transparency in patient data usage, encouraging broader participation in clinical research by ensuring data security and privacy. This approach not only sets new ethical standards for AI in healthcare but also represents a paradigm shift in maintaining patient privacy in the digital health era.

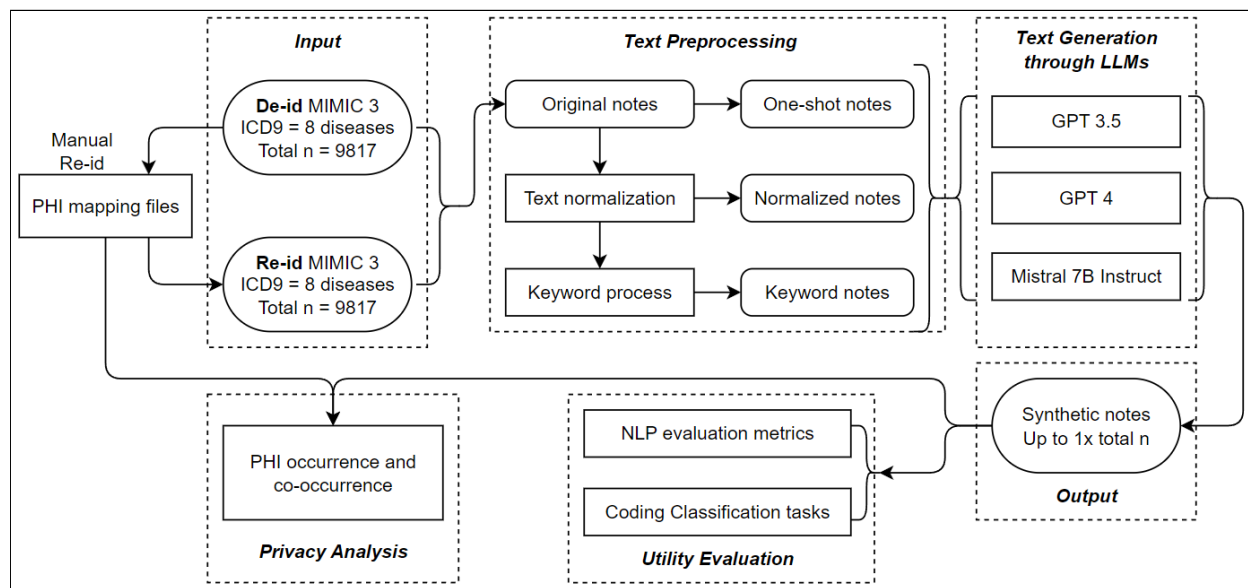


Figure 1. A flowchart that provides an overview of our study.

Methods

Dataset

In this study, a subset of the MIMIC III database was utilized, comprising 9,817 discharge summaries. Initially, this dataset featured a multi-ICD-9 labeling system, encoding multiple diagnoses for each patient. Following the methodology outlined in the study, the dataset was filtered and simplified to single-label entries, focusing exclusively on the primary diagnosis¹⁷. This process involved selecting only the main diagnosis for each patient and narrowing the scope to eight major diseases. These diseases, defined by their respective ICD-9 codes, include hypertension, congestive heart failure, atrial fibrillation, kidney failure, type II diabetes, respiratory failure, and urinary tract infection.

Models

Three advanced language models, GPT-3.5-0301 (GPT3.5), GPT-4-0613 (GPT4), and Mistral7B-Instruct (Mistral7B), were utilized in this study for generating synthetic clinical notes. Each model was chosen based on its specific capabilities to produce coherent and contextually relevant text. GPT-3.5 and GPT-4, iterations of the Generative Pre-trained Transformer models developed by OpenAI, are among the most popular LLMs. These models were selected not only for their widespread accessibility and frequent use in daily life but also due to a lack of detailed privacy analysis beyond OpenAI's announcements. The findings from this study aim to establish a benchmark for understanding privacy risks associated with these models. Additionally, Mistral7B is a robust instruction-based LLM with only 7 billion parameters¹⁸. The study showed that it can achieve performance comparable to more complex models in text generation tasks by adhering strictly to user instructions¹⁹. Mistral7B may offer superior synthetic notes with excellent usability because it can produce high-quality, human-like synthetic text. The GPT series models, accessed via the OpenAI API, were deployed on the HIPAA-compliant Azure OpenAI platform provided by UTHHealth to comply with the data usage agreement requirements of MIMIC-III.

Text preprocessing and generation

Data re-identification (RE-ID) was performed on the MIMIC III database. The original data had been de-identified (DE-ID), with PHI replaced by 27 unique PHI tags, each enclosed within brackets to indicate redaction. These tags are classified into eight categories of PHI as defined by HIPAA. By employing a process of PHI mapping, the original notes are transformed into a dataset containing PHI. For detailed mappings and specific configurations related to each PHI category, refer to Supplementary Appendix 1. It was noteworthy that for certain categories, such as “*university*” and “*hospital*” from MIMIC III, generating mock data posed a challenge. Consequently, these were replaced with a prefixed category tag that included the note's ID. Specifically, the PHI tag “*num*”, found in the MIMIC III notes, posed challenges in understanding its semantic implications due to its ambiguous context, which made it difficult to accurately interpret whether it referred to numerical values, medical measurements, or other quantitative data. Despite being substituted with a random number to preserve the formatting, this particular tag was omitted from the PHI occurrence testing.

Three types of templates—original notes (One-shot), normalized notes (Normalized One-shot), and keyword notes (Keyword)—were employed in the text generation process, following the established sequence of data preprocessing. Consequently, one-shot prompt generation was conducted using these templates to feed into LLMs for the production of synthetic notes. The original notes, which were raw clinical notes, were directly used in the prompts. During the normalization of these clinical notes, the text was refined by removing all numbers and symbols, preserving only the alphabetic words. This critical step eliminated numeric data, punctuation, and special characters, resulting in normalized notes that represented a simplified version of the text, focusing on core linguistic elements.

The NLP technique, keyword extraction process, was employed to analyze the normalized notes with the goal of extracting key phrases using the unsupervised KP-miner and YAKE algorithms^{20–22}. KP-miner leverages frequency and positional information with a weighting mechanism for multi-token keywords, while YAKE employs various statistics, including position, frequency, and context, to rank keywords. Studies have demonstrated KP-Miner's superior performance over other techniques and optimal results when combined

with YAKE for indexing news articles^{23,24}. After generating the key phrases, the “fuzzywuzzy” package was applied to remove duplicates by utilizing the Levenshtein distance to compare and withdraw similar key phrases, thereby enhancing the accuracy and relevance of the extracted phrases. The output from these NLP techniques produced a cloze test-like context, which was then used to prompt LLMs to fill in the blanks, thus generating synthetic notes. This approach ensured that the emphasis remained exclusively on the important textual data, which is crucial for an accurate interpretation of the patient’s medical condition as described in the notes.

Privacy Analysis and Text Quality Evaluation

Three distinct analyses were conducted in this study: an examination of the occurrence and co-occurrence of PHI to assess privacy risks, a text utility analysis involving a classification task, and a comparison of text similarity between real and synthetic notes. Initially, for the assessment of PHI occurrence, the synthetic notes were scanned using known PHI categories to calculate the occurrence rates of 18 different PHI types. Any PHI found in the synthetic notes, the corresponding categories only counted once for a note, and the final number was divided by 9,817 to derive the average number of notes suffering a leakage. Additionally, co-occurrence checks were performed to identify any links within the notes by observing the exposure of various PHI types.

Secondly, for the utility assessment, the ICD-9 coding classification was utilized via the LAAT package²⁵. This package employs a model with a bidirectional Long-Short Term Memory (BiLSTM) encoder designed to learn label-specific vectors that signify critical text fragments of clinical importance associated with specific ICD labels. To ensure the reliability of the coding classification results, a 10-fold left-one-out cross-validation was conducted. The left-out synthetic notes were mapped back to the corresponding source notes, serving as the test set. Benchmarks for comparison included both re-identified and de-identified source notes. In the evaluation for the classification, micro- and macro-averages were provided in the evaluation results. Micro-averaging pools all decisions to compute a single effectiveness measure, emphasizing overall accuracy and the impact of larger categories. Macro-averaging calculates measures separately for each label and averages them, ensuring balanced performance across all categories regardless of their size. Each method highlighted different aspects of model performance.

Finally, traditional NLP analyses, specifically ROUGE (Recall-Oriented Understudy for Gisting Evaluation) and Cosine Similarity (COS-SIM), were employed to assess the similarity between the real and synthetic notes. ROUGE measures the overlap of n-grams between the generated text and reference texts, which offers insights into the precision and recall of the text generated by the model. For simplification in the final report, the F1-score was calculated. On the other hand, Cosine Similarity quantifies the cosine of the angle between two vectors representing the TF-IDF (Term Frequency-Inverse Document Frequency) weighted texts. This metric gauges the semantic similarity between the generated and reference texts, reflecting the model’s ability to preserve the semantic content of the text. Thus, the application of ROUGE and Cosine Similarity provides a rigorous evaluation of both the quality and semantic accuracy of synthetic texts when compared to their original counterparts.

Results

The objective was to generate a total of 9,817 synthetic notes. Due to content filtering (e.g., perceived as potentially harmful) by the Azure OpenAI service, the notes produced by GPT-3.5 and GPT-4 experienced deficits, with up to 13 prompts for notes denied. This issue was more frequently observed in the Normalized One-shot. In contrast, text generation using the local model, Mistral7B, did not encounter this limitation.

Using the PHI mapping file to repopulate the de-identified source notes, Figure 2 presents the prevalence of PHI occurrences in synthetic notes produced by various GPT models and the Mistral7B model across different generation methodologies. All PHI categories except SSNs were identified in the synthetic notes. One-shot generation exhibited the highest risk of PHI exposure, whereas Keyword generation showed the lowest, limited primarily to geographic location PHI. In the One-shot approach, geographic location, date, and unique identifying numbers were the top three PHI categories with the highest occurrence rates in that

order. Notably, the geographic location PHI had the highest prevalence across all models and generation methods. For instance, in the One-shot generation using the Mistral7B model, geographic and date PHI occurrences were notably high, at 85.35% and 87.45%, respectively, with unique identifying numbers documented at 10.40%. In contrast, during Keyword generation using the Mistral7B model, the occurrence of geographic PHI was 29.73%, while the occurrence of date PHI was 0.02%. Furthermore, the GPT3.5 and GPT4 models generally demonstrated lower PHI occurrence rates across most categories when compared to Mistral7B. For example, the Normalized One-shot generation with the GPT4 model recorded only 1.66% in names, 0.25% in unique identifying numbers, 0.11% in telephone numbers, and 0.01% in device identifiers.

In the analysis of PHI co-occurrence, the One-shot generation method exhibited the highest incidence of cases. The GPT4 and Mistral7B models each recorded approximately 500 instances where two unique types of PHIs co-occurred in the same notes, and around ten notes contained three types of PHIs. Conversely, the GPT3.5 model displayed 270 cases with two types of PHIs and seven instances with three types. Notably, GPT3.5 and GPT4 reported one instance each where four unique types of PHIs occurred in the same note, indicating a higher risk of privacy exposure. All of these PHI co-occurrences involved the PHI category “Names.” Further investigation revealed that these occurrences were primarily due to “Name initials,” constituting a significant portion of the “Names” PHI across the 18 HIPAA categories in all three models. Of these, only the Mistral7B model included 64 “Full names” instances out of 144 “Name” PHI in the Normalized One-shot generation. Additionally, the “Date” category was involved in all PHI co-occurrence cases in the One-shot generation. Details of these PHI co-occurrences are provided in Table 1.

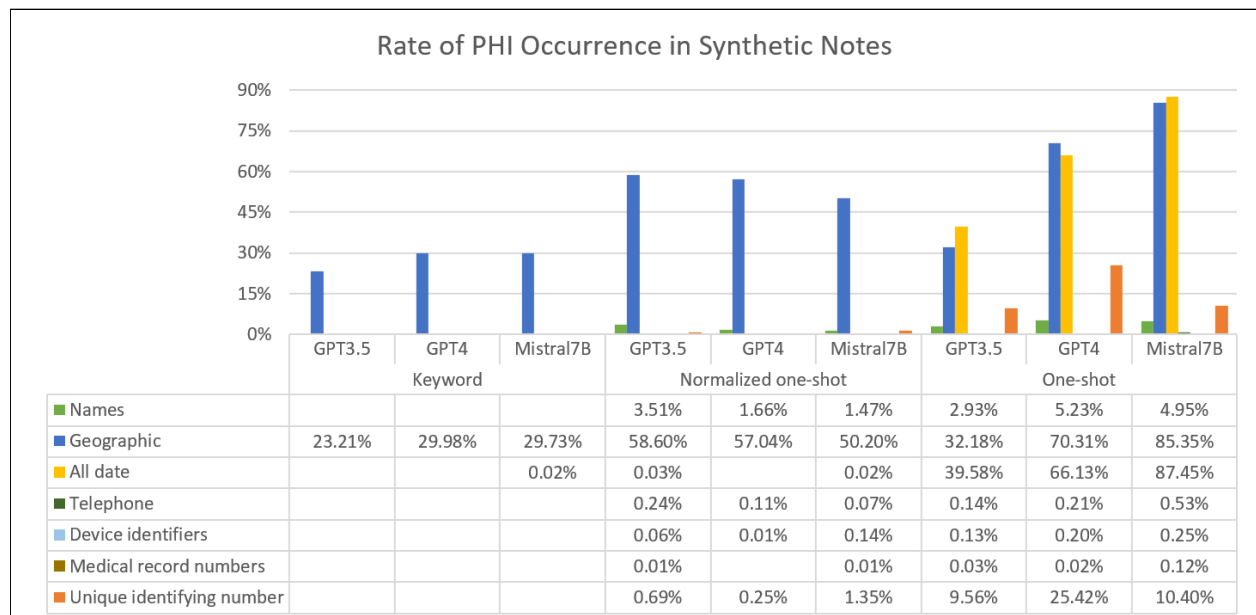


Figure 2. Bar charts of PHI occurrence in the synthetic notes for different generation approaches when the generation is based on re-identified notes

Table 1. The Prevalence of PHI Co-occurrence

Models		2 PHIs	3 PHIs	4 PHIs
Normalized One-shot	GPT3.5	4 (0.04%)		
	GPT4	2 (0.02%)		
	Mistral7B			
One-shot	GPT3.5	270 (2.75%)	7 (0.07%)	1 (0.01%)
	GPT4	490 (4.99%)	9 (0.09%)	1 (0.01%)
	Mistral7B	567 (5.78%)	13 (0.13%)	

The evaluation for ICD-9 coding is shown in Figure 3. The micro-average of the benchmark results using real notes for the source in RE-ID and DE-ID were 0.746 and 0.754, respectively, where the macro-average was 0.723 in RE-ID and 0.728 in DE-ID. Notably, on a micro average, RE-ID approaches across almost all settings were slightly better than DE-ID, with 6 out of 9. The Normalized One-shot generation also demonstrated the highest classification, and even GPT3.5 reached 0.749, exceeding the RE-ID benchmark. One-shot generation showed higher variation depending on the models. Particularly, Mistral7B reached around 0.74 in both RE-ID and DE-ID in the micro-average, which revealed comparable performance near to the benchmark. For the Keyword generation, the performance was around 0.71, with a larger variance across three models in the micro-average. On the contrary, the Normalized One-shot revealed the smallest variance in the 10-fold left-one-out cross-validation.

Figure 3 presents the evaluation of ICD-9 coding accuracy. The micro-average performance of the benchmark results for the RE-ID and DE-ID sources was 0.754 and 0.746, respectively, while the macro-average was 0.723 for RE-ID and 0.728 for DE-ID. Notably, across all settings, the RE-ID approaches outperformed the DE-ID approaches in the micro-average, doing so in 6 out of 9 comparisons. The Normalized One-shot generation method demonstrated the highest classification accuracy, with even the GPT3.5 model achieving a micro-average of 0.749, surpassing the RE-ID benchmark. The One-shot generation method exhibited greater performance variability depending on the model used. Specifically, the Mistral7B model achieved approximately 0.74 in both RE-ID and DE-ID in the micro-average, indicating a performance level comparable to the benchmark. In contrast, the Keyword generation method showed a micro-average performance of around 0.71, with a larger variance observed across the three models. Conversely, the Normalized One-shot generation method displayed the smallest variance in the 10-fold left-one-out cross-validation.

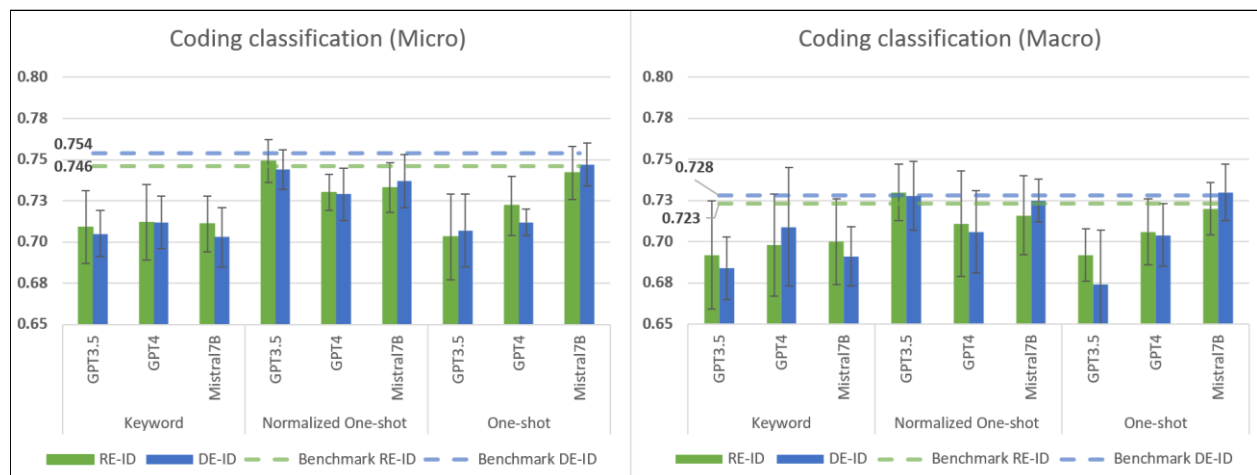


Figure 3. Bar chart of classification performance on ICD-9 coding.

The evaluation of text similarity using ROUGE metrics is depicted in Figure 4, while COS-SIM metrics are shown in Figure 5. The overall ROUGE scores for comparisons between source and synthetic notes followed the same pattern, regardless of whether DE-ID or RE-ID methods were used. Specifically, the Mistral7B model excelled in the Normalized One-shot generation, achieving the highest F1 scores for ROUGE1-3. The GPT4 model consistently displayed moderate performance across all metrics. In contrast, the GPT3.5 model demonstrated poor performance in both Keyword and Normalized One-shot generations, except the One-shot generation, where it achieved the highest scores across all ROUGE metrics.

When comparing different generation types, the Keyword generation method exhibited similar scores across all three models and displayed the lowest performance. In the Normalized One-shot generation, the ROUGE scores were the lowest for GPT-3.5, followed by GPT-4, with Mistral7B achieving the highest. In the One-shot generation, both GPT-3.5 and Mistral7B outperformed other generation types.

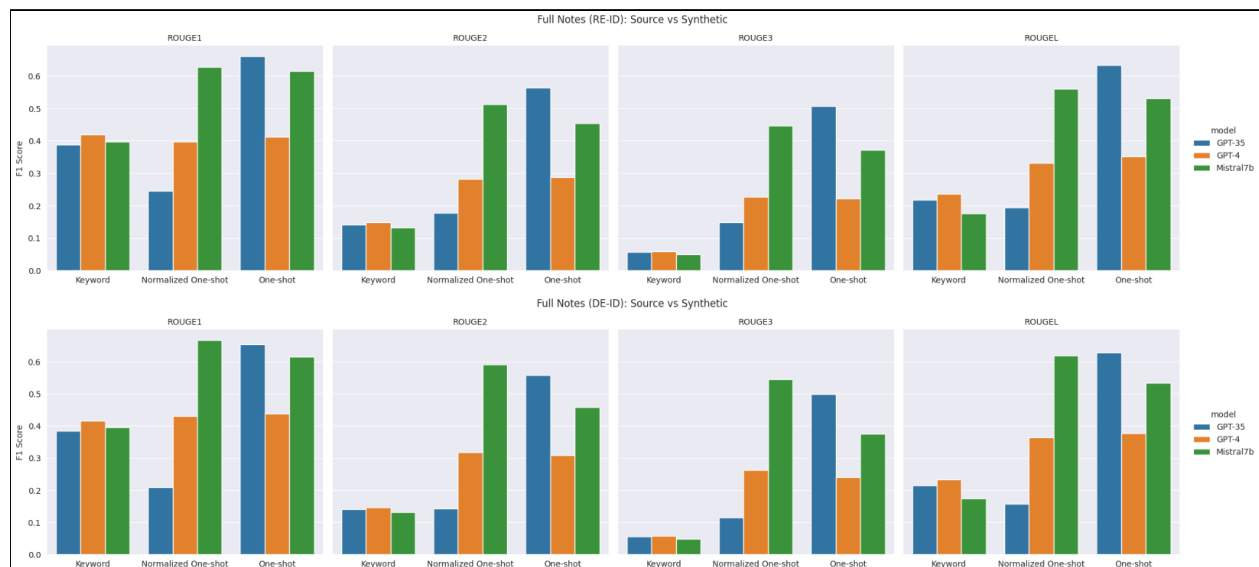


Figure 4. Bar charts comparing ROUGE scores between synthetic and original notes.

COS-SIM scores were assessed for RE-ID and DE-ID methodologies, comparing source notes to synthetic notes. In the RE-ID setting, both One-shot and Keyword generations yielded similar COS-SIM scores across all three models, approximately 0.8 and 0.69, respectively. In the Normalized One-shot generation, the Mistral7B model achieved the highest cosine similarity, showing competitive results comparable to those in the One-shot approaches. Notably, the GPT3.5 model exhibited significantly poorer performance in the Normalized One-shot method, with COS-SIM scores around 0.55 for RE-ID and DE-ID settings. Moreover, both Keyword and One-shot generations in the RE-ID context slightly outperformed those in DE-ID. These findings highlight the diverse strengths of each generation type and model in maintaining text similarity in synthetic note generation.

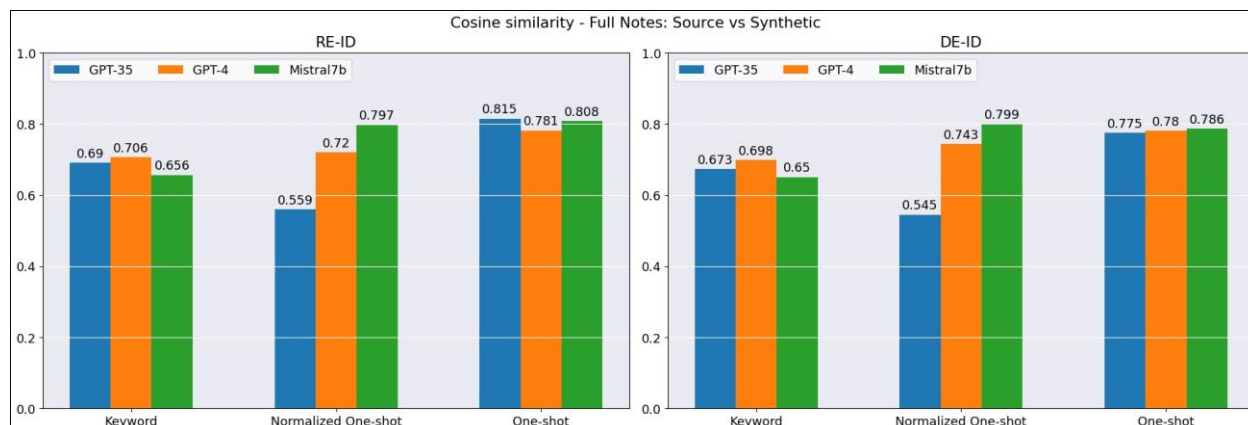


Figure 5. Bar charts comparing COS-SIM between synthetic and original notes.

Discussion

Text generation: Privacy and Utility

The Normalized One-shot provided the best usability in synthetic note production, and the Keyword generation approach offered high anonymity. The only PHI identified was due to a geographic location present within the keyword prompts, which can be readily removed during pre-processing before the data is input into LLMs for text generation. Incorporating this feature into the pipeline allows privacy-free notes to be generated safely. Moreover, these secure notes achieved performance comparable to actual notes in ICD-9 coding classification by retaining meaningful tokens from the source notes. This method demonstrated excellent generalizability with current state-of-the-art LLMs. Although there was a performance trade-off in the Keyword generation for coding classification, adjustments to the TF-IDF threshold or incorporating additional features for keyword selection could enhance performance further. The decrease in ROUGE scores and COS-SIM in similarity assessments could be attributed to removing less critical elements and PHIs from the note, which helps preserve privacy.

Conversely, while popular and straightforward, the One-shot generation approach could significantly compromise patient privacy, particularly where high PHI co-occurrence might directly link to the original subject. In summary, synthetic notes generated via the keyword approach can effectively anonymize patient data while maintaining richness and usability, potentially transforming how clinical notes are shared and utilized. This approach holds significant potential to revolutionize the sharing and utilization of clinical notes.

Re-identification: Enhancing Data Privacy in Clinical Data Usage

Another significant finding from this study was that re-identified data exhibited greater usefulness and reliability compared to de-identified data in synthetic clinical notes. Regarding ICD-9 coding classification, most results showed that re-identified data through Keyword and Normalized One-shot generation outperformed de-identified data. Repopulating de-identified PHI tokens with dummy PHIs can enhance the ability of LLMs to generate more informative synthetic notes, thereby improving the utility of such synthetic notes for subsequent downstream tasks. This discovery constitutes a novel contribution to the field of data anonymization. It is noteworthy that conventional practices in institutions often prioritize data de-identification using placeholder or redaction tags to facilitate private data sharing. However, current de-identification methods have yet to meet the standards set by the HIPAA Safe Harbor method. Furthermore, the expert determination method is costly and time-consuming, presenting challenges in accurately assessing privacy risks. Building upon this insight, re-populating PHI placeholders in de-identified notes with dummy PHIs can safeguard patient privacy better while enhancing the utility of Keyword and Normalized One-shot text generation.

Additionally, in the era of generative AI, our comprehensive assessment of actual PHI has established an essential benchmark for privacy analysis in LLMs. Our analysis revealed that geographic terms are highly recognizable by LLMs and were easily reused in outputs. Additionally, unique identifiers such as unique identification numbers, medical record numbers, and device identifiers, rarely included in LLMs' general training data, could be wholly extracted and reappear in the outputs, thus posing a privacy risk. Consequently, these insights are crucial for the real-world application of these technologies in medical institutions, providing important references for managing privacy risks effectively.

Limitations

This study had several limitations that warrant mention. First, the re-identification process might only partially represent the diversity of situations found in EHRs. For instance, specific settings such as holidays were designated simply as the word "Holiday" combined with a note's ID. This approach might not capture the nuanced variations that occur in real-world scenarios. In practical applications, the keyword process might require additional rules to ensure such terms are excluded. Second, the MIMIC III dataset used was preprocessed in prior work and was limited to single coding scenarios. While this earlier work provided a useful foundation, real-world applications of EHRs often involve complex, multi-coding scenarios. Future studies could benefit from a broader analysis that includes these complexities to enhance the findings. Lastly, given the rapid development of technology and models, the field of EHRs and synthetic note generation is continuously evolving. Consequently, the findings of this study may become outdated as new methods and models are introduced. To provide a more comprehensive evaluation of the utility and effectiveness of synthetic notes, it is essential to explore alternative coding classifications and emerging technologies.

Conclusion

This study highlights the efficacy of the Keyword-based conditional generation approach in producing synthetic clinical notes that protect privacy while retaining usability. By anonymizing data yet maintaining the essence of the original notes, this method demonstrates a potent solution in how clinical data could be shared and utilized. Moreover, the comparative success of re-identified data over de-identified data suggests a shift towards methods that enhance both data utility and privacy. While the approach promises significant advancements, the need for further refinement and exploration of diverse clinical scenarios remains. Future research should continue to advance this promising field, focusing on improving methodologies in line with technological progress.

Acknowledgments:

We would like to express our sincere gratitude to all the authors for their invaluable support and guidance throughout this study. Their expertise and contributions have been essential to the success of this research.

Funding

A.R.S. is a Gordon P. Osler scholar and was partially supported by UMGF fellowship. N.M. was supported by the NSERC Discovery Grants (RGPIN-04127-2022), and Falconer Emerging Researcher Rh Award. X.J. is CPRIT Scholar in Cancer Research (RR180012). He was supported in part by the Christopher Sarofim Family Professorship, UT Stars award, UTHealth startup, the National Institute of Health (NIH) under award number R01AG066749, R01LM013712, R01LM014520, R01AG082721, U01AG079847, U24LM013755, U01TR002062, U01CA274576, and the National Science Foundation (NSF) #2124789.

Conflicts of interest

None declared.

Data Availability:

The data used in this study is from the MIMIC-III Clinical Database and is available under PhysioNet. Access to the data can be requested from PhysioNet. The data preprocessing steps can be found at <https://github.com/mominbuet/GenerateEHRs>. Specifically, the GPT models' API utilized in this study is the HIPAA-compliant Azure OpenAI platform provided by UTHealth to ensure compliance with the data usage agreement requirements of MIMIC-III.

Reference

1. Bani Issa W, Al Akour I, Ibrahim A, et al. Privacy, confidentiality, security and patient safety concerns about electronic health records. *Int Nurs Rev.* 2020;67(2):218-230. doi:10.1111/inr.12585
2. Braghin S, Bettencourt-Silva JH, Levacher K, Antonatos S. An Extensible De-Identification Framework for Privacy Protection of Unstructured Health Information: Creating Sustainable Privacy Infrastructures. In: *MEDINFO 2019: Health and Wellbeing e-Networks for All*. IOS Press; 2019:1140-1144. doi:10.3233/SHTI190404
3. Okorie CL, Gatsby E, Schroeck FR, Ismail AAO, Lynch KE. Using electronic health records to streamline provider recruitment for implementation science studies. *PLOS ONE.* 2022;17(5):e0267915. doi:10.1371/journal.pone.0267915
4. Thwal CM, Thar K, Tun YL, Hong CS. Attention on Personalized Clinical Decision Support System: Federated Learning Approach. In: *2021 IEEE International Conference on Big Data and Smart Computing (BigComp)*. ; 2021:141-147. doi:10.1109/BigComp51126.2021.00035
5. Wu Y, Jiang M, Xu J, Zhi D, Xu H. Clinical named entity recognition using deep learning models. In: *AMIA Annual Symposium Proceedings*. Vol 2017. American Medical Informatics Association; 2017:1812.
6. Chuang YS, Lee CT, Brandon R, et al. Extracting periodontitis diagnosis in clinical notes with RoBERTa and regular expression. In: *2023 IEEE 11th International Conference on Healthcare Informatics (ICHI)*. IEEE; 2023:200-205.
7. Borjali A, Magnéli M, Shin D, Malchau H, Muratoglu OK, Varadarajan KM. Natural language processing with deep learning for medical adverse event detection from free-text medical narratives: A case study of detecting total hip replacement dislocation. *Comput Biol Med.* 2021;129:104140. doi:10.1016/j.combiomed.2020.104140
8. Lee J, Yoon W, Kim S, et al. BioBERT: a pre-trained biomedical language representation model for biomedical text mining. *Bioinformatics.* 2020;36(4):1234-1240. doi:10.1093/bioinformatics/btz682
9. Jensen PB, Jensen LJ, Brunak S. Mining electronic health records: towards better research applications and clinical care. *Nat Rev Genet.* 2012;13(6):395-405. doi:10.1038/nrg3208
10. Malmasi S, Hosomura N, Chang LS, Brown CJ, Skentzos S, Turchin A. Extracting Healthcare Quality Information from Unstructured Data. *AMIA Annu Symp Proc.* 2018;2017:1243-1252.
11. Ye C, Fu T, Hao S, et al. Prediction of Incident Hypertension Within the Next Year: Prospective Study Using Statewide Electronic Health Records and Machine Learning. *J Med Internet Res.* 2018;20(1):e22. doi:10.2196/jmir.9268
12. Ahmed T, Aziz MMA, Mohammed N. De-identification of electronic health record using neural network. *Sci Rep.* 2020;10(1):18600. doi:10.1038/s41598-020-75544-1

13. Meystre SM, Friedlin FJ, South BR, Shen S, Samore MH. Automatic de-identification of textual documents in the electronic health record: a review of recent research. *BMC Med Res Methodol.* 2010;10(1):70. doi:10.1186/1471-2288-10-70
14. Yang X, Lyu T, Li Q, et al. A study of deep learning methods for de-identification of clinical notes in cross-institute settings. *BMC Med Inform Decis Mak.* 2019;19(5):232. doi:10.1186/s12911-019-0935-4
15. Jun I, Rich SN, Chen Z, Bian J, Prosperi M. Challenges in replicating secondary analysis of electronic health records data with multiple computable phenotypes: a case study on methicillin-resistant *Staphylococcus aureus* bacteremia infections. *Int J Med Inf.* 2021;153:104531. doi:10.1016/j.ijmedinf.2021.104531
16. Kühnel L, Fluck J. We are not ready yet: limitations of state-of-the-art disease named entity recognizers. *J Biomed Semant.* 2022;13:26. doi:10.1186/s13326-022-00280-6
17. Al Aziz MM, Ahmed T, Faequa T, Jiang X, Yao Y, Mohammed N. Differentially private medical texts generation using generative neural networks. *ACM Trans Comput Healthc Health.* 2021;3(1):1-27.
18. Jiang AQ, Sablayrolles A, Mensch A, et al. Mistral 7B. *ArXiv Prepr ArXiv231006825.* Published online 2023.
19. Mortensen DR, Izrailevitch V, Xiao Y, Schütze H, Weissweiler L. Verbing Weirds Language (Models): Evaluation of English Zero-Derivation in Five LLMs. *ArXiv Prepr ArXiv240317856.* Published online 2024.
20. Sarkar AR, Chuang YS, Mohammed N, Jiang X. De-identification is not always enough. *ArXiv Prepr ArXiv240200179.* Published online 2024.
21. Boudin F. pke: an open source python-based keyphrase extraction toolkit. In: Watanabe H, ed. *Proceedings of COLING 2016, the 26th International Conference on Computational Linguistics: System Demonstrations.* The COLING 2016 Organizing Committee; 2016:69-73. Accessed June 16, 2024. <https://aclanthology.org/C16-2015>
22. Campos R, Mangaravite V, Pasquali A, Jorge A, Nunes C, Jatowt A. YAKE! Keyword extraction from single documents using multiple local features. *Inf Sci.* 2020;509:257-289. doi:10.1016/j.ins.2019.09.013
23. Piskorski J, Stefanovitch N, Jacquet G, Podavini A. Exploring Linguistically-Lightweight Keyword Extraction Techniques for Indexing News Articles in a Multilingual Set-up. In: Toivonen H, Boggia M, eds. *Proceedings of the EACL Hackashop on News Media Content Analysis and Automated Report Generation.* Association for Computational Linguistics; 2021:35-44. Accessed June 16, 2024. <https://aclanthology.org/2021.hackashop-1.6>
24. A review of keyphrase extraction - Papagiannopoulou - 2020 - WIREs Data Mining and Knowledge Discovery - Wiley Online Library. Accessed June 16, 2024. <https://wires.onlinelibrary.wiley.com/doi/abs/10.1002/widm.1339>
25. Vu T, Nguyen DQ, Nguyen A. A label attention model for ICD coding from clinical text. *ArXiv Prepr ArXiv200706351.* Published online 2020.
26. Infante S. neosergio/random-address. Published online March 20, 2024. Accessed May 9, 2024. <https://github.com/neosergio/random-address>

Supplementary Appendix 1

Table 1: Details and Guidelines for Dataset Re-Identification			
NO.	MIMIC III PHI Categories	HIPAA Categories	Re-identified settings
1	Address	Geographic	Generated using the random-address package ²⁶ .
2	Age	All date	Random number from 52-99.
3	Clip number	Unique identifying number	A four-digit random number prefixed by “clip_” could be represented as “clip_1234”.
4	Company	Geographic	A note ID prefixed by “Company”.
5	Country	Geographic	Randomly selected from a list of 196 countries.
6	Date	All date	A year consisting of four digits.
7	First name	Names	Randomly selected from a list of 300 first names.
8	Full name	Names	Combined a <i>first name</i> and <i>last name</i> , resulting in 90,000 combinations.
9	Full name phone	Names, Telephone	Combined the procedure for <i>full name</i> and <i>phone number</i> .
10	Holiday	All date	A note ID prefixed by “Holiday”.
11	Hospital	Geographic	A note ID prefixed by “Hospital”.
12	Hospital ward	Geographic	A note ID prefixed by “Hospital Ward”.
13	Job number	Unique identifying number	A five-digit random number prefixed by “jn_” could be represented as “jn_12345”.
14	Last name	Names	Randomly selected from a list of 300 last names.
15	Location	Geographic	Utilized the city components when using the random-address package.
16	MD number	Unique identifying number	A combination of two characters with a four-digit random number prefixed by “MD_” can be represented as “MD_XY_1234”.
17	Medical record number	Medical record numbers	A six-digit random number prefixed by “mrn_” could be represented as “mrn_123456”.
18	Name initial	Names	Similar to the full name procedure, but retain only the first letter.
19	Number	Unique identifying number	A three-digit random number.
20	Numeric identifier	Unique identifying number	A six-digit random number prefixed by “ni_” could be represented as “ni_123456”.
21	Pager number	Telephone	A random number between 10 and 999, prefixed by “pg_”, could be represented as “pg_123”.
22	Phone number	Telephone	Random numbers are represented in the format 123-45-6789.
23	Serial number	Device identifiers	A seven-digit random number prefixed by “sn_” could be represented as “sn_1234567”.
24	SSN	SSN	A random number formatted like a SSN (e.g. 123-45-6789).

25	State	Geographic	The U.S. consists of 50 states, in addition to the District of Columbia, Puerto Rico, and the Virgin Islands.
26	Unit number	Unique identifying number	A four-digit random number prefixed by "un_" could be represented as "un_1234".
27	University	Geographic	A note ID prefixed by "University_".