

MINIMAL GRID DIAGRAMS OF THE PRIME KNOTS WITH CROSSING NUMBER 14 AND ARC INDEX 13

GYO TAEK JIN, HUN KIM, MINCHAE KIM, HWA JEONG LEE, SONGWON RYU,
DONGJU SHIN, AND ALEXANDER STOIMENOW

ABSTRACT. There are 46,972 prime knots with crossing number 14. Among them 19,536 are alternating and have arc index 16. Among the non-alternating knots, 17, 477, and 3,180 have arc index 10, 11, and 12, respectively. The remaining 23,762 have arc index 13 or 14. There are none with arc index smaller than 10 or larger than 14. We used the Dowker-Thistlethwaite code of the 23,762 knots provided by the program Knotscape to locate non-alternating edges in their diagrams. Our method requires at least six non-alternating edges to find arc presentations with 13 arcs. We obtained 8,027 knots having arc index 13. We show them by their minimal grid diagrams. The remaining 15,735 prime non-alternating 14 crossing knots have arc index 14 as determined by the lower bound obtained from the Kauffman polynomial.

1. INTRODUCTION

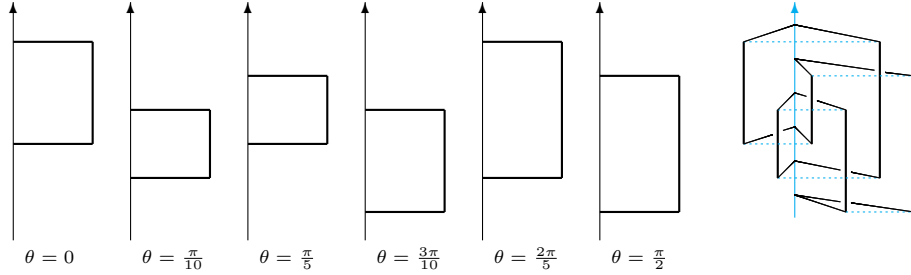


FIGURE 1. An arc presentation of the figure eight knot

An *arc presentation* of a knot K in \mathbb{R}^3 is an embedding of K on a finite union of half planes which have a common boundary axis such that each half plane contains a properly embedded single arc of K . Such half planes are called *pages*. The minimal number of pages among all arc presentations of K is called the *arc index* of K , denoted by $\alpha(K)$ [2].

A *grid diagram* is a knot diagram with finitely many vertical segments and the same number of horizontal segments such that the vertical segments cross over the horizontal segments at all crossings. Every knot can be drawn as a grid diagram. Pulling each horizontal segment in the middle so that it touches an axis behind, we get an arc presentation as shown in Figure 2. The arc index can be defined as the minimal number of vertical segments (equivalently horizontal segments) among all grid diagrams of a given knot. As shown in Figure 3 we sometimes draw grid diagrams without breaking underpassing arcs.

Date: July 24, 2024.

2020 Mathematics Subject Classification. 57K10.

Key words and phrases. knot, arc index, arc presentation, grid diagram.

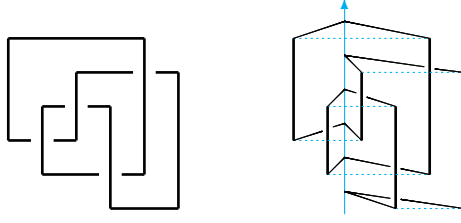
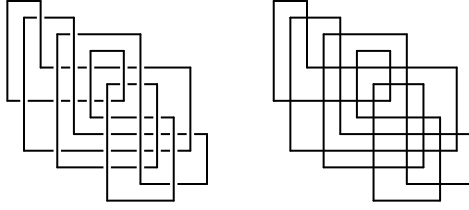


FIGURE 2. A grid diagram and its corresponding arc presentation

FIGURE 3. Minimal grid diagrams of the knot $14n10$

If D is a diagram of a knot or a link L , then $c(D)$ and $c(L)$ denote the number of crossings in D and the minimal number of crossings in all diagrams of L , respectively.

Theorem 1 ([11]). *A prime link L is non-alternating if and only if*

$$\alpha(L) \leq c(L).$$

Theorem 2 ([1]). *For a non-split link L , $\alpha(L) \leq c(L) + 2$.*

Theorem 3 ([13]). *For every link L , the arc index $\alpha(L)$ is bigger than or equal to the a -degree span of the Kauffman polynomial $F(a, z)$ plus 2.*

Table 1 shows the number of prime knots of given crossing number and arc index, up to 14 crossings [4]. Minimal grid diagrams of knots and links up to arc index 9 first appear in [14]. The authors of [5], [11, 12], and [6, 7] generated Cromwell

TABLE 1. Prime knots up to crossing number 14

Arc index Crossings	5	6	7	8	9	10	11	12	13	14	15	16	Total
3	1												1
4		1											1
5			2										2
6				3									3
7					7								7
8			1	2		18							21
9				2	6		41						49
10				1	9	32		123					165
11					4	46	135		367				552
12					2	48	211	627		1288			2176
13						49	399	1412	3250		4878		9988
14						17	477	3180	8027	15735		19536	46972

matrices to find minimal grid diagrams of prime knots with arc index 10, 11, and 12, respectively.

Theorems 2 and 3 together show that the diagonal entries of Table 1 count alternating knots [4, 9, 10]. Theorem 1 explains why there are none one below the main diagonal entries.

There are 46,972 prime knots with crossing number 14 including 19,536 alternating ones [4]. The alternating ones have arc index 16. Among the other non-alternating knots, 17, 477, and 3,180 have arc index 10, 11, and 12, respectively. The remaining 23,762 knots have arc index 13 or 14. There are none with arc index smaller than 10 or bigger than 14. Among the 23,762 knots, 15,735 have the a -degree span of the Kauffman polynomial $F_K(a, z)$ equal to 12 [16]. By Theorem 3, these 15,735 knots have arc index 14, and thus those having arc index 13 are among the 8,027 remaining. In this work, we obtained grid diagrams of size 13 for the 8027 knots and thus showing that their arc index is 13.

2. THE KNOT-SPOKE METHOD AND THE FILTERED SPANNING TREE METHOD

The method of filtered spanning tree is a procedure based on the method of knot-spoke diagrams [1, 8]. A *filtered spanning tree* on a prime knot diagram is a sequence of edges¹ forming a maximal tree such that

- each partial sequence is connected, i.e., is a tree,
- each partial sequence must not separate untouched crossings into two parts,
- except at the last step avoid choosing an edge whose one-step extension in the same direction makes a loop.

The proof of Theorem 2 shows that a filtered spanning tree exists on a prime² diagram. Let N be a tubular neighborhood of a filtered spanning tree of a diagram D enclosing all crossings inside. Then there are $c(D) + 1$ disjoint arcs properly embedded outside N . We deform the arc which is the extension of the last edge of the filtered spanning tree so that a midpoint touches the boundary of N without intersecting the other arcs. Inside N , each arc is given a constant height so that the arcs outside N can be deformed to be placed in vertical half planes to form an arc presentation when the cylinder over N is shrunk to the common axis of the half planes. In this procedure, we obtain an arc presentation in $c(D) + 2$ pages. We need to reduce the number by 3 to get arc index 13 from 14 crossing knots. We must choose the filtered spanning trees so that the number of pages can be reduced by 3. We show this by an example.

3. A CONSTRUCTION USING $14n10$

Every non-alternating prime diagram of a knot has at least 4 non-alternating edges which are located on the boundaries of at least 4 regions. In the proof of Theorem 1 in [11], two of the non-alternating edges are used to reduce the number of pages by 2.

The diagram of $14n10$ in Figure 4 has 6 non-alternating edges. We use the three arrowed non-alternating edges to get arc index 13 from the arc presentation of 16 pages obtained from the method of filtered spanning tree.

The left of Figure 5 shows a filtered spanning tree on $14n10$ where the numbers indicate the order of the edges of the tree. The right part is isotoped from the left part so that N becomes the circular disk. Inside N there are 15 arcs labeled 1 through 15. These numbers indicate the vertical heights of the arcs in the cylinder over N . The heights of the arcs inside N are given by the following steps:

¹An edge of a diagram is an arc between two neighboring crossings

²Not a connected sum

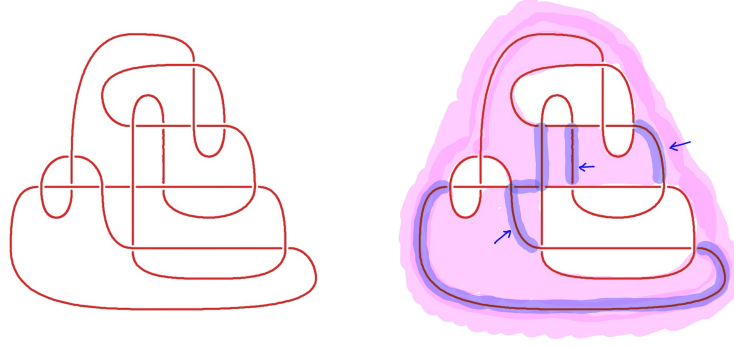
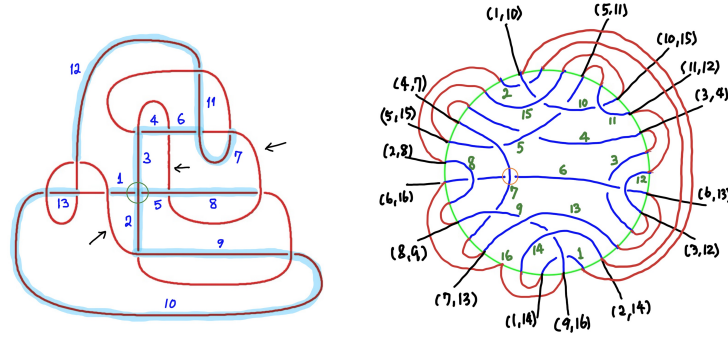
FIGURE 4. Diagram of $14n10$ and its non-alternating edges [3]

FIGURE 5. A filtered spanning tree and the resulting spokes

- The arc of the first edge is given an arbitrary height.
- As one adds a new edge for the filtered spanning tree, the new height is one level higher than the maximum height or one level lower than the minimum height depending on the crossing where the new edge is attached. If it is an extension of an existing edge, no new height is given.
- If adding an edge e not in the filtered spanning tree makes a cycle, then we give two different heights to the ends of e in a similar way as the above step.

Assigning heights as above determines the heights of the end points of the arcs outside N except the midpoint of the extension of the last edge of the filtered spanning tree. We give it one higher than the maximum height or one lower than the minimum height. Finally we shift the heights so that they become the numbers 1 through 16.

For each innermost arc outside N , we place a spoke³ labeled with two heights of its end points, say (a, b) , at any one of its two end points. In the figure, they are

$$(1, 14), (7, 13), (8, 9), (4, 7), (5, 11), (3, 4), (3, 12).$$

For each arc enclosing other arcs, if one end, say x , has its height between two different heights of the inner arcs and the other doesn't, then we place a spoke at x .

³At the end of the construction, spokes are the projections of the pages onto a plane perpendicular to the axis.

If both ends are not between two heights of any inner arcs, we place a spoke at any ends. Such placement of spokes guarantees that after shrinking the cylinder over N the outside arcs can be pushed into the half pages lying over the spokes. Reading the spokes of Figure 5 clockwise starting from $(1, 14)$, we have the sequence of vertical intervals

$$\begin{aligned} &[1, 14], [7, 13], [8, 9], [6, 16], [2, 8], [5, 15], [4, 7], [1, 10], \\ &[5, 11], [10, 15], [11, 12], [3, 4], [6, 13], [3, 12], [2, 14], [9, 16]. \end{aligned}$$

In the xy -plane, we draw vertical segments $[1, 14], [7, 13], [8, 9], \dots$, on the vertical lines $x = 1, 2, 3, \dots$, respectively. We add horizontal segments joining end points of the vertical segments to obtain the grid diagram on the left of Figure 6.

The three arrowed non-alternating edges in Figure 4 correspond to the spokes $(8, 9)$, $(11, 12)$, and $(3, 4)$. As Figure 6 illustrates, we can remove their corresponding vertical segments, and thus obtain a grid diagram of size 13.

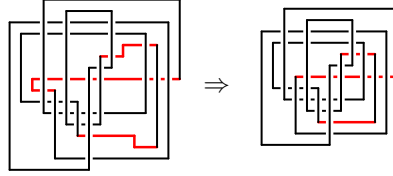


FIGURE 6. Destabilization at three places

4. FOUR STAGES OF THE WORK

Among the 8,027 Dowker-Thistlethwaite codes obtained from knotScape, only 6,295 of them have diagrams with 6 or more non-alternating edges. Using the method described above, we've sorted out 3,353 knots having arc index 13. This was the first stage.

Figure 7 shows that the Reidemeister move 3 may increase the non-alternating edges by 2 without changing the number of crossings. We modified Dowker-Thistlethwaite codes of the remaining knots if the Reidemeister move 3 increases non-alternating edges, and then followed the same method as in the first stage, thus obtained 1,684 knots having arc index 13.

In the third stage, we've converted Dowker-Thistlethwaite codes of the remaining 2,990 knots without increasing the number of crossings. By the same method as above, we've obtained 2,467 knots with arc index 13.

In the last stage, for the remaining 523 knots, new tools were developed, which generate (some portion of) a list of grid diagrams (complete up to some size-preserving moves), and then track down therein grids matching a list of candidate knots.

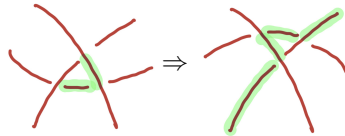


FIGURE 7. The Reidemeister move 3 changes the number of non-alternating edges

5. MINIMAL GRID DIAGRAMS OF ARC INDEX 13

Grid diagrams have the property that outermost edges on one side can be shifted to the other side without changing the knot type, as shown in the first t and second steps of Figure 8. As the Dowker-Thistlethwaite code does not distinguish mirror images, we may reflect the diagram as shown in the third step of the figure.

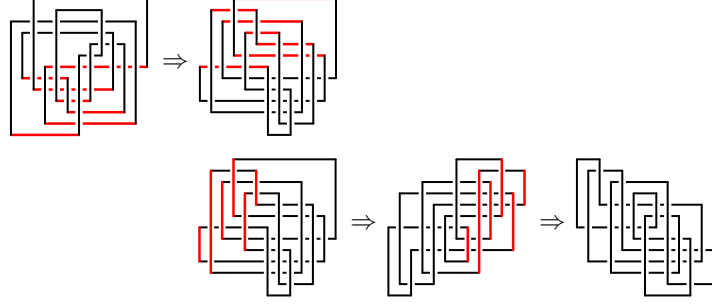

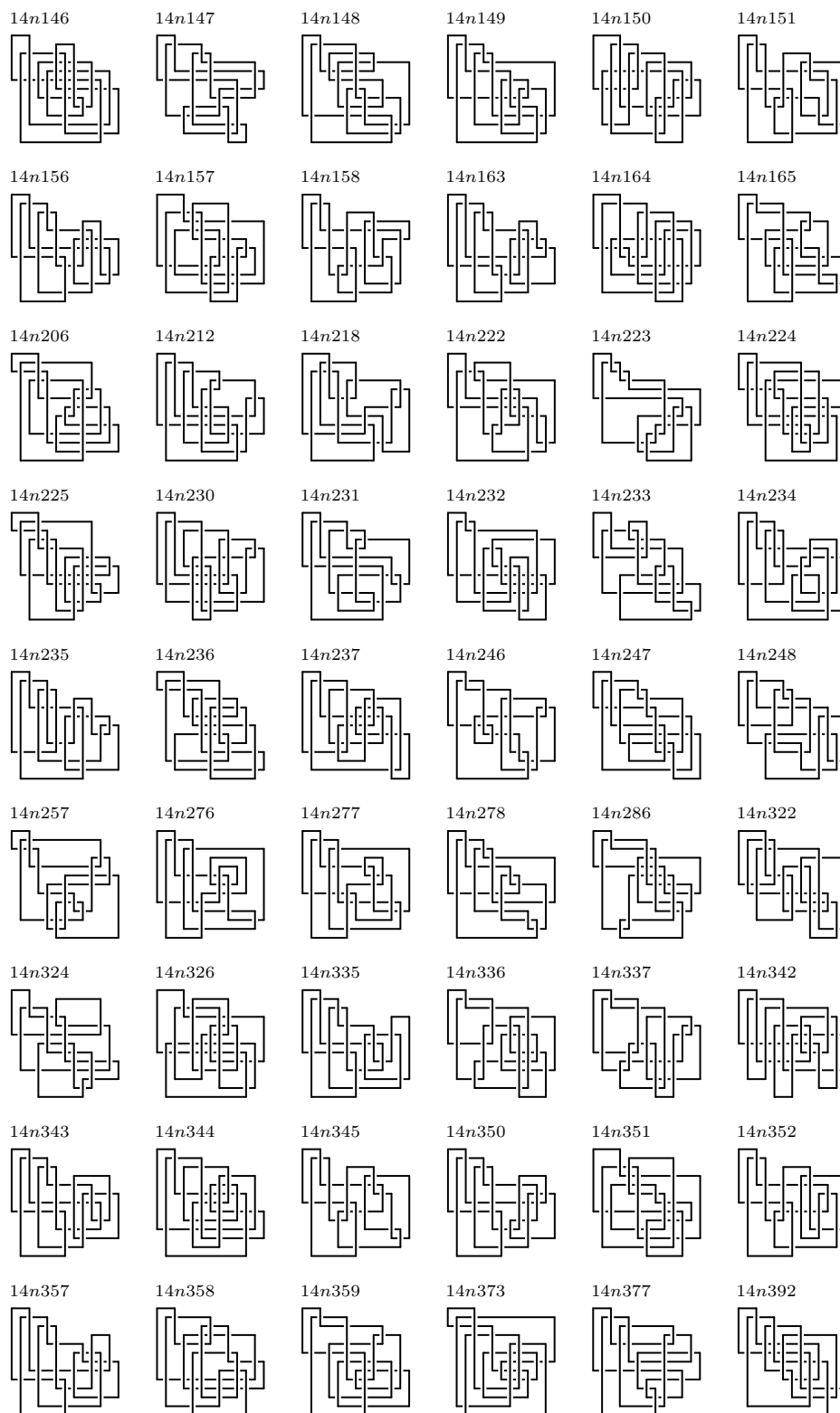


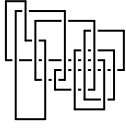
FIGURE 8. Bottom 7 edges moved to the top, left 6 edges moved to the right, then mirrored upside down

After reducing the size from 16 to 13, we applied such edge moves and flips to make the diagrams to look less random.





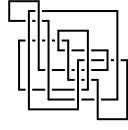
14n412



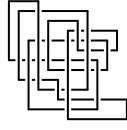
14n417



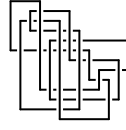
14n423



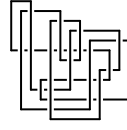
14n424



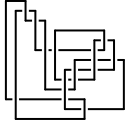
14n431



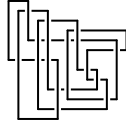
14n432



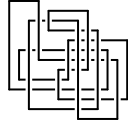
14n446



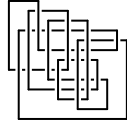
14n449



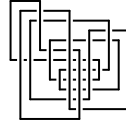
14n451



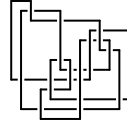
14n452



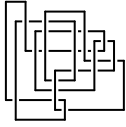
14n457



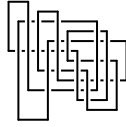
14n458



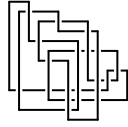
14n463



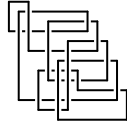
14n466



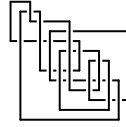
14n467



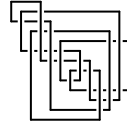
14n468



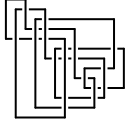
14n471



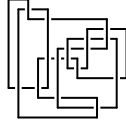
14n473



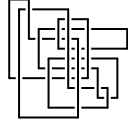
14n474



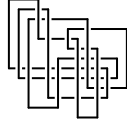
14n487



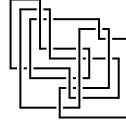
14n490



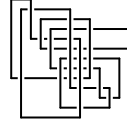
14n493



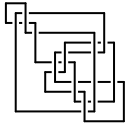
14n495



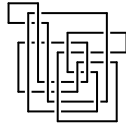
14n496



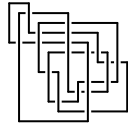
14n500



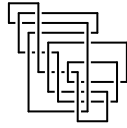
14n501



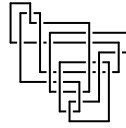
14n502



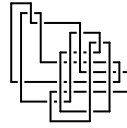
14n505



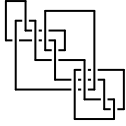
14n515



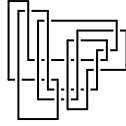
14n516



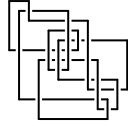
14n517



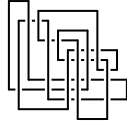
14n521



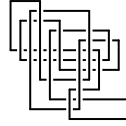
14n524



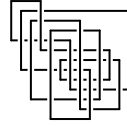
14n527



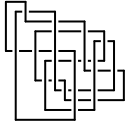
14n533



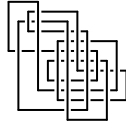
14n534



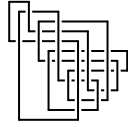
14n535



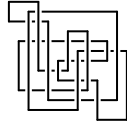
14n538



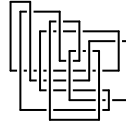
14n540



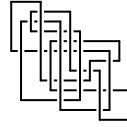
14n541



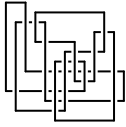
14n542



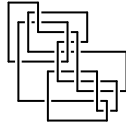
14n545



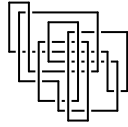
14n546



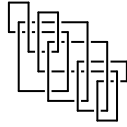
14n547



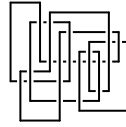
14n548



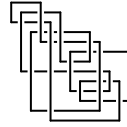
14n549



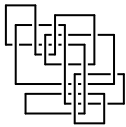
14n552



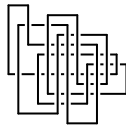
14n553



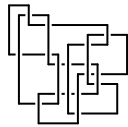
14n558



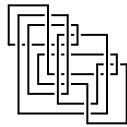
14n559



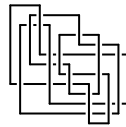
14n562



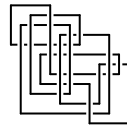
14n565



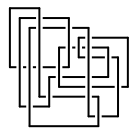
14n566



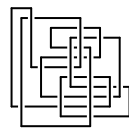
14n567



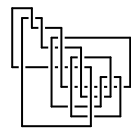
14n569



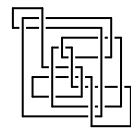
14n571



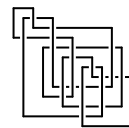
14n577



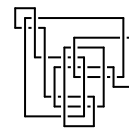
14n578



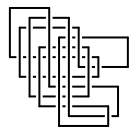
14n591



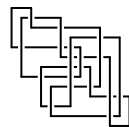
14n597



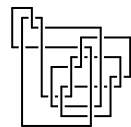
14n604



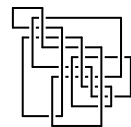
14n605



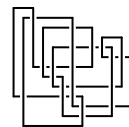
14n608



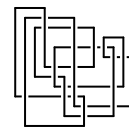
14n609



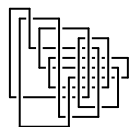
14n618



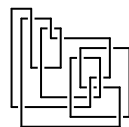
14n619



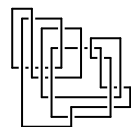
14n626



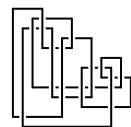
14n628



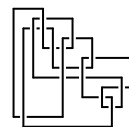
14n629



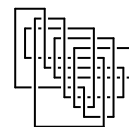
14n631



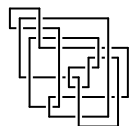
14n632



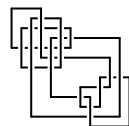
14n636



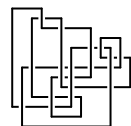
14n638



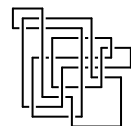
14n639



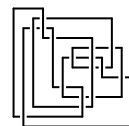
14n640



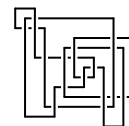
14n643



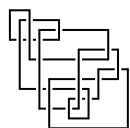
14n645



14n647



14n648



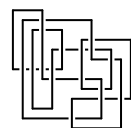
14n651



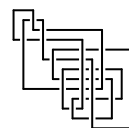
14n654



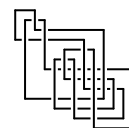
14n659



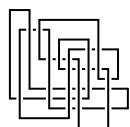
14n663



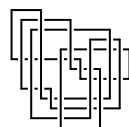
14n664



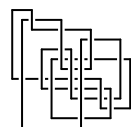
14n674



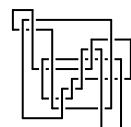
14n675



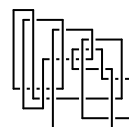
14n689



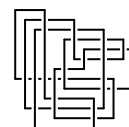
14n697



14n698



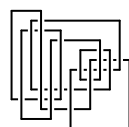
14n702



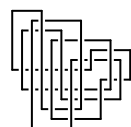
14n709



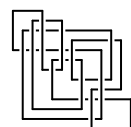
14n720



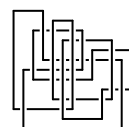
14n724



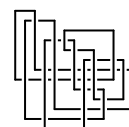
14n738



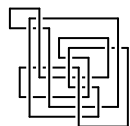
14n739



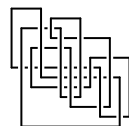
14n740



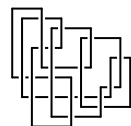
14n741



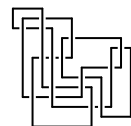
14n742



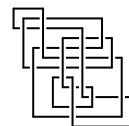
14n745



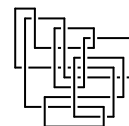
14n746



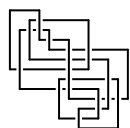
14n748



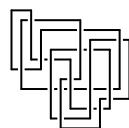
14n756



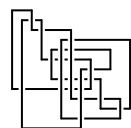
14n761



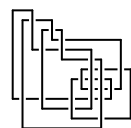
14n768



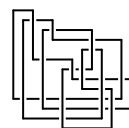
14n769



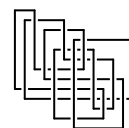
14n772

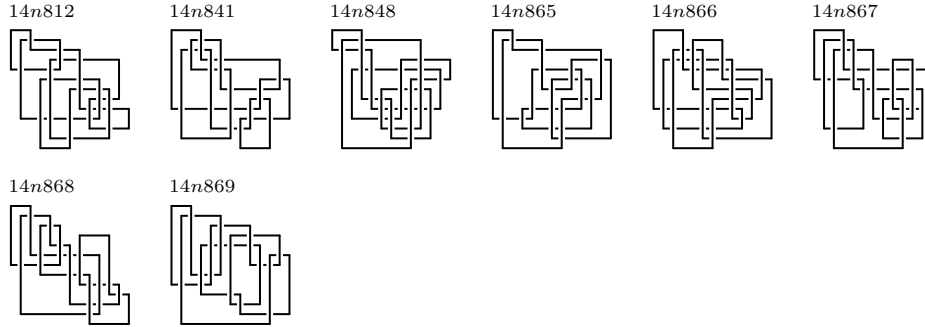


14n773



14n784





Remark. Due to a limit of pages, we only show the first 200 diagrams. The full list of 8,027 minimal grid diagrams is available by typesetting the main source file with a little adjustment. Here are the steps.

- (1) Download all source files of this article from arXiv.
- (2) Remove ‘`\endinput`’ in the 5600th line of the file ‘`tikz8027_30_54.tex`’
- (3) Use pdfLaTeX to typeset the main file ‘`arc13xing14_red.tex`’.
- (4) To remove this remark, remove ‘`%`’ in the lines 513 and 528 of the main file before the step (3).

ACKNOWLEDGMENTS

This work was supported by the Research & Education Program at the Korea Science Academy of KAIST with funds from the Ministry of Science and ICT.

Lee and Stoimenow were supported by the National Research Foundation of Korea(NRF) grant funded by the Korea government(MSIT) (No. 2023R1A2C1003749).

We used the program Knotscape at the beginning to get Dowker-Thistlethwaite codes of the 46,972 knots to program for the filtered spanning trees and at the end to confirm the 7,504 grid diagrams represent the original ones [16]. We also used the program KnotPlot to obtain the Dowker-Thistlethwaite codes from the final grid diagrams [15]. The knot diagram of $14n10$ in Figure 4 was obtained from SnapPy [3].

REFERENCES

- [1] Yongju Bae and Chan-Young Park, An upper bound of arc index of links, *Math. Proc. Camb. Phil. Soc.* **129** (2000) 491–500.
- [2] Peter R. Cromwell, Embedding knots and links in an open book I: Basic properties, *Topology Appl.* **64** (1995) 37–58.
- [3] M. Culler, N. M. Dunfield, M. Goerner, and J. R. Weeks, SnapPy, a computer program for studying the geometry and topology of 3-manifolds, <http://snappy.computop.org>
- [4] Jim Hoste, Morwen Thistlethwaite and Jeff Weeks, *The first 1,701,936 knots*, Math. Intelligencer **20**(4) (1998) 33–48.
- [5] Gyo Taek Jin, Hun Kim, Gye-Seon Lee, Jae Ho Gong, Hyuntae Kim, Hyunwoo Kim and Seul Ah Oh, *Prime knots with arc index up to 10*, Intelligence of Low Dimensional Topology 2006, Series on Knots and Everything Book vol. 40, World Scientific Publishing Co., 65–74, 2006.
- [6] Gyo Taek Jin, Hyuntae Kim, Seungwoo Lee, and Hun Joo Myung, Prime knots with arc index 12 up to 16 crossings, arXiv:2007.05711
- [7] Gyo Taek Jin, Hyuntae Kim, Seungwoo Lee, and Hun Joo Myung, Prime knots with arc index 12 up to 16 crossings, *J. Korean Math. Soc.* **58**(4), (2021), pp. 967–976
- [8] Gyo Taek Jin and Hwa Jeong Lee, Prime knots whose arc index is smaller than the crossing number, *J. Knot Theory Ramifications*, **21**(10) (2012), 1250103, 33 pp.
- [9] Gyo Taek Jin and Hwa Jeong Lee, Minimal grid diagrams of 11 crossing prime alternating knots, *J. Knot Theory Ramifications*, **29**(11), (2020), 2050076, 14 pp. <https://doi.org/10.1142/S0218216520500765>

- [10] Gyo Taek Jin and Hwa Jeong Lee, Minimal grid diagrams of the prime alternating knots with 12 crossings, *J. Knot Theory Ramifications*, **31**(1), (2022), 2250004, 28 pp. <https://doi.org/10.1142/S0218216522500043>
- [11] Gyo Taek Jin and Wang Keun Park, Prime knots with arc index up to 11 and an upper bound of arc index for non-alternating knots, *J. Knot Theory Ramifications*, **19**(12) (2010), 1655–1672.
- [12] Gyo Taek Jin and Wang Keun Park, A tabulation of prime knots up to arc index 11, *J. Knot Theory Ramifications*, **20**(11) (2011), 1537–1635.
- [13] Hugh R. Morton and Elisabetta Beltrami, Arc index and the Kauffman polynomial, *Math. Proc. Camb. Phil. Soc.* **123**(1) (1998), 41–48.
- [14] Ian J. Nutt, *Embedding knots and links in an open book III. On the braid index of satellite links*, *Math. Proc. Camb. Phil. Soc.* **126** (1999) 77–98.
- [15] Knotplot, <http://knotplot.com/>
- [16] Knotscape, <http://www.math.utk.edu/~morwen/knotscape.html>

KAIST

Email address: `trefoil@kaist.ac.kr`

KOREA SCIENCE ACADEMY OF KAIST

Email address: `hunkim@ksa.kaist.ac.kr`

KOREA SCIENCE ACADEMY OF KAIST

Email address: `22-017@ksa.hs.kr`

DONGGUK UNIVERSITY WISE

Email address: `hjwith@dongguk.ac.kr`

KOREA SCIENCE ACADEMY OF KAIST

Email address: `songwon0425@gmail.com`

KOREA SCIENCE ACADEMY OF KAIST

Email address: `djshin7233@gmail.com`

DONGGUK UNIVERSITY WISE

Email address: `stoimeno@stoimenov.net`