

# NV-Retriever: Improving text embedding models with effective hard-negative mining

Gabriel de Souza P. Moreira\*  
NVIDIA  
São Paulo, Brazil  
gmoreira@nvidia.com

Radek Osmulski\*  
NVIDIA  
Brisbane, Australia  
rosmulski@nvidia.com

Mengyao Xu\*  
NVIDIA  
Santa Clara, USA  
mengyaox@nvidia.com

Ronay Ak\*  
NVIDIA  
Sarasota, USA  
ronaya@nvidia.com

Benedikt Schifferer\*  
NVIDIA  
Berlin, Germany  
bschifferer@nvidia.com

Even Oldridge\*  
NVIDIA  
Vancouver, Canada  
eoldridge@nvidia.com

## Abstract

Text embedding models have been popular for information retrieval applications such as semantic search and Question-Answering systems based on Retrieval-Augmented Generation (RAG). Those models are typically Transformer models that are fine-tuned with contrastive learning objectives. Many papers introduced new embedding model architectures and training approaches, however, one of the key ingredients, the process of mining negative passages, remains poorly explored or described. One of the challenging aspects of fine-tuning embedding models is the selection of high quality hard-negative passages for contrastive learning. In this paper we propose a family of positive-aware mining methods that leverage the positive relevance score for more effective false negatives removal. We also provide a comprehensive ablation study on hard-negative mining methods over their configurations, exploring different teacher and base models. We demonstrate the efficacy of our proposed methods by introducing the NV-Retriever-v1<sup>1</sup> model, which scores 60.9 on MTEB Retrieval (BEIR) benchmark and 0.65 points higher than previous methods. The model placed 1st when it was published to MTEB Retrieval on July 07, 2024.

## Keywords

Text retrieval, embedding models, hard-negative mining, contrastive learning, transformers.

## 1 Introduction

Text retrieval is critical for a range of information retrieval applications such as search, question answering, semantic textual similarity, and item recommendation. It is also vital to the new field of Retrieval Augmented Generation (RAG)[14, 24], which enables Large Language Models (LLM) to access external context without modifying model parameters.

Embedding or dense retrieval models are a key component of text retrieval. They semantically represent queries and passages (pieces of content) with low token overlap and generalize for out-of-domain corpus. Retrieval systems that index passages into embeddings can efficiently deploy and leverage them, retrieving relevant passages for a query using Maximum Inner Product Search (MIPS) [14].

There has been a growing interest in text embedding models from both academia and industry, leading to the recent release of many new models including E5[30], GTE[15], and Jina[7]. Several benchmarks were created to provide a consistent way to compare the accuracy of available text embedding models, such as MS-MARCO[1], BEIR[29] and MTEB[20] which provide public leaderboards in HuggingFace platform[33] for different tasks.

Embedding models are trained with Contrastive Learning (CL)[4] to maximize the similarity between the embeddings of a query and the relevant passages to answer that query (positives) while minimizing the similarity of embeddings of passages not relevant to the query (negatives)[9].

When preparing data for training embedding models, *hard-negative mining* is used to select negative passages for queries. The idea is to use a teacher retrieval model to find passages somewhat relevant to the query but not as relevant as the positive passages, making it harder for the contrastive loss to differentiate positives from negatives. These *hard-negatives* should be more difficult to differentiate from the positives than random negatives, resulting in more efficient and effective fine-tuning.

Despite of its importance during embedding model fine-tuning, the *hard-negative mining* methods have been under explored or poorly detailed in text retrieval works which typically focus their investigation on model architectures, fine-tuning approaches and data blends for training.

In this paper, we introduce *NV-Retriever-v1*, a state-of-the-art embedding model, which scores an average of 60.9 over the 15 BEIR datasets and achieved 1st place on MTEB Retrieval leaderboard<sup>2</sup> (Table 5) when the model was published to MTEB on July 11th, 2024. Among the many techniques used for training such model, we highlight the importance of *hard-negative mining* to achieve top performance on text retrieval.

The main contributions of this work are threefold:

- **Positive-aware hard-negative mining methods.** We introduce a novel family of hard-negative mining methods that take into account the positive relevance score for better false negatives removal, as described in Section 3.1;

\*All authors contributed equally to this research.

<sup>1</sup><https://huggingface.co/nvidia/NV-Retriever-v1>

<sup>2</sup><https://huggingface.co/spaces/mteb/leaderboard>

- **Hard-negative mining ablation study.** We provide a comprehensive ablation study comparing different hard-negative mining methods over their parameters with different teacher and base models, as described in Section 3; and
- **Release of the an open state-of-the-art text retrieval model: *NV-Retriever-v1*.** We release the *NV-Retriever-v1* model, which provides state-of-the-art accuracy for text retrieval. We describe the main training methods, techniques and its architecture in Section 4.

## 2 Background

In this section we discuss related work on text embedding models and hard-negative mining.

### 2.1 Text embedding models

Text embedding models represent variable-length text as a fixed dimension vector that can be used for downstream tasks.

A seminal work on embedding sentences was the Sentence-BERT [25], which proposed a modification to BERT network to represent pairs of related short texts in the same embedding space by using siamese networks (query, positive passages) or triplet networks (query, positive negative passages). They also explore different options of objective functions and embedding pooling.

Contrastive learning was popularized by SimCLR[4] which demonstrated to be more effective than classification-based losses[25] for embeddings. The (DPR)[9] proposed a bi-encoder architecture where separate BERT encoders (with no shared weights) to represent query and passage, whose output embeddings are used for CL.

The E5 [30] family of models leveraged two-stage training of embedding models, pre-training with pairs of text unsupervised (e.g. neighboring text spans, title-abstract) and fine-tuning with supervised data (e.g. question-answer, text-summary, search-relevant passages). E5 models are available in different sizes, depending on the base model: MiniLM[32] and BERT[6]. E5 was the first dense retrieval model to beat BM25[27] sparse model baseline on BEIR[29] without using labeled data (with its unsupervised version). On second stage, they fine-tune E5 unsupervised model with labeled data from MS-MARCO dataset [1], Natural Questions (NQ) and NLI for superior performance.

E5-Mistral [31] embedding model proposed using a decoder model instead of encoder model (like BERT) as a base model. They choose Mistral-7B[8], which is already extensively pre-trained on web-scale data. It was fine-tuned in a single round with synthetic data generated by LLMs for different tasks and languages and with a small amount of labeled data to achieve state-of-the-art performance.

The BEIR benchmark[29] has become the standard evaluation for zero-shot text retrieval with 18 retrieval datasets. Later MTEB [20] was introduced as a more comprehensive text embeddings benchmark, with 56 datasets distributed over 7 tasks for the English subset: retrieval, reranking, classification, clustering, pair classification, summarization, and semantic textual similarity. The MTEB retrieval task is composed by 15 selected datasets from BEIR.

Our target for this research is building high-quality retrieval embedding models to support Q&A RAG systems. Thus we focus on the retrieval task and evaluate with MTEB Retrieval / BEIR benchmark.

### 2.2 Hard-negative mining for fine-tuning embedding models

Contrastive Learning (CL) requires a query, positive passage and negative(s) passage(s) triple. Negative passages can be labeled by humans or more commonly selected from the corpus.

A basic approach for selecting negative passages is using the positive passages from other examples (queries) in the batch (*in-batch negatives*) [4, 9]. This is efficient because the embeddings for those passages were already generated by the model training forward pass, although, the number of negatives is limited by the batch size. Some proposals to increase the number of negatives were keeping a cache / memory bank with embeddings from past batches examples [30, 36] or combining batches from different GPUs [22] (*cross-batch*).

The negatives obtained from batches are random with respect to the query and very uninformative for CL, as their loss/gradients are low, contributing little to model convergence [35].

For this reason, it is important to provide *hard* negatives for CL. They can be mined from the corpus of passages, by retrieving examples similar to the query that are not labeled as positive.

DPR [9] use 1 or 2 *hard* negatives mined with BM25[27] in addition to the in-batch negatives that help them to finetune models with better accuracy.

ANCE[35] proposes iterative mining of hard-negatives from embeddings of the corpus, by asynchronously updating and querying an approximate nearest neighbor (ANN) index during training. Although, recomputing embeddings for the whole corpus with intermediate checkpoints during fine-tuning is costly, which is why many works mine hard-negatives off-line using a pre-trained embedding model.

In [22] they found that naive mining of hard-negatives may select many false negatives. Their experiment of mining with MS-Marco dataset found that about 70% of passages most similar to the queries should be actually labeled as positive. They propose to *denoise* hard-negatives, i.e., ignore the potential false negatives by filtering out the ones with high relevance score to the query.

Some works refine the hard-negatives retrieved from embedding models with cross-encoder ranking models [22, 26], which can better capture semantic similarity via deep interaction, or with powerful decoder LLMs [13].

Most recent top performing models on MTEB like *e5-mistral-7b-instruct* [31], *Linq-Embed-Mistral* [10], *NV-Embed-v1* [12], *gte-large-en-v1.5* [15], *nomic-embed-text-v1* [21] leverage hard-negative mining in their fine-tuning, but they do not explore or describe in detail their methodology to decide which model and method to use for mining.

There are a few exceptions. In *snowflake-arctic-embed-l* [17], the authors described a limited ablation study on experimenting with a different maximum score threshold (0.4, 0.5 and 0.8) for hard-negative mining. A blog post about *SFR-Embedding-Mistral* [16] describes some ablation on sampling hard-negatives from three

different ranges of top-k candidates (0-100, 30-100, 50-100) and reports that the range 30-100 helps eliminating false negatives and improving model performance. They also compare different teacher models for mining (BM25, BGE-base [34], E5-Mistral[31] and their own SFR-Embedding-Mistral) and notice that more powerful models can yield more effective hard-negatives, which we also observe in our ablation study, presented in Section 3.

### 3 Investigation on hard-negative mining for fine-tuning text embedding models

In this section, we investigate the usage of different embedding models and methods for mining hard-negatives and their effect on the fine-tuned downstream models. In particular, we explore the following Research Questions:

- RQ1. How much does mining hard-negatives with different retrieval models affect the accuracy of the downstream fine-tuned embedding models?
- RQ2. Can ensembling hard-negatives mined from different models improve results?
- RQ3. How does different hard-negative mining methods for fine-tuning compare on the evaluation accuracy?

For this investigation we have selected a number of hard-negative mining methods and some embedding models for mining, which are described next. We present the results of this ablation study on Section 3.4.

#### 3.1 Hard-negative mining methods

The basic method for mining hard-negatives is selecting the top-k most similar candidates to the query, after ignoring the positive passages, which we name *Naive Top-K*.

Although, as discussed in Section 2.2, the hard-negative mining process may introduce some false negatives, i.e., passages that are relevant to the query but not annotated as positives, which would add noise to CL. That is common for open domain question answering (OpenQA) datasets like MS MARCO [1] and Natural Questions [11], where the question answer might be supported by many documents from a large corpus like Wikipedia[2, 11] or the web [1].

Some methods for filtering out false negatives have been proposed in the literature:

- **Top-K shifted by N** - Selects the top-k negatives after a rank  $N$ , e.g., Top-10 shifted by 5 would ignore the first 5 negatives and consider negatives between rank 5 and 15 [16, 34];
- **Top-k with absolute threshold (TopK-Abs)** - Ignores negatives with relevance score higher than an absolute threshold [12, 17, 22];

These methods have some important limitations. *Top-K shifted by N* is a basic method that does not take into account the relevance score of the negative with respect to the query and might even throw away valuable hard-negatives or keep false negatives. *TopK-Abs* thresholds negative scores with respect only to the query, regardless the positive passage relevance. Motivated by those limitations, we have designed a family of *positive-aware hard-negative*

*mining methods*, which are described below. They leverage the information from the positive relevance score to help identifying and removing potential false negatives.

- **Top-k with margin to positive threshold (TopK-MarginPos)** - Maximum threshold for negative scores is the positive score minus an absolute margin as in Equation 1.
- **Top-k with percentage to positive threshold (TopK-PercPos)** - Maximum threshold for negative scores is a percentage of the positive score, as in Equation 2

$$\max_{neg\_score\_threshold} = pos\_score - absolute\_margin \quad (1)$$

$$\max_{neg\_score\_threshold} = pos\_score * percentage\_margin \quad (2)$$

After the potential false negatives are removed by the mining methods above, a number of candidates is extracted to form the hard-negatives set. The typical approach is selecting the top-k candidates, but some research works have proposed sampling among top-k to add some relevance diversity among the selected hard-negatives:

- **Sampled Top-k** - Samples  $n$  negatives from the top-k most relevant ones [3, 13, 22] or from a range of negatives based on its relevance rank, e.g. from 30-100 range like in [16];
- **Top-1+sampled top-k** - Selects the top-1 hard-negative (to secure a strong one) and samples  $n - 1$  negatives like described in the *Sampled Top-k* method.

We compare our *positive-aware hard-negative mining methods* with other mining methods in Section 3.4.3.

#### 3.2 Selected embedding models

We have selected for this ablation a number of popular text embedding models, that represent different architectures / model sizes and retrieval accuracy, as teacher models for mining hard-negatives.

- **e5-large-unsupervised**<sup>3</sup> (334M params) - The *E5* model pre-trained on unsupervised data with CL [30];
- **e5-large-v2**<sup>4</sup> (334M params) - An *E5* model fine-tuned on top of *e5-large-unsupervised* with supervised data[30]
- **snowflake-arctic-embed-l**<sup>5</sup> (334M params) - Member of the *artic-embed* models which is trained in two rounds (with supervised and unsupervised data) like *E5* model, with improvements on data and training that lead to higher retrieval accuracy [17]
- **e5-mistral-7b-instruct**<sup>6</sup> (7.1B params) - The decoder-only Mistral model fine-tuned with CL to create an embedding model [31];
- **NV-Embed-v1**<sup>7</sup> (7.8B params) - A Mistral-based embedding model with some modifications including bi-directional and latent attention[12] .

#### 3.3 Training and evaluation

**3.3.1 Training.** For the ablation experiments we finetune *e5-large-unsupervised* with four hard-negatives mined with the selected embedding models and mining techniques.

<sup>3</sup><https://huggingface.co/intfloat/e5-large-unsupervised>

<sup>4</sup><https://huggingface.co/intfloat/e5-large-v2>

<sup>5</sup><https://huggingface.co/Snowflake/snowflake-arctic-embed-l>

<sup>6</sup><https://huggingface.co/intfloat/e5-mistral-7b-instruct>

<sup>7</sup><https://huggingface.co/nvidia/NV-Embed-v1>

We use a total of 287k examples as train set, from a blend of Natural Questions (NQ) [11]<sup>8</sup>, Stack Exchange (2023 dump)<sup>9</sup> and SQUAD [23]<sup>10</sup> datasets.

**3.3.2 Evaluation.** Since running this comprehensive ablation study with the full MTEB Retrieval / BEIR benchmark (15 datasets) would require lots of compute and time, we selected three Question-Answering datasets from BEIR benchmark - NQ, HotpotQA and FiQA-2018 [29] - as they are more relevant for Q&A RAG systems. We report the retrieval accuracy as the average NDCG@10 for those evaluation datasets.

### 3.4 Ablation Study Results

In this section, we present the experiments results for the research questions, comparing different teacher models for mining and the effect of ensembling hard-negatives from different models. We also provide a comprehensive ablation on different hard-negative mining methods over their thresholds for filtering out false negatives.

**3.4.1 RQ1. Using different embedding models for mining.** To address RQ1 we use the selected embedding models described in Section 3.2 for mining 4 hard-negatives<sup>11</sup> for every question in the train set. This process results in one train set per teacher model, which is used to train the baseline model (*E5-large-unsupervised*).

We can see from the results on Table 1 that the worse retrieval accuracy was obtained by using negatives mined with the BM25 sparse retrieval model[27] followed by random negatives, which was surprising and opposite to what was found in [9]. The *E5-large-unsupervised* dense retrieval model, pre-trained only on unsupervised data from the web, provided better accuracy.

The next models are trained on retrieval supervised data, in particular for Question-Answering RAG systems. The *e5-large-v2* and *snowflake-arctic-embed-l* use the *E5* architecture (334M params) and perform better than the baselines. The best teacher models were *NV-Embed-v1* and *e5-mistral-7b-instruct*, which are based on the Mistral architecture (7B params) and seem to provide better negatives for CL, which result in higher accuracy on the fine-tuned models.

**Table 1: Evaluation (NDCG@10) of fine-tuned *e5-large-unsupervised* embedding models with hard-negatives mined using different teacher models**

Teacher models	Avg.	NQ	HotpotQA	FiQA
BM25	<b>0.5002</b>	0.5307	0.5774	0.3923
random	<b>0.5248</b>	0.5123	0.6151	0.4471
<i>e5-large-unsupervised</i>	<b>0.5494</b>	0.5541	0.6247	0.4694
<i>e5-large-v2</i>	<b>0.5704</b>	0.6058	0.6435	0.4618
<i>snowflake-arctic-embed-l</i>	<b>0.5728</b>	0.6118	0.6331	0.4735
<i>NV-Embed-v1</i>	<b>0.5744</b>	0.6092	0.6355	0.4785
<i>e5-mistral-7b-instruct</i>	<b>0.5810</b>	0.6241	0.6434	0.4757

<sup>8</sup><https://ai.google.com/research/NaturalQuestions>

<sup>9</sup><https://archive.org/details/stack-exchange-data-dump-2023-09-12>

<sup>10</sup><https://rajpurkar.github.io/SQuAD-explorer/>

<sup>11</sup>For the experiments comparing different mining models, in order to remove potential false negatives, we use the *TopK-PercPos* mining method configured to set the maximum threshold for hard-negative scores as 95% of the corresponding positive score. That mining method and configuration performed best in our ablation, as described in Section 3.4.3.

**3.4.2 RQ2. Ensembling hard-negatives from different embedding models.** Ensembling outputs from different models is a common practice in machine learning to improve predictions accuracy, by providing a more robust estimator [5, 18, 28].

In particular, we investigated the similarity of the top-4 hard-negatives mined by four teacher models and noticed a low level of agreement (jaccard similarity lower than 30%). You can see the detailed analysis on Appendix A. For this reason, we decided to explore ensembling to try improving the quality of the hard-negatives.

We explored two methods to combine hard-negatives mined from four different *E5* and *Mistral* based embedding models - *e5-large-v2*, *snowflake-arctic-embed-l*, *NV-Embed-v1*, and *e5-mistral-7b-instruct* - which are described next. Each ensembling method returns 4 hard-negatives for each example (query,positive).

- *Cross-sample ensembling* - Samples a teacher model to obtain all the negatives for an example.
- *Intra-sample ensembling* - For each example selects the top-1 mined negative from each teacher model.

The evaluation results are shown in Table 2. In the first row we have as baseline the model trained with hard-negatives from the best teacher model: *e5-mistral-7b-instruct*. We can see that the *cross-sample ensembling* method does not lead to better negatives than the best teacher model.

The *Intra-sample ensembling* method turned out to be more effective. As it may lead to duplicate hard-negatives, as for some examples the teacher models might agree on the 1st hard-negative. Thus, we tried two variations: keeping duplicates (*no-dedup*) or removing duplicates (*dedup*) and replacing them by the next unique hard-negative from teacher models sorted by their accuracy. Surprisingly, we found that it was better to keep the duplicate hard-negatives for training. A possible explanation for that could be that if models agree on the 1st hard-negative, it might be higher quality and keeping it duplicate will increase its importance in the cross-entropy loss.

**Table 2: Evaluation (NDCG@10) of fine-tuned *e5-large-unsupervised* embedding model with ensembles of hard-negatives mined using 4 different models: *e5-large-v2*, *snowflake-arctic-embed-l*, *NV-Embed-v1*, *e5-mistral-7b-instruct***

Teacher Model / Ensemble method	Avg.	NQ	HotpotQA	FiQA
<i>e5-mistral-7b-instruct</i> (baseline)	<b>0.5810</b>	0.6241	0.6434	0.4757
<i>Ensembled hard-negatives from 4 models</i>				
Cross-sample ensembling	<b>0.5806</b>	0.6279	0.6384	0.4611
Intra-sample ensembling (dedup)	<b>0.5804</b>	0.6324	0.6302	0.4716
Intra-sample ensembling (no-dedup)	<b>0.5825</b>	0.6357	0.6298	0.4820

**3.4.3 RQ3. Comparing methods for mining hard-negatives.** For RQ3 we performed a comprehensive number of experiments testing different hard-negative mining methods, described in Section 3.1.

We use as teacher model the *e5-mistral-7b-instruct*, which performed best for mining hard-negatives (Section 3.4.1).

We fine-tuned the *e5-large-unsupervised* model with hard-negatives mined with each mining method for a range of their configuration. For *TopK-Abs*, *TopK-MarginPos* and *TopK-PercPos* the range of the threshold/margin values config was [0, 1], with increments of 0.05.

The detailed ablation results of the mining methods over their configurations can be seen in Appendix B.

We present in Table 3 the evaluation results of the best fine-tuned models (from *e5-large-unsupervised*) obtained with each hard-negative mining technique, at their best configuration from the ablation in Appendix B.

You can notice comparing *Naive Top-K* with the other mining models results how important it is to remove the potential false negatives (noise) for fine-tuning. The basic *Top-K shifted by N* method improves considerably the obtained retrieval accuracy by ignoring the top (10) mined negatives, followed by *TopK-Abs*, that ignores any negative scoring higher than a maximum threshold (0.7).

Our *positive-aware hard-negative mining methods* – *TopK-MarginPos* and *TopK-PercPos* perform the best. In particular, the *TopK-PercPos* was the most effective hard-negative mining method, with its threshold set to 95% of the positive score.

To help visualizing the effect of removing potential false negatives from the mining, in Figure 1 we provide histograms comparing the *Naive Top-k* and *TopK-PercPos* mining methods on the train set. It is possible to observe in column (a) that *TopK-PercPos* helps to separate a bit the distributions of positive and negative scores, in column (b) that it avoids negative scoring higher (negative difference) than the corresponding positive score, and in column (c) that it limits the maximum cross-entropy loss.

We also wanted to explore whether it would be better picking the top-k candidates as negatives, or sampling among a larger range of top candidates to provide a more diverse set of negatives in terms of strength. For that we select the *TopK-PercPos* mining method (at 95% config) and run additional experiments with the *Sampled Top-k* and *Top-1+sampled top-k* sampling methods<sup>12</sup> described in Section 3.1. We experiment sampling 4 hard-negatives with  $k$  in the range [10, 100] with increments of 10. The results of those sampling methods at their best configuration (top-10) are presented in the last two rows of Table 3, which are almost identical to not using any sampling (*TopK-PercPos*). If we take a closer look on the detailed ablation at Appendix B, we can see that for *Sampled Top-k* sampling method (Figure 6) the retrieval accuracy drops when we sample from larger ranges ( $k > 10$ ), whereas for with *Top-1+sampled top-k* (Figure 7) the accuracy only decays slightly as we increase the sample range, as for the latter method we ensure the top-1 hard-negative is always included for training.

In order to verify if our comparison of mining methods would generalize for base models other than *e5-large-unsupervised* (334M params), we ran experiments fine-tuning another base model: *Mistral-7B-v0.1*<sup>13</sup> (7.1B params). As Mistral is a much larger model, we had to use only 1 hard-negative per example to avoid out of memory errors, and re-used the best configuration for each of the mining methods from the ablation with *e5-large-unsupervised* (as running the full ablation with Mistral would require lot of compute).

The mining methods comparison for *Mistral-7B-v0.1* base model can be seen in Table 4. It is noticeable the retrieval accuracy improvement when using Mistral larger base model compared to *e5-large-unsupervised* (Table 3) for fine-tuning. For *Mistral-7B-v0.1*

<sup>12</sup>As we observed empirically that it is important to have strong negatives, in our sampling implementation we use *softmax* to create a probability distribution based on the negatives relevance score and sample based on that distribution.

<sup>13</sup><https://huggingface.co/mistralai/Mistral-7B-v0.1>

**Table 3: Evaluation (NDCG@10) of fine-tuned *e5-large-unsupervised* model with top-4 hard-negatives from different mining methods, at their best configuration found in the ablation.**

Mining Method	Config.	Avg.	NQ	HotpotQA	FIQA
<i>Naive Top-K</i>	-	0.5407	0.5445	0.6120	0.4658
<i>Top-K shifted by N</i>	N=10	0.5695	0.6007	0.6384	0.4693
<i>TopK-Abs</i>	0.7	0.5759	0.6133	0.6396	0.4748
<i>TopK-MarginPos</i>	0.05	0.5835	0.6338	0.6400	0.4766
<i>TopK-PercPos</i>	95%	<b>0.5856</b>	<b>0.6369</b>	<b>0.6414</b>	<b>0.4784</b>
<i>Sampling method on negatives from TopK-PercPos (at 95% threshold)</i>					
<i>TopK-PercPos (sampled)</i>	top-10	0.5856	0.6369	0.6414	0.4786
<i>TopK-PercPos (top1+sampled)</i>	top-10	0.5857	0.6369	0.6414	0.4787

base model, the *TopK-Abs* mining method performs worse than *Naive Top-K*, depicting how that traditional method for removing false negatives might be ineffective depending on the base model. On the other hand our *positive-aware mining methods* perform much better, with *TopK-PercPos* method also providing the best hard-negatives for finetuning.

**Table 4: Evaluation (NDCG@10) of *Mistral-7B-v0.1* base model with top-1 hard-negatives from different mining methods, at the best configuration found in the ablation for *e5-large-unsupervised*.**

Mining Method	Config.	Avg.	NQ	HotpotQA	FIQA
<i>Naive Top-K</i>	-	0.6214	0.6450	0.6733	0.5458
<i>TopK-Abs</i>	0.7	0.6184	0.6416	0.6744	0.5391
<i>TopK-MarginPos</i>	0.05 margin	0.6457	0.6694	0.7113	0.5565
<i>TopK-PercPos</i>	95%	<b>0.6479</b>	<b>0.6766</b>	<b>0.7053</b>	<b>0.5618</b>
<i>Sampling method on negatives from TopK-PercPos (at 95% threshold)</i>					
<i>TopK-PercPos (sampled)</i>	top-10	0.6499	0.6763	0.7063	0.5671

The last row in Table 4 applies the *Sampled Top-k*<sup>14</sup> sampling method on top of *TopK-PercPos* mining method. We can see that for Mistral base model it was slightly better to sample hard-negatives among top-10 instead of always using the top-1 negative.

In summary, it is possible to observe that our proposed *positive-aware mining methods* are more effective in removing false negatives from hard-negative mining and result in more accurate fine-tuning of retrieval embedding models. Our recommendation for text retrieval fine-tuning practitioners is to experiment with those methods over their different configurations to find the sweep spot for their fine-tuning and evaluation setup.

## 4 NV-Retriever-v1

In this section, we describe the architecture, methods and techniques for training the state-of-the-art *NV-Retriever-v1* embedding model, which placed first on MTEB Retrieval leaderboard when it was published.

The *positive-aware mining methods* we propose in this paper were crucial to obtain high retrieval accuracy for *NV-Retriever-v1*.

<sup>14</sup>We don't include the results for *Top-1+sampled top-k* sampling method in Table 4 because they match the baseline *TopK-PercPos* method, as for the experiments with Mistral base model we could only use 1 hard-negative due to memory limitations

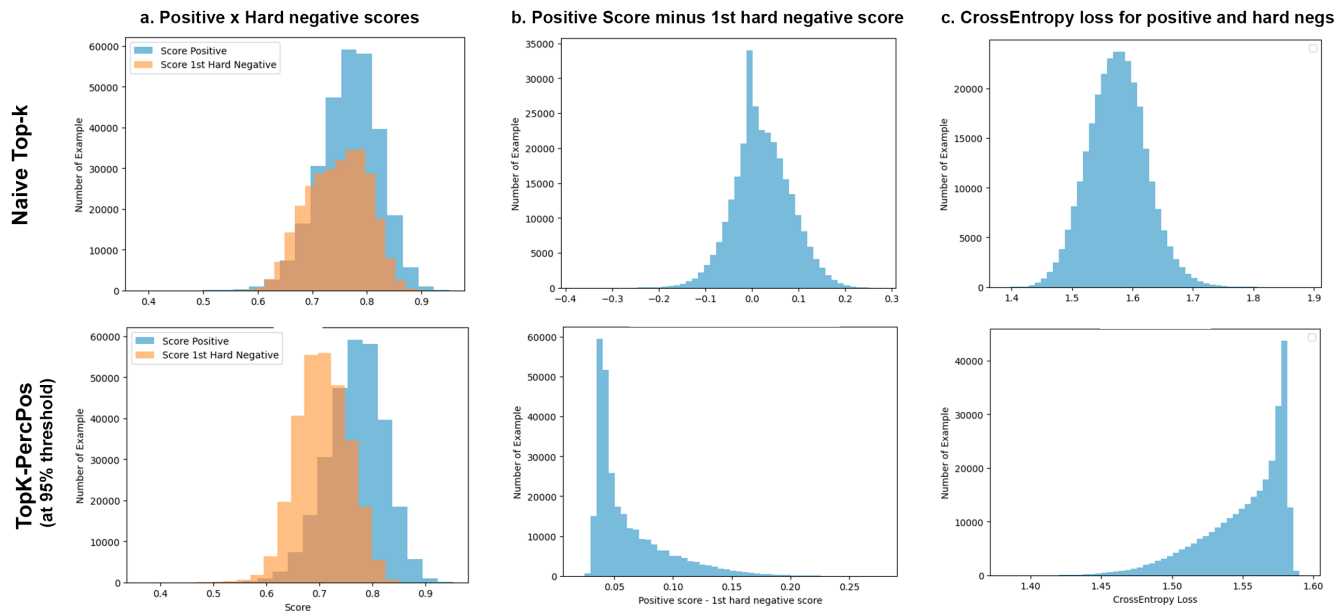


Figure 1: Histograms comparing *Naive Top-k* and *TopK-PercPos* mining methods

#### 4.1 Model architecture

Like introduced by *e5-mistral-7b-instruct* [31] and followed by many of the top performing embedding models on MTEB such as *Linq-Embed-Mistral* [10], *GritLM* [19], *SFR-Embedding-Mistral* [16], and *NV-Embed-v1* [12], we use the Mistral 7B[8]<sup>15</sup> as base model.

In *GritLM* [19] the authors proposed fine-tuning of a causal language model as an embedding model with bi-directional attention followed by mean pooling, which corresponds to averaging the hidden states across the sequence length. This approach was later used by *NV-Embed-v1* [12] and *gte-Qwen2-7B-instruct*, and we also employ bi-directional attention for *NV-Retriever-v1*.

#### 4.2 Train sets and instruction prefixes

As MTEB contains different tasks like retrieval, reranking, classification, clustering among others, a diverse set of training datasets is required for a good overall performance. The train sets used for fine-tuning *NV-Retriever-v1* are described in Appendix C.

We used the *E5-Mistral-7B* embedding model for hard-negative mining<sup>16</sup> with maximum sequence length of 4096.

To ignore potential false negatives, we leverage our proposed *TopK-PercPos* method and set the maximum threshold for the negative relevance score as 95% of the positive score. We explain this choice in the ablation study presented in Section 3.4.3.

To support better understanding from the base LLM model on the datasets domain and task, [31] proposed and designed specific natural language instructions for each train set. The instructions prefixes are added to the query but not to the passages, so that

<sup>15</sup><https://huggingface.co/mistralai/Mistral-7B-v0.1> (we use the Mistral base version, without instruction fine-tuning)

<sup>16</sup>The only exception was Arguana dataset, for which we found that using an internal Mistral embedding model for mining instead of *E5-Mistral-7B* trained with causal attention improved significantly the NDCG@10 for Arguana test set.

for the latter no re-indexing is required for different instructions. We also adopt instruction prefixes with a small difference in the implementation: instead of the original template from [31] "*Instruct: {task\_definition} \n Query: {query}*", we use "*{task\_definition}: {query}*". As in *NV-Embed-v1* [12] we mask out the instruction tokens for the average pooling during both training and evaluation, which can still affect the output due to self-attention.

#### 4.3 Training

We perform two stages of instruction tuning like in [12]. In the first stage, we only use retrieval supervised data with in-batch negatives in addition to the mined hard-negatives. In the second stage, we blend data for retrieval task and with other tasks' datasets (e.g. classification, regression). We describe the model and training hyper-parameters in Appendix D.

#### 4.4 NV-Retriever-v1 Results

The ablation study (Section 3.4) compares different negative mining methods in controlled experiments with the same hyper parameters on a subset of the BEIR datasets. *NV-Retriever-v1* tests the best configuration for *positive-aware mining methods* on the full MTEB BEIR benchmark and compare it to other top performing models.

*NV-Retriever-v1* achieves an average NDCG@10 score of 60.9 and is 1st place as of 2024-07-11. Table 5 reports the top embedding models on MTEB Retrieval leaderboard. Mistral is the foundation model for 4 of the top 5 places. As described, *NV-Retriever-v1* is trained with similar techniques than other models and mainly differentiate in using our *positive-aware mining methods*. It outperforms the best models by 0.65 points, which is a significant improvement for the top positions of the leaderboard.

**Table 5: Top embedding models on MTEB Retrieval leaderboard as of 2024-07-11**

MTEB Retrieval Dataset	NV-Retriever-v1	gte-Qwen2-7B-instruct	Linq-Mistral	SFR-Embed-2_R	NV-Embed-v1	SFR-Embedding-Mistral
<b>Average</b>	<b>60.90</b>	<b>60.25</b>	<b>60.19</b>	<b>60.18</b>	<b>59.36</b>	<b>59.00</b>
ArguAna	68.28	64.27	69.65	62.34	68.20	67.17
ClimateFEVER	43.47	45.88	39.11	34.43	34.72	36.41
CQADupstackRetrieval	49.36	46.43	47.27	46.11	50.51	46.49
DBPedia	50.82	52.42	51.32	51.21	48.29	49.06
FEVER	93.15	95.11	92.42	92.16	87.77	89.35
FiQA2018	61.18	62.03	61.20	61.77	63.10	60.40
HotpotQA	79.12	73.08	76.24	81.36	79.92	77.02
MSMARCO	44.89	45.98	45.21	42.18	46.49	43.41
NFCorpus	45.06	40.60	41.62	41.34	38.04	41.88
NQ	72.44	67.00	70.63	73.96	71.22	69.92
QuoraRetrieval	88.78	90.09	90.27	89.58	89.21	89.78
SCIDOCS	22.55	28.91	21.93	24.87	20.19	19.91
SciFact	81.31	79.06	78.32	85.91	78.43	77.66
Touche2020	26.60	30.57	30.61	28.18	28.38	29.00
TRECCOVID	86.44	82.26	87.10	87.27	85.88	87.60

## 5 Conclusion

In this work, we introduce a novel family of *positive-aware hard-negative mining methods*, that take into account the positive relevance score for better false negatives removal.

We also provide a comprehensive ablation study comparing hard-negative mining methods (under their many configurations), different teacher models and the ensembling of their hard-negatives, demonstrating the effect of those choices on the accuracy of the fine-tuned text embedding models.

We then apply those best practices on hard-negative mining to train the *NV-Retriever-v1*, a state-of-the-art text embedding model and compare it with best published models. *NV-Retriever-v1* placed first on MTEB Retrieval/BEIR benchmark at its publishing time.

We hope this investigation on hard-negative mining encourages more research and favors more accurate fine-tuning of text embedding models. We also highly encourage future works on this area to disclose their methodology for mining, i.e., which teacher model and mining method is used, for both reproducibility and replicability.

## References

- [1] Payal Bajaj, Daniel Campos, Nick Craswell, Li Deng, Jianfeng Gao, Xiaodong Liu, Rangan Majumder, Andrew McNamara, Bhaskar Mitra, Tri Nguyen, et al. 2016. Ms marco: A human generated machine reading comprehension dataset. *arXiv preprint arXiv:1611.09268* (2016).
- [2] Danqi Chen, Adam Fisch, Jason Weston, and Antoine Bordes. 2017. Reading wikipedia to answer open-domain questions. *arXiv preprint arXiv:1704.00051* (2017).
- [3] Jianlv Chen, Shitao Xiao, Peitian Zhang, Kun Luo, Defu Lian, and Zheng Liu. 2024. Bge m3-embedding: Multi-lingual, multi-functionality, multi-granularity text embeddings through self-knowledge distillation. *arXiv preprint arXiv:2402.03216* (2024).
- [4] Ting Chen, Simon Kornblith, Mohammad Norouzi, and Geoffrey Hinton. 2020. A simple framework for contrastive learning of visual representations. In *International conference on machine learning*. PMLR, 1597–1607.
- [5] Chris Deotte, Bo Liu, Benedikt Schifferer, and Gilberto Titericz. 2021. GPU accelerated boosted trees and deep neural networks for better recommender systems. In *Proceedings of the Recommender Systems Challenge 2021*. 7–14.
- [6] Jacob Devlin, Ming-Wei Chang, Kenton Lee, and Kristina Toutanova. 2018. Bert: Pre-training of deep bidirectional transformers for language understanding. *arXiv preprint arXiv:1810.04805* (2018).
- [7] Michael Günther, Jackmin Ong, Isabelle Mohr, Alaeddine Abdessalem, Tanguy Abel, Mohammad Kalim Akram, Susana Guzman, Georgios Mastrapas, Saba

- Sturua, Bo Wang, et al. 2023. Jina embeddings 2: 8192-token general-purpose text embeddings for long documents. *arXiv preprint arXiv:2310.19923* (2023).
- [8] Albert Q Jiang, Alexandre Sablayrolles, Arthur Mensch, Chris Bamford, Devendra Singh Chaplot, Diego de las Casas, Florian Bressand, Gianna Lengyel, Guillaume Lample, Lucile Saulnier, et al. 2023. Mistral 7B. *arXiv preprint arXiv:2310.06825* (2023).
- [9] Vladimir Karpukhin, Barlas Öguz, Sewon Min, Patrick Lewis, Ledell Wu, Sergey Edunov, Danqi Chen, and Wen-tau Yih. 2020. Dense passage retrieval for open-domain question answering. *arXiv preprint arXiv:2004.04906* (2020).
- [10] Junseong Kim, Seolhwa Lee, Jihoon Kwon, Sangmo Gu, Yejin Kim, Minkyung Cho, Jy yong Sohn, and Chanyeol Choi. 2024. Linq-Embed-Mistral:Elevating Text Retrieval with Improved GPT Data Through Task-Specific Control and Quality Refinement. Linq AI Research Blog. <https://linqalpha.com/Blog/linq-embed-mistral>
- [11] Tom Kwiatkowski, Jennimaria Palomaki, Olivia Redfield, Michael Collins, Ankur Parikh, Chris Alberti, Danielle Epstein, Illia Polosukhin, Jacob Devlin, Kenton Lee, et al. 2019. Natural questions: a benchmark for question answering research. *Transactions of the Association for Computational Linguistics* 7 (2019), 453–466.
- [12] Chankyu Lee, Rajarshi Roy, Mengyao Xu, Jonathan Raiman, Mohammad Shoeybi, Bryan Catanzaro, and Wei Ping. 2024. NV-Embed: Improved Techniques for Training LLMs as Generalist Embedding Models. *arXiv preprint arXiv:2405.17428* (2024).
- [13] Jinyuk Lee, Zhuyun Dai, Xiaoqi Ren, Blair Chen, Daniel Cer, Jeremy R Cole, Kai Hui, Michael Boratko, Rajvi Kapadia, Wen Ding, et al. 2024. Gecko: Versatile text embeddings distilled from large language models. *arXiv preprint arXiv:2403.20327* (2024).
- [14] Patrick Lewis, Ethan Perez, Aleksandra Piktus, Fabio Petroni, Vladimir Karpukhin, Naman Goyal, Heinrich Küttler, Mike Lewis, Wen-tau Yih, Tim Rocktäschel, et al. 2020. Retrieval-augmented generation for knowledge-intensive nlp tasks. *Advances in Neural Information Processing Systems* 33 (2020), 9459–9474.
- [15] Zehan Li, Xin Zhang, Yanzhao Zhang, Dingkun Long, Pengjun Xie, and Meishan Zhang. 2023. Towards general text embeddings with multi-stage contrastive learning. *arXiv preprint arXiv:2308.03281* (2023).
- [16] Rui Meng, Ye Liu, Shafiq Rayhan Joty, Caiming Xiong, Yingbo Zhou, and Semih Yavuz. 2024. SFR-Embedding-Mistral:Enhance Text Retrieval with Transfer Learning. Salesforce AI Research Blog. <https://blog.salesforceairesearch.com/sfr-embedded-mistral/>
- [17] Luke Merrick, Danmei Xu, Gaurav Nuti, and Daniel Campos. 2024. Arctic-Embed: Scalable, Efficient, and Accurate Text Embedding Models. *arXiv preprint arXiv:2405.05374* (2024).
- [18] Gabriel de Souza P Moreira, Sara Rabhi, Ronay Ak, Md Yasin Kabir, and Even Oldridge. 2021. Transformers with multi-modal features and post-fusion context for e-commerce session-based recommendation. *arXiv preprint arXiv:2107.05124* (2021).
- [19] Niklas Muennighoff, Hongjin Su, Liang Wang, Nan Yang, Furu Wei, Tao Yu, Amanpreet Singh, and Douwe Kiela. 2024. Generative Representational Instruction Tuning. arXiv:2402.09906 [cs.CL]
- [20] Niklas Muennighoff, Nouamane Tazi, Loïc Magne, and Nils Reimers. 2022. MTEB: Massive text embedding benchmark. *arXiv preprint arXiv:2210.07316* (2022).
- [21] Zach Nussbaum, John X Morris, Brandon Duderstadt, and Andriy Mulyar. 2024. Nomic embed: Training a reproducible long context text embedder. *arXiv preprint arXiv:2402.01613* (2024).
- [22] Yingqi Qu, Yuchen Ding, Jing Liu, Kai Liu, Ruiyang Ren, Wayne Xin Zhao, Daxiang Dong, Hua Wu, and Haifeng Wang. 2020. RocketQA: An optimized training approach to dense passage retrieval for open-domain question answering. *arXiv preprint arXiv:2010.08191* (2020).
- [23] Pranav Rajpurkar, Robin Jia, and Percy Liang. 2018. Know what you don’t know: Unanswerable questions for SQuAD. *arXiv preprint arXiv:1806.03822* (2018).
- [24] Ori Ram, Yoav Levine, Itay Dalmedigos, Dor Muhlgay, Amnon Shashua, Kevin Leyton-Brown, and Yoav Shoham. 2023. In-context retrieval-augmented language models. *Transactions of the Association for Computational Linguistics* 11 (2023), 1316–1331.
- [25] Nils Reimers and Iryna Gurevych. 2019. Sentence-bert: Sentence embeddings using siamese bert-networks. *arXiv preprint arXiv:1908.10084* (2019).
- [26] Ruiyang Ren, Yingqi Qu, Jing Liu, Wayne Xin Zhao, Qiaoqiao She, Hua Wu, Haifeng Wang, and Ji-Rong Wen. 2021. Rocketqav2: A joint training method for dense passage retrieval and passage re-ranking. *arXiv preprint arXiv:2110.07367* (2021).
- [27] Stephen Robertson, Hugo Zaragoza, et al. 2009. The probabilistic relevance framework: BM25 and beyond. *Foundations and Trends® in Information Retrieval* 3, 4 (2009), 333–389.
- [28] Benedikt Schifferer, Chris Deotte, Jean-Francois Puget, Gabriel de Souza Pereira Moreira, Gilberto Titericz, Jiwei Liu, and Ronay Ak. 2021. Using Deep Learning to Win the Booking. com WSDM WebTour21 Challenge on Sequential Recommendations.. In *WebTour@ WSDM*. 22–28.
- [29] Nandan Thakur, Nils Reimers, Andreas Rücklé, Abhishek Srivastava, and Iryna Gurevych. 2021. Beir: A heterogeneous benchmark for zero-shot evaluation of information retrieval models. *arXiv preprint arXiv:2104.08663* (2021).

- [30] Liang Wang, Nan Yang, Xiaolong Huang, Binxing Jiao, Linjun Yang, Daxin Jiang, Rangan Majumder, and Furu Wei. 2022. Text embeddings by weakly-supervised contrastive pre-training. *arXiv preprint arXiv:2212.03533* (2022).
- [31] Liang Wang, Nan Yang, Xiaolong Huang, Linjun Yang, Rangan Majumder, and Furu Wei. 2023. Improving text embeddings with large language models. *arXiv preprint arXiv:2401.00368* (2023).
- [32] Wenhui Wang, Hangbo Bao, Shaohan Huang, Li Dong, and Furu Wei. 2020. Minilmv2: Multi-head self-attention relation distillation for compressing pre-trained transformers. *arXiv preprint arXiv:2012.15828* (2020).
- [33] Thomas Wolf, Lysandre Debut, Victor Sanh, Julien Chaumond, Clement Delangue, Anthony Moi, Pierric Cistac, Tim Rault, Rémi Louf, Morgan Funtowicz, et al. 2019. Huggingface’s transformers: State-of-the-art natural language processing. *arXiv preprint arXiv:1910.03771* (2019).
- [34] Shitao Xiao, Zheng Liu, Peitian Zhang, and Niklas Muennighoff. 2023. C-Pack: Packaged Resources To Advance General Chinese Embedding. *arXiv:2309.07597* [cs.CL]
- [35] Lee Xiong, Chenyan Xiong, Ye Li, Kwok-Fung Tang, Jialin Liu, Paul Bennett, Junaid Ahmed, and Arnold Overwijk. 2020. Approximate nearest neighbor negative contrastive learning for dense text retrieval. *arXiv preprint arXiv:2007.00808* (2020).
- [36] Wenhan Xiong, Xiang Lorraine Li, Sridi Iyer, Jingfei Du, Patrick Lewis, William Yang Wang, Yashar Mehdad, Wen-tau Yih, Sebastian Riedel, Douwe Kiela, et al. 2020. Answering complex open-domain questions with multi-hop dense retrieval. *arXiv preprint arXiv:2009.12756* (2020).

## A Similarity of hard-negatives mined with different teacher models

In this appendix we investigate the level of agreement of different teacher models on the hard-negatives.

In particular, we computed the Jaccard Similarity between the top-4 hard-negatives for pairs of teacher models. You can check the similarity matrices for each of our train sets: NQ (Table 6), SQUAD (Table 7), and StackExchange (Table 8).

In general, it is possible to observe from the similarity matrices that the teacher models have low agreement on the top-4 mined hard-negatives, i.e., Jaccard similarity lower than 30%.

A possible explanation for a higher similarity of hard-negatives for SQUAD dataset compared to the other datasets might be because it has less unique passages (18,891) than NQ (75,215), and StackExchange (99,974).

It is also interesting to observe that StackExchange features much lower inter-model similarity on hard-negatives than NQ (not much smaller in numbers of samples), which might indicate that StackExchange might have many similar examples (questions, passages) that provide more candidates for models disagreeing on the top hard-negatives. We understand that this scenario might lead to more false negatives, and eliminating them is even more critical.

**Table 6: Jaccard similarity of hard-negatives mined with different models for NQ dataset**

	e5-large-v2	snowflake-arctic-embed-l	NV-Embed-v1	e5-mistral-7b-instruct
e5-large-v2	-	0.1527	0.1128	0.1174
snowflake-arctic-embed-l	0.1527	-	0.2843	0.1809
NV-Embed-v1	0.1128	0.2843	-	0.2343
e5-mistral-7b-instruct	0.1174	0.1809	0.2343	-

**Table 7: Jaccard similarity of hard-negatives mined with different models for SQUAD dataset**

	e5-large-v2	snowflake-arctic-embed-l	NV-Embed-v1	e5-mistral-7b-instruct
e5-large-v2	-	0.14976	0.13160	0.14920
snowflake-arctic-embed-l	0.14970	-	0.19850	0.18700
NV-Embed-v1	0.13160	0.19850	-	0.30340
e5-mistral-7b-instruct	0.14920	0.18700	0.30340	-

**Table 8: Jaccard similarity of hard-negatives mined with different models for StackExchange dataset**

	e5-large-v2	snowflake-arctic-embed-l	NV-Embed-v1	e5-mistral-7b-instruct
e5-large-v2	-	0.0166	0.0125	0.0140
snowflake-arctic-embed-l	0.0166	-	0.0541	0.0435
NV-Embed-v1	0.0125	0.0513	-	0.0981
e5-mistral-7b-instruct	0.0140	0.0435	0.0981	-

## B Detailed ablation of the hard-negative mining methods configurations

As discussed in Section 3.4.3, we performed an ablation study comparing different hard-negative mining methods with different configurations. We used the *e5-large-unsupervised* as base model and mined negatives using *e5-mistral-7b-instruct* as teacher model for the experiments. The evaluation metric reported in the plots is the average of NDCG@10 for the three BEIR Q&A datasets (NQ, HotpotQA and FiQA).

For this comprehensive experimentation, we fine-tuned and evaluated one embedding model for each of the mining methods on different configurations from a range. For *TopK-Abs*, *TopK-MarginPos* and *TopK-PercPos* methods, the interval for the threshold/margin values config was [0, 1], with increments of 0.05.

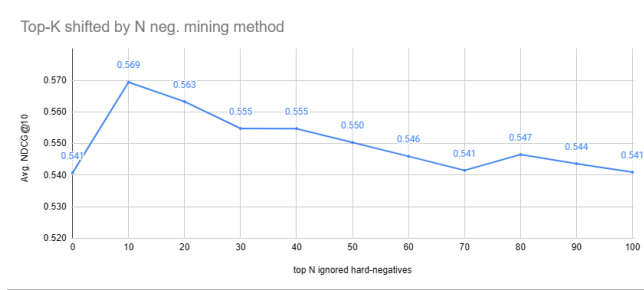
The metrics for best configurations for each mining method are shown in Table 3. But the plots provide some intuition on how the configuration choices of each mining method affect the fine-tuned embedding model.

We can see that the basic *Top-k shifted by N* (Figure 2) method provides its best accuracy when discarding the top-10 ranked hard-negatives from the training, as they have a higher change of containing false negatives.

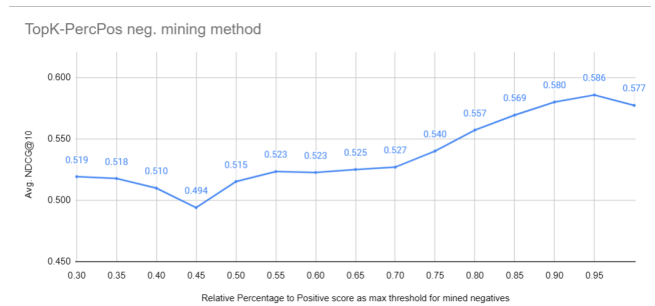
For *TopK-Abs* (Figure 3) – a traditional method for removing mined false negatives – the best configuration was using the absolute score of 0.7 as maximum threshold for negative scores. It seems that a higher threshold could select more false negatives and lower threshold could lead to weaker negatives that would not be very informative for CL.

We propose in this paper *positive-aware mining methods: TopK-MarginPos* and *TopK-PercPos*. For *TopK-MarginPos* mining method (Figure 4), we observe that subtracting a small margin (0.05) from the positive score and setting it as the maximum threshold for the hard-negatives helped removing potential false negatives, but larger margins end up penalizing the model accuracy. For the *TopK-PercPos* mining method (Figure 5), we found that setting the maximum

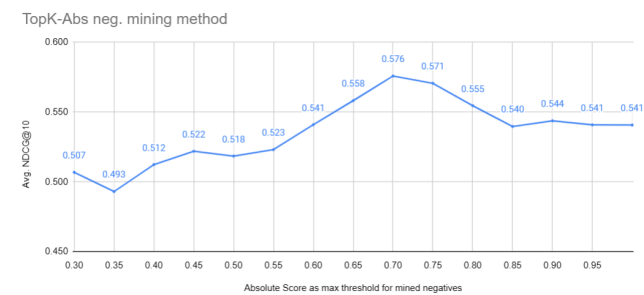




**Figure 2: Ablation study of *Top-K shifted by N* negative mining method over its configuration (number of top negatives discarded).**

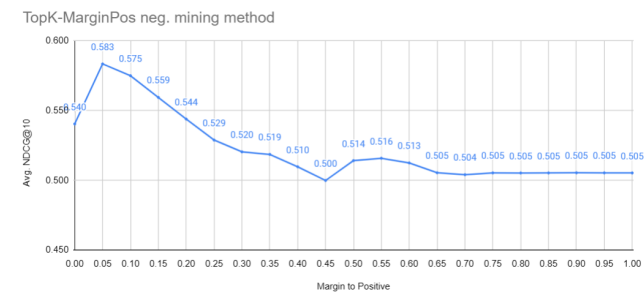


**Figure 5: Ablation study of *TopK-PercPos* negative mining method over its configuration (percentage to positive).**



**Figure 3: Ablation study of *TopK-Abs* negative mining method over its configuration (absolute score).**

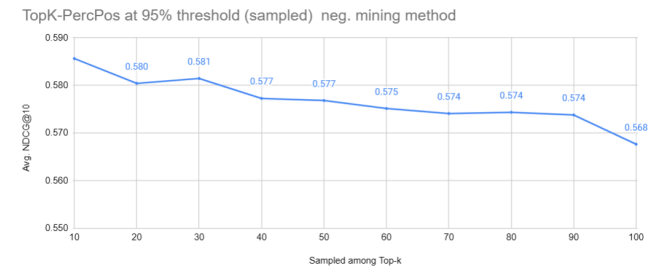
threshold for mined negatives as 95% of the positive scores was the optimum configuration.



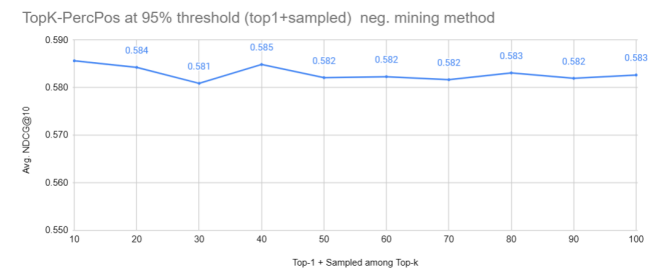
**Figure 4: Ablation study of *TopK-MarginPos* negative mining method over its configuration (margin to positive).**

We also explored different configurations for the *Sampled Top-k* and *Top-1+sampled top-k* sampling methods, described in Section 3.1. We use as base mining method the *TopK-PercPos* at 95% threshold, uses the top-4 negatives after removing the potential false negatives. For the sampling methods, we sample 4 hard-negatives from top-k mined candidates. We experimented with *k* in the range of [10,100] with increments of 10, as shown in Figures 6 and 7. The best configuration was sampling the negatives from top-10, whose average NDCG@10 (0.585) matches perfectly the one from the base

method. Increasing the *k* for sampling dropped the retrieval accuracy for *Sampled Top-k*, but not much for *Top-1+sampled top-k* sampling method, as the latter ensures the top-1 mined negative is always included among the 4 hard-negatives. Although sampling from top-k mined negatives might help in some cases, as we show in Table 4 when we used Mistral 7B v0.1 as base embedding model.



**Figure 6: Ablation study of *TopK-PercPos* negative mining method with 95% threshold, sampling four negatives from top-k mined negatives, for different *k***



**Figure 7: Ablation study of *TopK-PercPos (top1+sampled)* negative mining method with 95% threshold, sampling the 1st + three random negatives from top-k mined negatives, for different *k***

### C *NV-Retriever-v1* - Datasets for training

We selected for fine-tuning the *NV-Retriever-v1* model the datasets listed in Table 9, which are targeted for retrieval, classification, clustering and semantic textual similarity. We use the same instruction prompts from [31] for each dataset.

**Table 9: Training datasets for *NV-Retriever-v1***

Dataset	# of samples
ArguAna	4065
BioASQ	2495
FEVER	50000
FiQA2018	14166
GOOQA	20000
HotpotQA	85000
MS-MARCO	200000
NFCorpus	3685
Natural Language Inference	20000
Natural Questions	100231
PAQ	20000
SciFacts	919
SQUAD	87599
StackExchange	100000
TriviaQA	20000
Banking77Classification	10000
AmazonCounterfactualClassification	4018
AmazonReviewsClassification	20000
EmotionClassification	16000
ImdbClassification	15000
MTOPIntentClassification	10000
ToxicConversationsClassification	40000
TweetSentimentExtractionClassification	27481
STS12	1868
STS22	416
STSBenchmark	2812
ArxivClusteringP2P	35000
ArxivClusteringS2S	35000
BiorxivClusteringP2P	4070
BiorxivClusteringS2S	4070
MedrxivClusteringP2P	1160
MedrxivClusteringS2S	1160

### D *NV-Retriever-v1* - Training Hyperparameters

The *NV-Retriever-v1* was trained in two stages. In the first stage, we only use retrieval supervised data and in the second stage, we blend data for retrieval task and with other tasks’ datasets (e.g. classification, regression). Our training implementation is based on the Hugging Face Transformers<sup>17</sup> and PEFT<sup>18</sup> libraries. The model and training hyperparameters are shown in Table 10 and Table 11.

**Table 10: Model hyperparameters for *NV-Retriever-v1***

Hyperparameter	Value
Base model	mistralai/Mistral-7B-v0.1
Layers	32
Attention	Bi-directional
Embedding dim	4096
Embedding pooling	Average at last layer
LoRA Rank	16
LoRA Alpha	32
Query max length	192
Passage max length	512

<sup>17</sup><https://github.com/huggingface/transformers>

<sup>18</sup><https://github.com/huggingface/peft>

**Table 11: Training hyperparameters for *NV-Retriever-v1***

Hyperparameters	1st stage	2nd stage
Optimizer	AdamW	
Learning rate	1.00E-05	
Learning rate warm-up steps	100	
Negatives source	hard-negatives + in-batch negatives	hard-negatives
Number of hard-negatives	1	5
Batch-size	32	8
Gradient accumulation steps	4	16
Training Steps per epoch	2844	829
Epochs	12	12