

NON-PARAMETRIC ESTIMATION OF CONDITIONAL QUANTILES FOR TIME SERIES WITH HEAVY TAILS.

Deemat C Mathew^a, Hareesh G^b and Sudheesh K Kattumannil^{c,†}

^aSt. Thomas College, Pala, India,

^bNaval Physical and Oceanographic Laboratory, Cochin, India,

^cIndian Statistical Institute, Chennai, India.

ABSTRACT. We propose a modified weighted Nadaraya-Watson estimator for the conditional distribution of a time series with heavy tails. We establish the asymptotic normality of the proposed estimator. Simulation study is carried out to assess the performance of the estimator. We illustrate our method using a dataset.

KEYWORDS: Entropy; Kernel regression; Prediction interval.

1. Introduction

Forecasting future observations is one of the most important problems in time series analysis. Estimating the conditional distribution or quantiles can solve prediction problems to some extent. Furthermore, the estimation of conditional quantiles has received particular attention in recent decades, finding applications in various fields such as econometrics, finance and related areas. One of the most common approaches in forecasting is to postulate certain parametric models. However, this may not yield good results due to the lack of complete information about the functional form of the model. Nonparametric approaches can overcome this problem by allowing different functional forms.

Nonparametric kernel-based smoothing provides estimators with desirable asymptotic properties. For comprehensive coverage of these techniques see Fan (2018) and Silverman (2018). In this context, the failure of least square-based methods has led researchers to search for more robust alternatives. Some of these robust methods have their roots in approaches suggested by Hardle (1984) and Hardle and Gasser (1984). Fan and Hall (1994) studied local median smoothing for independent data. Nonparametric estimation of conditional medians is discussed in Hall et al. (2002) and Chaudhuri and Loh (2002). For independent and identically distributed random variables, Stone (1977) established the weak consistency of the kernel

estimates of the conditional median and Gannoun (1989) proved its asymptotic normality. Samanta (1989) extended the results for the estimates of the conditional quantiles. Under mixing assumptions, Boente and Fraiman (1995) proved the convergence of nonparametric estimates of the median.

For finding prediction intervals in time series, Hall et al. (1999) proposed a weighted Nadaraya-Watson estimator for estimating conditional distribution. This estimator modifies the Nadaraya-Watson estimator by introducing probabilities as weights, which satisfy certain constraints. The empirical likelihood method is applied to select these probabilities from the data. Under some regularity conditions, Cai (2002) established the asymptotic normality and weak consistency of these estimators for α -mixing time series. The principle of maximum entropy provides an unbiased method for selecting the probability distribution when only partial information is available (Jaynes (1957), Cover and Thomas (1991)). This criterion is explored in this study to determine the weights used in estimating the conditional distribution and conditional quantile.

The rest of the paper is organized as follows: In Section 2, we discuss the estimation of conditional distribution and conditional quantile. We propose a modified weighted Nadaraya-Watson estimator for estimating the conditional distribution of a time series with heavy tails. The principle of maximum entropy is applied to select the optimal weights for estimating the conditional distribution in the proposed kernel regression. The estimators of conditional quantiles are used to predict future values of the time series and construct prediction intervals. Section 3 establishes the weak consistency and asymptotic normality of these estimators under some regularity conditions. We also determine the optimal bandwidth of the kernel by minimizing the mean squared error. Section 4 presents a Monte Carlo simulation study to assess the performance of the estimator. Finally, we illustrate the method using real data.

2. Weighted Nadaraya-Watson estimator

Consider a pair of random variables (Y, Z) defined on $\mathbb{R}^p \times \mathbb{R}$. Consider a $\mathbb{R}^p \times \mathbb{R}$ valued strict stationary process $\{(Y_i, Z_i)\}$ with distribution same as that of (Y, Z) . The conditional distribution of $Z|Y$ is given by $F_{Z|Y}(z) = E(I(Z_i < z|Y_i = y))$ and we interpret this as regression of Z_i on Y_i .

For a given kernel function $K(\cdot)$, let p_i , $1 \leq i \leq n$ (functions of Y_i 's) be weights satisfying

$$p_i \geq 0, \quad \sum_{i=1}^n p_i = 1 \quad \text{and} \quad \sum_{i=1}^n p_i(Y_i - y)K_h(Y_i - y) = 0. \quad (1)$$

The weighted Nadayara-Watson estimator of the conditional distribution is given by (Hall et al., 1999)

$$\hat{F}(z|y) = \frac{\sum_{i=1}^n p_i I(Z_i < z) K_h(Y_i - y)}{\sum_{i=1}^n p_i K_h(Y_i - y)}. \quad (2)$$

The third condition in (1) requires weights that enforce local linearity in the kernel function. It is evident that $\hat{F}(z|y)$ is a proper distribution function. Note that the weights p_i 's satisfying the above conditions are not uniquely determined. Hall et al. (1999) used the empirical likelihood method to obtain the weights. Here, we estimate the weights p_i 's based on the principle of maximum entropy.

To find the weights p_i 's we maximize entropy subject to the constraints in (1). For this purpose, consider the Lagrangian function given by

$$G = - \sum_{i=1}^n p_i \log p_i + k \left(\sum_{i=1}^n p_i - 1 \right) + \lambda \sum_{i=1}^n p_i (Y_i - y) K_h(Y_i - y). \quad (3)$$

Differentiating with respect to k and λ and equating to zero leads to the equations

$$\sum_{i=1}^n (Y_i - y) K_h(Y_i - y) e^{\lambda(Y_i - y) K_h(Y_i - y)} = 0 \quad (4)$$

$$\sum_{i=1}^n e^{\lambda(Y_i - y) K_h(Y_i - y)} = e^{1-k}. \quad (5)$$

We obtain the weights as $p_i = e^{-1+k+\lambda(Y_i - y) K_h(Y_i - y)}$, where k and λ can be computed from (4) and (5) using numerical methods.

2.1. Conditional quantile estimators. Consider a stationary process $\{(Y_i, Z_i)\}$ with the same distribution as that of (Y, Z) on a probability space $(\Omega, \mathbb{F}, \mathbb{P})$, where Y_i is the lagged values of Z_i . Our goal is to predict the future values of Z_{t+m} or to obtain the prediction interval for Z_{t+m} , for $m = 1, 2, \dots$ from the past values Z_t, Z_{t-1}, \dots . The τ -th quantile can be obtained as the quantity which minimises, the pinball loss function (Steinwart and Christmann, 2011). For the pinball loss function given by

$$L(Z, g(Y)) = \tau(Z - g(Y))I(Z > g(Y)) + (1 - \tau)(g(Y) - Z)I(g(Y) \geq Z), \quad (6)$$

the τ -th quantile $q_\tau(Z|Y)$ satisfies

$$q_\tau(Z|Y) = \operatorname{argmin}\{E(L(Z, g(Y)))\}. \quad (7)$$

This also motivates us to consider the prediction interval based on conditional quantiles.

For $\alpha \in (0, 1)$, a $100(1 - \alpha)\%$ prediction interval can be constructed by taking $\tau = \alpha/2$ and $\tau = 1 - \alpha/2$ in (7). We then obtain the prediction interval as

$$[q_{(\alpha/2)}(Z|Y), q_{(1-\alpha/2)}(Z|Y)].$$

Now, we have the estimator of τ -th conditional quantile as an inverse of the proposed estimator of the conditional distribution. Let $F_{Z|Y}(\cdot)$ be the conditional distribution function of Z given Y . Then the τ -th conditional quantile is defined as

$$q_\tau(Z|Y) = \inf\{x \in R : F_{Z|Y}(x) \geq \tau\}. \quad (8)$$

If $F_{Z|Y}$ is strictly increasing we can write $q_\tau(Z|Y) = F_{Z|Y}^{-1}(\tau)$. The τ -th conditional quantile can be estimated by inverting the conditional distribution estimator given in (2). Then for $\alpha \in (0, 1)$, a $100(1 - \alpha)\%$ prediction interval can be constructed from the estimated distribution function as

$$[\widehat{F}_{Z|Y}^{-1}(\alpha/2), \widehat{F}_{Z|Y}^{-1}(1 - \alpha/2)].$$

3. Asymptotic Properties

Here, we discuss the asymptotic properties of the proposed estimators of conditional distribution and conditional quantile under some mixing conditions. Let $f(\cdot)$ denote the marginal density of Y_t . Define $k_j = \int u^j K(u) du$, $v_0 = \int K^2(u) du$, $v_j = \int u^j K^2(u) du$ and $\omega(z|y)^2 = F(z|y)(1 - F(z|y))/f(y)$. Let $s_j(y) = \frac{1}{nh^j} \sum_{t=1}^n (Y_t - y)^j K_h(Y_t - y)$ and $S_n(\cdot)$ denote the $m \times m$ matrix with $s_{i+j-2}(y)$ as $(i, j)^{th}$ element. We assume the following regularity conditions.

A1. For fixed z and y , $f(y) > 0$ and $0 < F(z|y) < 1$, f is continuous at y and $F(y|\cdot)$ has continuous second derivative in the neighborhood of y .

A2. The kernel K is symmetric, compactly supported probability density satisfying

$$|K(y_1) - K(y_2)| < C|y_1 - y_2| \quad \text{for any } y_1 \text{ and } y_2.$$

A3. The process (Y_t, Z_t) is regular in the sense

$$\beta(j) = \sup_{i>1} E \left\{ \sup_{A \in \mathfrak{F}_{i+j}^\infty} P(A|\mathfrak{F}_1^i) - P(A) \right\} \rightarrow 0 \text{ as } j \rightarrow \infty,$$

where \mathfrak{F}_i^j is the σ -field generated by $\{(Y_k, Z_k) | i \leq k \leq j\}$. Also $\sum_{j \geq 1} j^2 \beta(j)^{\delta/(\delta+1)} < \infty$ for some $\delta \in [0, 1)$.

A4. As $n \rightarrow \infty, h \rightarrow 0$ we have $\liminf_{n \rightarrow \infty} nh^4 > 0$.

A5. For $t > 1$, let $f_{1,t}(\cdot, \cdot)$ be the joint density of (Y_1, Y_t) and assume $|f_{1,t}(u, v) - f(u)f(v)| \leq C$ for all u and v .

The proofs of the following theorem are given in the Appendix.

Theorem 3.1. *Under the regularity conditions A1 – A5, as $n \rightarrow \infty$*

$$\hat{F}(z|y) - F(z|y) = (nh)^{-1/2} \omega(z|y) v_0^{1/2} N + \frac{1}{2} h^2 k_2 F''(z|y) + o_p(h^2 + (nh)^{-1/2}), \quad (9)$$

where N is a standard normal random variable. Equivalently, we can state

$$\sqrt{nh} [\hat{F}(z|y) - F(z|y) - \frac{1}{2} h^2 k_2 F''(z|y)] \xrightarrow{\mathbb{L}} N(0, v_0 \omega^2(z|y)). \quad (10)$$

Since the proposed conditional distribution estimator is monotone increasing and lies between 0 and 1, using (8) we can obtain the estimator of the τ -th conditional quantile as $\hat{q}_\tau(Z|Y)$ satisfying $\hat{F}_{Z|Y}(\hat{q}_\tau(Z|Y)) = \tau$, so that

$$\hat{q}_\tau(Z|Y) = \inf\{z \in R : \hat{F}_{Z|Y}(z) \geq \tau\}.$$

To prove the asymptotic properties of the estimator of the conditional quantile, we assume the following additional conditions.

A6: Assume $f(z|y)$, the conditional density of $Z|Y$ exists and is continuous at y .

A7: $f(q_\tau|y) > 0$.

Theorem 3.2. *Under the regularity conditions A1 – A7, as $n \rightarrow \infty$*

$$\hat{q}_\tau(z|y) \xrightarrow{P} q_\tau(z|y) \quad (11)$$

and

$$\sqrt{nh} [\hat{q}_\tau(z|y) - q_\tau(z|y) - \frac{1}{2} \frac{h^2 k_2 F''(q_\tau|y)}{f(q_\tau|y)}] \xrightarrow{\mathbb{L}} N(0, \sigma^2(q_\tau)),$$

where $\sigma^2(q_\tau) = \frac{v_0 \tau(1-\tau)}{f^2(q_\tau|y)g(q_\tau)}$.

Using Theorem 3.2, we have the bias and the asymptotic variance of conditional quantile estimator \hat{q}_τ as

$$\text{Bias}^2(\hat{q}_\tau) = \frac{1}{2} \frac{h^2 k_2 F''(q_\tau|y)}{f(q_\tau|y)}$$

and

$$\text{Var}(\hat{q}_\tau) = \frac{\sigma^2(q_\tau)}{nh} = \frac{1}{nh} \frac{v_0 \tau(1-\tau)}{f^2(q_\tau|y)g(q_\tau)}.$$

Therefore, the mean square error of \hat{q}_τ is given by

$$\text{MSE}(\hat{q}_\tau) = \left[\frac{h^2 k_2 F''(q_\tau|y)}{2f(q_\tau|y)} \right]^2 + \frac{1}{nh} \frac{v_0 \tau(1-\tau)}{f^2(q_\tau|y)g(q_\tau)}. \quad (12)$$

The optimal bandwidth associated with conditional quantile can be obtained by minimizing (12). Differentiating (12) with respect to h and equating to zero, we obtain the optimal bandwidth as

$$h_{opt} = \left[\frac{(k_2 F''(q_\tau|y))^2}{v_0 \tau(1-\tau)/g(q_\tau)} \right]^{1/5} n^{-1/5}.$$

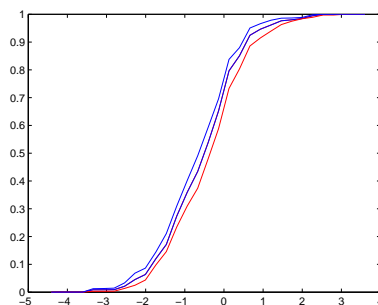
4. Simulation and data analysis

The performance of the conditional distribution estimators is assessed through a numerical study and by analyzing real data.

For numerical illustration, we consider the AR(1) model $y_t = 0.76y_{t-1} + \varepsilon_t$ with $\varepsilon_t \sim N(0, 1)$. We generate 500 observations from this model. The first 495 observations are used for estimating the conditional distribution and 95% predictive interval for the last five observations obtained. The estimated conditional distribution of $Y_t|Y_{t-1}$ for a particular value is given in Figure 1(A). In Table 1, we provide the predictive interval for the last five observations. It can be seen that all prediction intervals contain the true value.

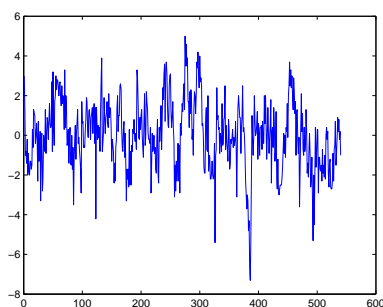
TABLE 1. Predictive interval for AR simulated data.

	True Value	Predictive Interval
Y_{496}	-1.002	[-2.20, 2.08]
Y_{497}	0.2654	[-2.40, 1.92]
Y_{498}	0.0796	[-2.36, 1.02]
Y_{499}	1.482	[-1.86, 2.12]
Y_{500}	0.8462	[-2.26, 1.90]

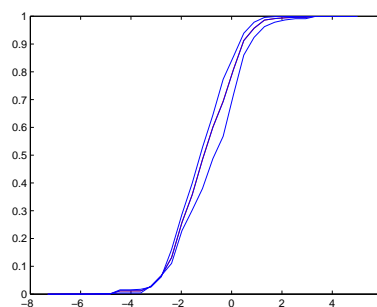


(A) The conditional CDFs

FIGURE 1. Conditional CDF estimated and predictive interval



(A) Time Series Plot



(B) The conditional CDFs

FIGURE 2. Time Series Plot and estimated conditional CDF

Next, we consider the monthly values of the Southern Oscillation Index (SOI) during 1950-1995. This series consists of 540 observations on the SOI, computed as the "difference of the departure from the long-term monthly mean sea level pressures" at Tahiti in the South Pacific and Darwin in Northern Australia. Figure 2(A) shows the time series plot of the data, and it can be assumed to be stationary. The first 535 observations are used for estimation, and the last 5 observations are left for prediction. The conditional distribution of Y_t given $X_t = Y_{t-1}$ is shown in Figure 2(B) for three different values of X_t . Now we consider the forecasting of the last five observations. Table 2 provides the 95% prediction interval for the last 5 observations. It can be seen that in all cases, the prediction intervals contain the true values.

TABLE 2. Predictive interval for SOI data.

	True Value	Predictive Interval
Y_{536}	0.19374	$[-1.42, 1.53]$
Y_{537}	0.79374	$[-0.71, 1.99]$
Y_{538}	-0.20696	$[-1.69, 2.13]$
Y_{539}	0.19374	$[-1.56, 1.62]$
Y_{540}	-1.006	$[-2.61, 0.59]$

References

- [1] Boente, G. and Fraiman, R. (1995). Asymptotic distribution of smoothers based on local means and local medians under dependence. *Journal of Multivariate Analysis*, 54, 77–90.
- [2] Cai, Z. (2002). Regression quantiles for time series data. *Econometric Theory*, 18, 169–192.
- [3] Chaudhuri, P. and Loh, W. Y. (2002). Nonparametric estimation of conditional quantiles using quantile regression trees. *Bernoulli*, 8, 561–576.
- [4] Cover, T. M. and Thomas, J. A. (1991). *Elements of Information Theory*. Wiley Series.
- [5] Fan, J. (2018). *Local Polynomial Modelling and its Applications*, Routledge.
- [6] Fan, J. and Hall, P. (1994). On curve estimation by minimizing mean absolute deviation and its implications. *The Annals of Statistics*, 22, 867–885.
- [7] Gannoun, A. (1989). Estimation de la mediane conditionnelle. ThZese de Doctorat de lUniversite de Paris VI.
- [8] Jaynes, E. T. (1957). Information theory and statistical mechanics. *Physical Review Series II*, 106, 620–630.
- [9] Hall, P., Peng, L, and Yao, Q. (2002). Prediction and nonparametric estimation for time series with heavy tails. *Journal of Time Series Analysis*, 23, 313–331.
- [10] Hall, P. and Heyde, C. C. (1980). *Martingale Limit Theory and its Application*, Academic Press.
- [11] Hall, P., Wolff, R. C. L. and Yao, Q. (1999). Methods for estimating a conditional distribution function. *Journal of the American Statistical Association* 94, 154–163.
- [12] Härdle, W. (1984). Robust regression function estimation. *Journal of Multivariate Analysis*, 14, 169–180.
- [13] Härdle, W. and Gasser, T. (1984). Robust nonparametric function fitting. *Journal of the Royal Statistical Society Series B: Statistical Methodology*, 46, 42–51.
- [14] Samanta, M. (1989). Nonparametric estimation of conditional quantiles. *Statistics & Probability Letters*, 7, 407–412.
- [15] Shao, Q. and Yu, H. (1996). Weak convergence for weighted empirical processes of dependent sequences. *Annals of Probability*, 24, 2098–2127.
- [16] Silverman, B. W. (2018). *Density Estimation for Statistics and Data Analysis*. Routledge.

- [17] Steinwart, I. and Christmann, A. (2011). Estimating conditional quantiles with the help of the pinball loss. *Bernoulli*, 17, 211–225.
- [18] Stone, C. J. (1977). Consistent nonparametric regression (with discussion), *The Annals of Statistics*, 5, 595–645.
- [19] Tucker, H. (1967). *A Graduate Course in Probability*. Academic Press, New York.
- [20] Volkonskii, V. A. and Rozanov, Y. A. (1959). Some limit theorems for random functions. *Theory of Probability and Its Applications*, 4, 178–197.

Appendix

We need following Lemma to prove Theorem 3.1 and the proof follows from the ergodic theorem (see Hall et al. 1999).

Lemma 1. *For a given kernel K , define $k_j = \int w^j K(u) du$. Under the regularity conditions A1-A5, $S_n(y) \rightarrow f(y)S(y)$ in probability, where $S(\cdot)$ denote the $m \times m$ matrix with k_{i+j-2} as $(i, j)^{th}$ element.*

Proof of Theorem 3.1: Consider

$$\begin{aligned}
 \widehat{F}_{Z|Y} - F_{Z|Y} &= \frac{\sum_{i=1}^n p_i I(Z_i < z) K_h(Y_i - y)}{\sum_{i=1}^n p_i K_h(Y_i - y)} - F_{Z|Y} \\
 &= \frac{\sum_{i=1}^n [I(Z_i < z) - F_{Z|Y}] p_i K_h(Y_i - y)}{\sum_{i=1}^n p_i K_h(Y_i - y)} \\
 &= \{(nh)^{-1} T_1 + T_2\} T_3^{-1} \{1 + o_p(1)\}, \tag{13}
 \end{aligned}$$

where

$$\begin{aligned}
 T_1 &= \sqrt{\frac{h}{n}} \sum_{t=1}^n e^{-\lambda(Y_t - y) K_h(Y_t - y)} [I(Z_t < z) - F_{Z|Y_t}] K_h(Y_t - y), \\
 T_2 &= \sum_{t=1}^n (F_{Z|Y_t} - F_{Z|Y})
 \end{aligned}$$

and

$$T_3 = \frac{1}{n} \sum_{t=1}^n e^{-\lambda(Y_t - y) K_h(Y_t - y)} K_h(Y_t - y).$$

To prove the theorem, first, using Lindeberg-Feller central limit theorem, we show T_1 converges in distribution to normal random variable. We then prove that T_2 converges in probability to the bias term in Theorem 3.1 and T_3 converges in probability to a bounded quantity.

First, we find the mean and the variance of T_1 . Consider

$$\begin{aligned} T_1 &= \sqrt{\frac{h}{n}} \sum_{t=1}^n e^{-\lambda(Y_i-y)K_h(Y_i-y)} \varepsilon_t K_h(Y_i-y) \\ &= \frac{1}{\sqrt{n}} \sum_{t=1}^n \xi_t, \end{aligned}$$

where $\varepsilon_t = [I(Z_i < z) - F_{Z|Y_i}]$ and $\xi_t = \sqrt{h} e^{-\lambda(Y_i-y)K_h(Y_i-y)} \varepsilon_t K_h(Y_i-y)$. It can be easily verified that $E(\xi_t) = 0$.

$$\begin{aligned} E(T_1^2) &= \frac{1}{n} E \left(\sum_{i=1}^n \xi_i^2 \right) + \frac{1}{n} \sum_{i=2}^n \left(1 - \frac{i-1}{n} \right) Cov(\xi_1, \xi_i) \\ &= E(\xi_1^2) + \frac{1}{n} \sum_{i=2}^n \left(1 - \frac{i-1}{n} \right) Cov(\xi_1, \xi_i). \end{aligned}$$

$$\begin{aligned} E(\xi_t^2) &= E(h e^{-2\lambda(Y_i-y)K_h(Y_i-y)} \varepsilon_t^2 K_h^2(Y_i-y)) \\ &= E(E(h e^{-2\lambda(Y_i-y)K_h(Y_i-y)} \varepsilon_t^2 K_h^2(Y_i-y) | Y_t)) \\ &= F(z|y)(1 - F(z|y)) E(h e^{-2\lambda(Y_i-y)K_h(Y_i-y)} K_h^2(Y_i-y)). \end{aligned}$$

Applying Lemma 1 in the Taylor series expansion of e^x , we obtain

$$\begin{aligned} E(\xi_t^2) &= F(z|y)(1 - F(z|y)) v_0 f(y) + o(1) \\ &= v_0 \omega^2(z|y) f^2(y). \end{aligned} \tag{14}$$

Choose $d_n = O(h^{-1/(1+\delta/2)})$ and write

$$\begin{aligned} \sum_{i=2}^n \left(1 - \frac{i-1}{n} \right) Cov(\xi_1, \xi_i) &= \sum_{i=2}^{d_n} \left(1 - \frac{i-1}{n} \right) Cov(\xi_1, \xi_i) \\ &\quad + \sum_{i=d_n+1}^n \left(1 - \frac{i-1}{n} \right) Cov(\xi_1, \xi_i). \end{aligned}$$

Applying theorem A.5 of Hall and Heyde (1980) and the assumption A2 on the kernel, we obtain

$$|Cov(\xi_1, \xi_i)| \leq Ch^{-1} \alpha(i-1),$$

which implies

$$\sum_{i=d_n+1}^n \left(1 - \frac{i-1}{n}\right) \text{Cov}(\xi_1, \xi_i) \leq Ch^{-1}d_n^{-(1+\delta)} = o(1).$$

Due to the assumption A5, we have

$$\sum_{i=2}^{d_n} \left(1 - \frac{i-1}{n}\right) \text{Cov}(\xi_1, \xi_i) = O(d_n h) = o(1).$$

Hence, $E(T_1^2) \rightarrow v_0 \omega^2(z|y) f^2(y)$.

Next we prove the asymptotic normality of T_1 . Partition $\{1, 2, \dots, n\}$ into $2q_n + 1$ subsets with blocks of sizes $r = \lfloor (nh)^{1/2} \rfloor$ and $s = \lfloor (nh)^{1/2} / \log n \rfloor$ where $q = \lfloor \frac{n}{r_n + s_n} \rfloor$, $\lfloor x \rfloor$ denotes the greatest integer less than x .

Write T_1 as

$$\begin{aligned} T_1 &= \frac{1}{\sqrt{n}} \left[\sum_{j=0}^{q-1} \eta_j + \sum_{j=0}^{q-1} \zeta_j + \eta_q \right] \\ &= \frac{1}{\sqrt{n}} [T_{1,1} + T_{1,2} + T_{1,3}], \end{aligned}$$

where

$$\eta_j = \sum_{i=j(r+s)}^{j(r+s)+r-1} \xi_i, \quad \zeta_j = \sum_{i=j(r+s)+r}^{(j+1)(r+s)} \xi_i \quad \text{and} \quad \eta_q = \sum_{i=q(r+s)}^{n-1} \xi_i.$$

Consider $\frac{1}{\sqrt{n}} T_{1,1} = \frac{1}{\sqrt{n}} \sum_{j=0}^{q-1} \eta_j$. By Lemma 1.1 of Volkonskii and Rozanov (1959), we obtain

$$\begin{aligned} \left| E \exp(itT_{1,1}) - \prod_{j=0}^{q-1} E \exp(it\eta_j) \right| &\leq 16 \frac{n}{r} \alpha(s) \\ &\rightarrow 0, \quad \text{as } n \rightarrow \infty, \end{aligned}$$

which shows that η_j 's in $T_{1,1}$ are asymptotically independent.

Similar arguments used in obtaining the variance of T_1 , we have

$$\begin{aligned} E\left(\frac{1}{n} T_{1,1}^2\right) &= \frac{1}{n} \sum_{j=0}^{q-1} E(\eta_j)^2 \\ &= \frac{q}{n} \text{Var}\left(\sum_{j=1}^r \xi_j\right) \rightarrow v_0 \omega^2(z|y) f^2(y). \end{aligned}$$

Hence by mixing conditions and Theorem 4.1 of Shao and Yu (1996), we have

$$\begin{aligned} E(\eta_1^2 I(|\eta_1| \geq \varepsilon \omega(z|y)\sqrt{n})) &\leq Cn^{-1/2} E(|\eta_1|^3) \\ &\leq Cn^{-1/2} r^{3/2} \{E|\xi_1|^6\}^{1/2} \\ &\leq Cn^{-1/2} r^{3/2} h^{-1}. \end{aligned}$$

Therefore, as $n \rightarrow \infty$

$$\frac{1}{n} \sum_{j=0}^{q-1} E[\eta_1^2 I(|\eta_1| \geq \varepsilon \omega(z|y)\sqrt{n})] \leq C(nh^3)^{-1/4} \rightarrow 0$$

By Lindeberg-Feller central limit theorem, $\frac{1}{\sqrt{n}}T_{1,1}$ has asymptotic normal distribution.

Next, consider $T_{1,2} = \sum_{j=0}^{q-1} \zeta_j$ and we have

$$\begin{aligned} E(T_{1,2}^2) &= \sum_{j=0}^{q-1} Var(\zeta_j) + 2 \sum_{j>i} Cov(\zeta_i, \zeta_j) \\ &= T_{1,2,1} + T_{1,2,2} \quad (\text{say}). \end{aligned}$$

Once can easily verify

$$T_{1,2,1} = qVar(\zeta_1) = qVar\left(\sum_{j=1}^s \xi_j\right) \rightarrow qsv_0\omega^2(z|y)f^2(y)$$

and

$$T_{1,2,2} \leq 2 \sum_{i=1}^{n-r} \sum_{j=i+r}^n |Cov(\xi_i, \xi_j)| = o(n).$$

Hence

$$\frac{1}{n} E(T_{1,2}^2) = o(1).$$

By similar arguments as above, we have

$$\frac{1}{n} E(T_{1,3}^2) = o(1).$$

From these we can conclude that T_1 is asymptotically normally distributed.

Now, consider the second term in the decomposition (13)

$$T_2 = \sum_{t=1}^n (F_{Z|Y_t} - F_{Z|Y}).$$

By Taylor's theorem, we obtain

$$\begin{aligned}
T_2 &= \sum_{i=1}^n (F_{Z|Y_i} - F_{Z|Y}) \\
&= \frac{1}{2n} \sum_{i=1}^n F_{Z|Y}^{(2)}(y_i - y)^2 e^{-\lambda(Y_i - y)K_h(Y_i - y)} K_h(Y_i - y) + o_p(h^2).
\end{aligned}$$

Hence by Lemma 1 given in the Appendix, we have

$$T_2 \xrightarrow{p} h^2 \mu_2 F_{Z|Y}^{(2)} g(y).$$

Finally, we obtain

$$\begin{aligned}
T_3 &= \frac{1}{n} \sum_{i=1}^n e^{-\lambda(Y_i - y)K_h(Y_i - y)} K_h(Y_i - y) \\
&= \frac{1}{n} \sum_{i=1}^n \left(1 - \lambda(Y_i - y)K_h(Y_i - y) + \frac{1}{2}\lambda^2(Y_i - y)^2 K_h^2(Y_i - y) + \dots \right) K_h(Y_i - y) \\
&\rightarrow g(y) + o_p(1).
\end{aligned}$$

Combining all the above results, we have the proof of the theorem.

Proof of Theorem 3.2: Since $\widehat{F}_Z|Y$ is monotone increasing, from Theorem 3.1 above and Theorem 1 of Tucker (1967), as $n \rightarrow \infty$

$$\sup_{y \in R} |\widehat{F}_Z|Y(z|y) - F_Z|Y(z|y)| \xrightarrow{p} 0. \quad (15)$$

Due to the uniqueness of the quantile, for the choice of $\delta = \min\{\tau - F(q_\tau - \varepsilon|y), F(q_\tau + \varepsilon|y) - \tau\} > 0$, we have

$$\begin{aligned}
P(|\widehat{q}_\tau - q_\tau| > \varepsilon) &\leq P(|F(\widehat{q}_\tau|y) - \tau| > \delta) \\
&= P(|\widehat{F}(\widehat{q}_\tau|y) - F(\widehat{q}_\tau|y)| > \delta) \\
&\leq P(\sup_{y \in R} |\widehat{F}_Z|Y(z|y) - F_Z|Y(z|y)| > \delta) \rightarrow 0,
\end{aligned}$$

and the asymptotic normality is immediate from Theorem 3.1.