

Replicable Bandits for Digital Health Interventions

Kelly W. Zhang, Nowell Closser, Anna L. Trella, and Susan A. Murphy

Abstract. Adaptive treatment assignment algorithms, such as bandit and reinforcement learning algorithms, are increasingly used in digital health intervention clinical trials. Causal inference and related data analyses are critical for evaluating digital health interventions, deciding how to refine the intervention, and deciding whether to roll-out the intervention more broadly. However the replicability of these analyses has received relatively little attention. This work investigates the replicability of statistical analyses from trials deploying adaptive treatment assignment algorithms. We demonstrate that many standard statistical estimators can be inconsistent and fail to be replicable across repetitions of the clinical trial, even as the sample size grows large. We show that this non-replicability is intimately related to properties of the adaptive algorithm itself. We introduce a formal definition of a "replicable bandit algorithm" and prove that under such algorithms, a wide variety of common statistical analyses are guaranteed to be consistent. We present both theoretical results and simulation studies based on a mobile health oral health self-care intervention. Our findings underscore the importance of designing adaptive algorithms with replicability in mind, especially for settings like digital health where deployment decisions rely heavily on replicated evidence. We conclude by discussing open questions on the connections between algorithm design, statistical inference, and experimental replicability.

Key words and phrases: Bandit Algorithms, Digital Health, Replicability, Adaptive treatment assignment.

1. INTRODUCTION

Adaptive treatment assignment algorithms, e.g., bandit [45] and more general reinforcement learning (RL) algorithms [75], are increasingly used in clinical trials, social science experiments, and by tech companies to personalize treatment decisions to individuals [3, 22, 48, 51, 58, 72, 77, 78, 84]. These algorithms are adaptive because they learn during the course of the trial, i.e., they are updated periodically using accruing data collected during the trial. After an adaptive algorithm is deployed, various statistical analyses are needed to answer questions such as: What was the average reward under the deployed algorithm? What was the effect of treatment on other outcomes of interest? What about in a particular state? Fur-

ther, statistical analyses can be used to inform the design of the adaptive algorithm for the next implementation, e.g., design choices regarding the state space, action space, and/or choice of reward.

In this work, we investigate the replicability of statistical analyses for data from trials deploying adaptive treatment assignment algorithms. We focus on digital health intervention clinical trials; replicability of clinical trials is particularly critical as these trials are conducted on individuals suffering from a health disorder and are intended to provide evidence regarding future implementation on the broader population of such individuals. We use the term replicability in the spirit of [Reproducibility and Replicability in Science](#) [57], where they say that replicability means "obtaining *consistent* results across studies aimed at answering the same scientific question, each of which has obtained its own data". The definition of replicability in clinical trials refers to replications of the same study yielding similar results with high probability. This typically involves:

- **Using the same methodology:** Identical procedures, inclusion/exclusion criteria, outcome measures, and

Kelly W. Zhang is a postdoc at Columbia University (e-mail: kelly.w.zhang@columbia.edu). Nowell Closser is a PhD student at Harvard University (e-mail: nowellclosser@g.harvard.edu). Anna L. Trella is a PhD student at Harvard University (e-mail: annatrella@g.harvard.edu). Susan Murphy is Professor at Harvard University (e-mail: samurphy@g.harvard.edu).

data curation and analysis techniques are applied. This also means the same bandit or reinforcement learning algorithm (with the same hyperparameters) in adaptive experiments.

- **New, independent sample from the same population:** Repetitions of the trial conducted on different samples of individuals from the same population.
- **Same or different researchers:** Replication can be done by the original team or independent researchers.

Replicability ensures that other scientists will reach similar conclusions, i.e., have similar post-trial data analysis results, if they implement the same adaptive algorithm with a different group of individuals sampled from the same population. Replicability is closely related to the concept of “Stability” in Vertical Data Science (Predictability, Computability, and Stability) from [89].

There are many notions of replicability discussed in the literature. In the reinforcement learning literature there are a variety of definitions of what it means for the *algorithm* or the policies learned by the algorithm to be replicable [16, 18, 38, 41]. At a high level, algorithmic replicability involves repeated use of the algorithm on inputs, sampled from the same underlying distribution, leading to the same or similar outputs. In contrast we aim for “inferential” replicability. This is replicability of the statistical inferential methods across trial replications [26]. This work will begin to shed light on the ways that these two types of replicability are related.

The main focus of this work is on how to ensure the replicability of statistical analyses for digital health intervention experiments that utilize adaptive algorithms for treatment assignment. While several works have shown that valid statistical inference is possible, they generally assume idealized settings, e.g., each individual’s responsiveness to treatment does not change over time and/or the post-trial inference uses a correctly specified outcome model. In this work, we discuss how basic notations of replicability of statistical analyses can fail when the true environment begins to deviate from these idealized settings. In health, the true environment is highly likely to differ from these idealized setting as the environment concerns complex human behaviors.

In particular, we show that on adaptively collected data, the replicability of many standard statistical estimators is intimately related to the replicability of the policies formed by the adaptive algorithm used to collect the data (see Section 4 for the formal definition of replicable adaptive algorithms). This is true specifically for estimators of quantities, like the expected value of a health outcome across individual in the trial, which depends on the treatment assignments made by the adaptive algorithm. We show that standard statistical estimators for such quantities can be inconsistent, i.e., fail to be replicable across repetitions of an experiment, if the policies formed by

the adaptive algorithm are “non-replicable”. For example, we show in simple settings that common treatment effect estimators will be positive (strictly bounded above zero) for a constant fraction of trial replications and negative (strictly bounded below zero) for another constant fraction of replications; moreover, this is the case even as the number of individuals in each replicated trial goes to infinity. Furthermore, we show that many standard bandit algorithms, like ϵ -greedy and Thompson sampling [70], can fail to satisfy such replicability requirements in these very simple settings.

This work on underscores the importance of ensuring inferential replicability when using adaptive algorithms. Inferential replicability is critical for the wider adoption and application of these algorithms in settings like digital health and experimental design. Furthermore, we argue that researchers in the area of adaptive experimentation must prioritize the development of algorithms and methodologies that ensure inferential replicability.

1.1 Relationship to Existing Literature

There is a long history of works on adaptive experimentation in the biostatistics literature [8, 12–14, 27, 32, 36, 59, 71, 94]. This literature primarily focuses on decision-making settings that involve making a single decision per individual (some exceptions that consider longitudinal data are [35, 86] which focus on adaptive stopping rules and [5] which considers Gaussian outcomes). These works primarily develop post-trial inference methods that are specific to the adaptive treatment assignment algorithm (e.g., algorithms like randomized play-the-winner and drop-the-loser are commonly considered).

In contrast, a recent line of work develops inference methods that make minimal assumptions on the adaptive algorithm, and are compatible with common bandit algorithms like Thompson sampling and ϵ -greedy. This line of work includes methods that focus on off-policy evaluation (i.e., evaluating the value of a policy) [10, 82, 90] or inference on the mean reward under a particular treatment in a multi-arm bandit [10, 28, 29, 31, 56, 91]. Another line of work aims to infer the parameters in a correctly specified outcome model [15, 39, 87, 92]. See [9] for a nice overview. The finding in many of these previous works is that standard estimators (e.g., means, least squares, M/Z-estimators) on adaptively data are *consistent* (i.e., converging to the correct value). However, the distribution of the errors of these standard estimators can be asymptotically non-normal and converge non-uniformly in distribution, depending on properties of the bandit algorithm itself [15, 28, 91]. For this reason, various works consider altered versions of standard estimators that incorporate “adaptive” weights that depend on the treatment propensities formed by the bandit algorithm [9, 10, 15, 28, 39, 90–92]; these weights can help ensure that standard estimators are still asymptotically normal on adaptively collected data.

Generally the above works assume that the environment is stationary and that outcome models are correctly specified. In this paper, we investigate inference on adaptively collected data in the digital health setting, where these assumptions may fail to hold (i.e., under nonstationary environments and misspecified outcome models). See the next section for a discussion of why misspecified outcome models are common in digital health. In particular, we will show that under these types of deviations in the environment, standard estimators can be even be *inconsistent*. This is a very severe consequence of using adaptive algorithms, which has significant consequences for inferential replicability.

Finally, there are works that formalize the replicability of a decision-making rule or algorithm [16, 18, 38, 41, 61]. Many of these works build on the framework introduced in [34], which formalizes what it means for a randomized algorithm to be replicable (these works are discussed further in Section 4.1.1). In this work, we focus on the replicability of statistical analyses, rather than on ensuring replicability of the adaptive algorithm; however, we show that the replicability of post-trial statistical analyses is often closely related to the replicability of the adaptive data collection algorithm (see Sections 3 and 4).

2. PROBLEM SETTING

2.1 Common Characteristics of Digital Health Intervention Trials

The motivation for this work is the increasing use of adaptive algorithms in digital intervention experiments. These interventions are designed to encourage individuals to engage in healthy behaviors. These interventions focus on a variety of health areas—including physical activity [22, 40, 48, 53, 54, 76, 88, 95, 96], medication adherence [46], smoking cessation [1, 6, 21], mental health [7], reducing alcohol consumption [49], chronic pain [62], dieting [23, 25, 65], and assisting elderly individuals [30, 52]. In digital health interventions, the adaptive algorithm itself is often considered a component of the entire intervention package. That is, if the digital intervention is found to be cost-effective, it would be rolled out with the adaptive algorithm component. Thus the effectiveness of the intervention package will depend on the quality of the algorithm and the decisions it makes.

EXAMPLE (Oralytics). In this work, we use the series of Oralitics clinical trials as a running example [55, 77–79]. Oralitics is a dental health intervention designed to augment standard dental care by providing additional support over a 10-week period. In the Oralitics trial, individuals are given a Bluetooth-enabled toothbrush and asked to download the Oralitics mobile app. During the trial, individuals may receive engagement messages encouraging toothbrushing via the app before their usual morning

and evening brushing windows (i.e., up to twice daily). An adaptive decision-making algorithm (e.g., a contextual bandit) is used to optimize (personalize) whether or not to deliver an engagement message. Individual’s toothbrushing behaviors are automatically detected with the Bluetooth-enabled toothbrush.

Oralytics involved a series of clinical trials, where each trial used a contextual bandit algorithm. Between trials, the contextual bandit algorithm was redeveloped [55, 77–79]. At this time, the Oralitics algorithm is again being revised for deployment in a two-arm trial for early spring 2025. In this two-arm trial, individuals will be randomized between the standard of care versus standard of care augmented with the digital intervention delivered using the revised contextual bandit algorithm. The primary outcome in this trial will be the difference in measures of overall dental health between the two groups at the end of the trial period. Further Oralitics digital intervention trials are in the planning stages.

We now highlight some common characteristics of digital health intervention trials that use adaptive algorithms (including Oralitics).

1. **Multiple Decision-Times Over Time per Individual:** Digital health interventions involve making multiple decisions on the same individual over time. For example, treatment decisions could be whether or not to deliver engagement messages to encourage healthy behavior, as is the case in Oralitics. Typically the number of decision times per individual are fixed and particular to the domain, e.g., twice per day over a 70-day period to improve brushing behaviors.
2. **Data-Sharing Bandit Algorithms:** Digital intervention settings often have low signal relative to the amount of noise in outcomes. This is because treatments are delivered to individuals as they go about their everyday lives, as opposed to in a clinic. Moreover, clinical trials generally only involve a limited number of individuals. Thus, in the digital health setting developers of adaptive algorithms must carefully trade-off bias and variance due to the high variance in outcomes typical in digital health. As a result, contextual bandit algorithms (simple RL algorithms) are most often used [7, 22, 46, 48, 49, 53, 55, 62, 88].

To further trade-off bias and variance, it is also common for bandit algorithms to combine or “pool” data across heterogeneous individuals in the trial to improve learning, i.e., the algorithm may adapt the treatment decisions for one individual based on previous treatment outcomes from others [22, 55, 62, 88]. These data-sharing or pooling algorithms reduce noise and potentially learn faster.

3. **The primary data analysis is prespecified in clinical trials:** All National Institute of Health (NIH) funded clinical trials, including the post-trial statistical analyses, are required to be preregistered. This means that the analyses that will be performed cannot be changed without jeopardizing the validity of the trial.

In this work, we consider digital health settings in which adaptive treatment assignment algorithms pool data over individuals to learn. Further, we make the simplifying assumption that individuals are all recruited into the trial all at once (which is more common in trials that recruit on the internet). In general, digital health intervention trials typically recruit individuals into the trial incrementally or in batches over time. Though we do not explicitly handle incremental recruitment in this paper, we conjecture that the key ideas below generalize to that setting without much difficulty.

2.2 Observed Data and Bandit Algorithm

Based on the characteristics common in digital health intervention trials discussed in the previous section, we now formalize the problem setting. Throughout this work, we consider contextual bandit algorithms; however, note that by designing the reward carefully, contextual bandit algorithms can be thought of as approximating a full reinforcement learning algorithm [48, 78].¹

The trial consists of n individuals drawn independently from a population of interest. The algorithm makes a total of T treatment decisions per individual. For each individual $i \in [1: n]$ and each decision time $t \in [1: T]$, the adaptive algorithm uses a vector of covariate features, or context, $X_{i,t} \in \mathcal{X}$ to select a treatment or “action” $A_{i,t} \in \mathcal{A}$, where \mathcal{A} is the action space.² Then a multivariate post-treatment outcome vector $Y_{i,t}$ is observed. The algorithm’s reward is a known, real-valued function, R , of treatment outcomes $Y_{i,t}$: $R(Y_{i,t}) \in \mathbb{R}$.

A contextual bandit algorithm forms a working model of the conditional mean of the reward:

$$\mathbb{E}[R(Y_{i,t}) | X_{i,t}, A_{i,t}] = f_b(X_{i,t}, A_{i,t}),$$

where b is model parameter vector. As discussed in the previous section, the true reward function may be more complex and thus the working model may be misspecified. The algorithm uses the data accrued during the trial

¹While bandit algorithms model an individual’s future time-varying covariates features as independent of previous treatments, full RL algorithms learn how the distribution of future covariates depends on previous treatments. Full RL algorithms can be approximated with a bandit algorithm by including a term that in the reward that models how actions may impact future covariates and rewards.

²In general the action space may be constrained by the covariates $X_{i,t}$, e.g., $X_{i,t}$ may indicate whether the individual is “available” for treatment.

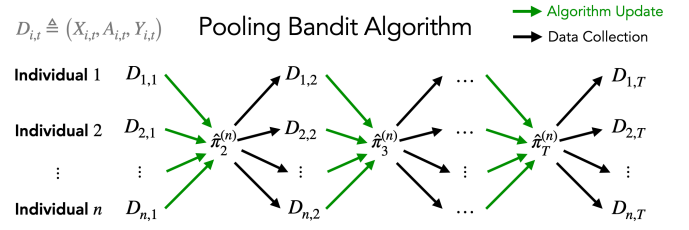


FIG 1. **Pooling Bandit Algorithm.** Depicting how the bandit algorithm combines or “pools” data across individuals to form and update the policies over time.

to iteratively update a statistic $\hat{\beta}_t^{(n)} \in \mathbb{R}^{d_\beta}$; this statistic is often comprised of an estimator of the model parameters b , as well as estimates of the variance of that estimator.

Bandit algorithms are usually designed to select actions to maximize expected rewards, possibly subject to some constraints. To do this the contextual bandit algorithm uses the working reward model to form the treatment selection policies at each decision time t . Prior to the start of the experiment, the bandit algorithm forms an initial policy π_1 that is used to select actions $\{A_{i,1}\}_{i=1}^n$, i.e., the first treatment decision for all individuals. $\pi_1 : \mathcal{X} \times \mathcal{A} \mapsto [0, 1]$, where

$$\pi_1(x, a) = \mathbb{P}(A_{i,1} = a | X_{i,1} = x).$$

We use $\mathcal{H}_{i,1} = \{X_{i,1}, A_{i,1}, Y_{i,1}\}$ to denote individual i ’s history and $\mathcal{H}_{1:n,1} = \{\mathcal{H}_{i,1}\}_{i=1}^n$ to denote the data collected from the first decision time from all n individuals.

At each subsequent decision time $t \in [2: T]$, the bandit algorithm uses the current individual context $X_{i,t}$ and the previously-collected data $\mathcal{H}_{1:n,t-1} = \{\mathcal{H}_{i,t-1}\}_{i=1}^n = \{X_{i,t'}, A_{i,t'}, Y_{i,t'} : t' \in [1: t-1]\}_{i=1}^n$ from all n individuals to form the statistic $\hat{\beta}_t^{(n)} \in \mathbb{R}^{d_\beta}$. The statistic is then used to form a policy for selecting action $A_{i,t}$ for each individual $i \in [1: n]$. Specifically, there is a policy class $\{\pi(\cdot; \beta)\}_{\beta \in \mathbb{R}^{d_\beta}}$ and the policy $\hat{\pi}_t(\cdot) : \mathcal{X} \times \mathcal{A} \mapsto [0, 1]$ is such that

$$(1) \quad \hat{\pi}_t(x, a) = \pi(x, a; \hat{\beta}_{t-1}^{(n)}) \\ = \mathbb{P}(A_{i,1} = a | X_{i,1} = x, \hat{\beta}_{t-1}^{(n)}).$$

See Section 3.1.2 for examples of common bandit algorithms.

2.3 Post-Trial Analyses

2.3.1 Potential Outcomes To discuss the post-trial statistical analyses (including causal analyses), we use potential outcome notation. Note that the potential outcomes model we consider for the post-trial analyses does not necessarily match the reward model used by the adaptive treatment assignment algorithm. The post-trial statistical analyses needs to be interpretable, replicable, and

valid even if the the adaptive algorithm makes simplifying modeling assumptions and its reward model is misspecified. Recall from Section 2.1 that simplified contextual bandit algorithms are commonly used in order to reduce variance, so it is not surprising that the algorithm’s model may be misspecified.

The distribution of the potential outcomes is entirely defined by (i) the experimental population, and (ii) the random sample of individuals into the experiment; the potential outcomes are not affected by the bandit algorithm that will later be used to make treatment decisions. Let $a_{1:t} \in \mathcal{A}^t$ to denote a sequence of actions; here \mathcal{A}^t denotes the t -fold cartesian product of \mathcal{A} . For the i^{th} individual, we use $Y_{i,t}(a_{1:t})$ to denote the t^{th} decision-time potential outcome and $X_{i,t+1}(a_{1:t})$ to denote the $(t+1)^{\text{st}}$ decision-time potential covariate observed after taking the action sequence $a_{1:t}$. We use O_i to denote all potential outcomes for an individual i :

$$(2) \quad O_i \triangleq \{X_{i,1}, Y_{i,1}(a_1), X_{i,2}(a_1), Y_{i,2}(a_{1:2}), \dots, \\ X_{i,T}(a_{1:T-1}), Y_{i,T}(a_{1:T}) : a_{1:T} \in \{0, 1\}^T\}.$$

Each individual’s potential outcomes are drawn i.i.d. from a joint distribution $P \in \mathcal{P}$:

$$(3) \quad O_1, O_2, \dots, O_n \sim P.$$

Finally, we make a stable unit value treatment assumption [33, 69] in that the observed outcome is $Y_{i,t} \triangleq Y_{i,t}(A_{i,1:t})$ and the observed state $X_{i,t} \triangleq X_{i,t}(A_{i,1:t-1})$. Note that even though the n potential outcomes are independent, the observed outcomes $\{Y_{i,t}, X_{i,t}\}_{i=1}^n$ are dependent due to pooling by the bandit algorithm to select actions; see Figure 1 for a pictorial representation.

2.3.2 Estimands under Population-Deployed Policies
When bandit algorithms pool or combine data across individuals to learn, the policies $\{\pi_t(\cdot; \hat{\beta}_{t-1}^{(n)})\}_{t=1}^T$ that the bandit algorithm learns depend on n , the number of individuals in the trial (as seen in display (1) and Figure 1). This means that quantities like the expected average reward per individual (averaged over time) under a bandit policy can also depend on n :

$$\mathbb{E}^{(n)} \left[\frac{1}{T} \sum_{t=1}^T R(Y_{i,t}) \right].$$

Above we use $\mathbb{E}^{(n)}$ to denote expectations under the deployed bandit algorithm; the expectation averages over the distribution of the potential outcomes of the n individuals, the stochasticity in the bandit algorithm itself, and the treatment decisions the algorithm makes. Formally, the expectation $\mathbb{E}^{(n)}$ is indexed by n , the number of individuals in the trial because *the outcomes $Y_{i,t}$ depend on the distribution of the treatment selection policies $\{\hat{\pi}_t\}_{t=1}^T$*

formed by the bandit algorithm, which can change with the number of individuals in the trial.

The dependence of quantities like the expected reward on the number of individuals in the trial requires careful thought about estimands. In this work, we consider estimands under *population-deployed policies*: estimands consistent with deployment of the intervention package in the population. Indeed, the goal of many digital health trials using adaptive algorithms is to evaluate the performance of the intervention package (of which the contextual bandit algorithm is one component) if deployed on the wider population. For this reason, we are particularly interested in statistical inference under the policy that would be learned under the limit as the number of individuals in the trial grows (approaching the size of the whole population). For example, we might consider a treatment effect estimand like the following which contrasts the expected reward under the deployed bandit algorithm versus under a baseline policy π^{baseline} :

$$(4) \quad \lim_{n \rightarrow \infty} \mathbb{E}^{(n)} \left[\sum_{t=1}^T R(Y_{i,t}) \right] - \mathbb{E}_{\pi^{\text{baseline}}} \left[\sum_{t=1}^T R(Y_{i,t}) \right]$$

The above quantity can be interpreted as the difference in expected reward if the bandit algorithm was deployed under the entire population versus the expected reward under a baseline policy.³ This type of estimand will be the focus of inference in the two-arm trial phase of Oralytics (see Example 2.1). We provide formal conditions under which the limit in display (4) exists, later in Proposition 1.

3. TWO EXAMPLES OF NON-REPLICABILITY

This section aims to demonstrate the need to think carefully about replicability when using bandit algorithms in digital health. We consider two examples in which we attempt to replicate statistical analyses when using common bandit algorithms in digital health trials. In these examples, the estimator *averaged across replications* converges to the desired estimand. However, in any particular replication, the estimator is *inconsistent* and does not converge to the desired estimand as the number of individuals $n \rightarrow \infty$. These examples are disturbing since each digital health scientist only has access to their trial and not a population of hypothetical replications.

The first example considers estimation of the mean reward based on data collected by a bandit using a misspecified reward model. In particular, the true conditional mean of the reward is changing with time (non-stationary) but the bandit’s reward model is stationary. In the second example, both the reward model of the bandit algorithm used to make adaptive treatment assignments during the

³Recall that the number, T , of decision points per individual is determined by the intervention as well as the particular health disorder.

trial, as well as the outcome model used in the statistical analysis after the trial, are misspecified. For simplicity and clarity, the examples consider a $T = 2$ setting. These simplistic examples capture the main problems that one may encounter in real digital health intervention trials (we examine settings with $T > 2$ in simulations in Section 5).

3.1 Mean Reward in a Misspecified Non-Stationary Environment

In this example, we are interested in estimating the difference in average reward under the bandit algorithm when deployed on the population (under the *population-deployed policy* from Section 2.3.2) versus a baseline policy, as described in (4). For simplicity, here we just consider inferring the first term in this difference, the average reward under the population-deployed policy:

$$(5) \quad \theta^* = \lim_{n \rightarrow \infty} \mathbb{E}^{(n)} \left[\frac{1}{T} \sum_{t=1}^T R(Y_{i,t}) \right].$$

It is assumed for now that the above limit is well-defined; we prove this for the setting we consider below (see Proposition 3.1).

A natural estimator is the empirical average reward, i.e.,

$$(6) \quad \hat{\theta}^{(n)} \triangleq \frac{1}{n} \sum_{i=1}^n \frac{1}{T} \sum_{t=1}^T R(Y_{i,t}).$$

Next we describe a simple environment with a non-stationary mean reward in which $\hat{\theta}^{(n)}$ does not converge in probability to θ^* .

3.1.1 Nonstationary Data Generating Environment It is well known that in health settings the impact of treatment may change over time [53, 74]. For example, individuals may initially be more responsive earlier in the trial, but become increasingly disengaged with the intervention over time [2, 60, 83]. In this example, the underlying environment is non-stationary, but the bandit algorithm's model of the environment is stationary, and thus misspecified.

Consider a trial with just $T = 2$ decision times. Actions are binary, so $\mathcal{A} = \{0, 1\}$. Suppose the rewards are generated as follows:

$$R(Y_{i,t}) = \mu_0 + \Delta_t A_{i,t} + \epsilon_{i,t},$$

where $\epsilon_{i,t} \sim \mathcal{N}(0, 1)$ i.i.d. across i and t .

In the following, $\mu_0 = 0$ and to mimic disengagement with the intervention over time, there is a decreasing trend in the treatment effect Δ_t : $\Delta_1 = 0$ and $\Delta_2 = -0.25$.

3.1.2 Non-Replicability under Common Bandit Algorithms We consider two simple, stationary multi-armed bandit algorithms (there are no context features): (i) ϵ -greedy, and (ii) Thompson sampling with a conjugate Gaussian-Gaussian model. We choose these algorithms

not because the conclusions are limited to these two algorithms, but rather because these algorithms are often used in practice [22, 48, 49, 55]. In both the (i) ϵ -greedy and (ii) Thompson sampling examples, the $\{A_{i,1}\}_{i=1}^n$ are i.i.d. Bernoulli (0.5).

EXAMPLE (ϵ -greedy Multi-Armed Bandit). Given $\epsilon \in (0, 0.5)$, the ϵ -greedy bandit algorithm selects treatment at time $t = 2$ with probability:

$$\mathbb{P}(A_{i,t} = 1 \mid \hat{\beta}_{t-1}^{(n)}) = \begin{cases} 1 - \epsilon/2 & \text{if } \hat{\beta}_{t-1}^{(n)} > 0 \\ \epsilon/2 & \text{otherwise} \end{cases},$$

$$\text{for } \hat{\beta}_{t-1}^{(n)} = \frac{\sum_{i=1}^n \sum_{t'=1}^{t-1} A_{i,t'} R(Y_{i,t'})}{\sum_{i=1}^n \sum_{t'=1}^{t-1} A_{i,t'}} - \frac{\sum_{i=1}^n \sum_{t'=1}^{t-1} (1 - A_{i,t'}) R(Y_{i,t'})}{\sum_{i=1}^n \sum_{t'=1}^{t-1} (1 - A_{i,t'})}.$$

EXAMPLE (Thompson Sampling Multi-Armed Bandit). The Thompson sampling bandit algorithm [70] forms a Bayesian model of the rewards:

$$R(Y_{i,t}) = \mu_a + \epsilon_{i,t},$$

with prior $\mu_a \sim \mathcal{N}(0, 1)$ independently for each $a \in \{0, 1\}$ and error, $\epsilon_{i,t} \sim \mathcal{N}(0, 1)$ i.i.d. across i and t . The algorithm selects treatment using:

$$\mathbb{P}(A_{i,t} = 1 \mid \mathcal{H}_{1:n,t-1}) = \mathbb{P}(\mu_1 > \mu_0 \mid \mathcal{H}_{1:n,t-1}).$$

The right hand side probability above averages over the posterior draw of μ_1, μ_0 given $\mathcal{H}_{1:n,t-1}$. Recall that $\mathcal{H}_{1:n,t-1} \triangleq \{\mathcal{H}_{i,t-1}\}_{i=1}^n$ for $\mathcal{H}_{i,t-1} \triangleq \{X_{i,t'}, A_{i,t'}, Y_{i,t'}\}_{t'=1}^{t-1}$.

Figure 2 below, shows empirically that under these common bandit algorithms in the non-stationary environment described above, $\hat{\theta}^{(n)}$ does not converge in probability to a constant, as $n \rightarrow \infty$ (this is formalized in Proposition 3.1 below). Since both bandits select $A_{i,t=1} = 1$ with probability 0.5 and furthermore there is no treatment effect at time $t = 1$ ($\Delta_1 = 0$), one might expect that these two algorithms would perform much like a baseline policy π^{baseline} that selects $A_{i,t} = 1$ with probability 0.5 for all i, t . The expected average (over T) reward under this baseline policy is $\mathbb{E}_{\pi^{\text{baseline}}} \left[\frac{1}{T} \sum_{t=1}^T R(Y_{i,t}) \right] = -0.0625$. If one uses the either of the two bandit algorithms in the trial, and estimates the expected average (over T) reward using the estimator (6), a constant fraction of replication trials will have $\hat{\theta}^{(n)} > -0.0625 + \delta$ and another constant fraction of replications will have $\hat{\theta}^{(n)} < -0.0625 - \delta$ for some $\delta > 0$; this is true even as $n \rightarrow \infty$.

PROPOSITION 3.1 (Non-Replicability under Non-Stationarity). ϵ -greedy (for any $\epsilon < 0.5$) or Gaussian-Gaussian Thompson sampling (with standard normal priors) is deployed in the non-stationary environment described above.

In this setting θ^* from (5) is well-defined. Moreover, $\hat{\theta}^{(n)}$ does not converge in probability to θ^* as

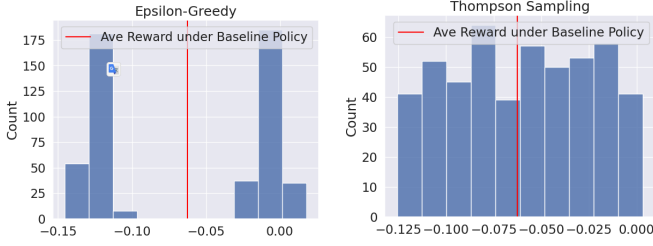


FIG 2. **Histograms of Average Reward Estimators (6) under Non-Stationarity.** Experiments with $n = 100,000$ and 500 Monte Carlo repetitions. Even for very large n , $\hat{\theta}^{(n)}$ does not converge to a constant across trial replications.

$n \rightarrow \infty$. Additionally, there exists a $\delta > 0$ for which $\lim_{n \rightarrow \infty} \mathbb{P}^{(n)}(\hat{\theta}^{(n)} > -0.0625 + \delta) > 0$ and $\lim_{n \rightarrow \infty} \mathbb{P}^{(n)}(\hat{\theta}^{(n)} < -0.0625 + \delta) > 0$. We characterize the limiting distribution of $\hat{\theta}^{(n)}$ in Appendix A.1.

We now describe the intuition behind this inferential non-replicability phenomena. Intuitively, because at the first decision time the true treatment effect $\Delta_1 = 0$, the algorithm should not learn to favor selecting action 1 or action 0 on average across trial replications. Indeed, under common bandit algorithms, including ϵ -greedy and Thompson Sampling the action selection probabilities $\mathbb{P}(A_{i,2} = 1 \mid \mathcal{H}_{1:n,1})$ on average across trial replications equal 0.5, i.e.,

$$\mathbb{E}^{(n)}[\mathbb{P}(A_{i,2} = 1 \mid \mathcal{H}_{1:n,1})] = 0.5$$

for each n . However, the treatment probability $\mathbb{P}(A_{i,2} = 1 \mid \mathcal{H}_{1:n,1})$ in any *individual* trial does not concentrate, that is, $\mathbb{P}(A_{i,2} = 1 \mid \mathcal{H}_{1:n,1})$ does not converge in probability to 0.5 as $n \rightarrow \infty$ (formalized in Appendix A.1). In other words, the bandit algorithm's treatment propensities are not replicable across trials, which leads to the variability in the average reward estimator $\hat{\theta}^{(n)}$, (6), in this non-stationary environment.

3.2 Misspecified Linear Contextual Bandit

We now consider a stationary contextual bandit setting in which the reward model used by the bandit algorithm is misspecified. This reflects the common practice in which simple RL / bandit algorithms are favored, to better trade-off bias and variance in these noisy settings (as discussed in Section 2.1). We consider a post-trial inferential target that is a marginal loss minimizer; note in digital health it is common to consider inferring causal effects [11, 55, 63] that are marginal over (a subset of) the features used in the bandit algorithm.

For clarity, here we consider a toy version in which both the bandit algorithm and the post-trial inference use a model for the mean of the reward, conditional on features that is not correctly specified for the underlying true

conditional mean of the reward. Specifically, in the post-trial analysis, we are interested in inference for θ^* which is the minimizer of a least squares criterion, i.e, θ^* solves:

$$(7) \quad 0 = \lim_{n \rightarrow \infty} \mathbb{E}^{(n)} \left[\dot{\ell}_{\theta}(\mathcal{H}_{i,T}) \right] \Big|_{\theta=\theta^*},$$

where $\dot{\ell}_{\theta}$ is the derivative of ℓ_{θ} with respect to $\theta = [\theta_0, \theta_1]$ for

$$\ell_{\theta}(\mathcal{H}_{i,T}) = \sum_{t=1}^T \{R(Y_{i,t}) - \phi(X_{i,t})^{\top} \theta_0 - A_{i,t} \phi(X_{i,t})^{\top} \theta_1\}^2$$

and it is assumed that the limit in (7) is well-defined. Above, $\phi(X_{i,t}) = [1, X_{i,t}]$ is a featurization of the covariates $X_{i,t}$. In the true data generating distribution the mean reward will be a linear function of a different featurization of the state $\phi_0(X_{i,t})$; see (9).

The post-trial inference is based on the least squares estimator:

$$(8) \quad \hat{\theta}^{(n)} = \operatorname{argmin}_{\theta_0, \theta_1 \in \mathbb{R}^2} \frac{1}{n} \sum_{i=1}^n \ell_{\theta}(\mathcal{H}_{i,T}).$$

3.2.1 Data Generating Environment Consider the following simple environment. Actions are binary, so $\mathcal{A} = \{0, 1\}$. The time-varying covariate features $X_{i,t} \sim \text{Uniform}[0, 1]$ are i.i.d. over i and t . The expected reward is linear in a featurization of the state $\phi_0(X_{i,t}) = [1, X_{i,t}, X_{i,t}^2]$ and the reward is linear in this featurization:

$$(9) \quad R(Y_{i,t}) = \phi_0(X_{i,t})^{\top} \alpha_0 + A_{i,t} \phi_0(X_{i,t})^{\top} \alpha_1 + \epsilon_{i,t},$$

where $\epsilon_{i,t} \sim \mathcal{N}(0, 1)$ are i.i.d. over i and t . Specifically, $\alpha_0 = [0.1, 0.1, 0]$ and $\alpha_1 = [\frac{1}{3}, -2, 2]$. With these values of α_0, α_1 along with featurization vectors ϕ_0 from (9) and ϕ from (7) being different, the linear model used by the post-trial inference model is misspecified.

3.2.2 Non-Replicability under (Contextual) ϵ -greedy Suppose an ϵ -greedy (or greedy) based contextual bandit algorithm is used to select treatments during the trial. At the first decision time, the algorithm randomizes with $\mathbb{P}(A_{i,1} = 1 \mid X_{i,1} = x) = 0.5$ for all x . At the second decision time, the algorithm forms action selection probabilities as follows:

$$(10) \quad \mathbb{P}(A_{i,2} = 1 \mid \mathcal{H}_{1:n,1}, X_{i,2}) = \begin{cases} 1 - \epsilon/2 & \text{if } X_{i,2}^{\top} \hat{\beta}_{1,1}^{(n)} > 0 \\ \epsilon/2 & \text{otherwise} \end{cases}$$

where $\hat{\beta}_{1,1}^{(n)}$ is the least squares estimator featurization function ϕ :

$$[\hat{\beta}_{1,0}^{(n)}, \hat{\beta}_{1,1}^{(n)}] = \operatorname{argmin}_{\beta_0, \beta_1} \frac{1}{n} \sum_{i=1}^n \tilde{\ell}_{(\beta_0, \beta_1)}(\mathcal{H}_{i,1}),$$

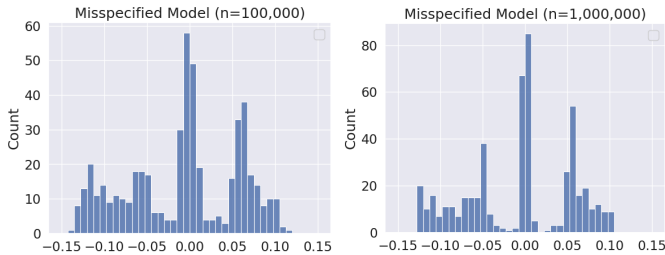


FIG 3. **Inferential Nonreplicability under Misspecified Linear Model.** Above we plot the empirical distribution of the first dimension of $\hat{\theta}_1^{(n)}$ for $n = 100,000$ and $n = 1,000,000$. Note that by increasing the sample size 10-fold, the variance of $\hat{\theta}_1^{(n)}$ does not change much. Note that $n = 1,000,000$ is an extremely large sample size given the noise variance in the environment is 1.

where $\tilde{\ell}_{(\beta_0, \beta_1)}(\mathcal{H}_{i,1}) = \{R(Y_{i,1}) - \phi(X_{i,1})^\top \beta_0 - A_{i,1} \phi(X_{i,1})^\top \beta_1\}^2$. Note that the above model is misspecified since $\phi \neq \phi_0$.

As seen in Figure 3, in this simple bandit setting, the non-replicability of the least squares estimator is severe. In this figure, we can see that the value of $\hat{\theta}_{1,1}^{(n)}$ (the first dimension of $\hat{\theta}_1^{(n)}$) varies significantly even with 100,000 individuals in each replication trial. Furthermore, the non-replicability does not improve substantially by increasing the sample size 10-fold to 1,000,000 individuals. Furthermore, we can prove that in this simple case even as $n \rightarrow \infty$, a constant fraction of replication trials will have $\hat{\theta}_{1,1}^{(n)} \geq \delta > 0$ and another constant fraction will have $\hat{\theta}_{1,1}^{(T)} \leq -\delta < 0$ for some $\delta > 0$ (see Proposition 3.2 for details).

PROPOSITION 3.2 (Non-Replicability under Misspecified Linear Bandit). *Under the contextual ϵ -greedy algorithm (for any $\epsilon < 0.5$) in the environment described above, $\hat{\theta}^{(n)}$ defined in (8) (with the misspecified featurization ϕ) does not converge in probability to a constant as $n \rightarrow \infty$.*

Additionally, there exists a $\delta > 0$ for which $\lim_{n \rightarrow \infty} \mathbb{P}^{(n)}(\hat{\theta}_{1,1}^{(n)} > \delta) > 0$ and $\lim_{n \rightarrow \infty} \mathbb{P}^{(n)}(\hat{\theta}_{1,1}^{(n)} < -\delta) > 0$. We characterize the limiting distribution of $\hat{\theta}^{(n)}$ in Appendix A.2.

4. REPLICABLE BANDITS

It turns out the nonreplicable statistical analyses examples we presented in the previous section are fundamentally due to the nonreplicability of the bandit algorithms used to make treatment decisions (see the end of Section 3.1 for a discussion of the intuition behind this). In this section we show that if the bandit algorithm itself satisfies certain “replicability” properties, then a variety of statistical analyses after the experiment are ensured to be

replicable. In other words, if the bandit algorithm is replicable then the nonreplicable statistical analyses phenomena from the previous section will no longer occur. These observations lead to a variety of open questions regarding how to design bandit algorithms with replicability in mind, which we list in Section 6.

4.1 Definition

Informally, we say that a bandit algorithm is replicable if across repetitions of the trial, the learned policies become close in expectation as the sample size, n increases. Below, for any real-valued function of $x \in \mathcal{X}, a \in \mathcal{A}$ we use the notation $\|f\|_\infty \triangleq \sup_{x \in \mathcal{X}, a \in \mathcal{A}} |f(x, a)|$.

DEFINITION 1 (Replicable Bandit Algorithm). *Let $\mathcal{H}_{1:n,T}$ and $\tilde{\mathcal{H}}_{1:n,T}$ be histories associated with independent replications of a trial. A bandit algorithm is replicable if it uses a policy function class $\{\pi(\cdot; \beta)\}_{\beta \in \mathbb{R}^{d_\beta}}$ such that each $t \in [1: T-1]$*

$$(11) \quad \sup_{P \in \mathcal{P}} \mathbb{E}_P^{(n)} \left[\left\| \pi(\cdot; \hat{\beta}_t^{(n)}) - \pi(\cdot; \tilde{\beta}_t^{(n)}) \right\|_\infty \right] \rightarrow 0,$$

as $n \rightarrow \infty$. Above $\hat{\beta}_t^{(n)} = g_t(\mathcal{H}_{1:n,t-1})$ and $\tilde{\beta}_t^{(n)} = g_{t-1}(\tilde{\mathcal{H}}_{1:n,t-1})$ are algorithm statistics formed using a known function g_t . Also, above $\mathbb{E}_P^{(n)}$ averages over both the draw of the potential outcomes from P and any randomness in the policies.

Note in (11) we index $\mathbb{E}_P^{(n)}$ by P and take a supremum over $P \in \mathcal{P}$, where recall P is the distribution from (3) which generates individual’s potential outcomes. Taking the supremum over the class of potential outcome distributions \mathcal{P} ensures that the bandit algorithm is replicable uniformly across a set of distributions, including the worst cases in this set. This uniform convergence will be necessary to ensure that our post-trial estimators $\hat{\theta}^{(n)}$ also converge uniformly over a class of distributions. Note it has been shown in previous literature, if an estimator (or the error of an estimator) fails to converge uniformly, asymptotic approximations can be poor [47, 66, 68, 91].

Example Bandit Algorithms that Do Not Satisfy Replicability. As we saw in the non-replicability examples in Section 3, ϵ -greedy and Thompson sampling [37, 70] fail to satisfy (11). Many common bandit algorithms fail to satisfy the replicable algorithm condition when there is no unique optimal action (or the difference between the best action and the second best is close to zero or decreasing). The non-replicability is related to taking discontinuous functions (e.g., argmax) of the data to form the policy [50, 91]. This problem also occurs if the function used to form the policy is smooth but approach a discontinuous function in the limit, e.g., a softmax function with a temperature that goes to zero as n grows.

Note that discontinuous / non-smooth functions of data are problematic for asymptotic approximations in many areas of statistics [43, 44, 47, 66].

While the non-replicability of the bandit algorithm does not lead to inferential nonreplicability when the post-trial inferential model is correctly specified [92, 93], once there is potential misspecification in the inferential model and/or bandit algorithm, nonreplicability issues can become a severe problem.

Example Bandit Algorithms that Generally Satisfy Replicability We now discuss examples of bandit algorithms that do satisfy Definition 1:

- Boltzmann sampling (or softmax exploration) [75, Chpt 2.8] is a type of bandit algorithm that effectively is a “softmax” version of the ϵ -greedy (See Section 5 for more details). Boltzmann sampling with (with temperature parameter that does not go to zero as T increases) satisfies the bandit replicability definition and this type of algorithm has been used in several digital health trials [46, 88].
- Many of the covariate adaptive randomization algorithms from the adaptive clinical trial literature also satisfy (11) [4, 32, 67, 94]. These algorithms are designed to trade-off the power of a post-trial primary analysis with within-trial reward maximization. To increase the power of the post-trial analyses, these algorithms typically explore more than common bandit algorithms (e.g., they form treatment propensities that do not approach 0 or 1).
- Several recent digital health intervention trials (including Oralytics) [24, 55, 79] use a modified version of Thompson Sampling that ensures replicability of the algorithm in the sense of (11).

4.1.1 Relationship to Existing Definitions of Replicable Decision-Making In the literature on replicable bandits and reinforcement learning, there other definitions of replicability. [16] and [38] define a reinforcement learning algorithm as replicable if it learns the *same* policy with high probability across repetitions. Formally, this means for some ρ_n that converges to 1 at some rate,

$$(12) \quad \mathbb{P} \left(\left\| \pi_t(\cdot; \mathcal{H}_{1:n,t-1}, \xi) - \pi_t(\cdot; \tilde{\mathcal{H}}_{1:n,t-1}, \xi) \right\|_\infty = 0 \right) \geq \rho_n.$$

Above the policy also depends on noise ξ , which is independent of $\mathcal{H}_{1:n,t-1}$, which allows for randomness in how the policy is formed. Note that they explicitly assume that the random noise ξ is the same across replicated trials. Our definition differs in that we allow for policies formed to be close but not equal with high probability. Additionally, the above formulation does not consider replicability that is uniform over the data generating distribution $P \in \mathcal{P}$, i.e., for worst case data generating distributions.

Finally, we also assume the bandit algorithm’s policies are replicable in expectation, not just in probability; we use the replicability in expectation property to prove that our population-deployed estimands, e.g., (4), are well-defined (see Proposition 1).

A different work on replicable bandits aims to ensure that the entire sequence of actions taken by the bandit algorithm across replications is the same with high probability [18]. However, their formulation holds any internal randomness in the algorithm (e.g., stochastic selection of actions) constant across replications—so the randomness is only due to differences in the draw of potential outcomes. This essentially means that their definition of replicability only encompasses the case in which replications are forced to use the same initial random seed.

Finally, [61] define a notation of replicability of a decision-making rule with respect to a particular utility function, e.g., total expected reward. Their formulation of replicability allows for variation in the decision-making rule as long as it maximizes the utility function of interest. In contrast, we require a much stronger notion of replicability of the decision-making algorithm; our definition of replicability will allow replicability of estimators for a variety of quantities, rather than a single pre-specified utility function.

4.2 Consistency under Replicability

In this section, we discuss estimating a population-deployed loss minimizer $\theta^*(P)$ that solves:

$$(13) \quad 0 = \lim_{n \rightarrow \infty} \mathbb{E}_P^{(n)} \left[\dot{\ell}_\theta(\mathcal{H}_{i,T}) \right] \Big|_{\theta = \theta^*(P)},$$

for some least squares criterion

$$\ell_\theta(\mathcal{H}_{i,T}) = \sum_{t=1}^T \left\{ \mathcal{Y}_{i,t} - \phi(X_{i,t}, A_{i,t}, \mathcal{H}_{i,t-1})^\top \theta \right\}^2.$$

Above, we use $\mathcal{Y}_{i,t} \triangleq m(Y_{i,t}) \in \mathbb{R}$, where m is a known mapping that takes $Y_{i,t}$ and outputs a scalar (e.g., m could output a dimension of the vector $Y_{i,t}$). Above, $\dot{\ell}_\theta$ is the derivative of ℓ_θ with respect to θ and ϕ is a feature mapping function with $\|\phi\|_\infty < \infty$. We formalize that the limit in (13) exists in Proposition 1.

We consider an empirical loss minimizer $\hat{\theta}^{(n)}$ that solves

$$(14) \quad 0 = \frac{1}{n} \sum_{i=1}^n \dot{\ell}_\theta(\mathcal{H}_{i,T}) \Big|_{\theta = \hat{\theta}^{(n)}}.$$

We show that this estimator is consistent for θ^* . Formally, we show that for each $\epsilon > 0$,

$$(15) \quad \lim_{n \rightarrow \infty} \sup_{P \in \mathcal{P}} \mathbb{P}_P^{(n)} \left(\left\| \hat{\theta}^{(n)} - \theta^*(P) \right\|_2 > \epsilon \right) = 0.$$

We now discuss the assumptions we use to ensure (15). The first, Assumption 1 helps ensure that θ^* from (13) is

well-defined (see Proposition 1). Specifically, we assume there exists a population-deployed policy. This is the *expected* policy that would be learned in on average across trial replications as the number of individuals in each trial $n \rightarrow \infty$. Note that Assumption 1 below is very mild and holds even for bandit algorithms that are not replicable in the sense of Definition 1. This assumption rules out edge-case bandit algorithms that may continually oscillate, e.g., switch between two different policies indefinitely depending on whether n is even or odd.

ASSUMPTION 1 (Population-Deployed Policies). *For each $t \in [2: T]$, there exists a policy π_t^* that may depend on $P \in \mathcal{P}$ such that for each $a \in \mathcal{A}$ and $x \in \mathcal{X}$,*

$$(16) \quad \lim_{n \rightarrow \infty} \sup_{P \in \mathcal{P}} \left\| \mathbb{E}_P^{(n)} [\pi(\cdot; \hat{\beta}_t^{(n)})] - \pi_t^*(\cdot; P) \right\|_{\infty} = 0.$$

Assumption 2 below concerns the second derivative of the population loss minimization criterion: $\ddot{\ell}_{\theta}(\mathcal{H}_{i,T}) \triangleq \phi(X_{i,t}, A_{i,t}, \mathcal{H}_{i,t-1}) \phi(X_{i,t}, A_{i,t}, \mathcal{H}_{i,t-1})^{\top}$. We assume that its expectation is invertible.

ASSUMPTION 2 (Invertible). *For some $\lambda > 0$ and all sufficiently large n , the minimum eigenvalue of the following matrix is bounded above λ for each $P \in \mathcal{P}$:*

$$\mathbb{E}_P^{(n)} \left[\phi(X_{i,t}, A_{i,t}, \mathcal{H}_{i,t-1}) \phi(X_{i,t}, A_{i,t}, \mathcal{H}_{i,t-1})^{\top} \right].$$

Assumption 3 below ensures that the outcomes $Y_{i,t}$ have bounded fourth moments under any action sequence.

ASSUMPTION 3 (Moments). *For each $P \in \mathcal{P}$, there exists a random variable Y such that*

$$(17) \quad \max_{a_{1:T} \in \mathcal{A}^{1:T}} \sum_{t=1}^T |\mathcal{Y}_{i,t}(a_{1:t})| \leq Y, \quad P\text{-almost surely}$$

and $\mathbb{E}_P [|\mathcal{Y}|^4] < c_Y$ for a constant $c_Y < \infty$ that does not depend on P .

Proposition 1 below ensures that the solution $\theta^*(P)$ from (11) is well-defined and unique (see Appendix B.2).

PROPOSITION 1 ($\theta^*(P)$ is Well-Defined). *Suppose a bandit algorithm is replicable, i.e., satisfies (11). If Assumptions 1-3 hold, then for each $P \in \mathcal{P}$ there is a unique $\theta^*(P)$ that solves (13).*

Before we state our consistency result for $\hat{\theta}^{(n)}$ we introduce a final assumption that concerns the rate at which the bandit algorithm explores or randomizes treatments. We now define what we mean for an algorithm to have an exploration rate of $\{\pi_{\min}^{(n)}\}_{n \geq 1}$.

DEFINITION 2 (Exploration Rate). *We say that a bandit algorithm has an exploration rate of $\{\pi_{\min}^{(n)}\}_{n \geq 1}$ for a positive monotonically decreasing sequence if for any covariates $x_{1:T} \in \mathcal{X}^T$ and actions $a_{1:T} \in \mathcal{A}^T$,*

$$\prod_{t=1}^T \pi_t(x, a; \mathcal{H}_{1:n,t-1}) \geq \pi_{\min}^{(n)} \quad P\text{-almost surely,}$$

for each t, n and $P \in \mathcal{P}$.

Note that many digital health clinical trials use an exploration rate of $\pi_{\min}^{(n)} = \pi_{\min}$ for a constant $\pi_{\min} > 0$ in order to ensure sufficient power of a primary analyses [6, 22, 48, 55, 88]. Our consistency results will only require that $\lim_{n \rightarrow \infty} \pi_{\min}^{(n)} n^{1/4} \rightarrow \infty$.

THEOREM 4.1 (Consistency). *Suppose a bandit algorithm is replicable, i.e., satisfies (11), and has an exploration rate $\{\pi_{\min}^{(n)}\}_{n \geq 1}$ such that $\lim_{n \rightarrow \infty} \pi_{\min}^{(n)} n^{1/4} \rightarrow \infty$. If Assumptions 1-3 hold, then $\hat{\theta}^{(n)}$ converges in probability to $\theta^*(P)$ uniformly over P , i.e., (15) holds.*

The above theorem ensures that the estimator $\hat{\theta}^{(n)}$ is replicable. See Appendix B.3 for the proof.

4.3 Asymptotic Normality

In this section we discuss when the estimator $\hat{\theta}^{(n)}$ is asymptotically normal uniformly over $P \in \mathcal{P}$:

$$(18) \quad \sqrt{n}(\hat{\theta}^{(n)} - \theta^*) \xrightarrow{D} \mathcal{N}\left(0, \ddot{L}_P^{-1} \Sigma_P \ddot{L}_P^{-1}\right).$$

The limiting variance $\ddot{L}_P^{-1} \Sigma_P \ddot{L}_P^{-1}$ from (18) is called the “adaptive” sandwich variance estimator [93]. This is because it is an adjustment of the standard sandwich variance estimator [81, Chpt 5.3]. We specify the formulas for the terms Σ_P and \ddot{L}_P in the limiting covariance matrix in Appendix B.6.1. Note that the ideas in much of the following results are based on [93].

We introduce two additional assumptions on the bandit algorithm that we use to prove the asymptotic normality result in (18). The first is that the policy function $\pi_t(\cdot; \beta_{t-1})$ is differentiable with respect to β_{t-1} .

ASSUMPTION 4 (Differentiable Policies). *For each $t \in [2: T]$, the function $\pi(\cdot; \beta)$ is differentiable with respect to β , i.e., there exists a function $\dot{\pi}_t: \mathcal{X} \times \mathcal{A} \rightarrow \mathbb{R}^{d_{\beta}}$ such that for each $\beta \in \mathbb{R}^{d_{\beta}}$, $x \in \mathcal{X}$, $a \in \mathcal{A}$,*

$$\lim_{h \rightarrow 0} \frac{\|\pi(x, a; \beta + h) - \pi(x, a; \beta) - \dot{\pi}_t(x, a; \beta)h\|_2}{\|h\|_2} = 0.$$

Also for each $\beta \in \mathbb{R}^{d_{\beta}}$, $\|\dot{\pi}(\cdot; \beta)\|_{\infty} < \infty$.

The final assumption is that the vector of algorithm statistics $\hat{\beta}_{1:T-1}^{(n)} = (\hat{\beta}_1^{(n)}, \hat{\beta}_2^{(n)}, \dots, \hat{\beta}_{T-1}^{(n)})$ converges to

some fixed vector $\beta_{1:T}^* = (\beta_1^*, \beta_2^*, \dots, \beta_{T-1}^*)$, that may depend on P . Moreover, $\hat{\beta}_{1:T-1}^{(n)}$ is asymptotically linear [80, Chpt 3]. This assumption is relatively straightforwardly satisfied if $\hat{\beta}_t^{(n)}$ is the parameter in a linear model. See [93] for the general sufficient conditions for bandit algorithms to satisfy Assumption 5.

ASSUMPTION 5 (Asymptotic Linearity).

$$\begin{aligned} & \frac{1}{\sqrt{n}} \sum_{i=1}^n \frac{\prod_{t=2}^T \pi_t^*(X_{i,t}, A_{i,t}; P)}{\prod_{t=2}^T \hat{\pi}_t(X_{i,t}, A_{i,t})} \psi_{\beta_{1:T-1}^*}(\mathcal{H}_{1:n, T-1}) \\ &= \sqrt{n} \left(\hat{\beta}_{1:T-1}^{(n)} - \beta_{1:T-1}^* \right) + o_P(1) = O_P(1), \end{aligned}$$

uniformly over $P \in \mathcal{P}$. Policies $\{\pi_t^*\}_{t=2}^T$ were defined in Assumption 1. We also assume that $\sup_{P \in \mathcal{P}} \mathbb{E}_{P, \pi^*} [\|\psi_{\beta_{1:T-1}^*}(\mathcal{H}_{i, T-1})\|_2^4] < \infty$.

THEOREM 4.2 (Asymptotic Normality). *Suppose a bandit algorithm is replicable, i.e., satisfies (11), and has a constant exploration rate $\{\pi_{\min}^{(n)}\}_{n \geq 1}$ where $\pi_{\min}^{(n)} = \pi_{\min}$ for a constant $\pi_{\min} > 0$. Under Assumptions 1-5, $\sqrt{n}(\hat{\theta}^{(n)} - \theta^*)$ is asymptotically normal uniformly over $P \in \mathcal{P}$, i.e., (18) holds.*

See Appendix B.6 for the proof of the Theorem.

5. SIMULATIONS

In this section we examine replicability experimentally in a synthetic environment and an environment based on Oralytics [55, 79] (see Example 2.1). In both these settings we are interested in the contrast in the average outcome under the population-deployed policy versus under a baseline algorithm, akin to (4). For simplicity, we focus on inferring first term in this difference:

$$\theta^* = \lim_{n \rightarrow \infty} \mathbb{E}^{(n)} \left[\frac{1}{T} \sum_{t=1}^T \mathcal{Y}_{i,t} \right].$$

We estimate θ^* above with the empirical average outcome:

$$\hat{\theta}^{(n)} = \frac{1}{n} \sum_{i=1}^n \frac{1}{T} \sum_{t=1}^T \mathcal{Y}_{i,t}.$$

In each of our two experimental settings, we have binary actions ($\mathcal{A} = \{0, 1\}$) and we consider both a Boltzmann sampling [46, 88] and an ϵ -greedy contextual bandit algorithm. Note that these two contextual bandit algorithms use the same algorithm statistics $\hat{\beta}_t^{(n)}$ and only differ in how they form the action selection probabilities. Specifically, $\hat{\beta}_t^{(n)}$ is the minimizer of a least squares criterion with a ridge regularization:

$$[\hat{\beta}_{t,0}^{(n)}, \hat{\beta}_{t,1}^{(n)}] = \operatorname{argmin}_{\beta_0, \beta_1} \frac{1}{n} \sum_{i=1}^n \tilde{\ell}_{(\beta_0, \beta_1)}(\mathcal{H}_{i,t}),$$

where $\tilde{\ell}_{t,(\beta_0, \beta_1)}(\mathcal{H}_{i,t}) = \sum_{t'=1}^t \{R(Y_{i,t'}) - \phi(X_{i,t'})^\top \beta_0 - A_{i,t'} \phi(X_{i,t'})^\top \beta_1\}^2 + \lambda \|\beta_0\|_2^2 + \lambda \|\beta_1\|_2^2$.

ϵ -greedy forms probabilities using the formula from (10) with $\epsilon = 2 \cdot \pi_{\min}$, for a constant exploration rate π_{\min} . In contrast Boltzmann, forms treatment probabilities using a softmax:

$$(19) \quad \mathbb{P}(A_{i,t} = a \mid \hat{\beta}_{t-1}^{(n)}, X_{i,t}) = \pi_{\min} + \frac{1 - 2 \cdot \pi_{\min}}{1 + \exp(-s \cdot \phi(X_{i,t})^\top \hat{\beta}_{t-1}^{(n)})}.$$

Above π_{\min} is used to change the asymptotes of the softmax to π_{\min} and $1 - \pi_{\min}$. The hyperparameter s changes the steepness or “temperature” of the softmax. See further details on the algorithms in Appendix C.

Note that Boltzmann sampling satisfies our replicable bandit definition, i.e., (11), and ϵ -greedy does not. As a result, we find in our simulations that ϵ -greedy can fail to be replicable in some environments, while Boltzmann sampling is consistently replicable across various environments.

5.1 Synthetic Simulations

5.1.1 Simulation Environment We consider the synthetic simulation environment that was used in [93]. In this environment, the mean reward is dependent on the recent “dosage”, i.e., an exponentially discounted average of the number of previous treatments. In other words, in this setting the sequence of previous treatments can impact individual’s future responsiveness. Specifically, the outcome of interest $\mathcal{Y}_{i,t} = Y_{i,t}$ where

$$(20) \quad Y_{i,t} = \alpha_0 + \alpha_1 \frac{1}{c_\gamma} \sum_{t'=1}^{t-1} \gamma^{t-1-t'} A_{i,t'} + \alpha_2 A_{i,t} + \epsilon_{i,t}.$$

Above, we use $\gamma = 0.95$ and use $c_\gamma = 1/(1 - \gamma)$ to normalize the exponentially discounted sum to be in the range $[0, 1]$. The errors $\epsilon_{i,t}$ are correlated across t for each individual i . See Appendix C.1 for more details.

In this setting, the reward $R(Y_{i,t}) = Y_{i,t}$ and the covariates are simply the previous decision time’s rewards, i.e., $X_{i,t} = R(Y_{i,t-1})$. The Boltzmann sampling and epsilon greedy algorithms use the featurization $\phi(X_{i,t}) = [1, R(Y_{i,t})]$. Throughout we use $T = 50$ and vary the number of individuals in the trial n . Note that under baseline algorithm π^{baseline} which selects $\mathbb{P}(A_{i,t} = 1 \mid \mathcal{H}_{1:n, t-1}) = 0.5$, the average expected reward is $\mathbb{E}_{\pi^{\text{baseline}}} \left[\frac{1}{T} \sum_{t=1}^T Y_{i,t} \right] = 0.0492$.

5.1.2 Results As seen in Table 1, the average reward under Boltzmann sampling (0.213) and ϵ -greedy (0.46) both greatly exceed the average reward under the baseline algorithm (0.0492). The average reward under Boltzmann sampling is less than that under ϵ -greedy. However, under the replicable Boltzmann sampling algorithm, we can

TABLE 1

Synthetic simulation results. We average over 1000 Monte Carlo repetitions. We use (AS) to refer to variances estimated using the adaptive sandwich variance estimator from (18). We use (S) to refer to variances estimated using the standard sandwich variance estimator.

$n = 100$	Boltzmann	ϵ -Greedy
Expected $\hat{\theta}^{(n)}$	0.212	0.43
Empirical $\hat{\theta}^{(n)}$ Variance	0.00115	0.0087
Estimated $\hat{\theta}^{(n)}$ Variance (AS)	0.00153	N/A
Estimated $\hat{\theta}^{(n)}$ Variance (S)	0.000113	0.00110
Coverage (95% Interval, AS)	97.7%	N/A
Coverage (95% Interval, S)	95.0%	61.1%

$n = 1000$	Boltzmann	ϵ -Greedy
Expected $\hat{\theta}^{(n)}$	0.213	0.46
Empirical $\hat{\theta}^{(n)}$ Variance	0.000125	0.00177
Estimated $\hat{\theta}^{(n)}$ Variance (AS)	0.000128	N/A
Estimated $\hat{\theta}^{(n)}$ Variance (S)	0.000113	0.00011
Coverage (95% Interval, AS)	95.5%	N/A
Coverage (95% Interval, S)	93.8%	23.1%

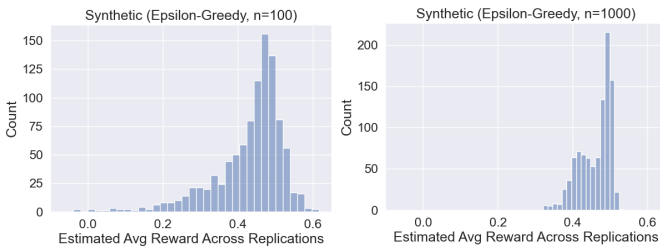


FIG 4. **Average reward estimator $\hat{\theta}^{(n)}$ across replications under ϵ -greedy in synthetic environment.** We consider $n = 100$ (left) and $n = 1000$ (right). Results are across 1000 trial replications.

construct accurate confidence intervals for the average reward, which is not the case in our simulations under the non-replicable ϵ -greedy algorithm.

We construct confidence intervals for the average reward using a normal approximation with an estimator of the adaptive sandwich limiting variance from (18) (denoted AS). We also compare to the standard sandwich variance estimator (denoted S). Under ϵ -greedy, the distribution of the average reward estimator is far from normally distributed (see Figure 4). Moreover in this setting under ϵ -greedy, the naive standard sandwich variance estimator, severely underestimates the true variance. In fact, for $n = 1000$ under ϵ -greedy, the standard variance estimator underestimates the true variance by a factor of 10! Also, naively using a normal approximation with such a variance estimator leads to confidence intervals that severely undercover (e.g., a confidence interval designed to cover 95% of the time only has an empirical coverage of 61.1% for $n = 100$ and 23.1% for a $n = 1000$).

5.2 Oralytics Simulations

Recall that Oralitics is a series of oral health clinical trials that each use a contextual bandit algorithm to personalize the delivery of intervention prompts encouraging oral self-care behaviors for individuals at-risk for dental disease. For each individual, the Oralitics algorithm makes decisions every day at 2 decision points (i.e., once in the morning and once in the evening). The action space is binary represents sending an intervention prompt ($A_{i,t} = 1$) or not ($A_{i,t} = 0$). In the upcoming Oralitics trial [55], individual are each in the trial for 10 weeks, which means a total of $T = 140$ decision times. We use $n = 100$ in our simulations.

5.2.1 Simulation Environment To build the simulation environment, we use data from the pilot phase of the Oralitics study.⁴ The pilot phase ran in spring 2023 for 35 days. All individuals were recruited and started the study at the same time (no incremental recruitment). For each individual in the pilot study, we fit an outcome model, which is used to simulate rewards. To make the simulation environment more realistic, we also modeled negative delayed effects of actions and individual app opening behavior. See Appendix C.2.1 for full details.

In Oralitics, a variety of brushing outcomes are collected passively via blue-tooth enabled toothbrushes. These include $B_{i,t}$ the number of seconds the individual brushes and $P_{i,t}$ the number of seconds the user brushed with too much pressure following the t^{th} decision time. Brushing quality is the true behavioral outcome that the scientific team aims to improve for each individual to achieve long-term oral health. Our working definition of brushing quality is the number of seconds the individual brushes total minus the number of seconds of over-pressure brushing:

$$(21) \quad \mathcal{Y}_{i,t} = \max(180, B_{i,t} - P_{i,t})$$

Note above that we truncate by 180 to avoid optimizing for over-brushing.

Although the main outcome of interest $\mathcal{Y}_{i,t}$ is the brushing quality, the reward is a design choice that can be modified in order to improve the algorithm’s learning. In Oralitics we use $R(Y_{i,t}) = \mathcal{Y}_{i,t} - C_{i,t}$, where $C_{i,t}$ is a cost term that represents a crude approximation of the delayed effects of actions on future contexts and rewards. This allows us to approximate a full reinforcement learning algorithm with a contextual bandit algorithm. For more details on the reward design see Appendix C.2.2 and Trella et al. [78]. The featurization used by the contextual bandit algorithms, $\phi(X_{i,t}) \in \mathbb{R}^5$, consists of an intercept, time of day (morning vs. evening), brush times over the past week, “dosage” (i.e., number of prompts sent) in the past week, and a prior day app engagement indicator.

⁴Oralitics pilot data is publicly accessible in GitHub [here](#).

TABLE 2

Oralytics simulations. We average over 1000 Monte Carlo repetitions. We use (AS) to refer to variances estimated using the adaptive sandwich variance estimator from (18). We use (S) to refer to variances estimated using the standard sandwich variance estimator.

	Boltzmann	ϵ -Greedy
Expected $\hat{\theta}^{(n)}$	93.96	94.1
Empirical $\hat{\theta}^{(n)}$ Variance	8.2	8.5
Estimated $\hat{\theta}^{(n)}$ Variance (AS)	8.17	N/A
Estimated $\hat{\theta}^{(n)}$ Variance (S)	7.89	8.30
Coverage (95% Interval, AS)	94.8%	N/A
Coverage (95% Interval, S)	94.2%	95.1%

5.2.2 Results As seen in Table 2, the expected reward under Boltzmann sampling and ϵ -greedy in the Oralytics environment is very comparable. Similar to the synthetic simulation setting, we find that under Boltzmann sampling, using a normal approximation for $\hat{\theta}^{(n)}$ with the adaptive sandwich variance estimator of the limiting variance leads to accurate confidence intervals. However, in contrast to the synthetic simulation setting, we find that under ϵ -greedy the naive approach of using a normal approximation for $\hat{\theta}^{(n)}$ and estimating the limiting variance using the standard sandwich variance estimators empirically works well in this setting.

We can interpret these results as supporting the idea that Boltzmann sampling can better ensure inferential replicability across a variety of possible data generating environments $P \in \mathcal{P}$, while the inferential replicability under ϵ -greedy may depend on properties of the environment itself, that may not be known apriori to deploying the algorithm.

6. DISCUSSION AND OPEN QUESTIONS

In this work we connect inferential replicability to replicability of the underlying bandit algorithm used to make treatment decisions. We show that in a variety of misspecified environments (non-stationary and misspecified reward model), when common bandit algorithms are used to assign treatments, standard estimators can be inconsistent and thus non-replicable across trials. We discuss how this non-replicability relates to the non-replicability of the underlying policies formed by the bandit algorithm across trials. We then provide a definition of what it means for a bandit algorithm to be replicable. We prove that under replicable bandit algorithms, a variety of standard estimators are consistent and asymptotically normal.

There are several open questions given this work, which we summarize below:

Replicability and Regret Minimization: What are the consequences of ensuring replicability of the bandit algorithm on regret [37]? Is it possible to ensure that a bandit

algorithm is both replicable and minimizes regret optimally? We found in our experiments in Section 5.1 that the algorithm that was not replicable lead had higher rewards than an algorithm that was replicable. What about algorithms that are designed to optimally balance regret minimization and the power of a post-trial primary analysis [17, 32, 42, 64, 73]?

Replicability and Robustness: Several papers have found that algorithms that minimize regret aggressively can be less robust to model misspecification [19, 20, 85]. Could there be a relationship between replicability and ensuring the algorithm minimizes regret robustly across many environments?

SUPPLEMENTARY MATERIAL

Appendix A: Proofs for Section 3

This appendix contains the proofs for the results in Section 3 (Two Examples of Non-Replicability).

Appendix B: Proofs for Section 4

This appendix contains the proofs for the results in Section 4 (Replicable Bandits).

Appendix C: Additional Simulation Details

This appendix contains additional details on the simulation results from Section 5.

REFERENCES

- [1] Nele Albers, Mark A Neerinx, and Willem-Paul Brinkman. Addressing people’s current and future states in a reinforcement learning algorithm for persuading to quit smoking and to be physically active. *Plos one*, 17(12):e0277295, 2022.
- [2] Saki Amagai, Sarah Pila, Aaron J Kaat, Cindy J Nowinski, and Richard C Gershon. Challenges in participant engagement and retention using mobile health apps: literature review. *Journal of medical Internet research*, 24(4):e35120, 2022.
- [3] Susan Athey, Katy Bergstrom, Vitor Hadad, Julian C Jamison, Berk Özler, Luca Parisotto, and Julius Dohbit Sama. Can personalized digital counseling improve consumer search for modern contraceptive methods? *Science Advances*, 9(40):eadg4420, 2023.
- [4] Anthony Atkinson. Adaptive biased-coin designs for clinical trials with several treatments. *Discussiones Mathematicae Probability and Statistics*, 24(1):85–108, 2004.
- [5] Anthony C Atkinson and Atanu Biswas. Optimal response and covariate-adaptive biased-coin designs for clinical trials with continuous multivariate or longitudinal responses. *Computational statistics & data analysis*, 113:297–310, 2017.
- [6] Samuel L Battalio, David E Conroy, Walter Dempsey, Peng Liao, Marianne Menictas, Susan Murphy, Inbal Nahum-Shani, Tianchen Qian, Santosh Kumar, and Bonnie Spring. Sense2stop: a micro-randomized trial using wearable sensors to optimize a just-in-time-adaptive stress management intervention for smoking relapse prevention. *Contemporary Clinical Trials*, 109:106534, 2021.
- [7] Miranda L Beltzer, Mawulolo K Ameko, Katharine E Daniel, Alexander R Daros, Mehdi Boukhechba, Laura E Barnes, and

- Bethany A Teachman. Building an emotion regulation recommender algorithm for socially anxious individuals using contextual bandits. *British Journal of Clinical Psychology*, 61:51–72, 2022.
- [8] Donald A Berry. Adaptive clinical trials in oncology. *Nature reviews Clinical oncology*, 9(4):199–207, 2012.
- [9] Aurélien Bibaut and Nathan Kallus. Demystifying inference after adaptive experiments. *arXiv preprint arXiv:2405.01281*, 2024.
- [10] Aurélien Bibaut, Maria Dimakopoulou, Nathan Kallus, Antoine Chambaz, and Mark van Der Laan. Post-contextual-bandit inference. *Advances in neural information processing systems*, 34:28548–28559, 2021.
- [11] Audrey Boruvka, Daniel Almirall, Katie Witkiewitz, and Susan A Murphy. Assessing time-varying causal effect moderation in mobile health. *Journal of the American Statistical Association*, 113(523):1112–1121, 2018.
- [12] Shein-Chung Chow and Mark Chang. Adaptive design methods in clinical trials—a review. *Orphanet journal of rare diseases*, 3:1–13, 2008.
- [13] Shein-Chung Chow and Fuyu Song. Adaptive clinical trial design. *Quantitative Methods for HIV/AIDS Research*, pages 41–62, 2017.
- [14] Shein-Chung Chow, Mark Chang, and Annpey Pong. Statistical consideration of adaptive methods in clinical development. *Journal of biopharmaceutical statistics*, 15(4):575–591, 2005.
- [15] Yash Deshpande, Lester Mackey, Vasilis Syrgkanis, and Matt Taddy. Accurate inference for adaptive linear models. In Jennifer Dy and Andreas Krause, editors, *Proceedings of the 35th International Conference on Machine Learning*, volume 80 of *Proceedings of Machine Learning Research*, pages 1194–1203, Stockholm, Sweden, 10–15 Jul 2018. PMLR.
- [16] Eric Eaton, Marcel Hussing, Michael Kearns, and Jessica Sorrell. Replicable reinforcement learning. *Advances in Neural Information Processing Systems*, 36, 2024.
- [17] Akram Erraqabi, Alessandro Lazaric, Michal Valko, Emma Brunskill, and Yun-En Liu. Trading off rewards and errors in multi-armed bandits. In *Artificial Intelligence and Statistics*, pages 709–717. PMLR, 2017.
- [18] Hossein Esfandiari, Alkis Kalavasis, Amin Karbasi, Andreas Krause, Vahab Mirrokni, and Grigoris Velegkas. Replicable bandits. *arXiv preprint arXiv:2210.01898*, 2022.
- [19] Benjamin Eysenbach and Sergey Levine. Maximum entropy rl (provably) solves some robust rl problems. *arXiv preprint arXiv:2103.06257*, 2021.
- [20] Lin Fan and Peter W Glynn. The fragility of optimized bandit algorithms. *arXiv preprint arXiv:2109.13595*, 2021.
- [21] Jamie M Faro, Jinying Chen, Julie Flahive, Catherine S Nagawa, Elizabeth A Orvek, Thomas K Houston, Jeroan J Allison, Sharina D Person, Bridget M Smith, Amanda C Blok, et al. Effect of a machine learning recommender system and viral peer marketing intervention on smoking cessation: a randomized clinical trial. *JAMA network open*, 6(1):e2250665–e2250665, 2023.
- [22] Caroline A Figueroa, Adrian Aguilera, Bibhas Chakraborty, Arghavan Modiri, Jai Aggarwal, Nina Deliu, Urmimala Sarkar, Joseph Jay Williams, and Courtney R Lyles. Adaptive learning algorithms to optimize mobile applications for behavioral health: guidelines for design decisions. *Journal of the American Medical Informatics Association*, 28(6):1225–1234, 2021.
- [23] Evan M Forman, Stephanie P Goldstein, Rebecca J Crochiere, Meghan L Butryn, Adrienne S Juarascio, Fengqing Zhang, and Gary D Foster. Randomized controlled trial of ontrack, a just-in-time adaptive intervention designed to enhance weight loss. *Translational behavioral medicine*, 9(6):989–1001, 2019.
- [24] Susobhan Ghosh, Yongyi Guo, Pei-Yao Hung, Lara Coughlin, Erin Bonar, Inbal Nahum-Shani, Maureen Walton, and Susan Murphy. rebandit: Random effects based online rl algorithm for reducing cannabis use. *arXiv preprint arXiv:2402.17739*, 2024.
- [25] Stephanie P Goldstein, J Graham Thomas, Gary D Foster, Gabrielle Turner-McGrievy, Meghan L Butryn, James D Herbert, Gerald J Martin, and Evan M Forman. Refining an algorithm-powered just-in-time adaptive weight control intervention: a randomized controlled trial evaluating model performance and behavioral outcomes. *Health informatics journal*, 26(4):2315–2331, 2020.
- [26] Steven N Goodman, Daniele Fanelli, and John PA Ioannidis. What does research reproducibility mean? *Science translational medicine*, 8(341):341ps12–341ps12, 2016.
- [27] Stewart Greenhill, Santu Rana, Sunil Gupta, Pratibha Vellanki, and Svetha Venkatesh. Bayesian optimization for adaptive experimental design: A review. *IEEE access*, 8:13937–13948, 2020.
- [28] Vitor Hadad, David A Hirshberg, Ruohan Zhan, Stefan Wager, and Susan Athey. Confidence intervals for policy evaluation in adaptive experiments. *Proceedings of the national academy of sciences*, 118(15):e2014602118, 2021.
- [29] Keisuke Hirano and Jack R Porter. Asymptotic representations for sequential decisions, adaptive experiments, and batched bandits. *arXiv preprint arXiv:2302.03117*, 2023.
- [30] Jesse Hoey, Pascal Poupart, Axel von Bertoldi, Tammy Craig, Craig Boutilier, and Alex Mihailidis. Automated handwashing assistance for persons with dementia using video and a partially observable markov decision process. *Computer Vision and Image Understanding*, 114(5):503–519, 2010.
- [31] Steven R Howard, Aaditya Ramdas, Jon McAuliffe, and Jasjeet Sekhon. Time-uniform, nonparametric, nonasymptotic confidence sequences. *Annals of Statistics*, 2021.
- [32] Feifang Hu and William F Rosenberger. *The theory of response-adaptive randomization in clinical trials*, volume 525. John Wiley & Sons, 2006.
- [33] Guido W Imbens and Donald B Rubin. *Causal inference in statistics, social, and biomedical sciences*. Cambridge University Press, 2015.
- [34] Russell Impagliazzo, Rex Lei, Toniann Pitassi, and Jessica Sorrell. Reproducibility in learning. In *Proceedings of the 54th Annual ACM SIGACT Symposium on Theory of Computing*, pages 818–831, 2022.
- [35] Neal Jeffries and Nancy L Geller. Longitudinal clinical trials with adaptive choice of follow-up time. *Biometrics*, 71(2):469–477, 2015.
- [36] Christopher Jennison and Bruce W Turnbull. *Group sequential methods with applications to clinical trials*. CRC Press, 1999.
- [37] Anand Kalvit and Assaf Zeevi. A closer look at the worst-case behavior of multi-armed bandit algorithms. *Advances in Neural Information Processing Systems*, 34:8807–8819, 2021.
- [38] Amin Karbasi, Grigoris Velegkas, Lin Yang, and Felix Zhou. Replicability in reinforcement learning. *Advances in Neural Information Processing Systems*, 36, 2024.
- [39] Koulik Khamaru, Yash Deshpande, Tor Lattimore, Lester Mackey, and Martin J Wainwright. Near-optimal inference in adaptive linear regression. *arXiv preprint arXiv:2107.02266*, 2021.
- [40] Owais Khan, Mohamed El Mistiri, Daniel E Rivera, César A Martin, and Eric Hekler. A kalman filter-based hybrid model predictive control algorithm for mixed logical dynamical systems: Application to optimized interventions for physical activity. In *2022 IEEE 61st Conference on Decision and Control (CDC)*, pages 2586–2593. IEEE, 2022.

- [41] Junpei Komiyama, Shinji Ito, Yuichi Yoshida, and Souta Koshino. Replicability is asymptotically free in multi-armed bandits. *arXiv preprint arXiv:2402.07391*, 2024.
- [42] Sanath Kumar Krishnamurthy, Ruohan Zhan, Susan Athey, and Emma Brunskill. Proportional response: Contextual bandits for simple and cumulative regret minimization. *Advances in Neural Information Processing Systems*, 36:30255–30266, 2023.
- [43] Eric B Laber and Susan A Murphy. Adaptive confidence intervals for the test error in classification. *Journal of the American Statistical Association*, 106(495):904–913, 2011.
- [44] Eric B Laber, Daniel J Lizotte, Min Qian, William E Pelham, and Susan A Murphy. Dynamic treatment regimes: Technical challenges and applications. *Electronic journal of statistics*, 8(1):1225, 2014.
- [45] Tor Lattimore and Csaba Szepesvári. *Bandit algorithms*. Cambridge University Press, 2020.
- [46] Julie C Lauffenburger, Elad Yom-Tov, Punam A Keller, Marie E McDonnell, Lily G Bessette, Constance P Fontanet, Ellen S Sears, Erin Kim, Kaitlin Hanken, J Joseph Buckley, et al. Reinforcement learning to improve non-adherence for diabetes treatments by optimising response and customising engagement (reinforce): study protocol of a pragmatic randomised trial. *BMJ open*, 11(12):e052091, 2021.
- [47] Hannes Leeb and Benedikt M Pötscher. Model selection and inference: Facts and fiction. *Econometric Theory*, pages 21–59, 2005.
- [48] Peng Liao, Kristjan Greenewald, Predrag Klasnja, and Susan Murphy. Personalized heartsteps: A reinforcement learning algorithm for optimizing physical activity. *Proceedings of the ACM on Interactive, Mobile, Wearable and Ubiquitous Technologies*, 4(1):1–22, 2020.
- [49] Xueqing Liu, Nina Deliu, Tanujit Chakraborty, Lauren Bell, and Bibhas Chakraborty. Thompson sampling for zero-inflated count outcomes with an application to the drink less mobile health study. *arXiv preprint arXiv:2311.14359*, 2023.
- [50] Alexander R Luedtke and Mark J Van Der Laan. Statistical inference for the mean outcome under a possibly non-unique optimal treatment strategy. *Annals of statistics*, 44(2):713, 2016.
- [51] Lucas Maystre, Daniel Russo, and Yu Zhao. Optimizing audio recommendations for the long-term: A reinforcement learning perspective. *arXiv preprint arXiv:2302.03561*, 2023.
- [52] Alex Mihailidis, Jennifer N Boger, Tammy Craig, and Jesse Hoey. The coach prompting system to assist older adults with dementia through handwashing: An efficacy study. *BMC geriatrics*, 8:1–18, 2008.
- [53] Yonatan Mintz, Anil Aswani, Philip Kaminsky, Elena Flowers, and Yoshimi Fukuoka. Nonstationary bandits with habituation and recovery dynamics. *Operations Research*, 68(5):1493–1516, 2020.
- [54] Yonatan Mintz, Anil Aswani, Philip Kaminsky, Elena Flowers, and Yoshimi Fukuoka. Behavioral analytics for myopic agents. *European Journal of Operational Research*, 310(2):793–811, 2023.
- [55] Inbal Nahum-Shani, Zara M Greer, Anna L Trella, Kelly W Zhang, Stephanie M Carpenter, Dennis Ruenger, David Elashoff, Susan A Murphy, and Vivek Shetty. Optimizing an adaptive digital oral health intervention for promoting oral self-care behaviors: Micro-randomized trial protocol. *Contemporary Clinical Trials*, 139:107464, 2024.
- [56] Yash Nair and Lucas Janson. Randomization tests for adaptively collected data. *arXiv preprint arXiv:2301.05365*, 2023.
- [57] National Academies of Sciences, Policy, Global Affairs, Board on Research Data, Information, Division on Engineering, Physical Sciences, Committee on Applied, Theoretical Statistics, Board on Mathematical Sciences, et al. *Reproducibility and replicability in science*. National Academies Press, 2019.
- [58] Molly Offer-Westort, Alexander Coppock, and Donald P Green. Adaptive experimental design: Prospects and applications in political science. *Available at SSRN 3364402*, 2019.
- [59] Jay JH Park, Kristian Thorlund, and Edward J Mills. Critical concepts in adaptive clinical trials. *Clinical epidemiology*, pages 343–351, 2018.
- [60] Joonyoung Park and Uichin Lee. Understanding disengagement in just-in-time mobile health interventions. *Proceedings of the ACM on Interactive, Mobile, Wearable and Ubiquitous Technologies*, 7(2):1–27, 2023.
- [61] Giovanni Parmigiani. Defining replicability of prediction rules. *Statistical Science*, 38(4):543–556, 2023.
- [62] John D Piette, Sean Newman, Sarah L Krein, Nicolle Marinec, Jenny Chen, David A Williams, Sara N Edmond, Mary Driscoll, Kathryn M LaChappelle, Marianna Maly, et al. Artificial intelligence (ai) to improve chronic pain care: Evidence of ai learning. *Intelligence-Based Medicine*, page 100064, 2022.
- [63] Tianchen Qian, Hyesun Yoo, Predrag Klasnja, Daniel Almirall, and Susan A Murphy. Estimating time-varying causal excursion effects in mobile health with binary outcomes. *Biometrika*, 108(3):507–527, 2021.
- [64] Chao Qin and Daniel Russo. Optimizing adaptive experiments: A unified approach to regret minimization and best-arm identification. *arXiv preprint arXiv:2402.10592*, 2024.
- [65] Mashfiqui Rabbi, Angela Pfammatter, Mi Zhang, Bonnie Spring, Tanzeem Choudhury, et al. Automated personalized feedback for physical activity and dietary behavior change with mobile phones: a randomized controlled trial on adults. *JMIR mHealth and uHealth*, 3(2):e4160, 2015.
- [66] Joseph P Romano, Azeem M Shaikh, et al. On the uniform asymptotic validity of subsampling and the bootstrap. *The Annals of Statistics*, 40(6):2798–2822, 2012.
- [67] William F Rosenberger, AN Vidyashankar, and Deepak K Agarwal. Covariate-adjusted response-adaptive designs for binary response. *Journal of biopharmaceutical statistics*, 11(4):227–236, 2001.
- [68] Dominik Rothenhäusler and Peter Bühlmann. Distributionally robust and generalizable inference. *Statistical Science*, 38(4):527–542, 2023.
- [69] Donald B Rubin. Randomization analysis of experimental data: The fisher randomization test comment. *Journal of the American statistical association*, 75(371):591–593, 1980.
- [70] Daniel J Russo, Benjamin Van Roy, Abbas Kazerouni, Ian Osband, Zheng Wen, et al. A tutorial on thompson sampling. *Foundations and Trends® in Machine Learning*, 11(1):1–96, 2018.
- [71] Helmut Schäfer. Adaptive designs from the viewpoint of an academic biostatistician. *Biometrical journal*, 48(4):586–590, 2006.
- [72] Hammad Shaikh, Arghavan Modiri, Joseph Jay Williams, and Anna N Rafferty. Balancing student success and inferring personalized effects in dynamic experiments. In *EDM*, 2019.
- [73] David Simchi-Levi and Chonghuan Wang. Multi-armed bandit experimental design: Online decision-making and adaptive inference. In *International Conference on Artificial Intelligence and Statistics*, pages 3086–3097. PMLR, 2023.
- [74] David Simchi-Levi, Chonghuan Wang, and Zeyu Zheng. Nonstationary experimental design under linear trends. *Advances in Neural Information Processing Systems*, 36:32102–32116, 2023.
- [75] Richard S Sutton and Andrew G Barto. *Reinforcement learning: An introduction*. MIT press, 2018.
- [76] Elias Tragos, Diarmuid O’Reilly-Morgan, James Geraci, Bichen Shi, Barry Smyth, Cailbhe Doherty, Aonghus Lawlor, and Neil

- Hurley. Keeping people active and healthy at home using a reinforcement learning-based fitness recommendation framework. In *32nd International Joint Conference on Artificial Intelligence, IJCAI-23*, pages 6237–6245, 2023.
- [77] Anna L. Trella, Kelly W. Zhang, Inbal Nahum-Shani, Vivek Shetty, Finale Doshi-Velez, and Susan A. Murphy. Designing reinforcement learning algorithms for digital interventions: Pre-implementation guidelines. *Algorithms*, 15(8), 2022. ISSN 1999-4893.
- [78] Anna L Trella, Kelly W. Zhang, Inbal Nahum-Shani, Vivek Shetty, Finale Doshi-Velez, and Susan A Murphy. Reward design for an online reinforcement learning algorithm supporting oral self-care. *Thirty-Fifth Annual Conference on Innovative Applications of Artificial Intelligence (IAAI-23)*, 2023.
- [79] Anna L. Trella, Kelly W. Zhang, Stephanie M. Carpenter, David Elashoff, Zara M. Greer, Inbal Nahum-Shani, Dennis Ruenger, Vivek Shetty, and Susan A. Murphy. Oralytics reinforcement learning algorithm, 2024.
- [80] Anastasios A Tsiatis. Semiparametric theory and missing data. Springer, 2006.
- [81] Aad W Van der Vaart. *Asymptotic Statistics*, volume 3. Cambridge University Press, 2000.
- [82] Ian Waudby-Smith, Lili Wu, Aaditya Ramdas, Nikos Karampatziakis, and Paul Mineiro. Anytime-valid off-policy inference for contextual bandits. *ACM/JMS Journal of Data Science*, 1(3): 1–42, 2024.
- [83] Yanxia Wei, Pinpin Zheng, Hui Deng, Xihui Wang, Xiaomei Li, and Hua Fu. Design features for improving mobile health intervention user engagement: Systematic review and thematic analysis. *J Med Internet Res*, 22(12):e21687, Dec 2020. ISSN 1438-8871.
- [84] Han Wu, Sarah Tan, Weiwei Li, Mia Garrard, Adam Obeng, Drew Dimmery, Shaun Singh, Hanson Wang, Daniel Jiang, and Eytan Bakshy. Interpretable personalized experimentation. In *Proceedings of the 28th ACM SIGKDD Conference on Knowledge Discovery and Data Mining*, pages 4173–4183, 2022.
- [85] Ziping Xu, Kelly W Zhang, and Susan A Murphy. The fallacy of minimizing local regret in the sequential task setting. *arXiv preprint arXiv:2403.10946*, 2024.
- [86] Guosheng Yin and Yu Shen. Adaptive design and estimation in randomized clinical trials with correlated observations. *Biometrics*, 61(2):362–369, 2005.
- [87] Mufang Ying, Koulik Khamaru, and Cun-Hui Zhang. Adaptive linear estimating equations. *Advances in Neural Information Processing Systems*, 36, 2024.
- [88] Elad Yom-Tov, Guy Feraru, Mark Kozdoba, Shie Mannor, Moshe Tennenholtz, and Irit Hochberg. Encouraging physical activity in patients with diabetes: intervention using a reinforcement learning system. *Journal of medical Internet research*, 19(10):e338, 2017.
- [89] Bin Yu and Karl Kumbier. Veridical data science. In *Proceedings of the National Academy of Sciences*, 2020.
- [90] Ruohan Zhan, Vitor Hadad, David A Hirshberg, and Susan Athey. Off-policy evaluation via adaptive weighting with data from contextual bandits. In *Proceedings of the 27th ACM SIGKDD Conference on Knowledge Discovery & Data Mining*, pages 2125–2135, 2021.
- [91] Kelly W. Zhang, Lucas Janson, and Susan A. Murphy. Inference for batched bandits. *Advances in neural information processing systems*, 33:9818–9829, 2020.
- [92] Kelly W. Zhang, Lucas Janson, and Susan A. Murphy. Statistical inference with m-estimators on adaptively collected data. *Advances in Neural Information Processing Systems*, 34:7460–7471, 2021.
- [93] Kelly W Zhang, Lucas Janson, and Susan A Murphy. Statistical inference after adaptive sampling for longitudinal data. *arXiv preprint arXiv:2202.07098*, 2022.
- [94] Li-Xin Zhang, Feifang Hu, Siu Hung Cheung, and Wai Sum Chan. Asymptotic properties of covariate-adjusted response-adaptive designs. *The Annals of Statistics*, 35(3):1166–1182, 2007.
- [95] Mo Zhou, Yoshimi Fukuoka, Yonatan Mintz, Ken Goldberg, Philip Kaminsky, Elena Flowers, Anil Aswani, et al. Evaluating machine learning-based automated personalized daily step goals delivered through a mobile phone app: Randomized controlled trial. *JMIR mHealth and uHealth*, 6(1):e9117, 2018.
- [96] Mo Zhou, Yonatan Mintz, Yoshimi Fukuoka, Ken Goldberg, Elena Flowers, Philip Kaminsky, Alejandro Castillejo, and Anil Aswani. Personalizing mobile fitness apps using reinforcement learning. In *CEUR workshop proceedings*, volume 2068. NIH Public Access, 2018.

APPENDIX A: PROOFS FOR SECTION 3 (TWO EXAMPLES OF NON-REPLICABILITY)
A.1 Proof of Proposition 3.1 (Non-Replicability under Non-Stationary)

LEMMA A.1. *Under the environment described in Section 3.1.1, for any bandit algorithm that uses treatment assignment probabilities $\pi_1(1) = \mathbb{P}(A_{i,1} = 1) = 0.5$ and $\hat{\pi}_2(1) = \mathbb{P}(A_{i,2} = 1 \mid \mathcal{H}_{1:n,1})$,*

$$\frac{1}{n} \sum_{i=1}^n (R(Y_{i,1}) + R(Y_{i,2})) - \Delta_2 \hat{\pi}_2(1) \xrightarrow{P} 0.$$

PROOF. Since $\{A_{1,i}\}_{i=1}^n \stackrel{i.i.d.}{\sim} \text{Bernoulli}(0.5)$ and $\{\epsilon_{1,i}\} \sim \mathcal{N}(0, 1)$ are independent of $\{A_{1,i}\}_{i=1}^n$, by the Weak Law of Large Numbers for i.i.d. random variables,

$$(22) \quad \frac{1}{n} \sum_{i=1}^n R(Y_{i,1}) = \frac{1}{n} \sum_{i=1}^n \mu_0 + \Delta_1 A_{i,1} + \epsilon_{i,1} \xrightarrow{P} \mu_0 + \Delta_1 \pi_1(1) = 0.$$

The last equality above holds because in the environment $\mu_0 = 0$ and $\Delta_1 = 0$.

We now show that $\frac{1}{n} \sum_{i=1}^n R(Y_{i,2}) - \Delta_2 \hat{\pi}_2(1) \xrightarrow{P} 0$. By Slutsky's Theorem, together with (22), will be sufficient to prove this Lemma. Note that for any $\alpha > 0$,

$$\begin{aligned} \mathbb{P} \left(\left| \frac{1}{n} \sum_{i=1}^n R(Y_{i,2}) - \Delta_2 \hat{\pi}_2(1) \right| > \alpha \right) &\stackrel{(a)}{\leq} \frac{1}{\alpha^2} \mathbb{E}^{(n)} \left[\left(\frac{1}{n} \sum_{i=1}^n R(Y_{i,2}) - \Delta_2 \hat{\pi}_2(1) \right)^2 \right] \\ &= \frac{1}{\alpha^2} \mathbb{E}^{(n)} \left[\left(\frac{1}{n} \sum_{i=1}^n \{ \mu_0 + \Delta_2 A_{i,2} + \epsilon_{i,2} \} - \Delta_2 \hat{\pi}_2(1) \right)^2 \right] \\ &= \frac{1}{\alpha^2 n^2} \mathbb{E}^{(n)} \left[\left(\sum_{i=1}^n \{ \Delta_2 (A_{i,2} - \hat{\pi}_2(1)) + \epsilon_{i,2} \} \right)^2 \right] \\ &\stackrel{(b)}{=} \frac{1}{\alpha^2 n^2} \mathbb{E}^{(n)} \left[\sum_{i=1}^n \{ \Delta_2 \cdot (A_{i,2} - \hat{\pi}_2(1)) + \epsilon_{i,2} \}^2 \right] \\ &\stackrel{(c)}{=} \frac{1}{\alpha^2 n^2} \mathbb{E}^{(n)} \left[\sum_{i=1}^n \{ \Delta_2^2 \cdot (A_{i,2} - \hat{\pi}_2(1))^2 + \epsilon_{i,2}^2 \} \right] \\ &\stackrel{(d)}{\leq} \frac{1}{\alpha^2 n^2} n (\Delta_2^2 \cdot 0.25 + 1) \rightarrow 0. \end{aligned}$$

Above,

- (a) holds by Markov inequality (Chebychev inequality).
- (b) holds because for $i \neq j$,

$$\begin{aligned} &\mathbb{E}^{(n)} [\{ \Delta_2 \cdot (A_{i,2} - \hat{\pi}_2(1)) + \epsilon_{i,2} \} \{ \Delta_2 \cdot (A_{j,2} - \hat{\pi}_2(1)) + \epsilon_{j,2} \}] \\ &= \mathbb{E}^{(n)} \left[\mathbb{E}^{(n)} [\{ \Delta_2 \cdot (A_{i,2} - \hat{\pi}_2(1)) + \epsilon_{i,2} \} \{ \Delta_2 \cdot (A_{j,2} - \hat{\pi}_2(1)) + \epsilon_{j,2} \} \mid \mathcal{H}_{1:n,1}] \right] = 0. \end{aligned}$$

The last equality above holds because (i) $\epsilon_{i,2}, \epsilon_{j,2}$ are independent of $A_{i,2}, A_{j,2}, \mathcal{H}_{1:n,1}$ and have expectation zero, and (2) $A_{i,2}, A_{j,2}$ are independent conditional on $\mathcal{H}_{1:n,1}$ and $\mathbb{E}^{(n)} [A_{i,2} - \hat{\pi}_2 \mid \mathcal{H}_{1:n,1}] = 0$.

- (c) holds because $\mathbb{E}^{(n)} [\Delta_2 \cdot (A_{i,2} - \hat{\pi}_2(1)) \epsilon_{i,2}] = \mathbb{E}^{(n)} [\mathbb{E}^{(n)} [\Delta_2 \cdot (A_{i,2} - \hat{\pi}_2(1)) \epsilon_{i,2} \mid \mathcal{H}_{1:n,1}, A_{i,2}]] = \mathbb{E}^{(n)} [\Delta_2 \cdot (A_{i,2} - \hat{\pi}_2(1)) \mathbb{E}^{(n)} [\epsilon_{i,2} \mid \mathcal{H}_{1:n,1}, A_{i,2}]] = 0$.
- (d) holds because the variance of a binary random variable ($A_{i,2}$) is bounded above by 0.25 and $\text{Var}(\epsilon_{i,t}) = 1$.

□

A.1.1 ϵ -Greedy By Proposition 2 of [91], under ϵ -greedy

$$\hat{\pi}_2(1) \xrightarrow{D} Z \quad \text{where} \quad Z = \begin{cases} \epsilon/2 & \text{w.p. } 1/2 \\ 1 - \epsilon/2 & \text{w.p. } 1/2 \end{cases}.$$

Thus, by Lemma A.1 and continuous mapping theorem,

$$\hat{\theta}^{(n)} = \frac{1}{n} \sum_{i=1}^n \frac{1}{2} (R(Y_{i,1}) + R(Y_{i,2})) = \Delta_2 \hat{\pi}_2(1) + o_P(1) \xrightarrow{D} \Delta_2/2 \cdot Z.$$

Note by the result above and Dominated Convergence Theorem that

$$\theta^* = \lim_{n \rightarrow \infty} \mathbb{E}^{(n)} \left[\frac{1}{2} \sum_{t=1}^2 R(Y_{i,t}) \right] = \mathbb{E}[\Delta_2/2 \cdot Z] = \Delta \cdot 0.25.$$

A.1.2 *Thompson Sampling* By Proposition 1 of [91], under Gaussian-Gaussian Thompson sampling (standard normal priors and $\mathcal{N}(0, 1)$ rewards),

$$\hat{\pi}_2(1) \xrightarrow{D} \text{Uniform}[0, 1].$$

Thus, by Lemma A.1 and continuous mapping theorem,

$$\frac{1}{n} \sum_{i=1}^n \frac{1}{2} (R(Y_{i,1}) + R(Y_{i,2})) = \Delta_2/2 \cdot \hat{\pi}_2(1) + o_P(1) \xrightarrow{D} \Delta_2/2 \cdot Z, \quad \text{where } Z \sim \text{Uniform}[0, 1].$$

Note by the result above and Dominated Convergence Theorem that

$$\theta^* = \lim_{n \rightarrow \infty} \mathbb{E}^{(n)} \left[\frac{1}{2} \sum_{t=1}^2 R(Y_{i,t}) \right] = \mathbb{E}[\Delta_2/2 \cdot Z] = \Delta \cdot 0.25.$$

A.2 Proof of Proposition 3.2 (Non-Replicability under Misspecified Linear Bandit)

LEMMA A.2. *Under the conditions of Proposition 3.2, we have that for any function f such that $\max_{a \in \{0,1\}} \mathbb{E}[f(Y_{i,2}, X_{i,2}, a)] \leq \sigma^2$, we have that*

$$\frac{1}{n} \sum_{i=1}^n f(Y_{i,2}, X_{i,2}, A_{i,2}) - \mathbb{E}[f(Y_{i,2}, X_{i,2}, A_{i,2}) | \hat{\beta}_1^{(n)}] \xrightarrow{P} 0.$$

PROOF. Proof of Lemma A.2.

Let $\delta > 0$.

$$\begin{aligned} & \mathbb{P}^{(n)} \left(\left| \frac{1}{n} \sum_{i=1}^n f(Y_{i,2}, X_{i,2}, A_{i,2}) - \mathbb{E}[f(Y_{i,2}, X_{i,2}, A_{i,2}) | \hat{\beta}_1^{(n)}] \right| > \delta \right) \\ & \stackrel{(a)}{\leq} \frac{1}{\delta^2} \mathbb{E}^{(n)} \left[\left(\frac{1}{n} \sum_{i=1}^n f(Y_{i,2}, X_{i,2}, A_{i,2}) - \mathbb{E}[f(Y_{i,2}, X_{i,2}, A_{i,2}) | \hat{\beta}_1^{(n)}] \right)^2 \right] \\ & \stackrel{(b)}{=} \frac{1}{\delta^2 n^2} \mathbb{E}^{(n)} \left[\sum_{i=1}^n \left(f(Y_{i,2}, X_{i,2}, A_{i,2}) - \mathbb{E}[f(Y_{i,2}, X_{i,2}, A_{i,2}) | \hat{\beta}_1^{(n)}] \right)^2 \right] \\ & = \frac{1}{\delta^2 n^2} \sum_{i=1}^n \mathbb{E}^{(n)} \left[\mathbb{E}^{(n)} \left[\left(f(Y_{i,2}, X_{i,2}, A_{i,2}) - \mathbb{E}[f(Y_{i,2}, X_{i,2}, A_{i,2}) | \hat{\beta}_1^{(n)}] \right)^2 \middle| X_{i,2}, \hat{\beta}_1^{(n)} \right] \right] \\ & = \frac{1}{\delta^2 n^2} \sum_{i=1}^n \mathbb{E}^{(n)} \left[\mathbb{E}^{(n)} \left[f(Y_{i,2}, X_{i,2}, A_{i,2})^2 \middle| X_{i,2}, \hat{\beta}_1^{(n)} \right] - \mathbb{E}[f(Y_{i,2}, X_{i,2}, A_{i,2}) | \hat{\beta}_1^{(n)}]^2 \right] \end{aligned}$$

$$\begin{aligned}
 & \underbrace{\leq}_{(c)} \frac{2}{\delta^2 n^2} \sum_{i=1}^n \mathbb{E}^{(n)} \left[\mathbb{E}^{(n)} \left[f(Y_{i,2}, X_{i,2}, A_{i,2})^2 \mid X_{i,2}, \hat{\beta}_1^{(n)} \right] \right] \\
 & = \frac{2}{\delta^2 n^2} \sum_{i=1}^n \mathbb{E}^{(n)} \left[\pi(X_{i,2}, 1; \hat{\beta}_1^{(n)}) \mathbb{E}^{(n)} \left[f(Y_{i,2}, X_{i,2}, A_{i,2})^2 \mid X_{i,2}, A_{i,2} = 1 \right] \right. \\
 & \quad \left. + \pi(X_{i,2}, 0; \hat{\beta}_1^{(n)}) \mathbb{E}^{(n)} \left[f(Y_{i,2}, X_{i,2}, A_{i,2})^2 \mid X_{i,2}, A_{i,2} = 0 \right] \right] \\
 & \underbrace{\leq}_{(d)} \frac{2}{\delta^2 n^2} \sum_{i=1}^n \mathbb{E}^{(n)} \left[\pi(X_{i,2}, 1; \hat{\beta}_1^{(n)}) \sigma^2 + \pi(X_{i,2}, 0; \hat{\beta}_1^{(n)}) \sigma^2 \right] \underbrace{=}_{(e)} \frac{2}{\delta^2 n^2} n \sigma^2 \rightarrow 0.
 \end{aligned}$$

Above,

- (a) holds by Markov inequality (Chebychev inequality).
- (b) holds because for $i \neq j$,

$$\mathbb{E}^{(n)} \left[\left\{ f(Y_{i,2}, X_{i,2}, A_{i,2}) - \mathbb{E}[f(Y_{i,2}, X_{i,2}, A_{i,2}) \mid \hat{\beta}_1^{(n)}] \right\} \left\{ f(Y_{2,j}, X_{2,j}, A_{2,j}) - \mathbb{E}[f(Y_{2,j}, X_{2,j}, A_{2,j}) \mid \hat{\beta}_1^{(n)}] \right\} \right] = 0.$$

The last equality above holds because (i) $\mathbb{E}^{(n)} \left[\left\{ f(Y_{2,j}, X_{2,j}, A_{2,j}) - \mathbb{E}[f(Y_{2,j}, X_{2,j}, A_{2,j}) \mid \hat{\beta}_1^{(n)}] \mid \mathcal{H}_{1:n,1} \right\} \right] = 0$, and (ii) the tuples $(Y_{2,j}, X_{2,j}, A_{2,j})$, $(Y_{i,2}, X_{i,2}, A_{i,2})$ are independent conditional on $\mathcal{H}_{1:n,1}$.

- (c) holds because by Jensen's inequality $\mathbb{E} \left[f(Y_{i,2}, X_{i,2}, A_{i,2}) \mid \hat{\beta}_1^{(n)} \right]^2 \leq \mathbb{E} \left[f(Y_{i,2}, X_{i,2}, A_{i,2})^2 \mid \hat{\beta}_1^{(n)} \right]$.
- (d) holds by our assumption that $\max_{a \in \{0,1\}} \mathbb{E}[f(Y_{i,2}, X_{i,2}, a)] \leq \sigma^2$.
- (e) holds since $\pi(X_{i,2}, 1; \hat{\beta}_1^{(n)}) + \pi(X_{i,2}, 0; \hat{\beta}_1^{(n)}) = 1$.

□

PROOF. Proof of Proposition 3.2.

Part 1: Convergence of $\hat{\beta}_1^{(n)}$. We first show that $\hat{\beta}_1^{(n)}$ converges in probability to a constant. Using the definition of $\hat{\beta}_1^{(n)}$ we can derive that:

$$\hat{\beta}_1^{(n)} = \left(\frac{1}{n} \sum_{i=1}^n \tilde{\phi}(X_{i,1}, A_{i,1}) \tilde{\phi}(X_{i,1}, A_{i,1})^\top \right)^{-1} \frac{1}{n} \sum_{i=1}^n \tilde{\phi}(X_{i,1}, A_{i,1}) R(Y_{i,1}).$$

Above we use $\tilde{\phi}(X_{i,1}, A_{i,1}) \triangleq [\phi(X_{i,1}), A_{i,1} \phi(X_{i,1})]$.

By the Weak Law of Large Numbers for i.i.d. random variables,

$$(23) \quad \frac{1}{n} \sum_{i=1}^n \tilde{\phi}(X_{i,1}, A_{i,1}) \tilde{\phi}(X_{i,1}, A_{i,1})^\top \xrightarrow{P} \mathbb{E} \left[\tilde{\phi}(X_{i,1}, A_{i,1}) \tilde{\phi}(X_{i,1}, A_{i,1})^\top \right] \underbrace{=}_{(a)} \begin{bmatrix} 1 & 0.5 & 0.5 & 0.25 \\ 0.5 & \frac{1}{3} & 0.25 & \frac{1}{6} \\ 0.5 & 0.25 & 0.5 & 0.25 \\ 0.25 & \frac{1}{6} & 0.25 & \frac{1}{6} \end{bmatrix}$$

and

$$(24) \quad \frac{1}{n} \sum_{i=1}^n \tilde{\phi}(X_{i,1}, A_{i,1}) R(Y_{i,1}) \xrightarrow{P} \mathbb{E} \left[\tilde{\phi}(X_{i,1}, A_{i,1}) R(Y_{i,1}) \right]$$

$$(25) \quad \underbrace{=}_{(b)} \mathbb{E} \left[\begin{pmatrix} 1 \\ U_{1,i} \\ A_{i,1} \\ A_{i,1} U_{1,i} \end{pmatrix} \left\{ 0.1 + 0.1 \cdot U_{1,i} + A_{i,1} \left[\frac{1}{3} - 2 \cdot U_{1,i} + 2 \cdot U_{1,i}^2 \right] + \epsilon_{i,1} \right\} \right]$$

$$(26) \quad = \mathbb{E} \left[\begin{pmatrix} 0.1 + 0.1 \cdot U_{1,i} + 0.5 \left[\frac{1}{3} - 2 \cdot U_{1,i} + 2 \cdot U_{1,i}^2 \right] \\ U_{1,i} \left\{ 0.1 + 0.1 \cdot U_{1,i} + 0.5 \cdot \left[\frac{1}{3} - 2 \cdot U_{1,i} + 2 \cdot U_{1,i}^2 \right] \right\} \\ 0.5 \cdot \left\{ 0.1 + 0.1 \cdot U_{1,i} + \frac{1}{3} - 2 \cdot U_{1,i} + 2 \cdot U_{1,i}^2 \right\} \\ 0.5 \cdot U_{1,i} \left\{ 0.1 + 0.1 \cdot U_{1,i} + \frac{1}{3} - 2 \cdot U_{1,i} + 2 \cdot U_{1,i}^2 \right\} \end{pmatrix} \right]$$

$$(27) \quad = \begin{pmatrix} 0.15 + 0.5 \left[\frac{1}{3} - 1 + \frac{2}{3} \right] \\ 0.05 + 0.1 \cdot \frac{1}{3} + 0.5 \cdot \left\{ \frac{1}{6} - \frac{1}{3} + 0.5 \right\} \\ 0.5 \cdot \left\{ 0.15 + 0.5 \left[\frac{1}{3} - 1 + \frac{2}{3} \right] \right\} \\ 0.5 \left\{ 0.05 + 0.1 \cdot \frac{1}{3} + 0.5 \cdot \left(\frac{1}{6} - \frac{1}{3} + 0.5 \right) \right\} \end{pmatrix} = \begin{pmatrix} 0.15 \\ 0.05 + 0.1 \cdot \frac{1}{3} \\ 0.15/2 \\ 0.05/2 + 0.1 \cdot \frac{1}{2} \cdot \frac{1}{2} \end{pmatrix}$$

Above, (a) holds since $\tilde{\phi}(X_{i,1}, A_{i,1}) = [1, U_{1,i}, A_{i,1}, A_{i,1}U_{1,i}]^\top$, $U_{1,i} \sim \text{Uniform}[0, 1]$, and $A_{i,1} | U_{1,i} \sim \text{Bernoulli}(0.5)$. Above (b) also uses the definition of $R(Y_{i,1})$ from (9).

By continuous mapping theorem,

$$\hat{\beta}_1^{(n)} \xrightarrow{P} \mathbb{E} \left[\tilde{\phi}(X_{i,1}, A_{i,1}) \tilde{\phi}(X_{i,1}, A_{i,1})^\top \right]^{-1} \mathbb{E} \left[\tilde{\phi}(X_{i,1}, A_{i,1}) R(Y_{i,1}) \right] = \beta_1^* = \begin{pmatrix} 0.1 \\ 0.1 \\ 0 \\ 0 \end{pmatrix}$$

Also, note that by standard results for the asymptotic normality of least squares estimators on i.i.d. data [81, Chpt 5.3]

$$(28) \quad \sqrt{n} \left(\hat{\beta}_1^{(n)} - \beta_1^* \right) \xrightarrow{D} \mathcal{N} \left(0, B^{-1} \Sigma B^{-1} \right),$$

where $B = \mathbb{E} \left[\tilde{\phi}(X_{i,1}, A_{i,1}) \tilde{\phi}(X_{i,1}, A_{i,1})^\top \right]$ and $\Sigma = \mathbb{E} \left[\left\{ R(Y_{i,1}) - \tilde{\phi}(X_{i,1}, A_{i,1})^\top \beta_1^* \right\}^2 \tilde{\phi}(X_{i,1}, A_{i,1}) \tilde{\phi}(X_{i,1}, A_{i,1})^\top \right]$.

Part 2: Deriving $\hat{\theta}^{(n)}$ distribution.

Using the definition of $\hat{\theta}^{(n)}$ we can derive that:

$$\hat{\theta}^{(n)} = \left(\frac{1}{n} \sum_{i=1}^n \sum_{t=1}^2 \tilde{\phi}(X_{t,i}, A_{t,i}) \tilde{\phi}(X_{t,i}, A_{t,i})^\top \right)^{-1} \frac{1}{n} \sum_{i=1}^n \sum_{t=1}^2 \tilde{\phi}(X_{t,i}, A_{t,i}) R(Y_{i,t})$$

By Lemma A.2 we have that

$$(29) \quad \frac{1}{n} \sum_{i=1}^n \tilde{\phi}(X_{i,2}, A_{i,2}) \tilde{\phi}(X_{i,2}, A_{i,2})^\top - \mathbb{E}^{(n)} \left[\tilde{\phi}(X_{i,2}, A_{i,2}) \tilde{\phi}(X_{i,2}, A_{i,2})^\top \mid \hat{\beta}_{1,1}^{(n)} \right] \xrightarrow{P} 0$$

and

$$(30) \quad \frac{1}{n} \sum_{i=1}^n \tilde{\phi}(X_{i,2}, A_{i,2}) R(Y_{i,2}) - \mathbb{E}^{(n)} \left[\tilde{\phi}(X_{i,2}, A_{i,2}) R(Y_{i,2}) \mid \hat{\beta}_{1,1}^{(n)} \right] \xrightarrow{P} 0.$$

Above the conditional expectations use $\hat{\beta}_{1,1}^{(n)}$ rather than $\hat{\beta}_1^{(n)}$ because the ϵ -greedy action selection policy only uses $\hat{\beta}_{1,1}^{(n)}$ to select actions for $\hat{\beta}_1^{(n)} = [\hat{\beta}_{1,0}^{(n)}, \hat{\beta}_{1,1}^{(n)}]$.

Let

$$\begin{aligned} g_0(\beta) &\triangleq \mathbb{E}^{(n)} \left[\tilde{\phi}(X_{i,2}, A_{i,2}) \tilde{\phi}(X_{i,2}, A_{i,2})^\top \mid \hat{\beta}_{1,1}^{(n)} = \beta \right] \\ &= \mathbb{E} \left[\pi(X_{i,2}, 1; \beta) \tilde{\phi}(X_{i,2}, 1) \tilde{\phi}(X_{i,2}, 1)^\top \right] + \mathbb{E} \left[\pi(X_{i,2}, 0; \beta) \tilde{\phi}(X_{i,2}, 0) \tilde{\phi}(X_{i,2}, 0)^\top \right] \end{aligned}$$

and let

$$\begin{aligned} g_1(\beta) &\triangleq \mathbb{E}^{(n)} \left[\tilde{\phi}(X_{i,2}, A_{i,2}) R(Y_{i,2}) \mid \hat{\beta}_{1,1}^{(n)} = \beta \right] \\ &= \mathbb{E} \left[\pi(X_{i,2}, 1; \beta) \tilde{\phi}(X_{i,2}, 1) R(Y_{i,2}(1)) \right] + \mathbb{E} \left[\pi(X_{i,2}, 0; \beta) \tilde{\phi}(X_{i,2}, 0) R(Y_{i,2}(0)) \right] \end{aligned}$$

By (23), (24), (29), (30), and continuous mapping theorem, we have that

$$\hat{\theta}^{(n)} = \left(\mathbb{E}^{(n)} \left[\tilde{\phi}(X_{i,1}, A_{i,1})^{\otimes 2} \right] + g_0(\hat{\beta}_{1,1}^{(n)}) \right)^{-1} \left\{ \mathbb{E}^{(n)} \left[\tilde{\phi}(X_{i,1}, A_{i,1}) R(Y_{i,1}) \right] + g_1(\hat{\beta}_{1,1}^{(n)}) \right\} + o_P(1).$$

Recall that

$$\mathbb{P}(A_{i,2} = 1 \mid X_{i,2}, \mathcal{H}_{1:n,1}) = \pi(X_{i,2}, 1; \hat{\beta}_{1,1}^{(n)}) = \begin{cases} 1 - \epsilon/2 & \text{if } X_{i,2}^\top \hat{\beta}_{1,1}^{(n)} > 0 \\ \epsilon/2 & \text{otherwise} \end{cases}.$$

By the above, we have that $g_0(\sqrt{n}\beta) = g_0(\beta)$ and $g_1(\sqrt{n}\beta) = g_1(\beta)$. Thus,

$$\hat{\theta}^{(n)} = \left(\mathbb{E} \left[\tilde{\phi}(X_{i,1}, A_{i,1})^{\otimes 2} \right] + g_0(\sqrt{n}\hat{\beta}_{1,1}^{(n)}) \right)^{-1} \left\{ \mathbb{E} \left[\tilde{\phi}(X_{i,1}, A_{i,1}) R(Y_{i,1}) \right] + g_1(\sqrt{n}\hat{\beta}_{1,1}^{(n)}) \right\} + o_P(1).$$

Furthermore, even though $\pi(\cdot; \beta)$ is discontinuous in β , since because $X_{i,2} \sim \text{Uniform}[0, 1]$ and $R(Y_{i,2}(a)) \sim \alpha_0 \phi_0(X_{i,t})^\top + a \phi_0(X_{i,t})^\top \alpha_1 + \epsilon_{i,t}$ it can be shown that g_0 and g_1 are continuous in β . Recall from (28) that $\hat{\beta}_1^{(n)} = [\hat{\beta}_{1,0}^{(n)}, \hat{\beta}_{1,1}^{(n)}]$ is such that $\hat{\beta}_{1,1}^{(n)} \xrightarrow{P} [0, 0]$ and $\sqrt{n}\hat{\beta}_{1,1}^{(n)} \xrightarrow{D} \mathcal{N}(0, S)$, for a covariance matrix S equal to the lower right block of the matrix $B^{-1}\Sigma B^{-1}$. By continuous mapping theorem we have that

$$\hat{\theta}^{(n)} = \left(\mathbb{E} \left[\tilde{\phi}(X_{i,1}, A_{i,1})^{\otimes 2} \right] + g_0(\tilde{\beta}) \right)^{-1} \left\{ \mathbb{E} \left[\tilde{\phi}(X_{i,1}, A_{i,1}) R(Y_{i,1}) \right] + g_1(\tilde{\beta}) \right\} + o_P(1) \quad \text{where } \tilde{\beta} \sim \mathcal{N}(0, S).$$

One can simulate from this distribution to verify that it is not a constant. Moreover, one can verify that there exists a $\delta > 0$ for which $\lim_{n \rightarrow \infty} \mathbb{P}^{(n)}(\hat{\theta}_{1,1}^{(n)} > -0.0625 + \delta) > 0$ and $\lim_{n \rightarrow \infty} \mathbb{P}^{(n)}(\hat{\theta}_{1,1}^{(n)} < -0.0625 + \delta) > 0$. □

APPENDIX B: PROOFS FOR SECTION 4 (REPLICABLE BANDITS)

B.1 Notation

In this section, we allow policies to depend on the entire collective history $\mathcal{H}_{1:n,t-1}$. Note that this is a strict generalization of allowing the bandit algorithm to depend on particular statistics $\hat{\beta}_{t-1}^{(n)}$ formed using $\mathcal{H}_{1:n,t-1}$.

For convenience in this Appendix, we use the following notation:

$$(31) \quad \pi_{i,1:T}^*(P) \triangleq \prod_{t=1}^T \pi_t^*(X_{i,t}, A_{i,t}; P) \quad \text{and} \quad \hat{\pi}_{i,1:T} \triangleq \prod_{t=1}^T \pi_t(X_{i,t}, A_{i,t}; \mathcal{H}_{1:n,t-1}).$$

B.1.1 Formalizing Uniform Convergence

Convergence in probability. When we say $Z^{(n)}$ converges in probability to z uniformly over $P \in \mathcal{P}$ we mean that for any $\epsilon > 0$,

$$\lim_{n \rightarrow \infty} \sup_{P \in \mathcal{P}} \mathbb{P}_P^{(n)} \left(|Z^{(n)} - z| > \epsilon \right) = 0.$$

We also use the notation $Z^{(n)} - z = \sup_{P \in \mathcal{P}} o_P(1)$.

Convergence in Distribution. Similarly, when we say $Z^{(n)}$ converges in distribution to Z uniformly over $P \in \mathcal{P}$ we mean that

$$\lim_{n \rightarrow \infty} \sup_{P \in \mathcal{P}} \sup_{f \in BL} \left\{ \mathbb{E}_P^{(n)} [f(Z^{(n)})] - \mathbb{E}_P^{(n)} [f(Z)] \right\} = 0,$$

where we use BL to denote all bounded Lipschitz functions.

Bounded in probability. Finally, we use $Z^{(n)} = \sup_{P \in \mathcal{P}} O_P(1)$ to mean that for any $\epsilon > 0$, there exists some $M < \infty$ and $N \in \mathbb{N}$ such that for all $n \geq N$,

$$\sup_{P \in \mathcal{P}} \mathbb{P}_P^{(n)} \left(|Z^{(n)}| > M \right) < \epsilon.$$

B.2 $\theta^*(P)$ is Well-Defined: Proof of Proposition 1

B.2.1 Helpful Lemma

LEMMA B.1. *Suppose a bandit algorithm is replicable, i.e., satisfies (11), and Assumption 1 holds, then*

$$(32) \quad \sup_{P \in \mathcal{P}} \mathbb{E}_P^{(n)} \left[\left\| \pi_t(\cdot; \mathcal{H}_{1:n,t-1}) - \pi_t^*(\cdot; P) \right\|_{\infty} \right] \rightarrow 0.$$

where $\pi_t^*(x, a; P) = \lim_{n \rightarrow \infty} \mathbb{E}_P^{(n)} [\pi_t(x, a; \mathcal{H}_{1:n,t-1})]$; this limit exists by Assumption 1.

PROOF. First note that for any P and n ,

$$\begin{aligned} \mathbb{E}_P^{(n)} \left[\left\| \pi_t(\cdot; \mathcal{H}_{1:n,t-1}) - \pi_t(\cdot; \tilde{\mathcal{H}}_{1:n,t-1}) \right\|_{\infty} \right] &= \mathbb{E}_P^{(n)} \left[\mathbb{E}_P^{(n)} \left[\left\| \pi_t(\cdot; \mathcal{H}_{1:n,t-1}) - \pi_t(\cdot; \tilde{\mathcal{H}}_{1:n,t-1}) \right\|_{\infty} \middle| \mathcal{H}_{1:n,t-1} \right] \right] \\ &\geq \mathbb{E}_P^{(n)} \left[\left\| \mathbb{E}_P^{(n)} \left[\pi_t(\cdot; \mathcal{H}_{1:n,t-1}) - \pi_t(\cdot; \tilde{\mathcal{H}}_{1:n,t-1}) \middle| \mathcal{H}_{1:n,t-1} \right] \right\|_{\infty} \right] \\ &= \mathbb{E}_P^{(n)} \left[\left\| \pi_t(\cdot; \mathcal{H}_{1:n,t-1}) - \mathbb{E}_P^{(n)} \left[\pi_t(\cdot; \tilde{\mathcal{H}}_{1:n,t-1}) \middle| \mathcal{H}_{1:n,t-1} \right] \right\|_{\infty} \right] \\ &= \mathbb{E}_P^{(n)} \left[\left\| \pi_t(\cdot; \mathcal{H}_{1:n,t-1}) - \mathbb{E}_P^{(n)} [\pi_t(\cdot; \mathcal{H}_{1:n,t-1})] \right\|_{\infty} \right]. \end{aligned}$$

Above the last inequality holds by Jensen's inequality. The final equality holds by independence of $\mathcal{H}_{1:n,t-1}$ and $\tilde{\mathcal{H}}_{1:n,t-1}$.

By the above result we have that

$$(33) \quad \sup_{P \in \mathcal{P}} \mathbb{E}_P^{(n)} \left[\left\| \pi_t(\cdot; \mathcal{H}_{1:n,t-1}) - \mathbb{E}_P^{(n)} [\pi_t(\cdot; \mathcal{H}_{1:n,t-1})] \right\|_{\infty} \right] \leq \sup_{P \in \mathcal{P}} \mathbb{E}_P^{(n)} \left[\left\| \pi_t(\cdot; \mathcal{H}_{1:n,t-1}) - \pi_t(\cdot; \tilde{\mathcal{H}}_{1:n,t-1}) \right\|_{\infty} \right] \rightarrow 0,$$

as $n \rightarrow \infty$. The final limit above holds by our assumption that the bandit algorithm is replicable, i.e., (11) holds.

Note that

$$\begin{aligned} & \sup_{P \in \mathcal{P}} \mathbb{E}_P^{(n)} \left[\left\| \pi_t(\cdot; \mathcal{H}_{1:n,t-1}) - \pi_t^*(\cdot; P) \right\|_\infty \right] \\ & \leq \underbrace{\sup_{P \in \mathcal{P}} \mathbb{E}_P^{(n)} \left[\left\| \pi_t(\cdot; \mathcal{H}_{1:n,t-1}) - \mathbb{E}_P^{(n)} \left[\pi_t(\cdot; \mathcal{H}_{1:n,t-1}) \right] \right\|_\infty \right]}_{(a)} + \underbrace{\sup_{P \in \mathcal{P}} \left\| \mathbb{E}_P^{(n)} \left[\pi_t(\cdot; \mathcal{H}_{1:n,t-1}) \right] - \pi_t^*(\cdot; P) \right\|_\infty}_{(b)} \end{aligned}$$

Above (a) converges to 0 as $n \rightarrow \infty$ by (33). Term (b) above goes to zero by Assumption 1. \square

COROLLARY 1. Suppose a bandit algorithm is replicable, i.e., satisfies (11), and Assumption 1 holds, then for any $t \in [2: T]$ and any $\epsilon > 0$,

$$\lim_{n \rightarrow \infty} \sup_{P \in \mathcal{P}} \mathbb{P}_P \left(\left\| \prod_{t=1}^T \pi_t(\cdot; \mathcal{H}_{1:n,t-1}) - \prod_{t=1}^T \pi_t^*(\cdot; P) \right\|_\infty > \epsilon \right) = 0.$$

PROOF. Proof of Corollary 1.

Note that for any $x_{1:T} \in \mathcal{X}^T$ and $a_{1:T} \in \mathcal{A}^{1:T}$,

$$\begin{aligned} \left| \prod_{t=1}^T \hat{\pi}_t(x_t, a_t) - \prod_{t=1}^T \pi_t^*(x_t, a_t; P) \right| &= \sum_{\tau=1}^T \prod_{t=1}^{\tau-1} \hat{\pi}_t(x_t, a_t) \left| \hat{\pi}_\tau^{(n)}(x_\tau, a_\tau) - \pi_\tau^*(x_\tau, a_\tau; P) \right| \prod_{t=\tau+1}^T \pi_t^*(x_t, a_t; P) \\ &\leq \sum_{\tau=1}^T \left| \hat{\pi}_\tau^{(n)}(x_\tau, a_\tau) - \pi_\tau^*(x_\tau, a_\tau; P) \right| \end{aligned}$$

By Slutsky's theorem it is sufficient to show that for any $t \in [2: T]$, the following limit goes to zero for each $\epsilon > 0$:

$$\lim_{n \rightarrow \infty} \sup_{P \in \mathcal{P}} \mathbb{P}_P^{(n)} \left(\left\| \hat{\pi}_t(\cdot) - \pi_t^*(\cdot; P) \right\|_\infty > \epsilon \right) \leq \lim_{n \rightarrow \infty} \frac{1}{\epsilon^2} \sup_{P \in \mathcal{P}} \mathbb{E}_P^{(n)} \left[\left\| \hat{\pi}_t(\cdot) - \pi_t^*(\cdot; P) \right\|_\infty^2 \right] = 0.$$

The inequality above holds by Markov inequality. The final limit above holds by Lemma B.1 (which uses Assumption 1 and that the bandit algorithm is replicable, i.e., (11) holds). \square

B.2.2 Main Proof of Proposition 1

PROOF. Recall from (14) that $\theta^*(P)$ solves $0 = \lim_{n \rightarrow \infty} \mathbb{E}_P^{(n)} \left[\dot{\ell}_\theta(\mathcal{H}_{i,T}) \right] \Big|_{\theta=\theta^*(P)}$, where $\dot{\ell}_\theta$ is the derivative of ℓ_θ

with respect to θ for $\ell_\theta(\mathcal{H}_{i,T}) = \sum_{t=1}^T \left\{ \mathcal{Y}_{i,t} - \phi(X_{i,t}, A_{i,t}, \mathcal{H}_{i,t-1})^\top \theta \right\}^2$.

Note that $\theta^{*,(n)}(P)$ which solves $0 = \mathbb{E}_P^{(n)} \left[\dot{\ell}_\theta(\mathcal{H}_{i,T}) \right] \Big|_{\theta=\theta^{*,(n)}(P)}$ can be derived as

$$\theta^{*,(n)}(P) = \mathbb{E}_P^{(n)} \left[\sum_{t=1}^T \phi_{i,t} \phi_{i,t}^\top \right]^{-1} \mathbb{E}_P^{(n)} \left[\sum_{t=1}^T \phi_{i,t} \mathcal{Y}_{i,t} \right],$$

where $\phi_{i,t} = \phi(X_{i,t}, A_{i,t}, \mathcal{H}_{i,t-1})$. The matrix $\mathbb{E}_P^{(n)} \left[\sum_{t=1}^T \phi_{i,t} \phi_{i,t}^\top \right]^{-1}$ above is invertible by Assumption 2.

If we can show the following two results:

$$(34) \quad \lim_{n \rightarrow \infty} \mathbb{E}_P^{(n)} \left[\sum_{t=1}^T \phi_{i,t} \phi_{i,t}^\top \right] = \mathbb{E}_{P, \pi^*} \left[\sum_{t=1}^T \phi_{i,t} \phi_{i,t}^\top \right]$$

and

$$(35) \quad \lim_{n \rightarrow \infty} \mathbb{E}_P^{(n)} \left[\sum_{t=1}^T \phi_{i,t} \mathcal{Y}_{i,t} \right] = \mathbb{E}_{P, \pi^*} \left[\sum_{t=1}^T \phi_{i,t} \mathcal{Y}_{i,t} \right]$$

then we can conclude that

$$\theta^* = \lim_{n \rightarrow \infty} \theta^{*,(n)}(P) = \mathbb{E}_{P, \pi^*} \left[\sum_{t=1}^T \phi_{i,t} \phi_{i,t}^\top \right]^{-1} \mathbb{E}_{P, \pi^*} \left[\sum_{t=1}^T \phi_{i,t} \mathcal{Y}_{i,t} \right].$$

We now show that (35) holds. An analogous argument can be used to show (34). For convenience, denote $f(\mathcal{H}_{T,i}) \triangleq \sum_{t=1}^T \phi_{i,t} \mathcal{Y}_{i,t}$.

By telescoping sums,

$$\mathbb{E}_P^{(n)} [f(\mathcal{H}_{T,i})] - \mathbb{E}_{P, \pi^*} [f(\mathcal{H}_{T,i})] = \sum_{t=2}^T \left\{ \mathbb{E}_{P, \hat{\pi}_{2:t-2}, \pi_{t-1:T}^*}^{(n)} [f(\mathcal{H}_{T,i})] - \mathbb{E}_{P, \hat{\pi}_{2:t-1}, \pi_{t:T}^*}^{(n)} [f(\mathcal{H}_{T,i})] \right\}$$

Above we use the subscript $\hat{\pi}_{2:t-1}, \pi_{t:T}^*$ to denote that the actions $A_{i,2}, A_{i,3}, \dots, A_{i,t-1}$ are selected using the estimated policies $\hat{\pi}_{2:t-1}$ and the actions $A_{i,t}, A_{i,t+1}, \dots, A_{i,T}$ decisions are selected using policies $\pi_{t:T}^*(P)$. Recall that $\pi_t^*(x, a; P) = \lim_{n \rightarrow \infty} \mathbb{E}_P^{(n)} [\pi_t(x, a; \mathcal{H}_{1:n,t-1})]$; this limit exists by Assumption 1.

Pick any $t \in [2: T]$. By law of iterated expectations and rearranging terms:

$$\begin{aligned} & \mathbb{E}_{P, \hat{\pi}_{2:t-2}, \pi_{t-1:T}^*}^{(n)} [f(\mathcal{H}_{T,i})] - \mathbb{E}_{P, \hat{\pi}_{2:t-1}, \pi_{t:T}^*}^{(n)} [f(\mathcal{H}_{T,i})] \\ &= \mathbb{E}_P^{(n)} \left[\sum_{a \in \mathcal{A}} \pi_t(X_{i,t}, a; \mathcal{H}_{1:n,t-1}) \mathbb{E}_{P, \pi^*} [f(\mathcal{H}_{T,i}) \mid \mathcal{H}_{1:n,t-1}, X_{i,t}, A_{i,t} = a] \right] \\ & - \mathbb{E}_P^{(n)} \left[\sum_{a \in \mathcal{A}} \pi_t^*(X_{i,t}, a) \mathbb{E}_{P, \pi^*} [f(\mathcal{H}_{T,i}) \mid \mathcal{H}_{1:n,t-1}, X_{i,t}, A_{i,t} = a] \right] \\ &= \sum_{a \in \mathcal{A}} \mathbb{E}_P^{(n)} [\{\pi_t(X_{i,t}, a; \mathcal{H}_{1:n,t-1}) - \pi_t^*(X_{i,t}, a; P)\} \mathbb{E}_{P, \pi^*} [f(\mathcal{H}_{T,i}) \mid \mathcal{H}_{1:n,t-1}, X_{i,t}, A_{i,t} = a]]. \end{aligned}$$

Thus, we have that

$$\begin{aligned} & \left\| \mathbb{E}_P^{(n)} [f(\mathcal{H}_{T,i})] - \mathbb{E}_{P, \pi^*} [f(\mathcal{H}_{T,i})] \right\|_1 \\ &= \left\| \sum_{t=2}^T \sum_{a \in \mathcal{A}} \mathbb{E}_P^{(n)} [\{\pi_t(X_{i,t}, a; \mathcal{H}_{1:n,t-1}) - \pi_t^*(X_{i,t}, a; P)\} \mathbb{E}_{P, \pi^*} [f(\mathcal{H}_{T,i}) \mid \mathcal{H}_{1:n,t-1}, X_{i,t}, A_{i,t} = a]] \right\|_1 \\ &\leq \sum_{t=2}^T \sum_{a \in \mathcal{A}} \mathbb{E}_P^{(n)} [|\pi_t(X_{i,t}, a; \mathcal{H}_{1:n,t-1}) - \pi_t^*(X_{i,t}, a; P)| \|\mathbb{E}_{P, \pi^*} [f(\mathcal{H}_{T,i}) \mid \mathcal{H}_{1:n,t-1}, X_{i,t}, A_{i,t} = a]\|_1] \\ &\leq \sum_{t=2}^T \sum_{a \in \mathcal{A}} \mathbb{E}_P^{(n)} [\|\pi_t(\cdot; \mathcal{H}_{1:n,t-1}) - \pi_t^*(\cdot; P)\|_\infty \|\mathbb{E}_{P, \pi^*} [f(\mathcal{H}_{T,i}) \mid \mathcal{H}_{1:n,t-1}, X_{i,t}, A_{i,t} = a]\|_1] \rightarrow 0, \end{aligned}$$

as $n \rightarrow \infty$. We now show that the final limit above holds by Dominated Convergence Theorem.

- By Assumption 3 and since $\|\phi\|_\infty < \infty$, we have that

$$\begin{aligned} \|\mathbb{E}_{P, \pi^*} [f(\mathcal{H}_{T,i}) \mid \mathcal{H}_{1:n,t-1}, X_{i,t}, A_{i,t} = a]\|_1 &= \left\| \mathbb{E}_{P, \pi^*} \left[\sum_{t=1}^T \phi_{i,t} \mathcal{Y}_{i,t} \mid \mathcal{H}_{1:n,t-1}, X_{i,t}, A_{i,t} = a \right] \right\|_1 \\ &\leq \|\phi\|_\infty \mathbb{E}_{P, \pi^*} \left[\sum_{t=1}^T |\mathcal{Y}_{i,t}| \mid \mathcal{H}_{1:n,t-1}, X_{i,t}, A_{i,t} = a \right] \leq \|\phi\|_\infty Y = O_P(1). \end{aligned}$$

By the above result, Corollary 1, and Slutsky's Theorem, we have that for any $t \in [2 : T]$ and any $\epsilon > 0$,

$$(36) \quad \lim_{n \rightarrow \infty} \mathbb{P} \left(\left\| \pi_t(\cdot; \mathcal{H}_{1:n,t-1}) - \pi_t^*(\cdot; P) \right\|_{\infty} \left\| \mathbb{E}_{P, \pi^*} [f(\mathcal{H}_{T,i}) \mid \mathcal{H}_{1:n,t-1}, X_{i,t}, A_{i,t} = a] \right\|_1 > \epsilon \right) = 0.$$

Also note that the following holds P -almost surely

$$\left\| \pi_t(\cdot; \mathcal{H}_{1:n,t-1}) - \pi_t^*(\cdot; P) \right\|_{\infty} \left\| \mathbb{E}_{P, \pi^*} [f(\mathcal{H}_{T,i}) \mid \mathcal{H}_{1:n,t-1}, X_{i,t}, A_{i,t} = a] \right\|_1 \leq 2 \|\phi\|_{\infty} Y$$

and $\mathbb{E}[2\|\phi\|_{\infty} Y] < 2\|\phi\|_{\infty} c_Y$ by Assumption 3.

- Thus, we can apply Dominated Convergence Theorem to conclude that

$$\lim_{n \rightarrow \infty} \mathbb{E}_P^{(n)} \left[\left\| \pi_t(\cdot; \mathcal{H}_{1:n,t-1}) - \pi_t^*(\cdot; P) \right\|_{\infty} \left\| \mathbb{E}_{P, \pi^*} [f(\mathcal{H}_{T,i}) \mid \mathcal{H}_{1:n,t-1}, X_{i,t}, A_{i,t} = a] \right\|_1 \right] = 0.$$

□

B.3 Proof of Theorem 4.1 (Consistency)

B.4 Helpful Lemmas

LEMMA B.2. *Suppose a bandit algorithm is replicable, i.e., satisfies (11), and has an exploration rate $\{\pi_{\min}^{(n)}\}_{n \geq 1}$ such that $\lim_{n \rightarrow \infty} \pi_{\min}^{(n)} n^{1/4} \rightarrow \infty$. Let Assumption 1 hold and let f be a real-valued function of $\mathcal{H}_{i,T}$ such that $\sup_{P \in \mathcal{P}} \mathbb{E}_{P, \pi^*} [f(\mathcal{H}_{1:n,T})^2] < k$ is bounded by some constant $k < \infty$ for all n . Then for each $\epsilon > 0$,*

$$\lim_{n \rightarrow \infty} \sup_{P \in \mathcal{P}} \mathbb{P}_P^{(n)} \left(n^{1/4} \cdot \left| \frac{1}{n} \sum_{i=1}^n \frac{\pi_{i,1:T}^*(P)}{\hat{\pi}_{i,1:T}} f(\mathcal{H}_{i,T}) - \mathbb{E}_{P, \pi^*} [f(\mathcal{H}_{i,T})] \right| > \epsilon \right) = 0.$$

Above $\pi_t^*(x, a; P) = \lim_{n \rightarrow \infty} \mathbb{E}_P^{(n)} [\pi_t(x, a; \mathcal{H}_{1:n,t-1})]$; this limit exists by Assumption 1.

PROOF. Proof of Lemma B.2.

Using the notation from (31), note that by telescoping series:

$$\begin{aligned} n^{1/4} \cdot \left(\frac{1}{n} \sum_{i=1}^n \frac{\pi_{i,1:T}^*(P)}{\hat{\pi}_{i,1:T}} f(\mathcal{H}_{i,T}) - \mathbb{E}_{P, \pi^*} [f(\mathcal{H}_{i,T})] \right) \\ = n^{1/4} \cdot \sum_{t=1}^T \frac{1}{n} \sum_{i=1}^n \left\{ \mathbb{E} \left[\frac{\pi_{i,1:T}^*(P)}{\hat{\pi}_{i,1:T}} f(\mathcal{H}_{i,T}) \mid \mathcal{H}_{1:n,t} \right] - \mathbb{E} \left[\frac{\pi_{i,1:T}^*(P)}{\hat{\pi}_{i,1:T}} f(\mathcal{H}_{i,T}) \mid \mathcal{H}_{1:n,t-1} \right] \right\} \end{aligned}$$

Since T is finite, to prove the Lemma, it is sufficient to show that for any $t \in [1 : T]$:

$$\lim_{n \rightarrow \infty} \sup_{P \in \mathcal{P}} \mathbb{P}_P^{(n)} \left(n^{1/4} \cdot \left| \frac{1}{n} \sum_{i=1}^n \left\{ \mathbb{E}_P^{(n)} \left[\frac{\pi_{i,1:T}^*(P)}{\hat{\pi}_{i,1:T}} f(\mathcal{H}_{i,T}) \mid \mathcal{H}_{1:n,t} \right] - \mathbb{E}_P^{(n)} \left[\frac{\pi_{i,1:T}^*(P)}{\hat{\pi}_{i,1:T}} f(\mathcal{H}_{i,T}) \mid \mathcal{H}_{1:n,t-1} \right] \right\} \right| > \epsilon \right) = 0.$$

Note that

$$\begin{aligned} & \sup_{P \in \mathcal{P}} \mathbb{P}_P^{(n)} \left(n^{1/4} \cdot \left| \frac{1}{n} \sum_{i=1}^n \left\{ \mathbb{E}_P^{(n)} \left[\frac{\pi_{i,1:T}^*(P)}{\hat{\pi}_{i,1:T}} f(\mathcal{H}_{i,T}) \mid \mathcal{H}_{1:n,t} \right] - \mathbb{E}_P^{(n)} \left[\frac{\pi_{i,1:T}^*(P)}{\hat{\pi}_{i,1:T}} f(\mathcal{H}_{i,T}) \mid \mathcal{H}_{1:n,t-1} \right] \right\} \right| > \epsilon \right) \\ & \stackrel{(a)}{\leq} \sup_{P \in \mathcal{P}} \frac{n^{1/2}}{n^2 \epsilon^2} \mathbb{E}_P^{(n)} \left[\left(\sum_{i=1}^n \left\{ \mathbb{E}_P^{(n)} \left[\frac{\pi_{i,1:T}^*(P)}{\hat{\pi}_{i,1:T}} f(\mathcal{H}_{i,T}) \mid \mathcal{H}_{1:n,t} \right] - \mathbb{E}_P^{(n)} \left[\frac{\pi_{i,1:T}^*(P)}{\hat{\pi}_{i,1:T}} f(\mathcal{H}_{i,T}) \mid \mathcal{H}_{1:n,t-1} \right] \right\} \right)^2 \right] \\ & = \sup_{P \in \mathcal{P}} \frac{n^{1/2}}{n^2 \epsilon^2} \mathbb{E}_P^{(n)} \left[\left(\sum_{i=1}^n \left\{ \frac{\pi_{i,1:t}^*(P)}{\hat{\pi}_{i,1:t}} \mathbb{E}_{P, \pi^*} [f(\mathcal{H}_{i,T}) \mid \mathcal{H}_{1:n,t}] - \frac{\pi_{i,1:t-1}^*(P)}{\hat{\pi}_{i,1:t-1}} \mathbb{E}_{P, \pi^*} [f(\mathcal{H}_{i,T}) \mid \mathcal{H}_{1:n,t-1}] \right\} \right)^2 \right] \\ & \stackrel{(b)}{=} \sup_{P \in \mathcal{P}} \frac{n^{1/2}}{n^2 \epsilon^2} \mathbb{E}_P^{(n)} \left[\left(\sum_{i=1}^n \frac{\pi_{i,1:t-1}^*(P)}{\hat{\pi}_{i,1:t-1}} \left\{ \frac{\pi_{i,t}^*(P)}{\hat{\pi}_{i,t}} \mathbb{E}_{P, \pi^*} [f(\mathcal{H}_{i,T}) \mid \mathcal{H}_{i,t}] - \mathbb{E}_{P, \pi^*} [f(\mathcal{H}_{i,T}) \mid \mathcal{H}_{i,t-1}] \right\} \right)^2 \right] \end{aligned}$$

$$\begin{aligned}
&\stackrel{(c)}{=} \sup_{P \in \mathcal{P}} \frac{n^{1/2}}{n^2 \epsilon^2} \sum_{i=1}^n \mathbb{E}_P^{(n)} \left[\left(\frac{\pi_{i,1:t-1}^*(P)}{\hat{\pi}_{i,1:t-1}} \right)^2 \left\{ \frac{\pi_{i,t}^*(P)}{\hat{\pi}_{i,t}} \mathbb{E}_{P,\pi^*} [f(\mathcal{H}_{i,T}) | \mathcal{H}_{i,t}] - \mathbb{E}_{P,\pi^*} [f(\mathcal{H}_{i,T}) | \mathcal{H}_{i,t-1}] \right\}^2 \right] \\
&\stackrel{(d)}{\leq} \sup_{P \in \mathcal{P}} \frac{3}{n^{1/2} \epsilon^2} \left\{ \mathbb{E}_P^{(n)} \left[\left(\frac{\pi_{i,1:t}^*(P)}{\hat{\pi}_{i,1:t}} \mathbb{E}_{P,\pi^*} [f(\mathcal{H}_{i,T}) | \mathcal{H}_{i,t}] \right)^2 \right] + \mathbb{E}_P^{(n)} \left[\left(\frac{\pi_{i,1:t-1}^*(P)}{\hat{\pi}_{i,1:t-1}} \mathbb{E}_{P,\pi^*} [f(\mathcal{H}_{i,T}) | \mathcal{H}_{i,t-1}] \right)^2 \right] \right\} \\
&\stackrel{(e)}{\leq} \sup_{P \in \mathcal{P}} \frac{6}{n^{1/2} \epsilon^2} \mathbb{E}_P^{(n)} \left[\left(\frac{\pi_{i,1:t}^*(P)}{\hat{\pi}_{i,1:t}} \mathbb{E}_{P,\pi^*} [f(\mathcal{H}_{i,T}) | \mathcal{H}_{i,t}] \right)^2 \right] \\
&\stackrel{(f)}{\leq} \sup_{P \in \mathcal{P}} \frac{6}{n^{1/2} \epsilon^2 \pi_{\min}^{(n)}} \mathbb{E}_P^{(n)} \left[\frac{\pi_{i,1:t}^*(P)}{\hat{\pi}_{i,1:t}} \mathbb{E}_{P,\pi^*} [f(\mathcal{H}_{i,T}) | \mathcal{H}_{i,t}]^2 \right] \\
&= \sup_{P \in \mathcal{P}} \frac{6}{n^{1/2} \epsilon^2 \pi_{\min}^{(n)}} \mathbb{E}_{P,\pi^*} \left[\mathbb{E}_{P,\pi^*} [f(\mathcal{H}_{i,T}) | \mathcal{H}_{i,t}]^2 \right] \\
&\stackrel{(g)}{\leq} \sup_{P \in \mathcal{P}} \frac{6}{n^{1/2} \epsilon^2 \pi_{\min}^{(n)}} \mathbb{E}_{P,\pi^*} [f(\mathcal{H}_{i,T})^2] \stackrel{(h)}{\rightarrow} 0.
\end{aligned}$$

Above

- (a) holds by Markov/Chebychev inequality.
- (b) holds since $\mathbb{E}_{P,\pi^*} [f(\mathcal{H}_{i,T}) | \mathcal{H}_{1:n,t}] = \mathbb{E}_{P,\pi^*} [f(\mathcal{H}_{i,T}) | \mathcal{H}_{i,t}]$, because when the fixed policy $\pi_t^*(\cdot; P)$ is used to select actions, the distribution of $\mathcal{H}_{i,T}$ no longer depends on the histories of other individuals given $\mathcal{H}_{i,t}$.
- (c) since the cross terms have expectation zero by law of iterated expectations since (i)

$$\begin{aligned}
&\mathbb{E}_P^{(n)} \left[\frac{\pi_{i,1:t-1}^*(P)}{\hat{\pi}_{i,1:t-1}} \left\{ \frac{\pi_{i,t}^*(P)}{\hat{\pi}_{i,t}} \mathbb{E}_{P,\pi^*} [f(\mathcal{H}_{i,T}) | \mathcal{H}_{i,t}] - \mathbb{E}_{P,\pi^*} [f(\mathcal{H}_{i,T}) | \mathcal{H}_{i,t-1}] \right\} \middle| \mathcal{H}_{1:n,t-1} \right] \\
&= \mathbb{E}_P^{(n)} \left[\frac{\pi_{i,1:t-1}^*(P)}{\hat{\pi}_{i,1:t-1}} \left\{ \frac{\pi_{i,t}^*(P)}{\hat{\pi}_{i,t}} \mathbb{E}_{P,\pi^*} [f(\mathcal{H}_{i,T}) | \mathcal{H}_{i,t}] - \mathbb{E}_{P,\pi^*} [f(\mathcal{H}_{i,T}) | \mathcal{H}_{i,t-1}] \right\} \middle| \mathcal{H}_{1:n,t-1} \right] = 0
\end{aligned}$$

and (ii) for any $i \neq j$,

$$\begin{aligned}
&\mathbb{E}_P^{(n)} \left[\frac{\pi_{i,1:t-1}^*(P)}{\hat{\pi}_{i,1:t-1}} \left\{ \frac{\pi_{i,t}^*(P)}{\hat{\pi}_{i,t}} \mathbb{E}_{P,\pi^*} [f(\mathcal{H}_{i,T}) | \mathcal{H}_{i,t}] - \mathbb{E}_{P,\pi^*} [f(\mathcal{H}_{i,T}) | \mathcal{H}_{i,t-1}] \right\} \right. \\
&\quad \left. \frac{\pi_{j,1:t-1}^*(P)}{\hat{\pi}_{j,1:t-1}} \left\{ \frac{\pi_{j,t}^*(P)}{\hat{\pi}_{j,t}} \mathbb{E}_{P,\pi^*} [f(\mathcal{H}_{j,T}) | \mathcal{H}_{j,t}] - \mathbb{E}_{P,\pi^*} [f(\mathcal{H}_{j,T}) | \mathcal{H}_{j,t-1}] \right\} \middle| \mathcal{H}_{1:n,t-1} \right] \\
&= \frac{\pi_{i,1:t-1}^*(P)}{\hat{\pi}_{i,1:t-1}} \frac{\pi_{j,1:t-1}^*(P)}{\hat{\pi}_{j,1:t-1}} \mathbb{E}_P^{(n)} \left[\left\{ \frac{\pi_{i,t}^*(P)}{\hat{\pi}_{i,t}} \mathbb{E}_{P,\pi^*} [f(\mathcal{H}_{i,T}) | \mathcal{H}_{i,t}] - \mathbb{E}_{P,\pi^*} [f(\mathcal{H}_{i,T}) | \mathcal{H}_{i,t-1}] \right\} \right. \\
&\quad \left. \left\{ \frac{\pi_{j,t}^*(P)}{\hat{\pi}_{j,t}} \mathbb{E}_{P,\pi^*} [f(\mathcal{H}_{j,T}) | \mathcal{H}_{j,t}] - \mathbb{E}_{P,\pi^*} [f(\mathcal{H}_{j,T}) | \mathcal{H}_{j,t-1}] \right\} \middle| \mathcal{H}_{1:n,t-1} \right] \\
&= \frac{\pi_{i,1:t-1}^*(P)}{\hat{\pi}_{i,1:t-1}} \frac{\pi_{j,1:t-1}^*(P)}{\hat{\pi}_{j,1:t-1}} \left\{ \mathbb{E}_P^{(n)} \left[\frac{\pi_{i,t}^*(P)}{\hat{\pi}_{i,t}} \mathbb{E}_{P,\pi^*} [f(\mathcal{H}_{i,T}) | \mathcal{H}_{i,t}] - \mathbb{E}_{P,\pi^*} [f(\mathcal{H}_{i,T}) | \mathcal{H}_{i,t-1}] \middle| \mathcal{H}_{1:n,t-1} \right] \right. \\
&\quad \left. \mathbb{E}_P^{(n)} \left[\frac{\pi_{j,t}^*(P)}{\hat{\pi}_{j,t}} \mathbb{E}_{P,\pi^*} [f(\mathcal{H}_{j,T}) | \mathcal{H}_{j,t}] - \mathbb{E}_{P,\pi^*} [f(\mathcal{H}_{j,T}) | \mathcal{H}_{j,t-1}] \middle| \mathcal{H}_{1:n,t-1} \right] \right\}
\end{aligned}$$

The final equality holds because given $\mathcal{H}_{1:n,t-1}$ the policy $\hat{\pi}_t$ is non-random, and individual histories $\mathcal{H}_{i,t}$ and $\mathcal{H}_{j,t}$ are independent conditional on $\mathcal{H}_{1:n,t-1}$.

- (d) holds because $(a - b)^2 = a^2 - 2ab + b^2 \leq 3a^2 + b^2$.

- (e) and (g) hold by Jensen's inequality.
- (f) and (h) hold because the bandit algorithm has an exploration rate $\{\pi_{\min}^{(n)}\}_{n \geq 1}$ such that $\lim_{n \rightarrow \infty} \pi_{\min}^{(n)} n^{1/4} \rightarrow \infty$.

□

LEMMA B.3. *Suppose a bandit algorithm is replicable, i.e., satisfies (11), and has an exploration rate $\{\pi_{\min}^{(n)}\}_{n \geq 1}$ such that $\lim_{n \rightarrow \infty} \pi_{\min}^{(n)} n^{1/4} \rightarrow \infty$. Let Assumption 1 hold and let f be a real-valued function of $\mathcal{H}_{i,T}$ such that $\sup_{P \in \mathcal{P}} \mathbb{E}_{P, \pi^*} [f(\mathcal{H}_{1:n,T})^2] < k$ is bounded by some constant $k < \infty$ for all n . Then for each $\epsilon > 0$,*

$$\lim_{n \rightarrow 0} \sup_{P \in \mathcal{P}} \mathbb{P}_P^{(n)} \left(n^{1/4} \cdot \left| \frac{1}{n} \sum_{i=1}^n f(\mathcal{H}_{i,T}) - \mathbb{E}_{P, \pi^*} [f(\mathcal{H}_{i,T})] \right| > \epsilon \right) = 0.$$

PROOF. Proof of Lemma B.3.

Using the notation from (31), note the following decomposition:

$$\frac{1}{n} \sum_{i=1}^n f(\mathcal{H}_{i,T}) = \underbrace{\frac{1}{n} \sum_{i=1}^n \frac{\pi_{i,1:T}^*(P)}{\hat{\pi}_{i,1:T}} f(\mathcal{H}_{i,T})}_{(a)} + \underbrace{\frac{1}{n} \sum_{i=1}^n \frac{\pi_{i,1:T}^*(P) - \hat{\pi}_{i,1:T}}{\hat{\pi}_{i,1:T}} f(\mathcal{H}_{i,T})}_{(b)}$$

Regarding term (a) above: By Lemma B.2 (which uses Assumptions 1, $\sup_{P \in \mathcal{P}} \mathbb{E}_{P, \pi^*} [f(\mathcal{H}_{1:n,T})^2] < k$, and that the bandit algorithm is replicable, i.e., satisfies (11), and has an exploration rate $\{\pi_{\min}^{(n)}\}_{n \geq 1}$ such that $\lim_{n \rightarrow \infty} \pi_{\min}^{(n)} n^{1/4} \rightarrow \infty$) we have that for each $\epsilon > 0$:

$$\lim_{n \rightarrow 0} \sup_{P \in \mathcal{P}} \mathbb{P}_P^{(n)} \left(n^{1/4} \cdot \left| \frac{1}{n} \sum_{i=1}^n \frac{\pi_{i,1:T}^*(P)}{\hat{\pi}_{i,1:T}} f(\mathcal{H}_{i,T}) - \mathbb{E}_{P, \pi^*} [f(\mathcal{H}_{i,T})] \right| > \epsilon \right) = 0.$$

Regarding term (b) above: Note that for any P and n the following inequalities hold almost surely:

$$\begin{aligned} n^{1/4} \cdot \left| \frac{1}{n} \sum_{i=1}^n \frac{\pi_{i,1:T}^*(P) - \hat{\pi}_{i,1:T}}{\hat{\pi}_{i,1:T}} f(\mathcal{H}_{i,T}) \right| &\leq n^{1/4} \cdot \frac{1}{n} \sum_{i=1}^n \frac{|\pi_{i,1:T}^*(P) - \hat{\pi}_{i,1:T}|}{\hat{\pi}_{i,1:T}} |f(\mathcal{H}_{i,T})| \\ &\leq \left(n^{1/4} \cdot \frac{1}{n} \sum_{i=1}^n \frac{|f(\mathcal{H}_{i,T})|}{\hat{\pi}_{i,1:T}} \right) \sup_{x_{1:T}, a_{1:T}} \left| \prod_{t=1}^T \hat{\pi}_t(x_t, a_t) - \prod_{t=1}^T \pi_t^*(x_t, a_t; P) \right| \\ &\leq \underbrace{\left(n^{1/4} \cdot \frac{1}{n} \sum_{i=1}^n \frac{\pi_{1:T,i}^*}{\hat{\pi}_{i,1:T}} |f(\mathcal{H}_{i,T})| \right)}_{(i)} \sup_{x_{1:T}, a_{1:T}} \underbrace{\left| \prod_{t=1}^T \hat{\pi}_t(x_t, a_t) - \prod_{t=1}^T \pi_t^*(x_t, a_t; P) \right|}_{(ii)} \end{aligned}$$

Regarding term (i) above, by Lemma B.2, we have that for each $\epsilon > 0$:

$$\lim_{n \rightarrow 0} \sup_{P \in \mathcal{P}} \mathbb{P}_P^{(n)} \left(n^{1/4} \cdot \left| \frac{1}{n} \sum_{i=1}^n \frac{\pi_{1:T,i}^*}{\hat{\pi}_{i,1:T}} |f(\mathcal{H}_{i,T})| - \mathbb{E}_{P, \pi^*} [|f(\mathcal{H}_{i,T})|] \right| > \epsilon \right) = 0.$$

We are able to apply Lemma B.2 because of Assumption 1, the fact that the bandit algorithm is replicable, i.e., satisfies (11), and has an exploration rate $\{\pi_{\min}^{(n)}\}_{n \geq 1}$ such that $\lim_{n \rightarrow \infty} \pi_{\min}^{(n)} n^{1/4} \rightarrow \infty$, and since $\sup_{P \in \mathcal{P}} \mathbb{E}_{P, \pi^*} [f(\mathcal{H}_{1:n,T})^2] < k$.

Regarding term (ii), note that by Corollary 1 (which uses Assumption 1),

$$\sup_{x_{1:T}, a_{1:T}} \left| \prod_{t=1}^T \hat{\pi}_t(x_t, a_t) - \prod_{t=1}^T \pi_t^*(x_t, a_t; P) \right| = \sup_{P \in \mathcal{P}} o_P(1).$$

□

B.5 Main Proof

PROOF. Proof of Theorem 4.1.

Also using the definition of $\theta^*(P)$ we can derive that:

$$\theta^*(P) = \left(\mathbb{E}_{P,\pi^*} \left[\sum_{t=1}^T \phi_{i,t} \phi_{i,t}^\top \right] \right)^{-1} \mathbb{E}_{P,\pi^*} \left[\sum_{t=1}^T \phi_{i,t} \mathcal{Y}_{i,t} \right]$$

Above, the matrix $\mathbb{E}_{P,\pi^*} \left[\sum_{t=1}^T \phi_{i,t} \phi_{i,t}^\top \right]$ is invertible by Assumption 2.

By Lemma B.3, for each $\epsilon > 0$,

$$(37) \quad \lim_{n \rightarrow 0} \sup_{P \in \mathcal{P}} \mathbb{P}_P^{(n)} \left(\left| \frac{1}{n} \sum_{i=1}^n \sum_{t=1}^T \phi_{i,t} \phi_{i,t}^\top - \mathbb{E}_{P,\pi^*} \left[\sum_{t=1}^T \phi_{i,t} \phi_{i,t}^\top \right] \right| > \epsilon \right) = 0$$

We are able to apply Lemma B.3 because $\|\phi\|_\infty < \infty$, Assumptions 1 holds and since the bandit algorithm is replicable, i.e., satisfies (11), and has an exploration rate $\{\pi_{\min}^{(n)}\}_{n \geq 1}$ such that $\lim_{n \rightarrow \infty} \pi_{\min}^{(n)} n^{1/4} \rightarrow \infty$.

By (37) and Assumption 2 we have that the probability that $\frac{1}{n} \sum_{i=1}^n \sum_{t=1}^T \phi_{i,t} \phi_{i,t}^\top$ has eigenvalue greater than a constant $\lambda > 0$ goes to 1 uniformly over $P \in \mathcal{P}$. Thus,

$$(38) \quad \lim_{n \rightarrow 0} \sup_{P \in \mathcal{P}} \mathbb{P}_P^{(n)} \left(\left| \left(\frac{1}{n} \sum_{i=1}^n \sum_{t=1}^T \phi_{i,t} \phi_{i,t}^\top \right)^{-1} - \mathbb{E}_{P,\pi^*} \left[\sum_{t=1}^T \phi_{i,t} \phi_{i,t}^\top \right]^{-1} \right| > \epsilon \right) = 0$$

By Lemma B.3, for each $\epsilon > 0$,

$$(39) \quad \lim_{n \rightarrow 0} \sup_{P \in \mathcal{P}} \mathbb{P}_P^{(n)} \left(\left| \frac{1}{n} \sum_{i=1}^n \sum_{t=1}^T \phi_{i,t} \mathcal{Y}_{i,t} - \mathbb{E}_{P,\pi^*} \left[\sum_{t=1}^T \phi_{i,t} \mathcal{Y}_{i,t} \right] \right| > \epsilon \right) = 0$$

Again, we are able to apply Lemma B.3 because $\|\phi\|_\infty < \infty$, Assumptions 1 and 3, and since the bandit algorithm is replicable, i.e., satisfies (11), and has an exploration rate $\{\pi_{\min}^{(n)}\}_{n \geq 1}$ such that $\lim_{n \rightarrow \infty} \pi_{\min}^{(n)} n^{1/4} \rightarrow \infty$.

Using the definition of $\hat{\theta}^{(n)}$ we can derive that:

$$\hat{\theta}^{(n)} = \left(\frac{1}{n} \sum_{i=1}^n \sum_{t=1}^T \phi_{i,t} \phi_{i,t}^\top \right)^{-1} \frac{1}{n} \sum_{i=1}^n \sum_{t=1}^T \phi_{i,t} \mathcal{Y}_{i,t}$$

Above, $\phi_{i,t} \triangleq \phi(X_{t,i}, A_{t,i}, \mathcal{H}_{i,t-1})$.

By continuous mapping theorem, and (39) and 38, for each $\epsilon > 0$,

$$\lim_{n \rightarrow \infty} \sup_{P \in \mathcal{P}} \mathbb{P}_P^{(n)} \left(\|\hat{\theta}^{(n)} - \theta^*(P)\|_2 > \epsilon \right) = 0.$$

□

B.6 Proof of Theorem 4.2 (Asymptotic Normality)

B.6.1 Formula for Limiting Variance We now write the formulas for the limiting variance from (18):

$$\begin{aligned} \ddot{L}_P &\triangleq \mathbb{E}_{P,\pi^*} \left[\sum_{t=1}^T \phi_{i,t} \phi_{i,t}^\top \right] \\ \Sigma_P &\triangleq \mathbb{E}_{P,\pi^*} \left[\left(\dot{\ell}_{\theta^*}(\mathcal{H}_{i,T}) - Q_{2:T} \psi_{\beta_{1:T-1}^*}(\mathcal{H}_{i,T-1}) \right) \left(\dot{\ell}_{\theta^*}(\mathcal{H}_{i,T}) - Q_{2:T} \psi_{\beta_{1:T-1}^*}(\mathcal{H}_{i,T-1}) \right)^\top \right] \\ Q_{P,2:T} &\triangleq \begin{pmatrix} Q_{P,2} \\ Q_{P,3} \\ \vdots \\ Q_{P,T} \end{pmatrix} \quad \text{where} \quad Q_{P,t} \triangleq \mathbb{E}_{P,\pi^*} \left[\frac{\dot{\ell}_{\theta^*}(\mathcal{H}_{i,T})^\top}{\pi_{i,t}^*} \dot{\pi}_t(X_{i,t}, A_{i,t}; \beta_{t-1}^*(P)) \right]. \end{aligned}$$

B.6.2 Main Proof of Theorem 4.2

PROOF. Using the definition of $\hat{\theta}^{(n)}$ we can derive that:

$$(40) \quad \hat{\theta}^{(n)} = \left(\frac{1}{n} \sum_{i=1}^n \sum_{t=1}^T \phi_{i,t} \phi_{i,t}^\top \right)^{-1} \frac{1}{n} \sum_{i=1}^n \sum_{t=1}^T \phi_{i,t} \mathcal{Y}_{i,t}$$

Above, $\phi_{i,t} \triangleq \phi(X_{t,i}, A_{t,i}, \mathcal{H}_{i,t-1})$. By (37) and Assumption 2 we have that the probability that $\frac{1}{n} \sum_{i=1}^n \sum_{t=1}^T \phi_{i,t} \phi_{i,t}^\top$ has eigenvalue greater than a constant $\lambda > 0$ goes to 1 uniformly over $P \in \mathcal{P}$.

Note that by rearranging terms in the equality (40) we get that

$$(41) \quad \sqrt{n}(\hat{\theta}^{(n)} - \theta^*) = \left(\frac{1}{n} \sum_{i=1}^n \sum_{t=1}^T \phi_{i,t} \phi_{i,t}^\top \right)^{-1} \frac{1}{\sqrt{n}} \sum_{i=1}^n \sum_{t=1}^T \phi_{i,t} (\mathcal{Y}_{i,t} - \phi_{i,t}^\top \theta^*)$$

$$(42) \quad = \left(\mathbb{E}_{P, \pi^*} \left[\sum_{t=1}^T \phi_{i,t} \phi_{i,t}^\top \right] + \sup_{P \in \mathcal{P}} o_P(1) \right)^{-1} \frac{1}{\sqrt{n}} \sum_{i=1}^n \dot{\ell}_{\theta^*}(\mathcal{H}_{i,T})$$

$$(43) \quad = \left(\mathbb{E}_{P, \pi^*} \left[\sum_{t=1}^T \phi_{i,t} \phi_{i,t}^\top \right] + \sup_{P \in \mathcal{P}} o_P(1) \right)^{-1} \frac{1}{\sqrt{n}} \sum_{i=1}^n \frac{\hat{\pi}_{i,2:T}}{\hat{\pi}_{i,2:T}} \dot{\ell}_{\theta^*}(\mathcal{H}_{i,T})$$

$$(44) \quad = \left(\ddot{L}_P^{-1} + \sup_{P \in \mathcal{P}} o_P(1) \right) \left[\underbrace{\frac{1}{\sqrt{n}} \sum_{i=1}^n \frac{\pi_{i,2:T}^*}{\hat{\pi}_{i,2:T}} \dot{\ell}_{\theta^*}(\mathcal{H}_{i,T})}_{(i)} - \underbrace{\frac{1}{\sqrt{n}} \sum_{i=1}^n \frac{\hat{\pi}_{i,2:T} - \pi_{i,2:T}^*}{\hat{\pi}_{i,2:T}} \dot{\ell}_{\theta^*}(\mathcal{H}_{i,T})}_{(ii)} \right]$$

Above

- The second equality holds because $\frac{1}{n} \sum_{i=1}^n \sum_{t=1}^T \phi_{i,t} \phi_{i,t}^\top - \mathbb{E}_{P, \pi^*} \left[\sum_{t=1}^T \phi_{i,t} \phi_{i,t}^\top \right] = \sup_{P \in \mathcal{P}} o_P(1)$ by Lemma B.3, which we can apply because Assumption 1 holds, $\|\phi_{i,t}\|_\infty$, and the bandit algorithm is replicable, i.e., satisfies 11 and has a constant exploration rate.
- The third equality holds because $\left(\frac{1}{n} \sum_{i=1}^n \sum_{t=1}^T \phi_{i,t} \phi_{i,t}^\top \right)^{-1} - \mathbb{E}_{P, \pi^*} \left[\sum_{t=1}^T \phi_{i,t} \phi_{i,t}^\top \right]^{-1} = \sup_{P \in \mathcal{P}} o_P(1)$ by continuous mapping theorem and Assumption 2.
- The final equality holds because $\ddot{L}_P \triangleq \mathbb{E}_{P, \pi^*} \left[\sum_{t=1}^T \phi_{i,t} \phi_{i,t}^\top \right]$ by definition.

Simplifying (ii) above.

$$\begin{aligned} & \frac{1}{\sqrt{n}} \sum_{i=1}^n \frac{\hat{\pi}_{i,2:T} - \pi_{i,2:T}^*}{\hat{\pi}_{i,2:T}} \dot{\ell}_{\theta^*}(\mathcal{H}_{i,T}) \stackrel{(a)}{=} \frac{1}{\sqrt{n}} \sum_{i=1}^n \frac{\dot{\ell}_{\theta^*}(\mathcal{H}_{i,T})}{\hat{\pi}_{i,2:T}} \sum_{t=2}^T \hat{\pi}_{i,2:t-1} \cdot \{\hat{\pi}_{i,t} - \pi_{i,t}^*(P)\} \cdot \pi_{i,t+1:T}^*(P) \\ & = \sum_{t=2}^T \frac{1}{n} \sum_{i=1}^n \frac{\dot{\ell}_{\theta^*}(\mathcal{H}_{i,T})}{\hat{\pi}_{i,2:T}} \hat{\pi}_{i,2:t-1} \cdot \pi_{i,t+1:T}^*(P) \cdot \sqrt{n} \{\hat{\pi}_{i,t} - \pi_{i,t}^*(P)\} \\ & \stackrel{(b)}{=} \sum_{t=2}^T \frac{1}{n} \sum_{i=1}^n \frac{\dot{\ell}_{\theta^*}(\mathcal{H}_{i,T})}{\hat{\pi}_{i,2:T}} \hat{\pi}_{i,2:t-1} \cdot \pi_{i,t+1:T}^*(P) \left\{ \dot{\pi}(X_{i,t}, A_{i,t}; \beta_{t-1}^*(P)) \sqrt{n} (\hat{\beta}_{t-1}^{(n)} - \beta_{t-1}^*(P)) \right. \\ & \quad \left. + \sqrt{n} \sup_{P \in \mathcal{P}} o_P(\|\hat{\beta}_{t-1}^{(n)} - \beta_{t-1}^*(P)\|_2) \right\} \\ & \stackrel{(c)}{=} \sum_{t=2}^T \left[\frac{1}{n} \sum_{i=1}^n \frac{\dot{\ell}_{\theta^*}(\mathcal{H}_{i,T})}{\hat{\pi}_{i,2:T}} \hat{\pi}_{i,2:t-1} \cdot \pi_{i,t+1:T}^*(P) \cdot \dot{\pi}(X_{i,t}, A_{i,t}; \beta_{t-1}^*(P)) \right] \sqrt{n} (\hat{\beta}_{t-1}^{(n)} - \beta_{t-1}^*(P)) \\ & \quad + \sum_{t=2}^T \left[\frac{1}{n} \sum_{i=1}^n \frac{\dot{\ell}_{\theta^*}(\mathcal{H}_{i,T})}{\hat{\pi}_{i,2:T}} \hat{\pi}_{i,2:t-1} \cdot \pi_{i,t+1:T}^*(P) \right] \sup_{P \in \mathcal{P}} o_P(1) \end{aligned}$$

$$\begin{aligned}
&\underbrace{=}_{(d)} \sum_{t=2}^T \left[\frac{1}{n} \sum_{i=1}^n \frac{\dot{\ell}_{\theta^*}(\mathcal{H}_{i,T})}{\hat{\pi}_{i,2:T}} \left(\pi_{i,2:t-1}^*(P) + \sup_{P \in \mathcal{P}} o_P(1) \right) \cdot \pi_{i,t+1:T}^*(P) \cdot \dot{\pi}(X_{i,t}, A_{i,t}; \beta_{t-1}^*(P)) \right] \sqrt{n}(\hat{\beta}_{t-1}^{(n)} - \beta_{t-1}^*(P)) \\
&+ \sum_{t=2}^T \left[\frac{1}{n} \sum_{i=1}^n \frac{\dot{\ell}_{\theta^*}(\mathcal{H}_{i,T})}{\hat{\pi}_{i,2:T}} \left(\pi_{i,2:t-1}^*(P) + \sup_{P \in \mathcal{P}} o_P(1) \right) \cdot \pi_{i,t+1:T}^*(P) \right] \sup_{P \in \mathcal{P}} o_P(1) \\
&\underbrace{=}_{(e)} \sum_{t=2}^T \left[Q_{P,t} + \sup_{P \in \mathcal{P}} o_P(1) \right] \sqrt{n}(\hat{\beta}_{t-1}^{(n)} - \beta_{t-1}^*(P)) + \left\{ \sup_{P \in \mathcal{P}} o_P(1) \right\} \left\{ \sup_{P \in \mathcal{P}} o_P(1) \right\} \\
&= \sum_{t=2}^T Q_{P,t} \sqrt{n}(\hat{\beta}_{t-1}^{(n)} - \beta_{t-1}^*(P)) + \sup_{P \in \mathcal{P}} o_P(1) \\
&\underbrace{=}_{(f)} Q_{P,2:T} \sqrt{n}(\hat{\beta}_{1:T-1}^{(n)} - \beta_{1:T-1}^*(P)) + \sup_{P \in \mathcal{P}} o_P(1) \\
&\underbrace{=}_{(g)} Q_{P,2:T} \frac{1}{\sqrt{n}} \sum_{i=1}^n \frac{\pi_{i,2:T}^*}{\hat{\pi}_{i,2:T}} \psi_{\beta_{1:T-1}^*}(\mathcal{H}_{i,T-1}) + \sup_{P \in \mathcal{P}} o_P(1).
\end{aligned}$$

Above,

- (a) holds since by telescoping sums

$$\pi_{i,2:T}^*(P) - \hat{\pi}_{i,2:T} = \sum_{t=2}^T \pi_{i,2:t-1}^*(P) \cdot \{ \pi_{i,t}^*(P) - \hat{\pi}_{i,t} \} \cdot \hat{\pi}_{i,t+1:T}$$

Above, by slight abuse of notation we use “out of bounds” indexing to refer to one, i.e., $\pi_{i,2:1}^*(P) \triangleq 1$ and $\hat{\pi}_{i,T+1:T} \triangleq 1$.

- (b) holds since by Assumption 4,

$$\begin{aligned}
\hat{\pi}_{i,t} - \pi_{i,t}^*(P) &= \pi(X_{i,t}, A_{i,t}; \hat{\beta}_{t-1}^{(n)}) - \pi(X_{i,t}, A_{i,t}; \beta_{t-1}^*(P)) \\
&= \dot{\pi}(X_{i,t}, A_{i,t}; \beta_{t-1}^*(P)) (\hat{\beta}_{t-1}^{(n)} - \beta_{t-1}^*(P)) + \sup_{P \in \mathcal{P}} o_P(\|\hat{\beta}_{t-1}^{(n)} - \beta_{t-1}^*(P)\|_2)
\end{aligned}$$

- (c) holds since by Assumption 5,

$$\sup_{P \in \mathcal{P}} o_P(\sqrt{n} \|\hat{\beta}_{t-1}^{(n)} - \beta_{t-1}^*(P)\|_2) = \sup_{P \in \mathcal{P}} o_P(1)$$

- (d) holds since

$$\hat{\pi}_{i,2:t-1} - \pi_{i,2:t-1}^*(P) + \pi_{i,2:t-1}^*(P) = \pi_{i,2:t-1}^*(P) = \pi_{i,2:t-1}^*(P) + \sup_{P \in \mathcal{P}} o_P(1)$$

The final equality above holds by Corollary 1 (which uses Assumption 1).

- (e) holds because of two results. The first is that by Lemma B.2,

$$\begin{aligned}
&\frac{1}{n} \sum_{i=1}^n \frac{\dot{\ell}_{\theta^*}(\mathcal{H}_{i,T})}{\hat{\pi}_{i,2:T}} \pi_{i,2:t-1}^*(P) \cdot \pi_{i,t+1:T}^*(P) \cdot \dot{\pi}(X_{i,t}, A_{i,t}; \beta_{t-1}^*(P)) \\
&= \frac{1}{n} \sum_{i=1}^n \frac{\pi_{i,2:T}^*(P)}{\hat{\pi}_{i,2:T}} \frac{\dot{\ell}_{\theta^*}(\mathcal{H}_{i,T})}{\pi_{i,t}^*} \cdot \dot{\pi}(X_{i,t}, A_{i,t}; \beta_{t-1}^*(P)) \\
&= \mathbb{E}_{P, \pi^*} \left[\frac{\dot{\ell}_{\theta^*}(\mathcal{H}_{i,T})^\top}{\pi_{i,t}^*} \dot{\pi}_t(X_{i,t}, A_{i,t}; \beta_{t-1}^*(P)) \right] + \sup_{P \in \mathcal{P}} o_P(1) = Q_{P,t} + \sup_{P \in \mathcal{P}} o_P(1)
\end{aligned}$$

We are able to apply Lemma B.2 due to Assumptions 1 and since

$$\begin{aligned} & \sup_{P \in \mathcal{P}} \mathbb{E}_{P, \pi^*} \left[\left(\frac{\dot{\ell}_{\theta^*}(\mathcal{H}_{i,T})^\top}{\pi_{i,t}^*} \cdot \dot{\pi}(X_{i,t}, A_{i,t}; \beta_{t-1}^*(P)) \right)^2 \right] \leq \frac{1}{\pi_{\min}^2} \sup_{P \in \mathcal{P}} \mathbb{E}_{P, \pi^*} \left[\|\dot{\ell}_{\theta^*}(\mathcal{H}_{i,T})\|^2 \|\dot{\pi}(X_{i,t}, A_{i,t}; \beta_{t-1}^*(P))\|^2 \right] \\ & \leq \frac{1}{\pi_{\min}^2} \sup_{P \in \mathcal{P}} \mathbb{E}_{P, \pi^*} \left[\|\dot{\ell}_{\theta^*}(\mathcal{H}_{i,T})\|^4 + \|\dot{\pi}(X_{i,t}, A_{i,t}; \beta_{t-1}^*(P))\|^4 \right] < \infty \end{aligned}$$

Above the first inequality holds by our constant exploration assumption and Cauchy-Schwartz inequality. The second inequality holds because $|a|^2|b|^2 \leq |a|^4 + |b|^4$. The final inequality holds by Assumptions 3 and 4.

By an analogous argument,

$$\frac{1}{n} \sum_{i=1}^n \frac{\dot{\ell}_{\theta^*}(\mathcal{H}_{i,T})}{\hat{\pi}_{i,2:T}} \pi_{i,2:t-1}^*(P) \pi_{i,t+1:T}^*(P) = \mathbb{E}_{P, \pi^*} \left[\frac{\dot{\ell}_{\theta^*}(\mathcal{H}_{i,T})}{\pi_{i,t}^*} \right] + \sup_{P \in \mathcal{P}} o_P(1) = \sup_{P \in \mathcal{P}} O_P(1)$$

The last equality holds because $\pi_{i,t}^* \geq \pi_{\min} > 0$ by our exploration rate assumption and

$$\sup_{P \in \mathcal{P}} \mathbb{E}_{P, \pi^*} \left[\|\dot{\ell}_{\theta^*}(\mathcal{H}_{i,T})\|_2^2 \right] < \infty \text{ by Assumption 3.}$$

- (f) uses $Q_{P,2:T} \triangleq \begin{pmatrix} Q_{P,2} \\ Q_{P,3} \\ \vdots \\ Q_{P,T} \end{pmatrix}$.
- (g) holds by Assumption 5 and continuous mapping theorem.

Consolidating Results. Using (44) and our simplification of the term (ii) above, we have that

$$\begin{aligned} (45) \quad & \sqrt{n}(\hat{\theta}^{(n)} - \theta^*) \\ (46) \quad & = \left(\ddot{L}_P^{-1} + \sup_{P \in \mathcal{P}} o_P(1) \right) \frac{1}{\sqrt{n}} \sum_{i=1}^n \frac{\pi_{i,2:T}^*}{\hat{\pi}_{i,2:T}} \left(\dot{\ell}_{\theta^*}(\mathcal{H}_{i,T}) - Q_{2:T} \psi_{\beta_{1:T-1}^*}(\mathcal{H}_{i,T-1}) \right) + \sup_{P \in \mathcal{P}} o_P(1) \end{aligned}$$

By Theorem D.4 in [93], we have that

$$\begin{aligned} (47) \quad & \frac{1}{\sqrt{n}} \sum_{i=1}^n \frac{\pi_{i,2:T}^*}{\hat{\pi}_{i,2:T}} \left(\dot{\ell}_{\theta^*}(\mathcal{H}_{i,T}) + Q_{2:T} \psi_{\beta_{1:T-1}^*}(\mathcal{H}_{i,T-1}) \right) \\ & \xrightarrow{D} \mathcal{N} \left(0, \mathbb{E}_{P, \pi^*} \left[\left(\dot{\ell}_{\theta^*}(\mathcal{H}_{i,T}) - Q_{2:T} \psi_{\beta_{1:T-1}^*}(\mathcal{H}_{i,T-1}) \right) \left(\dot{\ell}_{\theta^*}(\mathcal{H}_{i,T}) - Q_{2:T} \psi_{\beta_{1:T-1}^*}(\mathcal{H}_{i,T-1}) \right)^\top \right] \right) \end{aligned}$$

uniformly over $P \in \mathcal{P}$ because

- The bandit algorithm has a constant exploration rate $\{\pi_{\min}^{(n)}\}_{n \geq 1}$ where $\pi_{\min}^{(n)} = \pi_{\min}$ for a constant $\pi_{\min} > 0$.
- By Assumption 5, $\sup_{P \in \mathcal{P}} (\hat{\beta}_{1:T-1}^{(n)} - \beta_{1:T-1}^*(P)) = \sup_{P \in \mathcal{P}} O_P(1/\sqrt{n})$.
- Below we use $\dot{\ell}_{\theta^*}(\mathcal{H}_{i,T})[k]$ and $Q_{2:T} \psi_{\beta_{1:T-1}^*}(\mathcal{H}_{i,T-1})[k]$ to denote the k th dimension of the respective vectors.

$$\begin{aligned} & \sup_{P \in \mathcal{P}} \mathbb{E}_{P, \pi^*} \left[\left| \dot{\ell}_{\theta^*}(\mathcal{H}_{i,T})[k] + Q_{2:T} \psi_{\beta_{1:T-1}^*}(\mathcal{H}_{i,T-1})[k] \right|^{2+\alpha} \right] \\ & \leq 2^{1+\alpha} \sup_{P \in \mathcal{P}} \mathbb{E}_{P, \pi^*} \left[\left| \dot{\ell}_{\theta^*}(\mathcal{H}_{i,T})[k] \right|^{2+\alpha} + \left| Q_{2:T} \psi_{\beta_{1:T-1}^*}(\mathcal{H}_{i,T-1})[k] \right|^{2+\alpha} \right] < \infty. \end{aligned}$$

The first inequality above holds because by Jensen's inequality $\left(\frac{|a-b|}{2}\right)^{2+\alpha} \leq \left(\frac{|a|+|b|}{2}\right)^{2+\alpha} \leq \frac{|a|^{2+\alpha} + |b|^{2+\alpha}}{2}$. The final inequality above holds by Assumptions 3 and 5.

By Slutsky's Theorem, continuous mapping theorem, (45), and (47) we have that

$$\begin{aligned} \sqrt{n}(\hat{\theta}^{(n)} - \theta^*) & = \ddot{L}_P^{-1} \frac{1}{\sqrt{n}} \sum_{i=1}^n \frac{\pi_{i,2:T}^*}{\hat{\pi}_{i,2:T}} \left(\dot{\ell}_{\theta^*}(\mathcal{H}_{i,T}) - Q_{2:T} \psi_{\beta_{1:T-1}^*}(\mathcal{H}_{i,T-1}) \right) + \sup_{P \in \mathcal{P}} o_P(1) \\ & \xrightarrow{D} \mathcal{N} \left(0, \ddot{L}_P^{-1} \Sigma_P (\ddot{L}_P^{-1})^\top \right) \end{aligned}$$

uniformly over $P \in \mathcal{P}$. Above we use

$$\Sigma_P \triangleq \mathbb{E}_{P, \pi^*} \left[\left(\dot{\ell}_{\theta^*}(\mathcal{H}_{i,T}) - Q_{2:T} \psi_{\beta_{1:T-1}^*}(\mathcal{H}_{i,T-1}) \right) \left(\dot{\ell}_{\theta^*}(\mathcal{H}_{i,T}) - Q_{2:T} \psi_{\beta_{1:T-1}^*}(\mathcal{H}_{i,T-1}) \right)^\top \right]$$

which holds by definition. □

APPENDIX C: ADDITIONAL SIMULATION DETAILS

C.1 Synthetic Simulation Details

C.1.1 Additional Simulation Environment Details In the generation of outcomes $Y_{i,t}$ from (20), we use $\alpha_0 = 0$, $\alpha_1 = 1$, and $\alpha_2 = 0$. The reward noise $\epsilon_{i,t} \sim \mathcal{N}(0, 1)$ marginally; however, for each individual i the noise reward is correlated over time. Specifically, $\text{Corr}(\epsilon_{i,t}, \epsilon_{i,s}) = 0.5^{|t-s|/2}$.

C.1.2 Additional Algorithm Details

Policies In forming the algorithm statistic we use a least squares criterion with a ridge regularization with $\lambda = 1$; we use this value of λ because 1 is the noise variance in the simulation environment

We use a constant minimum exploration rate of $\pi_{\min} = 0.1$. In our epsilon-greedy algorithm we use $\epsilon = 2 \cdot \pi_{\min}$. In our Boltzmann sampling algorithm (19) we use a temperature parameter of $s = 2$.

C.2 Oralytics Simulation Details

C.2.1 Additional Simulation Environment Details To create N individual environment models, we first draw with replacement from $N_{\text{pilot}} = 9$ individuals models, each fit using data from the Oralitics pilot study. Each individual environment model can further be represented by the following components:

- Outcome Generating Process (i.e., brushing quality given $X_{i,t}$ and action)
- Responsivity To Actions (i.e., delayed effect of current action on individual responsivity to future actions)
- App Engagement Behavior (i.e., probability of individual opening their app on any given day)

Environment State Features We first introduce the baseline and advantage feature spaces for the environment. Notice that these environment time-varying covariate features are a superset of the algorithm covariate features (Appendix C.2.2). $g(X_{i,t}) \in \mathbb{R}^7$ denotes the features used to model both the baseline outcome and the advantage.

The features are:

1. Intercept Term $\in \mathbb{R}$
2. Time of Day (Morning/Evening) $\in \{0, 1\}$
3. \bar{B} : Exponential Average of Brushing Durations Over Past 7 Days (Normalized) $\in [-1, 1]$
4. \bar{A} : Exponential Average of Engagement Prompts Sent Over Past 7 Days (Normalized) $\in [-1, 1]$
5. Prior Day App Engagement $\in \{0, 1\}$ (if the individual has the app open and in focus, i.e., not in the background)
6. Day of Week (Weekend / Weekday) $\in \{0, 1\}$
7. Day in Study (Normalized) $\in [-1, 1]$

Features 3 and 4 are $\bar{B}_{i,t} = c_\gamma \sum_{j=1}^{14} \gamma^{j-1} \mathcal{Y}_{i,t-j}$ and $\bar{A}_{i,t} = c_\gamma \sum_{j=1}^{14} \gamma^{j-1} A_{i,t-j}$ respectively, where $\gamma = 13/14$. Recall that $\mathcal{Y}_{i,t}$ is the brushing quality defined in (21) and $A_{i,t}$ is the treatment indicator. This is the same \bar{B}_t, \bar{A}_t used in the cost term of the reward as described in Section C.2.2.

Outcome Generating Process We use a zero-inflated Poisson to model each individual's outcome generating process because of the zero-inflated nature of brushing quality found in the Oralitics pilot data set. Each individual's outcome generating process is as follows:

$$Z \sim \text{Bernoulli} \left(1 - \text{sigmoid} \left(g(X_{i,t})^\top w_{i,b} - A_{i,t} \cdot \max [\Delta_{i,B}^\top g(X_{i,t}), 0] \right) \right)$$

$$S \sim \text{Poisson} \left(\exp \left(g(X_{i,t})^\top w_{i,p} + A_{i,t} \cdot \max [\Delta_{i,N}^\top g(X_{i,t}), 0] \right) \right)$$

$$\mathcal{Y}_{i,t} = ZS$$

$w_{i,b}, w_{i,p}$ are individual-specific baseline weight vectors, $\Delta_{i,B}, \Delta_{i,N}$ are individual-specific advantage (or effect size) weight vectors. $g(X_{i,t})$ is the baseline feature vector and the feature vector that interacts with the effect size as described in Appendix C.2.1, and $\text{sigmoid}(x) = \frac{1}{1+e^{-x}}$.

The individual's intent to brush is modeled by the Bernoulli outcome Z and the individual's brushing quality when they intend to brush is modeled by the Poisson outcome Y . Notice that our design means the effect size on Z must be

non-positive and the effect size on Y component must be non-negative. If this is not the case, then that means in the current context, not sending an engagement prompt will yield a higher brushing quality than sending an engagement prompt. We ensure that $\max[\Delta_{i,B}^\top h(X_{i,t}), 0]$ and $\max[\Delta_{i,N}^\top h(X_{i,t}), 0]$ are non-negative to prevent the effect size from switching signs and having a negative effect on brushing quality.

We jointly fit weights $w_{i,b}, w_{i,p}, \Delta_{i,B}, \Delta_{i,N}$ for both the Bernoulli and the Poisson components using each individual's data from the pilot data set. Specifically, we used MAP with prior $w_{i,b}, w_{i,p}, \Delta_{i,B}, \Delta_{i,N} \sim \mathcal{N}(0, I)$ as a form of regularization because we have sparse data for each individual. Finalized weight values were chosen by running random restarts and selecting the weights with the highest log posterior density.

Responsivity to Actions We model delayed effects of actions by shrinking individuals' responsiveness to interventions, i.e., their initial treatment effect sizes. We shrink individuals' effect sizes by a factor $E = 0.5$ when a certain criterion is met. Notice that the choice of 0.5 was chosen in discussion with domain experts. Specifically, the criterion is if either of the two scenarios holds: (a) $\mathbb{I}[\bar{B}_{i,t} > b]$ (individual brushes well) and $\mathbb{I}[\bar{A}_{i,t} > a_1]$ (individual was sent too many engagement prompts for a healthy brusher), or (b) $\mathbb{I}[\bar{A}_{i,t} > a_2]$ (the individual has been sent too many engagement prompts). See Appendix C.2.2 for definitions of $\bar{B}, \bar{A}, b, a_1, a_2$ used in the cost term of the reward definition.

The first time a individual's criterion has been met, the individual's future effect sizes $\Delta_{i,B}, \Delta_{i,N}$ starting at time $t + 1$ will be scaled down proportionally by $E = 0.5$ (the individual is less responsive to treatment). Namely, the effect sizes will be shrunken to $E \cdot \Delta_{i,B}, E \cdot \Delta_{i,N}$. Then after a week, at time $t + 14$, we will check the criterion again. If the criterion is met again, the effect sizes will be further shrunken by a factor of E down to $E^2 \cdot \Delta_{i,B}, E^2 \cdot \Delta_{i,N}$ starting at time $t + 15$. However, if the criterion is not fulfilled, then the individual recovers their original effect size $\Delta_{i,B}, \Delta_{i,N}$ starting at time $t + 15$. This procedure continues until the individual finishes the study. Notice that this means the individual can only have their effect size shrunken at most once a week. This procedure simulates how the individual may experience a reduction in responsiveness, but after a week, if the RL algorithm does not intervene too much, the individual may recover their prior responsivity.

App Engagement Behavior We simulate individual app opening as follows. For each individual in the pilot study, we calculated p_i^{app} , the proportion of days that the individual opened the app during the pilot study (i.e., number of days the individual opened the app divided by 35, the number of days in the pilot study). Then at the end of each day in the simulation study, we sample from a Bernoulli distribution with probability p_i^{app} for every individual i .

Action The algorithm decided between sending a prompt $A_{i,t} = 1$ or not $A_{i,t} = 0$. If $A_{i,t} = 1$, the content of the prompt is randomly selected from three categories: (1) individual winning a gift (direct reciprocity), (2) individual winning a gift for their favorite charity (reciprocity by proxy), and (3) Q&A for the morning decision time or feedback on prior brushing for the evening decision time. To decide on the exact prompt, first a category is sampled with equal probability and then the content is sampled with replacement from that category. Due to the large number of prompts in each category, it is highly unlikely that a individual received the same prompt content twice.

C.2.2 Additional Algorithm Details

Algorithm Features $X_{i,t} \in \mathbb{R}^d$ represents the i th individual's covariates at decision point t , where d is the number of variables describing the individual's covariates.

$\phi(X_{i,t}) \in \mathbb{R}^5$ denotes the features used to model both the baseline reward function and the advantage. For Oralytics, the baseline and advantage features were chosen to be the same.

The features are:

1. Intercept Term $\in \mathbb{R}$
2. Time of Day (Morning/Evening) $\in \{0, 1\}$
3. \bar{B} : Exponential Average of OSCB Over Past 7 Days (Normalized) $\in [-1, 1]$
4. \bar{A} : Exponential Average of Engagement Prompts Sent Over Past 7 Days (Normalized) $\in [-1, 1]$
5. Prior Day App Engagement $\in \{0, 1\}$ (if the individual has the app open and in focus (i.e. not in the background))

Features 3 and 4 are $\bar{B}_{i,t} = c_\gamma \sum_{j=1}^{14} \gamma^{j-1} \mathcal{Y}_{i,t-j}$ and $\bar{A}_{i,t} = c_\gamma \sum_{j=1}^{14} \gamma^{j-1} A_{i,t-j}$ respectively, where $\gamma = 13/14$. Recall that $\mathcal{Y}_{i,t}$ is brushing quality as defined in (21) and $A_{i,t}$ is the treatment indicator. This is the same \bar{B}_t, \bar{A}_t used in the cost term of the reward as described in Section C.2.2.

Reward The reward is a function of brushing quality $\mathcal{Y}_{i,t}$. $R(Y_{i,t}) := \mathcal{Y}_{i,t} - C_{i,t}$ where $C_{i,t}$ is a cost term that represents a crude approximation approximation of the delayed effects of actions. We now discuss in detail about the design of the cost term $C_{i,t}$. The inclusion of cost term $C_{i,t}$ allows the bandit algorithm to optimize for immediate healthy brushing behavior, while simultaneously considering the delayed effect of the current action on the effectiveness of future actions. The cost term can be interpreted as a function (with parameters ξ_1, ξ_2) which takes in current covariates $X_{i,t}$ and action $A_{i,t}$ and returns the delayed negative effect of currently sending an engagement prompt.

Recall in the time-varying covariate features, we defined $\bar{B}_{i,t} := c_\gamma \sum_{j=1}^{14} \gamma^{j-1} \mathcal{Y}_{i,t-j}$ and $\bar{A}_{i,t} := c_\gamma \sum_{j=1}^{14} \gamma^{j-1} A_{i,t-j}$. Note that in the algorithm time-varying covariate features, \bar{B}, \bar{A} are normalized, but in the cost term below they are not. We set $\gamma = \frac{13}{14}$ to represent looking back 14 decision point points and scale each sum by constant $c_\gamma = \frac{1-\gamma}{1-\gamma^{14}}$ so that the weights sum to 1. Notice that our choice of γ and the scaling constant means $0 \leq \bar{B}_{i,t} \leq 180$ and $0 \leq \bar{A}_{i,t} \leq 1$. $\bar{B}_{i,t}$ captures the individual's exponentially discounted OSCB in the past week. $\bar{A}_{i,t}$ captures the number of interventions that were sent over the past week. Both terms are exponentially discounted because we expect that interventions sent and individual brushing in the near past will be more predictive of the delayed impact of the actions (i.e., affecting a individual's responsivity to future actions) than those in the further past.

We define the cost of sending an engagement prompt (i.e. captures individual burden in sending a prompt) as:

$$(48) \quad C_{i,t} := \begin{cases} \xi_1 \mathbb{I}[\bar{B}_{i,t} > b] \mathbb{I}[\bar{A}_{i,t} > a_1] & \text{if } A_{i,t} = 1 \\ \quad + \xi_2 \mathbb{I}[\bar{A}_{i,t} > a_2] & \\ 0 & \text{if } A_{i,t} = 0 \end{cases}$$

Notice that the algorithm only incurs a cost if the current action is to send an intervention, i.e., $A_{i,t} = 1$. The first term $\xi_1 \mathbb{I}[\bar{B}_{i,t} > b] \mathbb{I}[\bar{A}_{i,t} > a_1]$ encapsulates the belief that if a high-performing individual was sent too many engagement prompts within the past week, then we want to penalize the reward. The second term $\xi_2 \mathbb{I}[\bar{A}_{i,t} > a_2]$ encapsulates the belief that regardless of individual performance, if they received too many engagement prompts within the past week, then we also want to penalize the reward. b, a_1, a_2 are chosen by domain experts. Notice that $a_1 < a_2$ because we believe a high-performing individual will have a lower threshold of being burdened by an engagement prompt. The scientific team decided to set the following values:

- $b = 111$, is set to the 50th-percentile of individual brushing durations in ROBAS 2.
- $a_1 = 0.5$, represents a rough approximation of the individual getting an engagement prompt 50% of the time (rough approximation because we are using an exponential average mean)
- $a_2 = 0.8$, represents a rough approximation of the individual getting an engagement prompt 80% of the time (rough approximation because we are using an exponential average mean)

ξ_1, ξ_2 are non-negative hyperparameters that are set to $\xi_1 = 100, \xi_2 = 100$ for the simulations.

Update Times The Oryalitics algorithm implemented a weekly update cadence (i.e., every 14 decision points). During updates, the algorithm uses all the data collected for all individuals up to that time to re-fit reward model parameters.

Policies In forming the algorithm statistic we use a least squares criterion with a ridge regularization with $\lambda = 3838$; we use this value of λ because 3838 was the estimated reward variance fitted using the Oryalitics pilot data [79].

We use a constant minimum exploration rate of $\pi_{\min} = 0.2$. In our epsilon-greedy algorithm we use $\epsilon = 2 \cdot \pi_{\min}$. In our Boltzmann sampling algorithm (19) we use a temperature parameter of $s = 0.05$.