

End-to-End Video Question Answering with Frame Scoring Mechanisms and Adaptive Sampling

Jianxin Liang¹, Xiaojun Meng^{1,2}, Yueqian Wang¹, Chang Liu^{1,3},
Qun Liu^{1,2}, Dongyan Zhao¹

¹Wangxuan Institute of Computer Technology, Peking University

²Huawei Noah’s Ark Lab

³Center for Data Science, Peking University

{liangjx, wangyueqian, liuchang97, zhaody}@pku.edu.cn

{xiaojun.meng, qun.liu}@huawei.com

Abstract

Video Question Answering (VideoQA) has emerged as a challenging frontier in the field of multimedia processing, requiring intricate interactions between visual and textual modalities. Simply uniformly sampling frames or indiscriminately aggregating frame-level visual features often falls short in capturing the nuanced and relevant contexts of videos to well perform VideoQA. To mitigate these issues, we propose VidF4, a novel VideoQA framework equipped with tailored frame selection strategy for effective and efficient VideoQA. We propose three frame-scoring mechanisms that consider both question relevance and inter-frame similarity to evaluate the importance of each frame for a given question on the video. Furthermore, we design a differentiable adaptive frame sampling mechanism to facilitate end-to-end training for the frame selector and answer generator. The experimental results across three widely adopted benchmarks demonstrate that our model consistently outperforms existing VideoQA methods, establishing a new SOTA across NExT-QA (+0.3%), STAR (+0.9%), and TVQA (+1.0%). Furthermore, through both quantitative and qualitative analyses, we validate the effectiveness of each design choice.

1 Introduction

Video Question Answering (VideoQA) (Patel et al., 2021; Zhong et al., 2022) stands at the intersection of computer vision and natural language processing, aiming to enable intelligent systems to understand and respond to questions posed to a given video. A fundamental challenge in VideoQA lies in effectively leveraging both visual and textual modalities to generate accurate answers. Recent advancements in Large Language Models (LLMs) have significantly improved the performance of VideoQA systems. However, integrating visual information into LLMs remains a bottleneck, particularly due to the inherent complexity (i.e., temporal dynamics and long-context visual frames) of video.

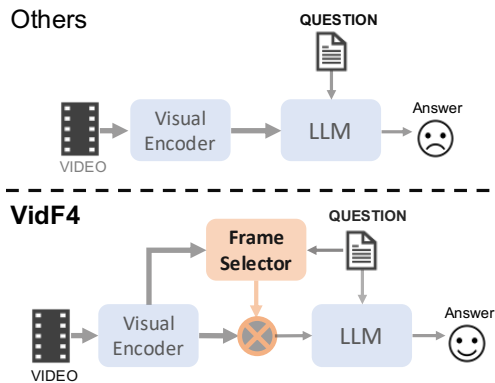


Figure 1: Dataflow of VideoQA models. The width of the arrow represents the amount of video frames.

Existing methods often find and encode the vital features of video data and thus perform jointed learning with textual features from LLMs. Simple methods, e.g., uniformly sampling frames or aggregating frame-level features (Pan et al., 2023; Ko et al., 2023), are proposed to integrate these visual features with LLMs. However, they often fail to capture the nuanced temporal relationships and vital contexts of videos, and thus ignore the required visual information to answer the given question.

Addressing this challenge requires the use of intelligent frame selection within VideoQA models (Kim et al., 2020, 2021; Yu et al., 2023). The frame selector serves to identify informative temporal segments of videos that are most relevant to the posed question. By dynamically attending to salient visual cues, a frame selector enables VideoQA models to focus on key moments, thereby improving the accuracy of generated answers. In previous research, Kim et al. (2021) employs locally aligned attention to effectively focus on the video frames that are relevant to the question. SeViLA (Yu et al., 2023) attempts a two-stage approach, first training a keyframe localizer using LLMs and then training an answer generator. However, this method may not fully consider the mutual

influence and optimization among different stages.

To address these issues, we propose an end-to-end training framework based on frame selection mechanisms, called VidF4. As shown in Figure 1, VidF4 comprises an answer generator consisting of a visual encoder and along with a novel frame selector composed of three frame scoring mechanisms and a differentiable adaptive frame sampler. We particularly emphasize our designed frame selector, which filters out irrelevant frames and prioritizes those containing vital visual context, allowing our model to attend to the most informative frames and thus benefit answering.

Specifically, our frame-scoring mechanisms comprise three components: Question-Frame Similarity (QFS), Question-Frame Matching (QFM), and Inter-Frame Distinctiveness (IFD). They comprehensively evaluate the importance of each frame for a given question. QFS measures the semantic similarity between video frames and the question, QFM evaluates the matching degree between video frames and the question, while IFD considers the redundancy and distinctiveness among video frames. Additionally, to directly optimize the overall VideoQA performance, we employ a differentiable weighted reservoir sampling algorithm (Efrimidis and Spirakis, 2006; Xie and Ermon, 2019) to bridge the frame selector and answer generator. Experiments show that this end-to-end training method significantly improves our model’s performance.

Overall, extensive experiments demonstrate that our proposed method VidF4 outperforms SOTA models across three popular VideoQA benchmarks: NExT-QA (Xiao et al., 2021) (+0.3%), STAR (Wu et al., 2021) (+0.9%), and TVQA (Lei et al., 2018) (+1.0%). We validate the effectiveness of each frame scoring mechanism through both quantitative and qualitative analyses in ablation studies and case studies. Furthermore, we delve into framework design choices and assess resource overheads. In summary, our contributions are three folds:

- We design an end-to-end framework to address VideoQA tasks via frame selection. We employ a differentiable weighted sampling method, connecting frame selection with the answer generator. This end-to-end adaptive method optimizes globally, and thus better adapts to the final optimization goal.
- We propose three frame scoring mechanisms to comprehensively evaluate the importance of

video frames for a given question, providing a basis for models to filter out irrelevant frames and attend to the most informative ones.

- We conduct extensive experiments on multiple VideoQA datasets, and results validate the effectiveness of our proposed method, demonstrating superior performance compared to other approaches.

2 Related Work

Previous VideoQA research has explored various methods to understand and answer questions related to video content. To drive the community forward and comprehensively assess model capabilities, researchers have constructed VideoQA-related datasets using manual or automatic annotation methods (Tapaswi et al., 2016; Xu et al., 2017; Lei et al., 2018; Zhao et al., 2018; Xiao et al., 2021; Wu et al., 2021), such as NExT-QA (Xiao et al., 2021), STAR (Wu et al., 2021), and TVQA (Lei et al., 2018). These datasets cover multiple aspects including video content, spatiotemporal understanding, and causal reasoning, significantly advancing the field of VideoQA. To better model these features and understand the interaction with other modalities, VideoQA methods have undergone a paradigm shift from early attention mechanisms, memory modules, graph neural networks to pre-trained models (Xu et al., 2017; Jang et al., 2017; Khan et al., 2020; Yang et al., 2020, 2021; Lei et al., 2021; Wang et al., 2022; Ye et al., 2023; Gao et al., 2023; Wang et al., 2023). For example, JustAsk (Yang et al., 2021) utilizes the HowToVQA69M dataset (Yang et al., 2021) for contrastive learning, which includes contrastive learning between a multimodal video-question transformer and an answer transformer. InternVideo (Wang et al., 2022) extends a vision transformer pre-trained on images for video representation learning. Recently, with the increasing capabilities of foundation models, some studies have attempted to address VideoQA tasks by leveraging LLMs. For instance, LLaMA-VQA (Ko et al., 2023) introduces multiple auxiliary generation objectives to harness LLaMA’s (Touvron et al., 2023) knowledge of temporal and causal reasoning for understanding the intricate VideoQA task.

Another related research area is keyframe selection. Previous studies on keyframe selection have primarily focused on tasks such as video captioning, video summarization, video classification, and

action recognition(Hannane et al., 2016; Huang and Wang, 2019; Kulhare et al., 2016; Singh et al., 2021; Tang et al., 2019; Yan et al., 2020). Recently, researchers attempt to incorporate keyframe selection into VideoQA to address the challenges posed by high-dimensional, long-form video data. Two advanced frame-selection-based methods have been proposed. LSTP(Wang et al., 2024) employs an optical flow-based method to predict multiple segments of video and then utilizes language models through prompts to generate answers. SeViLA (Yu et al., 2023) attempts to endow the model with keyframe retrieval capabilities by pretraining from a video moment retrieval/grounding task. It employs LLM multiple times to select keyframes and subsequently generate answers based on these selected keyframes.

Unlike previous methods, our paper proposes three frame scoring mechanisms, which evaluate the importance of each frame for the given question from three perspectives: Question-Frame similarity (QFS), Question-Frame matching (QFM), and Inter-Frame Distinctiveness (IFD). These mechanisms allow the model to filter out irrelevant frames and focus on the most informative ones.

3 Task Formulation

We target the task of multi-choice video question answering given its popularity. In this task, given a video clip $\mathcal{V} = \{v_1, v_2, \dots, v_M\}$ with M video frames, relevant question q , and N candidate answers $\mathcal{A} = (a_1, a_2, \dots, a_N)$, the objective for model $G(\cdot)$ is to select a correct answer $a^* = G(\mathcal{V}, q, \mathcal{A})$ from the candidate answer set \mathcal{A} . We formalize this task as a generative task, requiring the model to output the correct answer in a generative manner. For a specific question, leveraging the full video may involve numerous irrelevant or redundant content, which brings too many visual features and could impact the model performance. Therefore, we first introduce a frame selector to eliminate such irrelevant or redundant frames, and thus to identify the most vital visual features for model $G(\cdot)$ to perform the VideoQA task. In particular, we use the video selector $F(\cdot)$ to obtain $\mathcal{V}^* = F(\mathcal{V}, q, \cdot)$, where $\mathcal{V}^* = \{v_{z_1}, v_{z_2}, \dots, v_{z_k}\}$ represents an ordered k frames from \mathcal{V} .

Afterwards, the selected video frames \mathcal{V}^* are passed to an answer generator to generate the final answer. In such an answer generator, a widely used multi-modal perceiver (*i.e.*, Q-former (Li et al.,

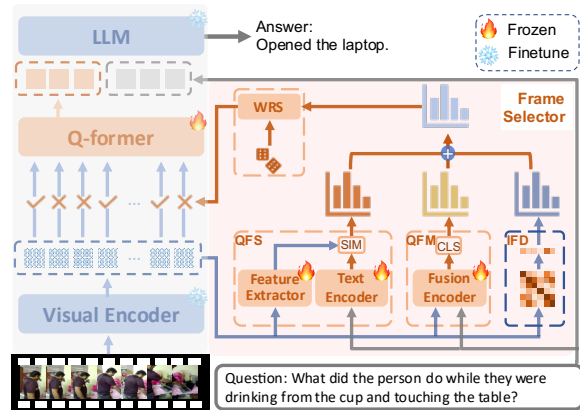


Figure 2: The overall framework, VidF4, consists of two main components: Answer Generator and Frame Selector. Within the Frame Selector, three scoring mechanisms—QFS, QFM, and IFD—are utilized to evaluate the relevance of frames to the given question. Additionally, there’s a differentiable sampler that uses the final score of each frame as the weight for sampling. This adaptive sampler enables VidF4 to be trained in an end-to-end manner.

2023)) is employed to perform cross-modal attention between the selected visual frames and textual input to achieve the fused representation, often named as visual queries. Finally, we concatenate the visual queries and the textual input that consists of questions, options, and any other descriptions, to form an ultimate prompt as the input for the large language model. This comprehensive process ensures the seamless integration of visual and textual elements, contributing to an enhanced approach to answer generation. The overall modelling process can be expressed as $a^* = G(F(\mathcal{V}, q, \cdot), q, \mathcal{A})$. In this paper, we particularly propose a novel method to improve the video selector $F(\cdot)$ and study how it affects visual answer generation.

4 Methodology

Overall, our method aims to capture the vital visual information from videos that is related to questions, while ensuring significant differences and mutual complementarity among selected video frames to enhance the accuracy of question answering, as illustrated in Figure 2. In this paper, we need to address three research questions: (1) **Question-aware Frame Relevance**: How do we determine the relevance of frames to a given question, ensuring that the selected frames are crucial for answering that question? (2) **Inter-Frame Distinctiveness**: How do we reduce redundancy among video frames, maintain frames informative while increas-

ing inter-frame distinctiveness, and select those that are less repetitive and mutually reinforcing, thereby providing a more comprehensive visual representation? (3) **Connecting Frame Selector and Answer Generator**: The connection from the frame selector to the answer generator is often non-differentiable, making existing work (Yu et al., 2023) a two-stage solution to this problem. Therefore, how to backpropagate gradients from the answer generator to the frame selector via sampled and selected frames, thus enabling the model to be trained in an end-to-end manner, and achieve better adaptation to complex VideoQA tasks?

In the following sections, we provide detailed explanations and solutions to these three key questions, outlining our methodology.

4.1 Question-aware Frame Relevance

To ensure that the selected video frames \mathcal{V}^* are crucial for answering specific questions, we introduce question-aware frame scoring mechanisms to quantify the importance of video frames given an input question q . These proposed mechanisms finely assess the relevance of each frame to this given question and assign an importance score to each frame. Our method operates on the principle that the score of a frame is positively correlated with its relevance to the question q ; the higher the score, the stronger the correlation is considered to be between this frame and the question. We accomplish this task by leveraging two mechanisms: similarity and matching scores between frames and questions to obtain the selected video frames \mathcal{V}^* .

In particular, as shown in Figure 2, the first one is **Question-Frame Similarity (QFS)**. We first obtain the representation h_i^v of frame v_i through the visual encoder $E_v(\cdot)$. Then, we continue to utilize the feature extractor $E_e(\cdot)$ to further extract visual features h_i^e most relevant to the text. We also use the text encoder $E_t(\cdot)$ to obtain the text representation h^q . We use the cosine similarity between the representations h^q and h_i^e as the score for QFS:

$$h_i^e = E_e(h_i^v), h^q = E_t(q), \quad (1)$$

$$S_{QFS}(v_i, q) = \cos(W_e \cdot h_i^e, W_q \cdot h^q), \quad (2)$$

where W_e and W_q are linear transformations that map h_i^e and h^q to lower-dimensional representations. The second one is **Question-Frame Matching (QFM)**, where we use the multimodal fusion encoder $E_f(\cdot)$'s output embedding of the [CLS] token as the joint representation of the frame-question

pair, and then feed it into a multi-layer perception to obtain the final matching score:

$$S_{QFM}(v_i, q) = \sigma(W_f \cdot E_f(h_i^v, q)[CLS]). \quad (3)$$

where W_f represents trainable parameters, and $\sigma(\cdot)$ is the sigmoid function.

4.2 Inter-Frame Distinctiveness

When using the question-aware frame scoring mechanisms, a potential issue arises: the selected frames may exhibit high similarity, *i.e.*, contain very similar content (refer to Figure 4, Q2 in appendix), leading to information redundancy and thus insufficient coverage in terms of the other vital content since the total selected frames are limited. Certainly, we can try to select as many frames as possible, but it shows a less efficient performance with obviously large inference cost in our experiments.

Therefore, to address this concern, we introduce an **Inter-Frame Distinctiveness (IFD)** scoring mechanism to assess the distinctiveness between each frame and all others. Higher scores indicate lower similarity to other frames, suggesting greater distinctiveness. Specifically, as illustrated in Figure 2, the distinctiveness $\mathcal{D}(v_i, v_j)$ between the i -th and j -th frames is defined as:

$$\mathcal{S}(v_i, v_j) = \cos(\text{norm}(h_i^v), \text{norm}(h_j^v)), \quad (4)$$

$$\mathcal{D}(v_i, v_j) = 1 - \mathcal{S}(v_i, v_j), \quad (5)$$

where $\mathcal{S}(v_i, v_j)$ is the similarity between the normalized representations of the i -th and j -th frames. Further, the distinctiveness of the i -th frame is determined by the average discrimination from all other frames:

$$\mathcal{S}_{IFD}(v_i) = \frac{\sum_{j \neq i}^M \mathcal{D}(v_i, v_j)}{M - 1}. \quad (6)$$

We conducted extensive experiments, including ablation study in Table 2 and case study illustrated in Figure 4, to demonstrate the effectiveness of IFD. Results show that this function effectively alleviates the issue of excessive redundancy in the selected frames. Refer to Section 5.3 for experimental details.

Finally, the overall score for the i -th frame is given by \mathcal{S}_{v_i} which comprehensively considers the similarity and matching degree between this frame

and the given question q , and inter-frame distinctiveness among all frames:

$$\mathcal{S}_{v_i,q} = \mathcal{S}_{QFS}(v_i, q) + \mathcal{S}_{QFM}(v_i, q) + \mathcal{S}_{IFD}(v_i), \quad (7)$$

By now, after targeting the first two mentioned research questions, our proposed integrated score serves as a comprehensive evaluation metric for the question-aware frame selector. Based on this, we are able to assign scores to all frames and obtain the vital video frames \mathcal{V}^* . However, in terms of the third research question, there still exists a gap between the scoring mechanisms and the final answer generator. To bridge this connection, we employ a differentiable algorithm (refer to Section 4.3) to select frames as input for subsequent question answering, thus making our whole framework as an end-to-end trainable solution.

4.3 Frame Sampling with Scores

Given $\mathcal{S}_{v_i,q}$ from three scoring mechanisms for each video frame, instead of consistently selecting the same frames solely based on the score magnitudes, we sample video frames with these scores as weights to obtain the final selected set V^* . In particular, we employ the Weighted Reservoir Sampling (WRS) (Efrimidis and Spirakis, 2006), a method where the probability of sampling a frame is directly proportional to its given weight. This adaptive sampling method introduces subtle variations in the video frames sampled into each training iteration, which gives our model a strong capability to handle various cases, even if our scoring mechanisms are not perfect yet.

Additionally, we aim to train our model in an end-to-end manner without introducing any auxiliary losses for individual modules. Due to the non-differentiable nature of the sampling operation, to enable the use of backpropagation for updating the parameters of the scoring mechanism, we employ a reparameterization technique $\text{RelaxedTopK}(\cdot)$ (Xie and Ermon, 2019) which introduces Gumbel Softmax on top of WRS, enabling differentiable subset sampling. $\text{RelaxedTopK}(\cdot)$ takes all frame scores $\mathcal{S} = \{\mathcal{S}_{v_1,q}, \mathcal{S}_{v_2,q}, \dots, \mathcal{S}_{v_M,q}\}$, sampled number k , and a temperature parameter $\tau > 0$ as input. It returns a set of relaxed k -hot frames, where the probability $p(v_i)$ of selecting frame v_i is calculated using the relaxed distribution of \mathcal{S} with the temperature

parameter τ :

$$p(v_i) = \frac{\exp(\mathcal{S}_{v_i,q}/\tau)}{\sum_j \exp(\mathcal{S}_{v_j,q}/\tau)}. \quad (8)$$

As $\tau \rightarrow 0$, the results returned by $\text{RelaxedTopK}(\cdot)$ tend to converge towards the frames corresponding to the top k values in \mathcal{S} . Therefore, the final sampled frames set is:

$$\begin{aligned} \mathcal{V}^* &= \text{RelaxedTopK}(\mathcal{V}, \mathcal{S}, k, \tau) \\ &= \{v_{z_1}, v_{z_2}, \dots, v_{z_k}\}, \end{aligned} \quad (9)$$

where $1 \leq z_1 < z_2 < \dots < z_k \leq M$ are the indices preserving the temporal order. Note that in the training, frames are sampled using this adaptive $\text{RelaxedTopK}(\cdot)$, while in the inference, frames are selected from the top-K highest scores in \mathcal{S} ($\tau \rightarrow 0$).

Finally, we feed the selected video frames \mathcal{V}^* to the answer generator in the trainable fashion to bridge the gap mentioned in our third research question. Note that our training objective is only to optimize the softmax cross-entropy loss between the predicted similarity scores of candidate answers and ground truth, as also discussed in Section 3.

5 Experimental

5.1 Setup

Datasets. We conduct extensive experiments on three popular VideoQA datasets: NExT-QA (Xiao et al., 2021), STAR (Wu et al., 2021) and TVQA (Lei et al., 2018), which demand causal and temporal reasoning abilities. We employ the most used standard answer accuracy as the evaluation metric for all datasets.

Baselines. We compare our method with two types of baselines: non-LLM and LLM-based models. For non-LLM methods, we use recent SOTA models, including Just Ask (Yang et al., 2021), All-in-One (Wang et al., 2023) and MIST (Gao et al., 2023), HiTeA (Ye et al., 2023) and InternVideo (Wang et al., 2022). For LLM-based models, we use SOTA models such as BLIP-2 (Li et al., 2023), LLaMA-VQA (Ko et al., 2023), LSTP (Wang et al., 2024) and SeViLA (Yu et al., 2023). Among baselines, LSTP and SeViLA are advanced models that also employ frame selection in VideoQA.

See **Appendix A** for implementation details.

Model	#Frames	NExT-QA				STAR					TVQA
		Tem.	Cau.	Des.	Tot.	Int.	Seq.	Pre.	Fea.	Tot.	
<i>Non-LLM Models</i>											
Just Ask	20	51.4	49.6	63.1	52.3	-	-	-	-	-	-
All-in-One	32	48.6	48.0	63.2	50.6	47.5	50.8	47.7	44.0	48.9	-
MIST	32	56.6	54.6	66.9	57.1	55.5	54.2	54.2	44.4	54.0	-
HiTeA	16	58.3	62.4	75.6	63.1	-	-	-	-	-	-
InternVideo	8	58.5	62.5	75.8	63.2	62.7	65.6	54.9	51.9	58.7	57.2
<i>LLM-based Models</i>											
BLIP-2 ^{voting*}	4	65.2	70.1	80.1	70.1	52.3	54.8	49.0	51.2	51.8	54.5
BLIP-2 ^{concat*}	4	68.1	72.9	81.2	72.6	65.4	69.0	59.7	54.2	62.0	59.8
LLaMA-VQA	10	<u>69.2</u>	72.7	75.8	72.0	66.2	67.9	57.2	52.7	65.4	-
LSTP	4	66.5	72.8	81.2	72.1	-	-	-	-	-	-
SeViLA [†]	4	67.7	72.1	<u>82.2</u>	73.4	63.1	<u>70.3</u>	63.4	<u>56.1</u>	66.3	60.6
SeViLA [†]	8	67.0	<u>73.8</u>	81.8	<u>73.8</u>	<u>66.4</u>	70.3	<u>61.2</u>	55.7	<u>67.2</u>	<u>60.8</u>
VidF4	8	69.6	74.2	83.3	74.1	68.4	70.4	60.9	59.4	68.1	61.8

Table 1: Model comparison on three benchmarks. Tem., Cau., Des., Tot. denote to Temporal, Causal, Description, Total accuracy respectively. Int., Seq., Pre., Fea. denote to Interaction, Sequence, Prediction, Feasibility respectively. † denotes to our trained SeViLA model by using its official open-sourced codes. We **bold** the best numbers, and underlined the second-best numbers.

5.2 Overall Performance

We provide the overall evaluation results of our method and baselines in Table 1. The comparison between the top and middle groups highlights the significant advantage of using LLM. Even without extensive pretraining on video-text corpora, methods employing LLM consistently outperform those without LLM. This underscores the effectiveness of leveraging LLMs for VideoQA. VidF4, aided by three frame scoring mechanisms and frame sampling strategies, comprehensively outperforms the middle group methods, It surpasses SeViLa, which employs LLM for frame selection, and even outperforms LLaMA-VQA using 7B parameters. This showcases VidF4’s clear superiority over previous SOTA approaches.

Specifically, VidF4 excels on NExT-QA, surpassing other SOTAs across all question types. Particularly noteworthy is the substantial improvement in the *Description* type, where VidF4 outperforms the current SOTA by 1.1% (83.3 vs. 82.2), contributing to an overall accuracy increase of over 0.3%. Similarly, VidF4 exhibits superior performance on STAR, surpassing the SOTA model SeViLA by 0.9%. Notably, in the *Interaction* type, VidF4 outperforms LLaMA-VQA by 2.2% (68.4 vs. 66.2) and SeViLA by 2.0% (68.4 vs. 66.4). This pattern is consistent with the performance observed on the

NExT-QA, with significant improvements in the *Interaction* and *Description* type. After checking examples from these datasets, we find that the *Interaction* and *Description* types are more specific questions than others, which often require a strong correlation with video frames to perform well. Similarly, in the *Feasibility* type, VidF4 outperforms SeViLA by 3.3% (59.4 vs. 56.1). *Feasibility* type questions, such as ‘Q4: What else is the person able to do with the bag?’ in Figure 4, require the model to understand the object’s current and past states to predict its next possible state change. It further reveals the effectiveness of our proposed scoring mechanisms.

5.3 Ablation Study

To investigate the effect of each component in our framework, we conduct an extensive ablation study in Table 2. The *Random* and *Uniform* respectively refer to selecting 8 frames randomly or uniformly from video frames, used as input for the answer generator.

The *Random* and *Uniform*, employed as comparative baselines, exhibit superior performance compared to all Non-LLM models in Table 1, which thus strongly motivates our work on designing an intelligent model to handle complexities in selecting proper video frames, such as frame relevance

Setting	STAR				
	Int.	Seq.	Pre.	Fea.	Tot.
Random	63.5	68.0	59.1	56.9	64.9
Uniform	64.4	69.0	58.2	55.3	65.6
VidF4	68.4	70.4	60.9	59.4	68.1
w/o QFS	67.6	69.8	60.3	59.6	67.5
w/o QFM	66.6	70.1	59.6	58.6	67.2
w/o IFD	68.3	69.8	59.4	56.3	67.4

Table 2: Ablation study for each component of VidF4. We perform each experiment using pairwise combinations of three components on STAR.

and redundancy. This observation again highlights the efficacy of LLM in VideoQA. Furthermore, We note that the performance of *Random* on the *Interaction* is 63.5% (VidF4 68.4%), while on *Feasibility*, *Random* frame selection achieves 56.9%, even surpassing SeViLA’s 55.7%, whereas VidF4 achieves 59.4%. This underscores the importance of our frame selection mechanism in capturing the necessary correlations within the video to significantly enhance task performance.

From the last three rows of the results, it is evident that excluding any of the three scoring mechanisms leads to a decline in VidF4’s performance. In particular, the omission of QFS results in a decrease of 0.8% in the *Interaction* category, with Sequence and Prediction experiencing drops of 0.6% each. Substantial declines in *Prediction* and *Feasibility* by 1.5% and 3.1%, respectively, occur when IFD is removed. It highlights that using IFD to remove redundancy thus improving unique content coverage, plays an important role in *Prediction* and *Feasibility* type. Not using QFM leads to a significant 1.8% drop in the *Interaction* category. This indicates that QFM has a substantial positive impact on performance in the *Interaction* category, particularly when dealing with question-frame matching.

Overall, these results in the ablation study emphasize the interplay of our three scoring mechanisms in VidF4 and their impact on performance across different question types. The combined effect of these components proves to be the key factor contributing to VidF4’s outstanding performance.

5.4 Discussion

The choice of the number of selected frames k in training. During experiments, we systematically vary the number of selected frames used in training,

#Frames k	STAR				
	Int.	Seq.	Pre.	Fea.	Tot.
32→4	62.3	64.7	57.4	54.9	62.6
32→8	68.4	70.4	60.9	59.4	68.1
32→12	67.2	70.6	62.3	61.0	68.0
32→16	65.3	71.5	63.0	59.4	67.8

Table 3: Comparison of model performance across different k frames ($k = \{4, 8, 12, 16\}$) in training. We use the same number of frames for evaluation as well as for training.

exploring a range of frame quantities to assess their impact on performance. We use the same number of frames for evaluation as well as for training. The result is shown in Table 3. We observe that while increasing the selected frames generally leads to performance improvement, there is a diminishing returns trend. After selecting $k=8$ frames, the overall accuracy of VidF4 begins to plateau or decrease, indicating that the information provided by video frames might have reached a saturation point.

By observing the changes of model performance across internal question types in Table 3, we find that, with an increase in the number of frames, the model performance on *Int.* and *Fea.* type falls into a consistent pattern of an initial increase followed by a decrease. Performance reaches a peak and then exhibits a downturn, suggesting that additional frames might not necessarily bring stable performance improvement and could even potentially introduce noise and errors, leading to a performance decline. Conversely, the performance on *Seq.* and *Pre.* type consistently increases with using more frames. This suggests an understandable claim that, for sequences and problems requiring prediction, a larger number of frames can assist the model in better modeling the video context.

In conclusion, the optimal k varies for different types of questions. Achieving optimal overall performance requires a delicate balance between the number of selected frames and the distribution of data across different question types. Our paper suggests that future research in video QA should delve deeper into each question type and explore how individual efforts truly enhance performance.

The choice of the number of selected frames k' in inference. Previous work (Yu et al., 2023; Wang et al., 2024) typically defaults to using the same number of frames for testing model perfor-

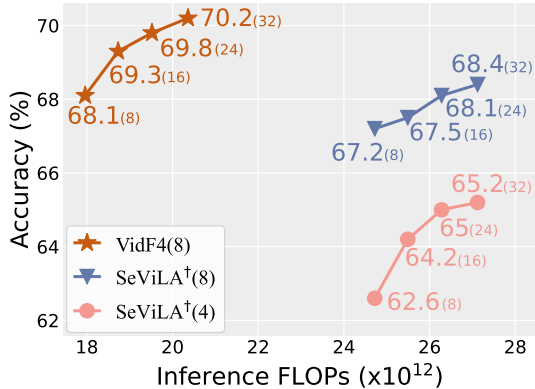


Figure 3: Model performance and FLOPs comparison on STAR using different numbers of frames during inference, where the same color represents the same model checkpoint. For example, the brown stars denote VidF4(8), which corresponds to the model trained at $k = 8$, and evaluated under various k' during inference ($k' = \{8, 16, 24, 32\}$).

Models	Generator		Frame Selector	Other
	Vis. Enc.	LLM		
SeViLA	16.66	0.83	7.35	0.24
VidF4			0.44	0.05

Table 4: The average FLOPs ($\times 10^{12}$) per instance for each component of the model during inference, e.g., for an example of a video-question pair with 32 frames in the video and 15 tokens in the question, the FLOPs for each component are as follows: QFS is 192.94×10^9 , QFM is 280.43×10^9 , IFD is 4.19×10^6 , totaling 0.47×10^{12} FLOPs.

mance as during training. We denote k' as the number of frames used during inference, which typically equals k ($k' = k$). Furthermore, we compare the performance and efficiency of models with varying numbers of frames k' during inference, where k' might not equal k . The results in Figure 3 show the performance of VidF4(8), SeViLA†(8) and SeViLA†(4) when tested under different numbers of frames ($k' = \{8, 16, 24, 32\}$).

It can be observed that the model’s inference performance generally improves with the increase in the number of frames used. Specifically, VidF4(8)’s performance continues to improve, with a maximum improvement of 2.1% (68.1 vs. 70.2), albeit with an additional 13% computational cost. Interestingly, further analysis reveals that models trained with $k=8$ frames and tested with k' frames outperformed models directly trained with $k = k'$ frames in inference, as depicted in Table 3. Specif-

ically, in Figure 3, the performance of VidF4(8) using $k' = 16$ frames for inference (69.3) surpasses that of VidF4(16) using $k' = 16$ frames for inference (67.8) as shown in Table 3. Additionally, VidF4(8) achieves approximately 30% memory savings compared to VidF4(16) during training. Our VidF4 achieves consistent improvement with the inclusion of more frames during both training and inference. This suggests that VidF4 effectively leverages additional visual context to enhance its understanding and answering capability, especially compared to other baselines. Our method VidF4 can select a different number of frames for inference based on computational and memory constraints.

Overall, VidF4 performs better than SeViLA, positioned closer to the top-left corner of the graph. Specifically, VidF4(8) outperforms SeViLA†(8) by 0.9% to 1.8% in terms of performance, while reducing the computational cost during inference by 25% to 28% in FLOPs. To visually compare the computational overhead of each component, we conduct a breakdown of the computational cost during model inference, as shown in Table 4. The reduction in the computational cost of VidF4 compared to SeViLA mainly stems from the frame selector. SeViLA employs LLM to score each frame individually and selects the frame with the highest score, while VidF4 utilizes a simpler, lower-parameter, and lower-computation scoring mechanism, accounting for only about 2% of the computational cost.

Applied with other MLLMs. We conduct experiments to demonstrate that our method can be applied to other MLLMs: Video-LLaMA (LLaMA, 7B) (Zhang et al., 2023) and Blip2-Flan-T5 (T5, 11B) in Table 5. We can observe that after incorporating VidF4, the overall performance of these models has improved. VideoLLaMA improved by 1.2% (66.5 v.s. 67.7), and Blip2-Flan-T5-xxl improved by 1.4% (68.4 v.s. 69.8). The results highlight the robustness and generalization of our frame selection strategy.

Setting	STAR				
	Int.	Seq.	Pre.	Fea.	Tot.
Video-LLaMA	64.6	68.5	62.0	66.5	66.5
w. VidF4 (our)	66.8	69.2	63.8	66.8	67.7(+1.2)
Blip2-Flan-T5-xxl	69.9	70.5	60.4	57.1	68.4
w. VidF4 (our)	70.9	71.8	63.5	58.0	69.8(+1.4)

Table 5: Combining VidF4 with Other MLLMs

6 Conclusion

In conclusion, we present a novel approach for video question answering, incorporating three frame selection mechanisms and leveraging a large language model for answer generation. We introduce a differentiable relaxed top-K sampling algorithm to enable end-to-end training, ensuring seamless gradient flow between the answer generator and frame selector. This promotes the tight integration of visual and textual information, allowing our model to identify key moments in videos and then generate more accurate answers. Extensive experiments verify the effectiveness and competitive performance of our method.

References

- Hyung Won Chung, Le Hou, Shayne Longpre, Barret Zoph, Yi Tay, William Fedus, Yunxuan Li, Xuezhi Wang, Mostafa Dehghani, Siddhartha Brahma, et al. 2022. Scaling instruction-finetuned language models. *arXiv preprint arXiv:2210.11416*.
- Pavlos S Efraimidis and Paul G Spirakis. 2006. Weighted random sampling with a reservoir. *Information processing letters*, 97(5):181–185.
- Yuxin Fang, Wen Wang, Binhui Xie, Quan Sun, Ledell Wu, Xinggang Wang, Tiejun Huang, Xinlong Wang, and Yue Cao. 2023. Eva: Exploring the limits of masked visual representation learning at scale. In *Proceedings of the IEEE/CVF Conference on Computer Vision and Pattern Recognition*, pages 19358–19369.
- Difei Gao, Luwei Zhou, Lei Ji, Linchao Zhu, Yi Yang, and Mike Zheng Shou. 2023. Mist: Multi-modal iterative spatial-temporal transformer for long-form video question answering. In *Proceedings of the IEEE/CVF Conference on Computer Vision and Pattern Recognition*, pages 14773–14783.
- Rachida Hannane, Abdessamad Elboushaki, Karim Afdel, P Naghabhushan, and Mohammed Javed. 2016. An efficient method for video shot boundary detection and keyframe extraction using sift-point distribution histogram. *International Journal of Multimedia Information Retrieval*, 5:89–104.
- Cheng Huang and Hongmei Wang. 2019. A novel keyframes selection framework for comprehensive video summarization. *IEEE Transactions on Circuits and Systems for Video Technology*, 30(2):577–589.
- Yunseok Jang, Yale Song, Youngjae Yu, Youngjin Kim, and Gunhee Kim. 2017. Tgif-qa: Toward spatio-temporal reasoning in visual question answering. In *Proceedings of the IEEE conference on computer vision and pattern recognition*, pages 2758–2766.
- Aisha Urooj Khan, Amir Mazaheri, Niels Da Vitoria Lobo, and Mubarak Shah. 2020. Mmft-bert: Multimodal fusion transformer with bert encodings for visual question answering. *arXiv preprint arXiv:2010.14095*.
- Hyounghun Kim, Zineng Tang, and Mohit Bansal. 2020. Dense-caption matching and frame-selection gating for temporal localization in videoqa. In *Proceedings of the 58th Annual Meeting of the Association for Computational Linguistics*, pages 4812–4822.
- Seonhoon Kim, Seohyeong Jeong, Eunbyul Kim, Inho Kang, and Nojun Kwak. 2021. Self-supervised pre-training and contrastive representation learning for multiple-choice video qa. In *Proceedings of the AAAI Conference on Artificial Intelligence*, volume 35, pages 13171–13179.
- Dohwan Ko, Ji Lee, Woo-Young Kang, Byungseok Roh, and Hyunwoo Kim. 2023. Large language models are temporal and causal reasoners for video question answering. In *Proceedings of the 2023 Conference on Empirical Methods in Natural Language Processing*, pages 4300–4316.
- Sourabh Kulhare, Shagan Sah, Suhas Pillai, and Raymond Ptucha. 2016. Key frame extraction for salient activity recognition. In *2016 23rd International Conference on Pattern Recognition (ICPR)*, pages 835–840. IEEE.
- Jie Lei, Linjie Li, Luwei Zhou, Zhe Gan, Tamara L Berg, Mohit Bansal, and Jingjing Liu. 2021. Less is more: Clipbert for video-and-language learning via sparse sampling. In *Proceedings of the IEEE/CVF conference on computer vision and pattern recognition*, pages 7331–7341.
- Jie Lei, Licheng Yu, Mohit Bansal, and Tamara L Berg. 2018. Tvqa: Localized, compositional video question answering. *arXiv preprint arXiv:1809.01696*.
- Junnan Li, Dongxu Li, Silvio Savarese, and Steven Hoi. 2023. Blip-2: Bootstrapping language-image pre-training with frozen image encoders and large language models. *arXiv preprint arXiv:2301.12597*.
- Junting Pan, Ziyi Lin, Yuying Ge, Xiatian Zhu, Renrui Zhang, Yi Wang, Yu Qiao, and Hongsheng Li. 2023. Retrieving-to-answer: Zero-shot video question answering with frozen large language models. *arXiv preprint arXiv:2306.11732*.
- Devshree Patel, Ratnam Parikh, and Yesha Shastri. 2021. Recent advances in video question answering: A review of datasets and methods. In *Pattern Recognition. ICPR International Workshops and Challenges: Virtual Event, January 10–15, 2021, Proceedings, Part II*, pages 339–356. Springer.
- Alok Singh, Loitongbam Sanayai Meetei, Salam Michael Singh, Thoudam Doren Singh, and Sivaji Bandyopadhyay. 2021. An efficient keyframes selection based framework for video captioning. In *Proceedings of the 18th International*

- Conference on Natural Language Processing (ICON)*, pages 240–250.
- Hao Tang, Hong Liu, Wei Xiao, and Nicu Sebe. 2019. Fast and robust dynamic hand gesture recognition via key frames extraction and feature fusion. *Neurocomputing*, 331:424–433.
- Makarand Tapaswi, Yukun Zhu, Rainer Stiefelhof, Antonio Torralba, Raquel Urtasun, and Sanja Fidler. 2016. Movieqa: Understanding stories in movies through question-answering. In *Proceedings of the IEEE conference on computer vision and pattern recognition*, pages 4631–4640.
- Hugo Touvron, Thibaut Lavril, Gautier Izacard, Xavier Martinet, Marie-Anne Lachaux, Timothée Lacroix, Baptiste Rozière, Naman Goyal, Eric Hambro, Faisal Azhar, et al. 2023. Llama: Open and efficient foundation language models. *arXiv preprint arXiv:2302.13971*.
- Jinpeng Wang, Yixiao Ge, Rui Yan, Yuying Ge, Kevin Qinghong Lin, Satoshi Tsutsui, Xudong Lin, Guanyu Cai, Jianping Wu, Ying Shan, et al. 2023. All in one: Exploring unified video-language pre-training. In *Proceedings of the IEEE/CVF Conference on Computer Vision and Pattern Recognition*, pages 6598–6608.
- Yi Wang, Kunchang Li, Yizhuo Li, Yanan He, Bingkun Huang, Zhiyu Zhao, Hongjie Zhang, Jilan Xu, Yi Liu, Zun Wang, et al. 2022. Internvideo: General video foundation models via generative and discriminative learning. *arXiv preprint arXiv:2212.03191*.
- Yuxuan Wang, Yueqian Wang, Pengfei Wu, Jianxin Liang, Dongyan Zhao, and Zilong Zheng. 2024. Lstp: Language-guided spatial-temporal prompt learning for long-form video-text understanding. *arXiv preprint arXiv:2402.16050*.
- Bo Wu, Shoubin Yu, Zhenfang Chen, Joshua B Tenenbaum, and Chuhan Gan. 2021. Star: A benchmark for situated reasoning in real-world videos. In *Thirty-fifth conference on neural information processing systems datasets and benchmarks track (Round 2)*.
- Junbin Xiao, Xindi Shang, Angela Yao, and Tat-Seng Chua. 2021. Next-qa: Next phase of question-answering to explaining temporal actions. In *Proceedings of the IEEE/CVF conference on computer vision and pattern recognition*, pages 9777–9786.
- Sang Michael Xie and Stefano Ermon. 2019. Reparameterizable subset sampling via continuous relaxations. *arXiv preprint arXiv:1901.10517*.
- Dejing Xu, Zhou Zhao, Jun Xiao, Fei Wu, Hanwang Zhang, Xiangnan He, and Yueting Zhuang. 2017. Video question answering via gradually refined attention over appearance and motion. In *Proceedings of the 25th ACM international conference on Multimedia*, pages 1645–1653.
- Xiang Yan, Syed Zulqarnain Gilani, Mingtao Feng, Liang Zhang, Hanlin Qin, and Ajmal Mian. 2020. Self-supervised learning to detect key frames in videos. *Sensors*, 20(23):6941.
- Antoine Yang, Antoine Miech, Josef Sivic, Ivan Laptev, and Cordelia Schmid. 2021. Just ask: Learning to answer questions from millions of narrated videos. In *Proceedings of the IEEE/CVF international conference on computer vision*, pages 1686–1697.
- Zekun Yang, Noa Garcia, Chenhui Chu, Mayu Otani, Yuta Nakashima, and Haruo Takemura. 2020. Bert representations for video question answering. In *Proceedings of the IEEE/CVF Winter Conference on Applications of Computer Vision*, pages 1556–1565.
- Qinghao Ye, Guohai Xu, Ming Yan, Haiyang Xu, Qi Qian, Ji Zhang, and Fei Huang. 2023. Hitea: Hierarchical temporal-aware video-language pre-training. In *Proceedings of the IEEE/CVF International Conference on Computer Vision*, pages 15405–15416.
- Shoubin Yu, Jaemin Cho, Prateek Yadav, and Mohit Bansal. 2023. Self-chained image-language model for video localization and question answering. *arXiv preprint arXiv:2305.06988*.
- Hang Zhang, Xin Li, and Lidong Bing. 2023. Videollama: An instruction-tuned audio-visual language model for video understanding. *arXiv preprint arXiv:2306.02858*.
- Zhou Zhao, Zhu Zhang, Shuwen Xiao, Zhou Yu, Jun Yu, Deng Cai, Fei Wu, and Yueting Zhuang. 2018. Open-ended long-form video question answering via adaptive hierarchical reinforced networks. In *IJCAI*, volume 2, page 8.
- Yaoyao Zhong, Junbin Xiao, Wei Ji, Yicong Li, Weihong Deng, and Tat-Seng Chua. 2022. Video question answering: Datasets, algorithms and challenges. In *The 2022 Conference on Empirical Methods in Natural Language Processing*.

A Experiments Setup

A.1 Dataset Details

NExT-QA is a VideoQA benchmark targeting the explanation of video content. The video in NExT-QA primarily encompasses aspects of daily life, social interactions, and outdoor activities, featuring three types of questions: *Temporal* (Tem), *Causal* (Cau), and *Descriptive* (Des). It contains 5.4k videos and about 52K manually annotated question-answer pairs, each QA pair comprises one question and five candidate answers.

STAR is oriented towards real-world reasoning scenarios, encompassing four question types, namely *Interaction* (Int), *Sequence* (Seq), *Prediction* (Pre), and *Feasibility* (Fea). STAR contains

22K Situation Video Clips and 60K Situated Questions.

TVQA is a multi-choice QA benchmark containing 152k QA pairs and 21k video clips from 460 hours of video. It features videos from genres such as sitcoms, medical dramas, and crime series.

	NExT-QA	STAR	TVQA
#videos	5.4k	22k	21k
#questions	52k	60k	152k

Table 6: Statistics of the datasets we used.

A.2 Baselines Details

BLIP-2 processes all frames by voting or concatenating them and then uses LLM to generate the final answer.

LLaMA-VQA is built on the basis of LLaMA-7B (Touvron et al., 2023), enabling the model to understand the complex relationships between videos, questions, and answers by constructing multiple auxiliary tasks.

LSTP adopts the BLIP-2 architecture and uses optical flow for frame selection, followed by using LLM to generate answers.

SeViLA relies on a multi-stage training process. During the inference, it first utilizes BLIP-2 and LLMs for frame selection and then uses BLIP-2 and LLM again for answer generation.

It’s worth noting that, according to the original paper (Yu et al., 2023), SeViLA’s performance is reported to be better with 4 frames compared to 8 frames, which contrasts with our findings. We pre-train and fine-tune SeViLA with different numbers of frames using official code and hyperparameters and found that the performance was better with 8 frames compared to 4 frames.

B Implementation Details

We use BLIP-2 as our answer generator. Specifically, we employ ViT-G (Fang et al., 2023) as the visual encoder and initialize FlanT5-XL (Chung et al., 2022) (3B parameters) as the LLM. We use the Qformer trained in the **second-stage** of BLIP-2 to connect ViT and FlanT5-XL, which is trained on a large dataset of image-text pairs to align visual representations to the representation space of the LLM. For the feature extractor $E_e(\cdot)$ and text encoder $E_t(\cdot)$ in QFS, as well as the multi-modal fusion encoder $E_f(\cdot)$ in QFM, we employ

the Transformer encoder architecture. $E_e(\cdot)$, $E_t(\cdot)$ and $E_f(\cdot)$ share parameters (188M parameters), and they are all initialized with the parameters of Qformer pretrained in the **first-stage** of BLIP-2.

We denote the model trained with k frames as VidF4(k). Unless otherwise specified, the model uses the same number of frames k for both testing and training, consistent with previous research. We use the frame selector to select $k = 8$ frames from a total of 32 frames in the video, and $\tau = 0.1$ for WRS. We conducted experiments using $4 \times$ A100 (80G) GPUs. For each dataset, the training batch size per GPU was set to 8, with a learning rate of $3e-5$. We implemented a warm-up of 1000 steps and trained the model for 10 epochs.

C More Ablation

We conduct the ablation experiments on two additional datasets in Table 6.

Setting	NExT-QA				TVQA
	Tem.	Cau.	Des.	Tot.	Acc.
VidF4	69.6	74.2	83.3	74.1	61.8
w/o QFS	69.1	72.2	83.8	73.0	61.5
w/o QFM	68.8	73.9	83.2	73.7	61.3
w/o IFD	68.9	73.5	82.8	73.5	61.2

Table 6: Ablation study on NExT-QA and TVQA.

D Case Study

Figure 4 presents our case study on the Star test set, where we visualize the impact of each component on VidF4’s performance. As mentioned in Section 4.2, using both QFM and QFS scoring mechanisms may result in high similarity among selected frames. In questions Q2 to Q5 of Figure 4, we observe that without IFD, i.e., VidF4 (w/o IFD) tends to select frames relevant to the question but with high similarity among them. This is because if a frame has a high QFM and QFS score for a given question, other similar frames are also likely to have high scores, resulting in a group of frames selected by QFM and QFS converging. However, when VidF4 employs IFD, this issue is alleviated to some extent. For instance, in Q2, the IFD mechanism penalizes the scores of frames containing ‘white chair’ at the same angle, thus encouraging the selection of different frames. Consequently, VidF4 obtains frames showing the action of picking up and holding a ‘book’ (denoted by the **green boxes** in Q2), enabling it to answer the question

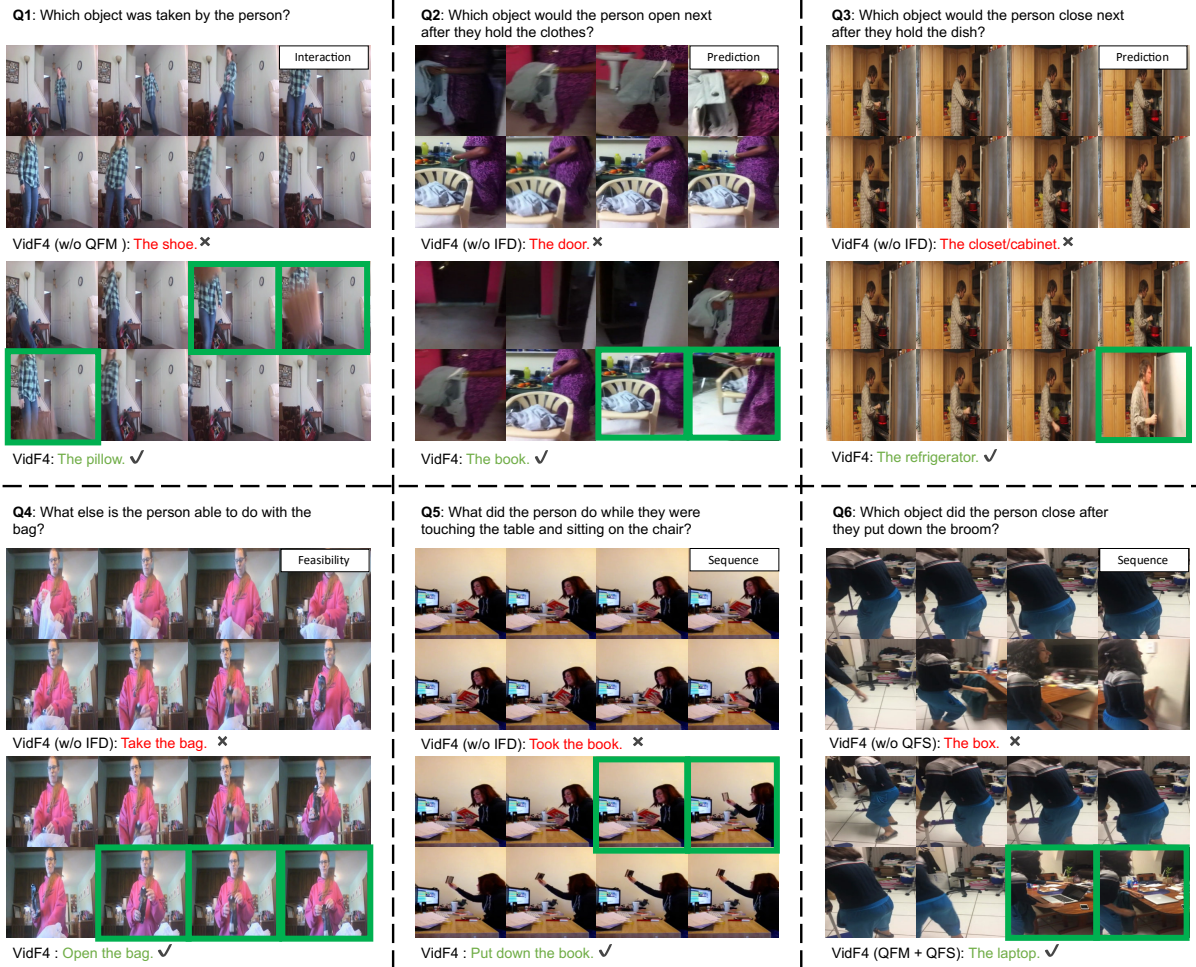


Figure 4: Case study of our VidF4 using 8 Frames. All selected Frames are arranged sequentially from left to right and top to bottom. VidF4 w/o QFM ignores the relevant frames to answer Q1. VidF4 w/o IFD only selects the most relevant but redundant frames, thus unable to answer questions Q2 to Q5. VidF4 successfully identifies the required frames (in green boxes) to answer these cases which are sourced from the test set of STAR.

correctly. Similar observations can be made in Q3 to Q5 as well.

Furthermore, we note that for *interaction* type questions, the model primarily needs to find frames containing the object mentioned in the question. For example, in Q1, by incorporating QFM, VidF4 locates three frames that include a 'pillow' (as shown in Q1's green boxes), allowing it to answer the question correctly. For *Prediction* and *Feasibility* questions, which require the model to possess a certain level of reasoning capability, the model not only needs to provide question-relevant frames but also understand the keywords 'before' or 'after', i.e., frames preceding or following the question-relevant ones. For instance, in Q2 and Q3, the VidF4 must not only identify frames showing the action of 'holding the clothes' or 'holding the dish', but also preserve frames following these actions as much as possible. IFD, by promoting frame diver-

sity, prevents the model from solely focusing on these actions and helps it answer questions more effectively.