

Influencer: Empowering Everyday Users in Creating Promotional Posts via AI-infused Exploration and Customization

Xuye Liu
University of Waterloo
Waterloo, Ontario, Canada
xuye.liu@uwaterloo.ca

Annie Sun
University of Waterloo
Waterloo, Ontario, Canada
a34sun@uwaterloo.ca

Pengcheng An
Southern University of Science and
Technology
Shenzhen, Guangdong, Canada
anpc@sustech.edu.cn

Tengfei Ma
Stony Brook University
Stony Brook, New York, United States
tengfei.ma@stonybrook.edu

Jian Zhao
University of Waterloo
Waterloo, Ontario, Canada
jianzhao@uwaterloo.ca

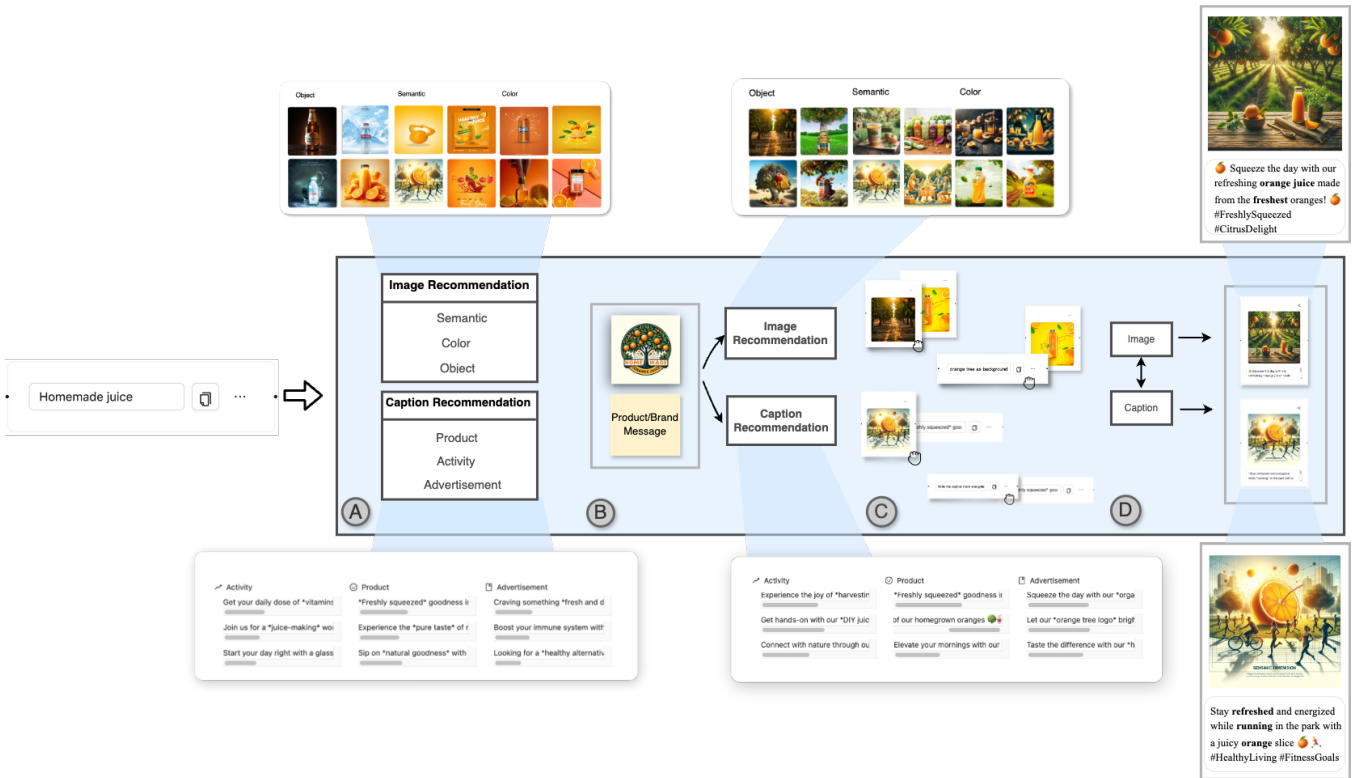


Figure 1: A design novice uses Influencer to ideate and make promotional posts to promote her homemade juice. (A) The user starts by input the topic in Influencer via a text block and explores the related images and captions in various directions. (B) Context-aware exploration is supported which updates the image and caption recommendation based on a brand/product image or message. (C) Various materials (i.e., image and text) can be flexibly fused to make a new image or caption. (D) Influencer allows the user to not only easily create harmonious promotional posts but also quickly obtain multiple post alternatives.

ABSTRACT

Creating promotional posts on social platforms enables everyday users to disseminate their creative outcomes, engage in community exchanges, or generate additional income from micro-businesses. However, creating eye-catching posts combining both original, appealing images and articulate, effective captions can be rather challenging and time-consuming for everyday users who are mostly

design novices. We propose Influencer, an interactive tool to assist novice creators in crafting high-quality promotional post designs, achieving quick design ideation and unencumbered content creation through AI. Within Influencer, we contribute a multi-dimensional recommendation framework that allows users to intuitively generate new ideas through example-based image and caption recommendation. Further, Influencer implements a holistic promotional post design system that supports context-aware

image and caption exploration considering brand messages and user-specified design constraints, flexible fusion of various images and captions, and a mind-map-like layout for thinking tracking and post-recording. We evaluated Influencer with 12 design enthusiasts through an in-lab user study by comparing it to a baseline combining Google Search + Figma. Quantitative and qualitative results demonstrate that Influencer is effective in assisting design novices to generate ideas as well as creative and diverse promotional posts with user-friendly interaction.

CCS CONCEPTS

• **Human-centered computing** → **Interactive systems and tools**; • **Computing methodologies** → *Artificial intelligence*; • **Applied computing** → *Arts and humanities*.

KEYWORDS

Promotional post, mindmap, caption, image, exploration, customization, ideation.

1 INTRODUCTION

Creating promotional posts on social platforms enables everyday users to share their creativity and engage in micro-entrepreneurship, an emerging economic component representing flexible, small-scale business ventures that offer substantial growth potential [57]. By creating promotional posts on social media, “micro-entrepreneurs” could showcase their products or services (such as selling second-hand items, homemade cakes [47]), engage with target customers, and build their online presence [1, 45]. This helps individuals, such as low-income groups or college students, to generate additional income for improving their life qualities, thus contributing to the resilience of the society [41].

Promotional post needs to be crafted with an eye-catching design and packed with informative content to boost brand visibility, engage customers effectively, and ultimately pave the way for higher conversions and sales [29]. Hence, a successful promotional post requires high-level designer skills. Namely, designers need to iteratively create engaging visuals and effective messages, and thoughtfully blend the two into a harmonious whole.

Therefore, for design novices and everyday users, creating promotional posts is challenging in several aspects. First, in the ideation stage, since users often draw inspirations from existing images [25], it is challenging for them to create novel alternatives from familiar visual narrations [67]. Previous research indicates that exploring examples helps users better understand their design direction and facilitates their ideation step from previous creations than starting from scratch [7, 20, 60]. Thus, many users rely on existing image search engines (e.g., Google Image Search, Pinterest) to collect examples during the ideation stage; however, this process can be very time-consuming [61]. Researchers have developed tools (e.g., MetaMap [34], PopBlend [71]) to support example exploration in the design ideation process, but the search results (design examples) cannot be flexibly edited or modified. However, users still need to rely on additional retouching tools (e.g., Adobe Photoshop¹, Figma²) to create and refine their designs.

¹<https://www.adobe.com/ca/products/photoshop.html>

²<https://www.figma.com/>

Moreover, the coordination between images and captions is essential for creating coherent and persuasive promotional posts that effectively convey the intended brand message and campaign information. However, matching the image to the message, or vice versa, can be a challenge in practice, due to the particular themes of the designed post. Without readily usable image resources, users often need to manually create an image to satisfy design constraints and align them with the theme [28]. Similarly, users need to iterate the caption appropriately to match the image for accurate conveyance of the intended message. These design hurdles escalate the threshold of promotional post design for non-professionals. While there exists some image editing tools (e.g., Adobe Photoshop) and image captioning tools (e.g., jina³), they are either targeted at professional users or lack the flexibility and integrativeness for a streamlined unified workflow: e.g., images and captions need to be created separately and combined manually at a later stage. Furthermore, such a complex, tedious and time-consuming process makes it difficult for novice users to create a sufficient number of design alternatives to compare and evolve their post, which is essential for having a good design outcome.

To address the challenges, we propose Influencer (Figure 1), an AI-empowered interactive tool for users who do not have professional design skills but have needs to create promotional posts in their daily lives (e.g., individual creators, college students, small business operators, product managers, freelancers). Drawing design goals from a formative study with five professionals, Influencer has been designed to streamline the promotional post design process, featuring four design modules: ideation, context-aware exploration, iterative customization, and delivery of multiple alternatives. Specifically, it provides: 1) an example-based multi-dimensional recommendation framework to facilitate the exploration of related seed captions and images to inspire design ideas, 2) a context-aware exploration module that enables users to add complex design constraints including the requirement of matching color schema of brand image or product message, 3) flexible fusion for various design materials via LLMs and Generative Image AI models, and 4) a mind-map layout to organize ideas, track thought process, and present multiple design alternatives. To evaluate Influencer, we conducted a controlled experiment with 12 design novices comparing our system with a baseline resembling the current workflow (Google + Figma). The results indicate that Influencer’s features were appreciated and the system is effective in helping users generate more creative and higher-quality promotional posts. In summary, we make the following contributions:

- A comprehensive AI-infused pipeline for effective ideation and generation of promotional posts, which integrates multi-dimensional recommendation, context-aware exploration, and conceptual fusion mechanisms, for both images and captions.
- A novel interactive canvas-based tool enabled by the pipeline, Influencer, which facilitates users with designing promotional posts and organizing them in a mind-map-like layout to track their thought processes.
- A comparative evaluation of Influencer with design novices and gained insight into whether and how the tool is effective in supporting promotional post design.

³<https://jina.ai/>

2 RELATED WORK

2.1 Example-based Design and Ideation

Past research indicates that exploring a wide range of design examples enables designers to gain the potential approaches for implementing their ideas [20]. An effective way to generate novel ideas is to utilize example-based exploration rather than starting from scratch [60]. By getting timely inspiration from these examples, designers can generate a lot more ideas than only relying on brainstorming. When individuals heavily rely on existing knowledge and examples before generating new ideas [32], they may encounter design fixation. In addition, simply providing irrelevant inspirations can not effectively address this issue and can even influence design efficiency [11]. Hence, it is crucial to maintain a balance between interrelatedness and diversity in example-based recommendations to foster designers' creativity [51]. Psychologists have investigated the relationship between human creativity and association [26, 46]. They find that generating creative ideas demands a strong capability for finding an association, rather than only imitating past work [8]. Based on previous examples, experienced designers are more adept at using analogical reasoning to link different concepts than novices [7]. Thus, novices need more robust support to innovate and combine concepts, which is also essential for promotional post design.

To facilitate this process, researchers have published free association datasets to simplify the ideation process among the general public [18]. The small world project⁴ is currently the largest dataset for word associations in English with more than 12,000 cue words, supporting users' conceptual level ideation. It demonstrated the importance of facilitating the ideation process at the concept level in promotional post design [7, 32]. Tools have also been proposed to leverage the example-based approach to facilitate ideation in design activities such as generating compound icons [76] and visual metaphors [34]. Our work is grounded by the findings in the above literature and proposes a novel multi-dimensional ideation method by analyzing the characteristics of images and captions.

2.2 Image and Caption Recommendations

Promotional post designs serve as powerful means for marketing and editorial graphics, enabling designers to capture audiences and transmit messages in an engaging and symbolic manner [35]. Such designs require the seamless integration of a promotional image and its caption [64]. Jeong's pioneering work [33] mentions that posts with visual metaphors are more persuasive compared to posts with literal (non-metaphorical) images. Therefore, we decide to use visual metaphors as our main image resource in our promotional post design system. We here introduce prior work on recommendations regarding images and captions.

To ease the promotional post design process, various tools have been developed to assist designers in crafting high-quality images. It is generally required to identify the analogy between two images to have a better chance of finding related images [34]. The most common correlation between images is semantic relevance, but an analogy may also involve other topics and categories besides semantic relevance. Apart from semantic analogy, both color [36]

and object [52] play important roles in establishing metaphorical relationships. Lucero et al. [43] found color distribution creates a specific atmosphere for the audience. Prior research has explored the semantic meanings of colors [31, 36, 73], aiming to establish links between colors and semantics. Researchers also highlighted the usefulness of color features in representing objects and conveying underlying semantic messages [36]. Besides, objects are also important when recommending related images, and designers tend to seek similar elements with similar objects for potential image exploration [24]. Therefore, in our work, we seek to use a three-dimensional recommendation framework (semantic, color, and object) for image exploration in the ideation step.

Moreover, prior research has shown that creating interesting and related captions can improve interaction and the sharing of content on promotional post design [30, 75]. Traditional caption generation methods [56, 62] for posts mainly use natural language techniques to create captions just from the picture, not considering the post's actual use and focusing only on one aspect. However, these methods do not fully meet the varied requirements of different types of posts. We propose a novel framework that employs a multidimensional strategy for caption recommendation in post design. We separate captions in promotional posts into three main topics: activity, product, and advertisement. Each of these themes serves a distinct purpose in engaging the audience and driving desired actions. Activity-focused promotional posts entail content that centers on engaging actions or events. They aim to grab the audience's attention by showcasing active happenings, events, or efforts linked to a brand or group [58]. Product-related promotional posts seek to convey the attributes, advantages, and value of particular products or services. This marketing strategy aims to attract potential consumers and encourage purchase decisions [5]. Advertisement-focused promotional posts encompass broader marketing and branding initiatives [37]. They aim to promote the brand as a whole, establish its identity, and convey its unique selling propositions. In our work, we incorporate caption recommendation in three dimensions (activity, product, advertisement) in Influencer to facilitate the caption exploration in promotional post design.

2.3 Promotional Post Design Systems

There are a variety of off-the-shelf tools that support post design with different focuses, such as professional image editing (e.g., Adobe Photoshop), collaborative UI design (e.g., Figma), and user-friendly graphic design (e.g., Canva). While all these tools provide powerful post image editing features from template-level to object-level, they have a steep learning curve for novice designers and require much manual user effort. Thus, the research community has been exploring AI-driven technologies for design assistance.

In particular to the design of promotional posts, customization techniques are widely explored to facilitate and accelerate promotional post design. Most of the existing research has primarily focused on image customization in the post design scenario. Common image customization techniques include masking and editing specific areas, generating new images based on a similar prompt context, and regenerating parts of images for variations [55]. More recent works include AnyDoor [13] which used a diffusion-based deep learning method to support object-level image customization.

⁴<https://smallworldofwords.org/en/project/home>

Some works also try to incorporate text or image concepts to customize target images. For example, Chen et al. [12] enabled various prompt inputs by incorporating a dual-branch conditioning mechanism to customize images in different concepts. Further, Kumari et al. [38] supported composing multiple concepts to generate images based on the given texts. On the other hand, beyond image customization, the generation and customization of captions for promotional posts also facilitate the promotional post design process. Large Language Models (LLM) including ChatGPT [48], Llama [66], and Claude [3] have been proposed to customize caption by rewriting the prompt based on user's need. More recent studies have used Context Sequence Memory Network to customize descriptive captions and predict hashtags based on the query images [17, 50]. In this work, we integrate multiple customization techniques such as regenerating images with similar prompt context and mask editing images into our tool to improve the promotional image design process. We also consider a simplified and practical interaction technique for promotional post customization, enabling users to conceptually customize captions and images through drag-and-drop selected images or texts as context prompts on a mind map.

Additionally, researchers have proposed various intelligent tools to help novices automate parts of the design workflow. For example, there has been a variety of work in domain-specific applications with compound design tasks. Yin et al. [74] developed a system for automatically generating magazine-like visual summaries from traditional social media posts for efficient mobile browsing. Qiang et al. [65] introduced a graphical model that learns to generate scientific posters from research papers. Tyagi et al. [68] proposed a tool to generate infographics from a user sketch. Shi et al. [59] developed a holistic color authoring system that supports 2D palette extraction, theme-aware, and spatial-sensitive color. Zhao et al. [76] created an automated system that generates icon suggestions by considering semantics, style, and space to support compound icon design. Recent work in aiding creative design [4] also adopts mind-maps to mimic the process of making associations among design materials. However, all of the above tools mainly focus on the ideation step of design, requiring designers to switch to other tools for the actual design work. Also, none of the above tools accommodates user-specified prompt or context images (e.g. brand image) based on design constraints, which are essential to maintain consistency and effectively communicate with the target audience.

3 FORMATIVE STUDY

Our primary target audience is design novices such as product managers, marketers, small business operators, freelance creators, or anyone who needs to quickly make attractive promotional posts without professional training. To better understand their needs, we conducted a formative study, and here we describe its setup and yielded design goals that have guided the development of Influencer.

3.1 Setup

We recruited five professionals (two women and three men, aged 20-30), including two design researchers in the IT company, a marketer experienced in designing promotional posts, and two software engineers who collaborate with product managers, marketers, and designers on product promotion. The study included a 30-minute

semi-structured interview with each participant. The interview questions covered how they would normally design promotional posts, including how they got their inspiration, and how they would craft and iterate the posts. They were also asked to identify difficulties they encountered throughout the design process and raise their needs for support. The interviews were audio recorded and then transcribed for further analysis. All the authors used the open-coding method to independently conduct a thematic analysis of the interview transcripts and notes. Then, all the authors reviewed and synthesized the results to ensure a comprehensive understanding of the findings.

3.2 Formulating Design Goals

Based on our formative study, we distill the following design goals to inform our development of Influencer. We refer to the participants in our interviews as E#.

3.2.1 R1: Help explore images and captions in diverse dimensions. Designers create new ideas through association and recombination from previous examples [7]. Traditional methods to collect inspiring examples of images and captions for the ideation stage include searching online resources from search engines (e.g., Google Search), which is usually cumbersome and time-consuming. The participants confirmed that they all seek inspiration from others' works, including content, color schema, style, and composition. Exposure to rich information often sparks new ideas [40]. However, when talking about searching exemplar images and captions for inspiration, two design novices (E1, E3) reported that they did not have effective techniques for using search engines for this purpose. Four participants (E1-2, E4-5) suggested a diverse example-based image recommendation would be desirable in this task.

R1.1: Image recommendation. Image recommendation plays a pivotal role in inspiring visual design for promotional posts by offering a wide array of imagery to draw inspiration. However, traditional methods lack multi-dimensional exploration of the image beyond basic keywords or tags, overlooking crucial aspects such as object, content, and semantic meaning. E1 mentioned: *"Searching images on the search engine results in many irrelevant or useless images. I often spend a lot of time on image selection."* Moreover, creativity researchers [34] demonstrated that multi-dimensional image recommendation can help explore visual metaphors including semantics, color, and shape, which was confirmed by E2. In addition to images with similar semantics and color, designers desire images that share similar objects. However, they are not particularly inclined towards images with similar shapes. E3 commented: *"I find the images with similar objects more useful than just similar shapes. It's about making that connection and conveying the right message in our promotional stuff. Shapes alone don't tell the story."* The participants' feedback suggests that an example-based multi-dimensional recommendations (i.e., semantic, color, and object) should be incorporated into the image recommendation module.

R1.2: Caption recommendation. The caption in a promotional post is greatly determined by its design intention and usage scenarios [30]. For instance, E4 said, *"In a promotional post, captions should set the scene, provide context, and align with the campaign's message. It's about understanding that a caption serves multiple roles."*

E5 expressed frustrations towards the traditional approach to caption recommendation and creation for promotional posts: *“Simple captions aren’t enough to make our products stand out, engage our audience, and tell a great ad story; we need captions that truly speak to every aspect and make our content stand out.”* Considering the influence of context and its role in shaping the captions in the post, a system should establish a multi-dimensional understanding of the design intention (such as the product, activity, and advertisement of the promotion). Thus, multi-dimensional caption recommendations could ease the users’ creative process.

3.2.2 R2: Support context-aware exploration considering brand messages and user-specified design constraints. Complex post design requirements can be overwhelming for design novices [21]. Existing off-the-shelf images and caption recommendation tools can offer some inspiration to users [15, 22, 23, 27]. However, there are two unaddressed opportunities: 1) understanding the semantics of the image, and 2) accommodating user-specified design constraints, such as color schemes and related product or branding requirements. Although it was shown in R1 that using a multi-dimensional recommendation method can effectively inspire design novices with new ideas, such a method falls short when designers have specific design constraints such as requiring the right color schema to fit with the brand or product image or making sure captions fit the brand’s values. Thus, a more advanced image and caption recommendation/modification mechanism is needed for iterative ideation.

R2.1: Image-aware. When given specific images for material exploration in promotional post design, it is essential to engage in iterative ideation to ensure the exploration aligns with these images. E2 confirmed that *“It’s crucial to update material exploration from multiple dimensions like semantics, color schemes, objects, and usage scenarios based on the given images. This can save time in searching for materials that are compatible with the provided images.”* Thus, if given related images, context-aware exploration should be conducted, ensuring that the exploration is updated to align with these images.

R2.2: Prompt-aware. A promotional post design often has different demands based on different goals, such as advertising, entertaining, and informing [6]. Designing different prompts based on varying needs to update material exploration may help designers engage in more directed design efforts. E4 emphasized this requirement in our formative study: *“Using prompts efficiently helps narrow down the search to exactly what you need, so you don’t have to start your search over for different requirements.”* Therefore, material exploration for promotional post design needs prompts to support iterative ideation by conveying user-specific demands.

3.2.3 R3: Flexible fusion of various images and captions to customize designs. Four participants suggested that it would be efficient to conceptually fuse different elements via dragging and dropping. *“It’s like using one element as a prompt background to customize another element on the canvas, making it easy for designers to create prompts and upload images to customize the target image or caption through conceptual fusion.”* Users have various preferences and expectations in different scenarios of the promotional post design processes. Hence, it is necessary to provide users with the right amount of customization in the mind-map interface. The tool

should make customization easier by automating tedious steps and offering creative fusion options so that they can rapidly enable design iterations and deliver design alternatives. According to our formative study, we identified the following key aspects related to material fusion.

R3.1: Image-caption fusion. In promotional post design, an artful fusion of images with precisely crafted text messages is essential. This dynamic combination allows for the creation of a compelling narrative, enhancing audience engagement and guiding their perception of the product or message being promoted. As E5 mentioned: *“Pairing the right caption or prompt with a thoughtfully chosen image can create marketing magic.”*

R3.2: Image-image fusion. Strategically integrating a variety of images is a powerful technique for crafting visually stunning promotional posts. By combining different images, a story can be woven, emotions can be evoked, or a product’s unique features can be effectively highlighted. E2 emphasized: *“Images engaging in a visual dialogue on the canvas is key. It’s about selecting images that complement each other, conveying a unified message to the audience.”*

R3.3: Prompt-caption fusion. The collaboration of a well-crafted prompt with a compelling caption yields an impactful promotional post. The prompt acts as a guide, steering the direction of the caption and ensuring it aligns with the intended message or brand voice. E1 echoed, *“The prompt is like a catalyst for crafting the perfect caption. It triggers creativity and ensures the caption hits the mark, captivating attention and driving the desired response from the audience.”*

R3.4: Prompt-image fusion. Many design novices struggle with how to edit images to achieve their desired outcomes. They often lack design expertise and are not proficient with effective image customization with tools. As E2 mentioned: *“Design novices like us don’t really know how to proceed with the editing to get the desired effect. If I want to change the background or the main color of one image, I don’t know how to use related design tools to implement it.”* Hence, the tool should allow users to employ the prompt to customize the image by easily attaching the text prompt to the target image.

3.2.4 R4: Design a mind-map layout to organize ideas and track the thought process. According to our interview, designers can easily get lost in iterative exploration of images and captions during ideation without tracking their exploration path. Canvas lets designers freely create by allowing them to make, move, track, and link elements anywhere [63]. Previous work also indicates that tracking the thinking path with mind-maps during exploration is important for ideation [19]. E3 suggested that *“mind-map is one way to connect and recombine materials to generate new ideas.”* Maintaining a thorough history of their creative process is a crucial design principle that aids in fostering creativity. E1, E2, and E4 suggested that *“When updating material exploration by uploading images or creating prompt texts, using links to show that an update has been made. It’s like marking our trail, so we know where we’ve been. The same goes for the flexible blending feature; a link means we modified the target material using flexible blending.”* Thus, the tool should support thought process tracking according to users’ design actions.

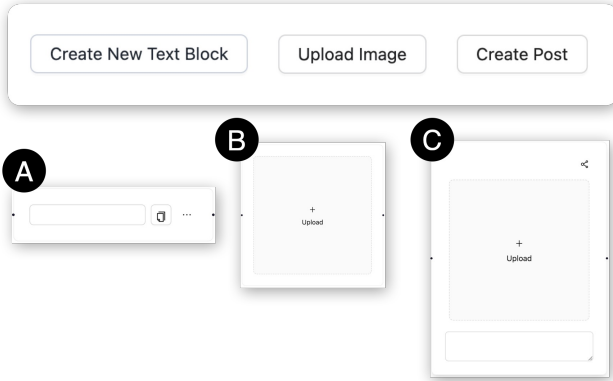


Figure 2: Influencer provides three basic types of interactive blocks on its mind-map canvas. Clicking *Create New Text Block* adds (A) an empty text block. Clicking *Upload Image* generates (B) an empty image block. Clicking *Create Post* produces (C) a blank post block that can fuse selected images and captions.

4 INFLUENCER DESIGN OVERVIEW

Based on the aforementioned design goals, we developed Influencer, an interactive, AI-empowered, and canvas-based tool that helps design novices in four main steps of promotional post design (i.e., ideation, context-aware exploration, customization, and post generation), all through a set of simple interactive blocks (Figure 2). Figure 3 shows an overview of the system backend and workflow, which consists of five main modules: (A) *Caption Recommendation*, (B) *Image Recommendation*, (C) *Context-Aware Exploration Mechanism*, (D) *Flexible Fusion Mechanism*, and (E) *Image Regenerate and Mask Edit Module*.

In particular, as shown in Figure 4, users’ material (image and caption) searching process is supported through related concepts based on their search input. After identifying an image or caption of interest, users can further explore the recommendation images based on three features: semantics, color, and object, and explore the recommendation captions in three contexts: product, activity, and advertisement (R1). As shown in Figure 5, users can conduct context-aware exploration for captions and images by dragging brand messages (i.e., brand image, product message, and brand value) to the caption and image recommendation block (R2). Users can further contextually customize design materials by fusing any images and captions during the promotional post design, as shown in Figure 6 (R3). All the activities are conducted on a mind-map which records the thinking path generated by users for a quick recollection (R4).

4.1 User Interface and Blocks

The user interface of Influencer is based on an interactive canvas allowing users to create three types of blocks: text block (Figure 2.A), image block (Figure 2.B), and post block (Figure 2.C), as well as offering two types of recommendation blocks: image and caption.

The image block provides four options for users to further explore, customize, or utilize images in their promotional post design: 1) “Regenerate Image” (Figure 6.B) to produce a similar image with

the same context, 2) “More Images” (Figure 6.B) to browse recommended images based on the selected image in three dimensions (i.e., semantics, color, object) in a image recommendation block (Figure 4.E), which can further obtain images along the branches (Figure 4.C), 3) “Mask Edit” (Figure 6.B) to edit an image by drawing a mask and providing a prompt for generating a new image, and 4) “Generate Post” (Figure 7.A) to craft a post in a post block directly based on the current image. To minimize user interaction for efficiency, Influencer apply every user selected or uploaded images with those four options to streamline any design activities (i.e., ideation, context-aware exploration, customization, and post generation) from the block.

The text block provides three options (Figure 4.A) for users to ideate captions or images and generate post during the design process: 1) “Generate Images” to obtain an assembly of image search results based on the given topic, 2) “Generate Captions” to explore recommended captions in three context dimensions (i.e., product, activity, advertisement) in a caption recommendation block (Figure 4.F), which can keep expanding along any branch, and 3) “Generate Post” to directly produce the post based on their input text in a post block (Figure 7.B).

In Influencer, images or text can be as context to help users do further exploration. Users can create a text block writing brand message or the requirement of the promotional post design and drag it to the image (Figure 4.E) or caption recommendation block (Figure 4.F). In this way, users can get new image or caption recommendation aligning with the prompt written in the text block. Also, users can create an image block (Figure 2) and upload the context image like brand image and drag it to the image (Figure 4.E) or caption recommendation block (Figure 4.F). Then user will get a new image and caption recommendation block aligning with his uploaded image with the similar semantic meaning and color schema. At the same time, users can also drag a text block or an image block and connect it to any target image block, text block for conceptual customization. Such customization and context-aware exploration are shown in orange arrows to differentiate from the users’ initial exploration paths that are shown in blue arrows. Furthermore, users have the option to not only generate posts based on a single image or caption but also select their preferred image and caption directly on the canvas and fuse them to a post block for production.

4.2 Usage Scenario

Before diving into our approach and details, we explain how the design novices use Influencer via a simple usage scenario. Suppose Crystal is a micro-entrepreneur who owns a small grocery store, and she needs to promote a new product, homemade orange juice.

Crystal launches Influencer. She first creates a Text Block (Figure 2.A) on the canvas and wants to explore images related to her promotional topic: “homemade juice.” She clicks the “...” button that shows a list of exploration and post generation options (Figure 4.A). From there, she clicks the “Generate Images” button (Figure 4.A) to create a search image block (B), consisting of a set of images related to the given topic. After identifying an image of interest, she further explores the recommendation images based on 3-dimensional features (semantics, color, and object) by clicking on the “More Image” button (Figure 4.C). After clicking this button, Influencer

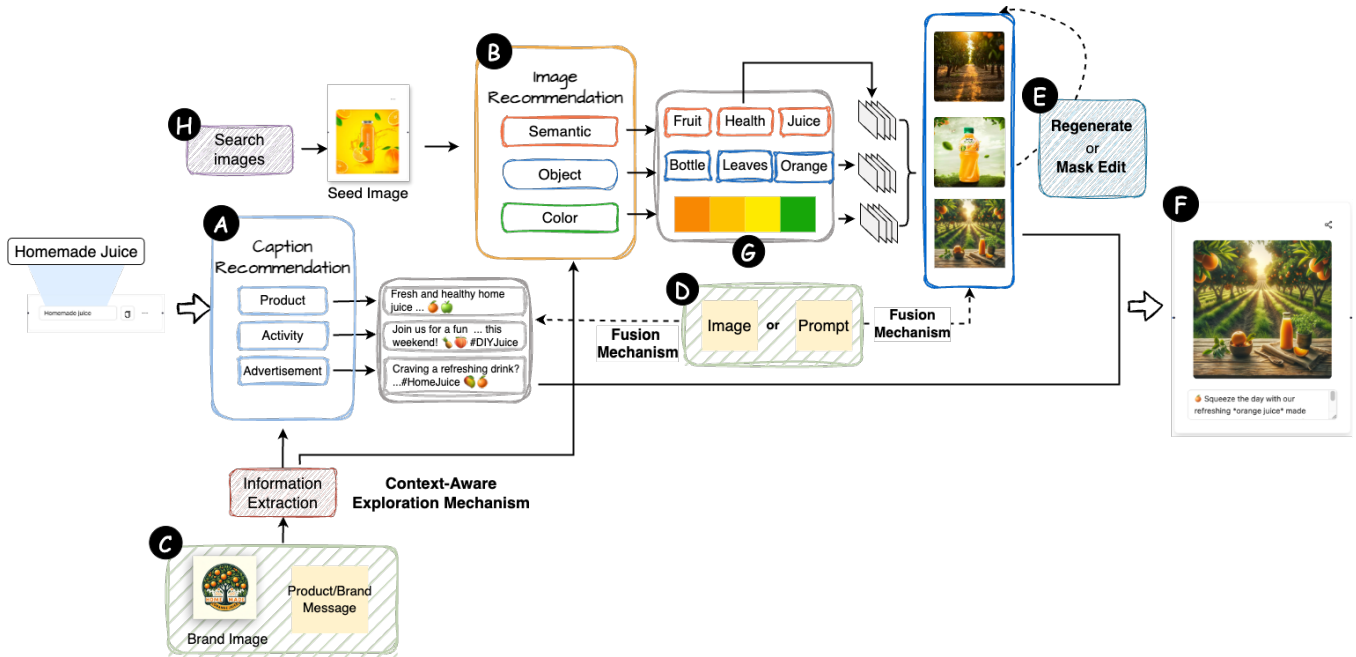


Figure 3: System architecture and workflow of Influencer. From an input topic, the system first analyzes the input to return searched images (H) and the user can select a seed image from the search results. At the same time, the Caption Recommendation (A) digests the input topic and recommends captions from three dimensions (i.e., product, activity, advertisement). Next, Influencer can conduct image recommendation (B) based on the seed image in three dimensions (i.e., semantic, object, color) and suggest images for each dimension (G). It also supports context-aware exploration (C) based on a brand image or product/brand message to find materials aligning with the brand. Besides, Influencer allows users to customize the images via Regenerate or Mast Edit (E) and conceptually fuse design materials (i.e., images and captions) with an image or prompt reference (D). Together, it generates an aesthetically pleasing promotional post design with harmonious content. A user can further iteratively explore more design recommendations (A, B, G) and generate multiple design alternatives to share on social media (F).

requests her to select a related semantic keyword from the semantic keyword panel (Figure 4.D) (R1). Crystal wants the focus of the promotion to be on health. Then she click Health from (Figure 4.D) and create an image recommendation block (Figure 4.E) for more images in health semantic meaning.

Crystal looks at the images from the image recommendation block and finds a satisfied image in (Figure 6) but thinks “The image’s meaning is closely related to my topic, but I need more alternatives with similar meaning and want to change the type of juice shown.” Next, she click the “Regenerate” (Figure 6.B) to generate an image with the same semantic meaning (Figure 6.C). She also wants to try to click “Mask Edit” button (Figure 6.D) to get more alternatives. After clicking “Mask Edit” button, she clicks “Mask” button from (Figure 6.D) to frame out the mask she wants to replace and writes the prompt in (Figure 6.D). Then she clicks the “Generate” button to generate a new image in (Figure 6.E).

At the same time, Crystal wants to further explore other alternative paths of design, since she does not have sufficient design training and wants to see if there are better options. Then she tries another path to explore useful captions for her promotional post. She thus clicks the “Generate Captions” button (Figure 4.A) to obtain a caption recommendation block (Figure 4.F). She checks this caption recommendation block and finds one caption suitable for her post. She clicks this caption which generates a text block

including this caption and edits the text based on her preference (Figure 7.C). Then, she directly generates a post by clicking the “Generate Post” button (Figure 7.C). Through all the above actions, she creates multiple post alternatives for her design and she is quite satisfied (Figure 7).

However, she thinks the promotional image needs to align with the brand image (Figure 5.A) of her grocery and some new descriptions of the promoted product (Figure 5.B). Using brand images or new descriptions directly to find materials may ignore previous searches and context, potentially leading to recommendations that do not match the original intent and needs. Therefore, Crystal implements a context-aware exploration to find more materials for post design based on the previous search. She links the brand images and the text block with new product descriptions to the caption and image recommendation block. Influencer returns newly recommended images and captions in the image (Figure 6.C) and caption recommendation block (Figure 5.D) from multiple dimensions which align with the color scheme, object, and semantic meaning of the brand image and the new product descriptions. “Nice! I got new materials for the post design!” Crystal and feels happy about the efficiency. Using similar interactions above, she continues to customize and generate some alternative designs (Figure 7.ABC) (R2).

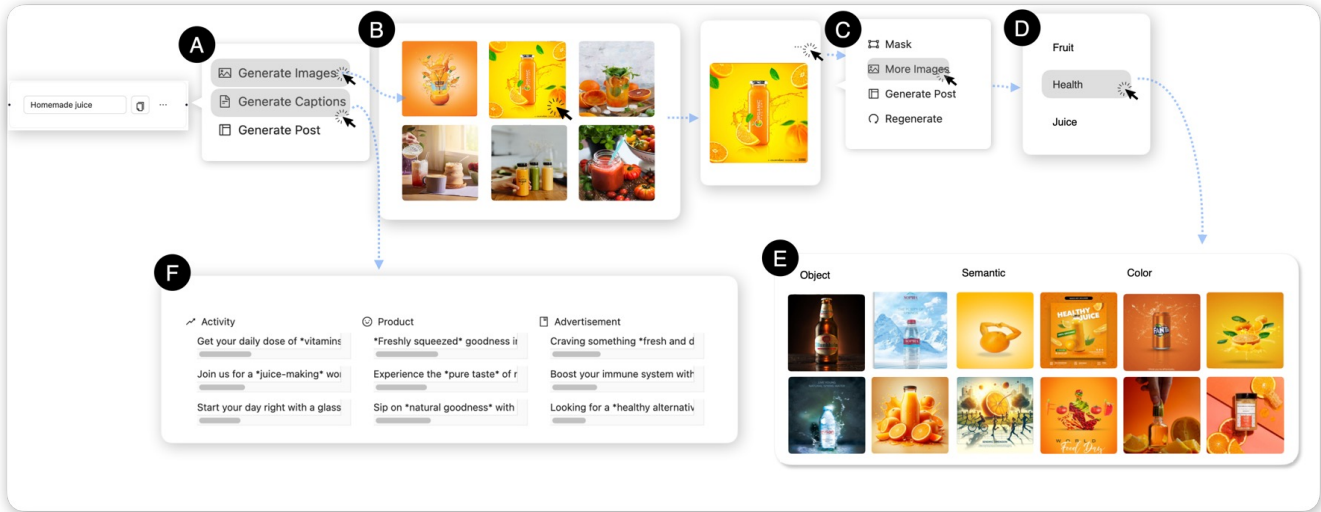


Figure 4: Ideation with Influencer: (A) From a text block, a panel providing three options (*Generate Images*, *Generate Captions*, *Generate Post*) for users to ideate captions or images and generate posts; (B) An assembly of image search results based on users' input topic; (C) From an image block, a panel providing four options for users to customize (*Regenerate*, *Mask*), conduct image recommendation (*More Images*), or produce post directly (*Generate Post*); (D) A panel providing related semantic keywords to help users explore diverse materials; (E) An image recommendation block displaying results in three dimensions (i.e., semantic, object, color); (F) A caption recommendation block displaying results in three dimensions (i.e., product, activity, and advertisement).

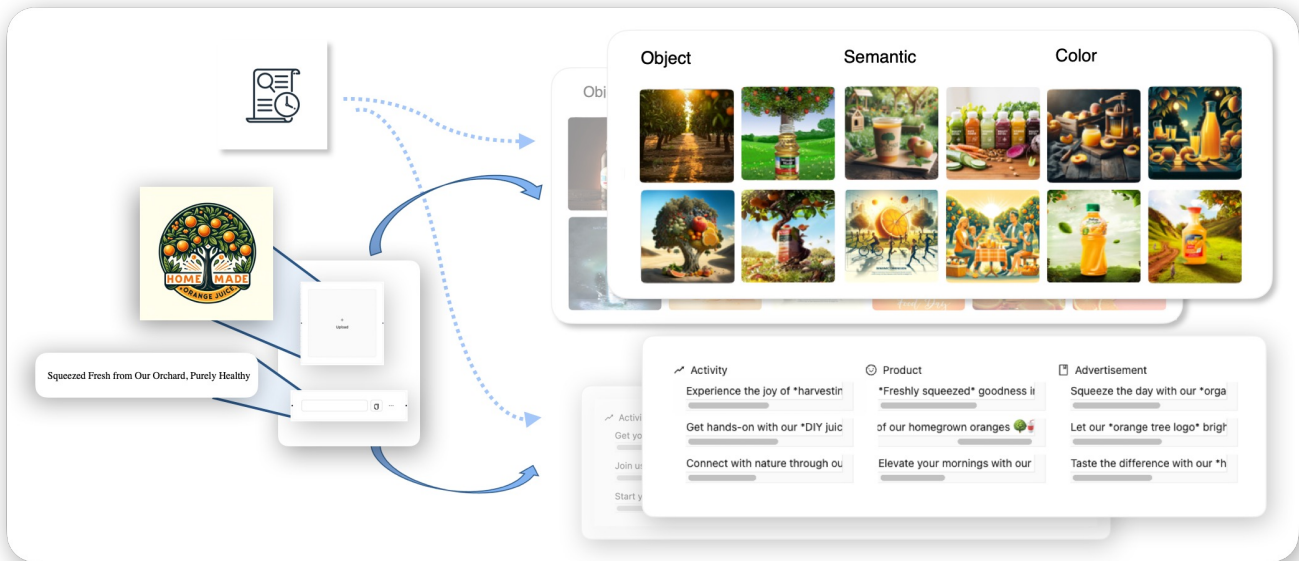


Figure 5: Context-Aware exploration with Influencer: (A) Uploading a brand image and dragging to update the target image recommendation block and caption recommendation block; (B) Creating a text block with product message and dragging to update the target image recommendation block and caption recommendation block; (C) Updated image recommendation block; (D) Updated caption recommendation block.

Crystal is satisfied with the content of the current image design but feels styles are less appealing when compared with another image despite not liking its content (e.g., the left two images in Figure 6.F). She wants to combine these two images; thus she

connects this image as a background to that seed image for conceptual fusion (Figure 6.F). A new image is then generated with a style similar to the background image and the same semantic meaning as the seed image (R3). “Looks better!” she thinks. If there

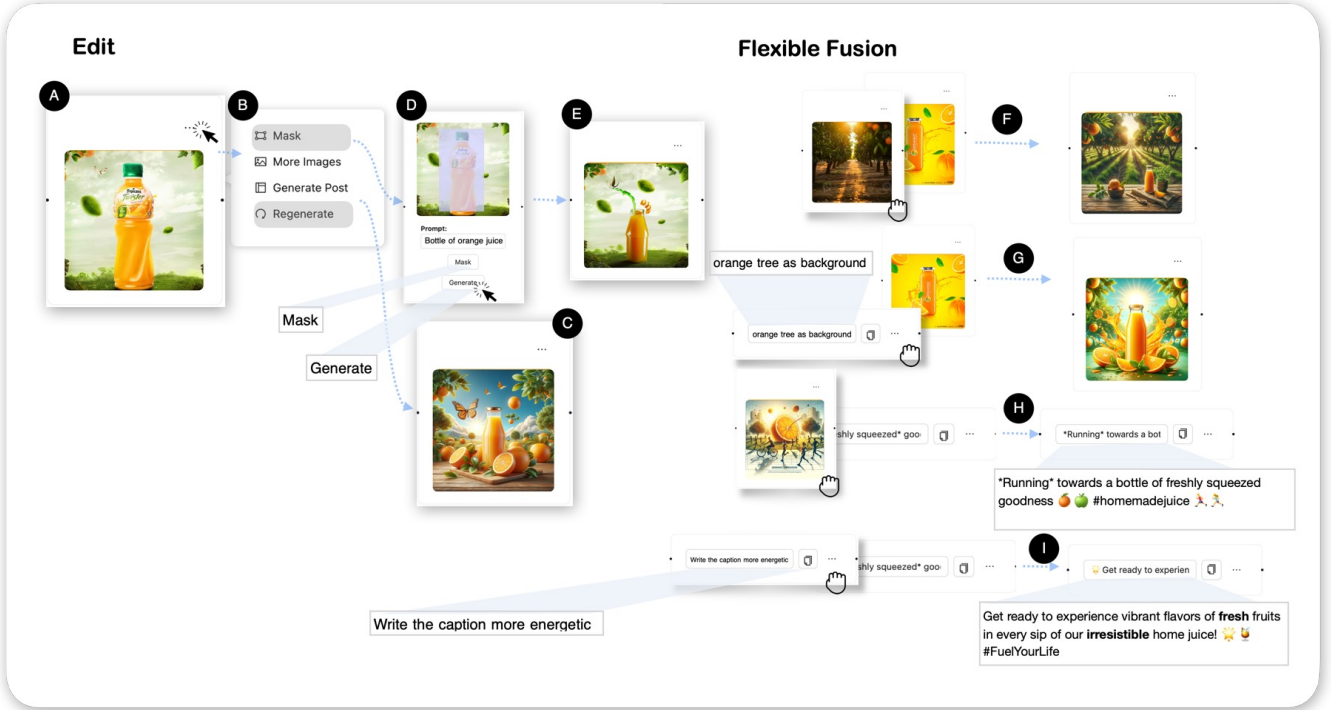


Figure 6: Customization with Influencer: In the *Edit* mode, an image (A) can be modified with “Mask” and “Regenerate” for customization (B). “Regenerate” produces a semantically similar new image (C). “Mask” allows for framing the part to customize with a prompt (D) and thus produces a new image (E). In the *Fusion* mode, images and/or text can be freely combined by dragging an image or text block with a prompt to the target image or caption (F, G, H, I).

is no satisfactory image on the canvas, she can also create a text block with the style description and drag it to the seed image for the above conceptual fusion. For example, she drags a text block with the text of “orange tree as background” to the seed image, Influencer generates a new image featuring an orange tree background while retaining the orange juice bottle from the seed image (Figure 6.G). Besides, Influencer supports conceptual fusion on captions by dragging existing images or text blocks with prompts to customize target captions (Figure 6.HI). Thus, Crystal drags a text block with a prompt suggesting “write the caption more energetic” in the target caption (Figure 6.I). She takes a look at the customized caption: “Awesome! That was quick. This caption is exactly what I needed!”

During the process, Crystal finds thinking path very useful. When she get lost in the promotional post design process, the tracked thinking path can remind her of the previous exploration and customization (R4).

5 INFLUENCER SYSTEM

In this section, we describe the backend of the Influencer system in detail, particularly on the implementation of the multi-dimensional recommendation, context-aware exploration, and multiple fusion mechanisms (Figure 3).

5.1 Dataset Building

Previous work emphasizes the importance of using associations from previous examples to create new ideas [7, 72]. Besides, based on previous work and our formative study results, we find that the creation of promotional images involves analogy between all kinds of information [9], including semantic [53, 54], color [36], and object [24]. To build the post image dataset with reasonable associations between each example, we performed various pre-processing steps to prepare our dataset. Specifically, we use Small World Dataset [18] to get a keyword association dataset and collect a Post Image dataset following Kang et al. [34]’s approach with further refinement.

Key Association dataset. The Small World Dataset [18] is the largest English free word association resource, containing over 12,000 cue words. This dataset captures how people remember and recall concepts through word associations [44]. It includes responses from 100 participants who provided three associated words for each cue, leading to a comprehensive collection of word associations. Then association strengths were calculated based on the frequency of each response relative to the total number of responses [10]. We then formed the keyword association dataset as a directed graph, with forward associations (from responses to cues) and association strengths as weights. It includes words within two association distances from the topic words, creating a dataset with 7,407 words.

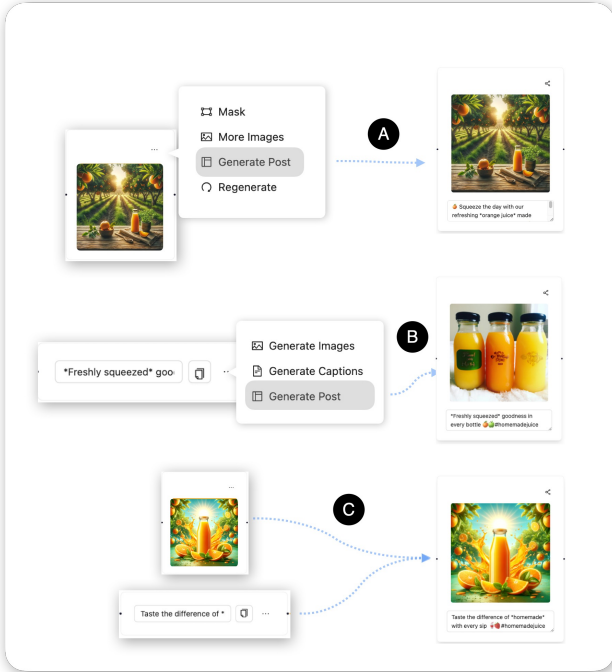


Figure 7: Post generation: A post can be generated based on a selected image (A) or caption (B) by clicking *Generate Post*. Alternatively, a blank post block can be created to combine the selected image and caption (C).

Post Image Collection. Inspired by [34], we used Pinterest as our main image source for novice designers since it is the most popular website for them to find image examples. Kang et al. [34] built a keyword-image dataset utilizing the keyword association dataset collected before with 4,861 descriptive words and 76,686 images where images mainly focus on the advertising creative images. Since advertising creative images are a key source for promotional post design [69], we updated the dataset based on feedback from our formative study to include object dimension which is more valued by users. This helps design novices have a clearer idea and examples of how to create promotional posts. To identify related objects within our dataset, we fine-tuned the MMDetection model using SAHI [39] and applied it to each image in the dataset sourced from [34]. The image-object relationship tables were added to the dataset to help designers to explore.

5.2 Image and Caption Recommendation

5.2.1 Image Recommendation. Influencer recommends images from three dimensions (i.e., semantics, color, and object) to provide related and diverse examples, as detailed below. Therefore, we extract the corresponding features from a seed image and get the top-ranked images. Due to space limitations of the block, we display the top four images in each recommended dimension and allow designers to scroll left and right to view more images.

(a) Semantic. We propose distinct methods for semantic image recommendation based on two types of images: those available in the dataset and those uploaded by users. For images within the

dataset, we have already identified highly related concept words through the computation of concreteness and imageability scores (ranging from 0 to 1) sourced from [42], collected through human annotation and synonym expansion. Our approach prioritizes words associated strongly with perceptible concepts and evoking mental imagery. According to our formative study, designers mentioned the importance of incorporating user-uploaded images to enrich the exploration of design materials in promotional post design. To address this, we leverage the state-of-the-art image captioning model in framework OFA [70] to extract key information from the uploaded image. Additionally, we fine-tune the cutting-edge text classification models mDeBERTa-v3 [39] to identify the highly related concept words corresponding to the uploaded image. After getting the highly related concepts, the top four images are randomly selected from the qualified candidates. By doing so, we increase the diversity of the returned images when the semantic correlation remains the same.

(b) Color. Our approach involves suggesting images with analogous colors by analyzing the dominant color from the image. Color-Thief⁵ is adopted to retrieve the main theme color of the image. To ensure a speedy search, we search images from related concepts.

(c) Object. Influencer recommends images with similar objects based on object detection. To facilitate the search speed and make sure that the image has some semantic relationship with the original image, we only search images in the related concepts. MMDetection models leveraging SAHI [2] is used to extract the main object and retrieve the top probable items from the image. The top four images with similar objects are then recommended. The reason of using the SAHI framework is that there are many small but important objects in the promotional image based on our interview.

5.2.2 Caption Recommendation. Additionally, Influencer recommends captions from three dimensions (product, activity, advertisement) to provide related and diverse examples. Specifically, activity-focused posts emphasize engaging actions or events, product-focused posts describe the features and benefits of goods or services, and advertisement-focused posts address broader marketing and branding efforts. Based on the analysis of promotional posts on Instagram [16], there are five themes in total including product, activity, advertisement, text, and others. Based on their statistic of categories and the results of our formative study, we recommend our captions in three contexts (i.e., product, activity, and advertisement). We use GPT-4 to generate caption recommendations based on the user input prompt T_p with the following prompt:

Prompt: Generate three promotional captions for each dimension (product, activity, advertisement) based on the given text: <T_p>. please also highlight the keywords with asterisks and keep rendering icons in each caption.

5.3 Context-Aware Exploration

In addition to image/caption recommendation from scratch, Influencer further supports context-aware exploration which is built upon the image or text block dragged by the front-end. Since this task is to help designers update their exploration results for images or captions based on the provided materials (i.e., brand image, product message, etc.), where the goal is to learn the mapping from

⁵<https://github.com/lokes/color-thief>

provided materials to target exploration block. As we stated in Sec. 3.2.2, existing off-the-shell recommendation tools cannot fulfill our customization requirements. Our goal is to recommend new images or captions reflecting the user-specified theme and design constraints extracted from provided materials, while most existing models are trained only to recognize general features without distinguishing specific dimensions for each image or text, nor considering the context of previous searches and selected seed images or captions. Based on the findings of our formative study, users find it useful for recording their explored history. The purpose of this feature is to update the image or caption recommendation based on the given context, created from the seed images I_s and seed text T_s . Also, we refer the image context as I_c and the text context as T_c . Four main tasks should be considered to implement:

(a) Text Context-Aware Exploration of Images. To achieve text context-aware exploration of images, we utilize text prompts T_c to update the image recommendations block. For instance, users can modify the recommendation context, such as searching for similar images with different colors or alternate objects, ensuring a diverse and visually appealing array of options. To ensure we can update the image recommendation reasonably, we first summarize the keyword list into those three dimensions (semantic, color, object) in the collected dataset. Then, we use an advanced image captioning model ofa_imagecaption_coco_large_en [70] to extract the image description D_i from seed image I_s and combine it with the text context T_c to form a new contextual prompt $P_t^I = D_i + \text{under the context of } T_c$. Next, we run the text classification models mDeBERTa-v3 [39] to categorize the contextual prompt P_t^I in three dimensions (e.g., semantic, object, color), where the semantic class set is the semantic keyword list L_s , the color class set is color keyword list L_c , and the object class set is object keyword list L_o . Then, it returns the target keywords W_s , W_c , W_o . Last, we locate these keywords from those three dimensions and update the image recommendations accordingly.

(b) Text Context-Aware Exploration of Captions. Text is also helpful in updating the caption recommendations, enabling users to explore highly related captions that resonate with the promotional goals. By using text context T_c , users can update the caption recommendations across various contexts, like altering the target product or changing the types of activities associated with the promotional post. To implement this feature, we leverage GPT4 [49] and use a prompt derived from the seed text T_s and text context T_c to update the caption recommendation block across three dimensions: product, activity, and advertisement. The prompt is shown below:

Prompt: Generate three promotional captions for each dimension (product, activity, advertisement) based on the given text: <T_s> and following the given prompt <T_c>. please also highlight the keywords with asterisks and keep rendering icons in each caption.

(c) Image Context-Aware Exploration of Images. Incorporating image recommendations based on user-uploaded personal or brand logo images is a valuable feature. Users can upload images of personal interest or brand logos to enhance image recommendation results. For instance, searching for similar images that resonate with the brand's color scheme or share common objects with the brand image ensures consistency and a cohesive visual representation.

To extract related keywords from the image I_c , we use MMDetection models leveraging with SAHI [2] to get the object keyword W_o , use ColorThief⁶ to extract color keyword W_c , and use image captioning model ofa_imagecaption_coco_large_en [70] and text classification model mDeBERTa-v3 [39] to get related semantic keywords W_s from the semantic keyword list L_s . Note that to consider the exploring history, we also extract semantic keywords W_b from the seed image I_s . The recommended images in the semantic dimension will be prioritized if they contain both keywords W_b and W_s . Similarly, In the color and object dimension, recommendations are updated based on W_c and W_o keywords and we also prioritize images that include the semantic keywords W_s . Last, we update the image recommendation block based on the keywords we find in three dimensions.

(d) Image Context-Aware Exploration of Captions. Another useful contextual exploration feature is optimizing caption recommendations by incorporating personal interested images or company logo images. By uploading such images, users can re-explore caption recommendations across three contexts. This ensures that the promotional post's captions are in line with the user's preferences, the company's branding strategy, and the intended promotional message. Specifically, we use the image captioning model ofa_imagecaption_coco_large_en [70] to extract the information D_i from the context image I_c . Then, we write the following prompt based on D_i and the seed text T_s to update the caption recommendation in three dimensions by leveraging the GPT4. The prompt is shown below:

Prompt: Generate three promotional captions for each dimension (product, activity, advertisement) based on the given text: <T_s> and following the given image prompt <D_i>. please also highlight the keywords with asterisks and keep rendering icons in each caption.

5.4 Image and Caption Fusion

5.4.1 Text-based Fusion. In promotional post design, combining text and images, originating from text, enhances the creative process by allowing seamless integration and customization. These fusion features encompass the following key aspects, each addressing a specific aspect of text integration to optimize promotional content creation:

(a) Text Fused with Image. One key aspect involves fusing text prompts T_p with images, where users can generate prompts to customize and regenerate images according to their promotional requirements. Similarly, we run the image captioning model ofa_imagecaption_coco_large_en [70] to extract contextual information D_i from the target image I_t , then write a prompt including D_i and T_p into the DALL-E [55] model to generate a new promotional image. The prompt we feed into the DALL-E is shown below. This fusion empowers users to tailor the visual aspects of their promotional posts, aligning with the intended message and target audience.

Prompt: <D_i> + based on the requirement: + <T_p>

(b) Text Fused with Caption. Incorporating text seamlessly with captions is a crucial fusion feature. Users can input prompts to refine captions, making them more detailed, engaging, and aligned

⁶<https://pypi.org/project/colorthief/>

with the brand’s messaging. Additionally, storytelling elements can be infused, augmenting the narrative of the promotional content. This fusion is implemented by concatenating the text prompt T_p with the target caption C_t and feeding it to the GPT-4 API [49] for the generation of the new caption under the user’s requirements. The caption is shown below:

Prompt: Regenerate the following promotional post caption: $\langle C_t \rangle$ based on the given text prompt: $\langle T_p \rangle$. Please also highlight the related keywords with asterisks and keep rendering icons in the caption

5.4.2 Image-based Fusion. The integration from images also forms a crucial aspect, enhancing the visual appeal and message delivery. The following elaborates various facets of image-based fusion features, focusing on customization and optimization to align with promotional objectives:

(a) Image Fused with Image. One fundamental aspect involves fusing a user’s personal interest image I_i with the target image I_t . This allows for customization by uploading images of personal relevance or interest, ensuring a unique and personalized touch to the promotional content. Incorporating personal images establishes a more relatable and engaging connection with the audience. Specifically, we need to extract information D_i^i , D_i^t from these two images using the image captioning model ofa_image-caption_coco_large_enframework [70]. Then we concatenate D_i^i and D_i^t into a prompt, with one serving as the context and the other as the main component. This final prompt is then passed to DALL-E [55] for fusion. The prompt to generate a new image is shown below:

Prompt: $\langle D_i^i \rangle$ + under the context of: + $\langle D_i^t \rangle$

(b) Image Fused with Caption. Integrating images with captions is vital for conveying a comprehensive message. Users can upload personal or brand logo images to customize captions, making them more relevant to the company’s image or aligning with specific areas of interest. This fusion provides an opportunity to infuse brand identity and captivate the audience with intriguing visual-textual combinations. Similarly, we use the image captioning model ofa_imagecaption_coco_large_en [70] to extract the information D_i from the context image I_i . Then, we write the following prompt based on D_i and the target caption C_t to generate a new caption under the image context. The prompt to refine the caption is shown below:

Prompt: Regenerate the following promotional caption $\langle C_t \rangle$ based on the given image context: $\langle D_i \rangle$. Please also highlight the related keywords with asterisks and keep rendering icons in the caption.

6 USER EVALUATION

We conducted a within-subjects controlled experiment comparing Influencer with a Baseline including Google Search for ideation and Figma for post design (Figure 8). Since promotional post design is a complex process, we structured a within-subjects study to mitigate the potential impact of individual differences in this creative process. According to insights from our formative study, Google Search stands as the most commonly utilized platform for seeking inspiration, and Figma is also commonly used by users,

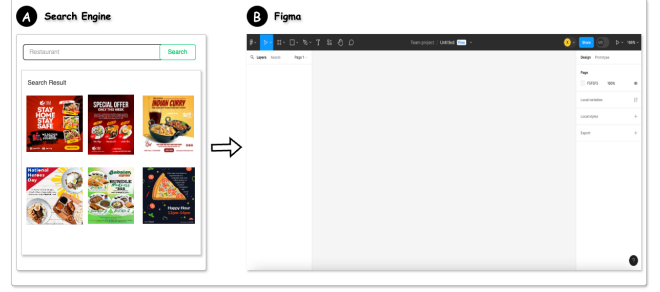


Figure 8: The Baseline system includes two parts: (A) search engine and (B) Figma, which resembles the current workflow with industry standard tools.

making it a suitable baseline system for promotional post design. This baseline featured a Google Search-like interface with essential functions such as image searching (utilizing the same database) and image saving capabilities. Users can then use Figma to customize the image and write the caption to create a promotional post.

6.1 Participants

We recruited 12 participants (7 women and 5 men, age: $M = 27.3$, $SD = 3.6$) via social media and mailing lists. The majority of them (10 out of 12) need to engage with graphic design in their daily tasks, although they are not proficient designers. With a pre-study questionnaire, they were considered novice designers based on their self-reported design experiences on a 5-point Likert Scale, including expertise in promotional post design ($MD = 1$, $SD = 0.42$) as well as familiarity with color theories ($MD = 1.5$, $SD = 0.78$), and Figma ($MD = 1$, $SD = 0.56$), where 1 indicates less expertise/familiarity. Thus, they are representatives of the typical target users for Influencer (e.g., marketers, product managers, UI designers, and small business owners) who want to easily and quickly produce a few promotional post designs for broadcasting events or products.

6.2 Tasks and Design

We employed a within-subjects design for the study. We designed three tasks to compare Influencer with the Baseline on multiple aspects of creativity and assistance in promotional post design tasks. All tasks require users to design a promotional post from the provided topic which is the most common case for novices to not start from scratch. We set a time limit (60 minutes) for each task to simulate a timing design scenario. This also allowed the study length to be reasonable in a within-subject design.

Task 1 focuses on a product promotion scenario. Given a product topic “Fruit Juice”, users need to design relevant images to comply with the topic. They also need to generate the related captions to be compatible with the images and make the final post design harmonic overall.

Task 2 focuses on the scenario of activity promotion. Provided with an activity theme: “Basketball Game”, participants need to design the promotional image to achieve a design matching the theme. Participants should also generate reasonable captions to express a particular design need and suitably describe the image. There should be at least two versions of the final product with different colors to accommodate different sentiments or occasions.

Task 3 aims to test the brand-based promotion design scenario. Given a brand image and topic: “Ramen”, participants need to design an image compatible with this brand image on the canvas, which includes the color of the image, and the object of the image. In addition, the final design should be aesthetically pleasing.

6.3 Procedure

During the study, participants complete the above three tasks using both of the study systems (i.e., Influencer and Baseline), one after another. The order and combination of study data and tools were counterbalanced. For each condition, participants were first introduced to the study system (i.e., Baseline or Influencer). During the Influencer condition, a short tutorial video demonstrating its basic functionality was shown to users. Once users were comfortable using the tool, tasks were presented sequentially with the final deliverables for each task. Post task completion, each participant completed a questionnaire related to their experience, comparing the Baseline and the Influencer. The questionnaire included the Creative Support Index (CSI) assessment [14] regarding users’ experience in exploration, expressiveness, enjoyment, workload, etc. Besides, we conducted a short semi-structured interview with each participant to gain their qualitative feedback. The entire study lasted approximately 60 minutes for each participant, and they were remunerated with \$20.

7 RESULTS

7.1 Quantitative Results

In the following, we report our results on task completion rate and participants’ ratings for Influencer and Baseline.

Completion rate. With Influencer, all participants claimed they had completed all the required promotional posts within the given time for the three tasks. With the Baseline, 91.67% (11/12) of participants completed the post design in Task 1, but only 75.00% (9/12) of the post design in Task 2 and 83.3% (10/12) in Task 3 were fully completed. This indicates that Influencer has the potential to accelerate design processes when designers need to edit images or quickly generate alternative designs. Here, we present six representative drafts among 72 drafts generated with Influencer and the baseline system in Figure 9.

Design Experience. We utilized the Creativity Support Index (CSI) [14] to measure the degree of creativity support for Influencer and the Baseline in the study. Participants rated five creativity support factors with scores on a Likert scale from 0 (strongly disagree) to 10 (strongly agree). Figure 10 shows the individual CSI score for each factor, i.e., enjoyment, exploration, expressiveness, immersion, and results-worth-effort. Overall, Influencer achieved a CSI score of 76.86 ($SD = 13.52$), which is higher than the Baseline with a score of 61.5 ($SD = 16.64$). The paired t-tests show that the overall CSI score of Influencer is significantly higher than that of Baseline ($t = 4.136, p = .0007$). It was found that Influencer generated statistically significant improvements in enjoyment ($t = 3.362, p = .0009$), exploration ($t = 3.445, p = .0018$), expressiveness ($t = 2.762, p = .0275$), immersion ($t = 2.614, p = .0296$), and results worth effort ($t = 3.184, p = .0266$). The results indicate that participants enjoyed their overall experience with Influencer. Influencer supported graphic design explorations effectively, enhanced

users’ expressiveness during the creative process and increased their satisfaction with their design outcomes.

Usefulness of Functions. We also evaluated different functionalities within Influencer to see which ones are comparatively more useful with a 5-point Likert scale: mind-map based Visual Representation ($M = 4.1, SD = .71$), Materials Fusion ($M = 3.64, SD = 1.24$), Post Generation ($M = 3.9, SD = .84$), Caption Recommendation ($M = 3.42, SD = .65$), Semantic Recommendation for Image ($M = 3.88, SD = 1.24$), Color Recommendation for Image ($M = 2.43, SD = 1.57$), Object Recommendation for Image ($M = 3.18, SD = 1.16$), Regenerate Image ($M = 2.36, SD = .89$), Mask Edit Image ($M = 2.85, SD = 1.26$). As we can see, mind-map based Visual Representation, Post generation, and Dragging Interaction were recognized as the most useful functions in Influencer. However, we also find that some functions have deviations, including materials fusion, semantics/color/object exploration, and mask edit images. According to our observations, this kind of disagreement in usefulness evaluation reflects different user preferences with different post design habits and the limitation of image generation models (see Section 8 for more discussion).

7.2 Qualitative Results

In general, participants appreciated various novel functions of Influencer. We summarize their feedback from the semi-structured interviews based on the following themes.

General preference. Overall, 10 out of 12 participants stated that they would like to use Influencer as their promotional post design tool over the baseline system. Two other participants preferred to combine the two systems to do image searches and get image and caption recommendations but did image customization on another interface.

Image/ caption recommendation Participants thought the overall quality of the image-searching results met their expectations. Eight noted that the images retrieved were notably creative and useful compared to their prior experiences using a search engine (P1-2, P4, P10-12). They also mentioned the usability of three-dimensional recommendation for image and caption and stated “*I would appreciate using this function when lacking initial ideas on post design. The recommendations fit my design goal well. The three-dimensional recommendation helps me find more inspiration with just a few seed images.*” (P6). In addition, participants mentioned that even though there are some recommended images are not suitable for the topic, it is still useful since Influencer already saves them more time in designing a final version of the post design (P8). Further, “*Based on those recommendations, the post design process becomes easier and reduces my mental effort required for brainstorming.*” (P7). Meanwhile, three participants (P4, P10, P11) recognized the three recommendation directions on caption based on different contexts: “*I can quickly change my post captions to fit different scenes, making it much easier than starting from scratch.*” (P9). The feedback indicates that the multi-dimensional image and caption recommendation is useful to facilitate the promotional post design with desired content.

Context-Aware Exploration quality All participants found that the context-aware recommendation is helpful. The utility of context-aware exploration was highlighted when exploring the images and captions based on the given materials: e.g., “*it swiftly*

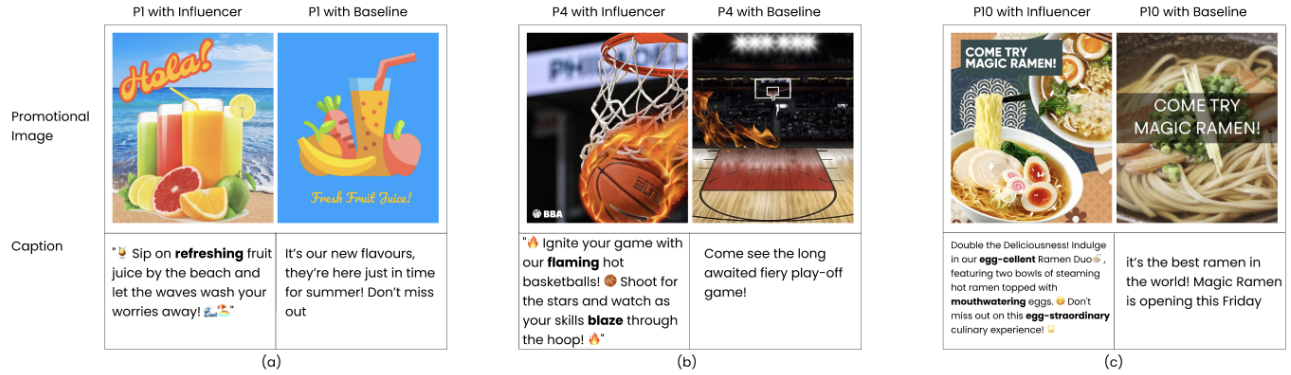


Figure 9: Examples of six drafted posts generated by three participants (P1, P4, P10) with Influencer and Baseline system in three tasks: (a) a fruit juice promotional post for a small grocery store, (b) a post for promoting basketball game activity, and (c) a ramen advertisement for a Japanese restaurant.

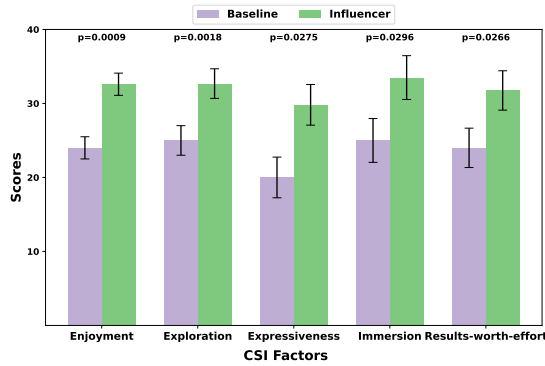


Figure 10: Results of Creative Support Index (CSI) for Influencer and Baseline (the higher the better) on the factors of enjoyment, exploration, expressiveness, immersion, and results worth effort.

guides users to find post images and captions that align with their given brand logo or product message in terms of color, semantics, and objects" (P1-3), "context awareness on caption exploration is nice since I can get a bunch of captions at a time matching my requirement of linguistic preferences or product relevance" (P5). Moreover, the logical interaction of context-aware exploration was also recognized by 3 participants (P6, P7, P10): "It is very user-friendly to allow me to update the recommendation stuff by dragging the uploaded images or created text prompt to the target recommendation block." Another participant also reported: "It tells me why this recommendation block is updated, so I can track and know what to focus on."

Flexible fusion of various images and captions. This is a unique experience reported by eight participants. They found it to be very useful when they wish to directly customize an image or caption by writing a prompt or uploading the image they possess (P1-2, P8, P10-12). By flexibly fusing the image or caption, they could "freely customize the material based on my preference and iteratively brainstorm" (P12). P1 also mentioned "It is very helpful when I want to rewrite a caption incorporating the image I possess since it directly helped me integrate the information from the images into the previous captions smoothly." P4 echoed, "I feel it convenient

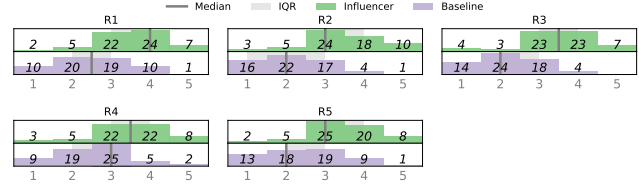


Figure 11: Experts' ratings on the quality of participant-generated promotional posts on a 5-point Likert scale (the higher the better) for five aspects: overall satisfaction (R1), clarity of content (R2), audience engagement (R3), content consistency (R4), and aesthetics (R5).

to design the captions or images based on my personal preference by using different prompts or images. It helps me get multiple alternatives to compare later."

Mind-map layout to track thinking path and record design alternatives. Four participants found it very useful to trace back their thinking path (P6-8, P10). By enabling tracking design history, they can "check their design process, freely fuse different materials, and review multiple design alternatives." P7 also added that "It records my thoughts and helps me track my thinking process. Moreover, I indeed feel secure with this feature, and enables me to explore freely." Another participant also mentioned different colors for dragging features helped them clearly differentiate the exploration process and customize the process (P11). He recognized the Influencer "showing how the initial thoughts have been refined and making it easier for users or team members to follow the thought process and rationale behind decisions" P12 added, "I can personally upload an image or write a prompt to customize the image or caption exploration path, which is very flexible and helps me find the related image efficiently."

7.3 Expert Assessment

We recruited three expert designers to help us rate and analyze participant promotional post designs. We also invited them to share their views regarding Influencer afterward. The experts' backgrounds are as follows: 1) an assistant professor, a man, specializing in graphic design with a PhD degree, with 15 years of design; 2) a

visual designer in the industry, a woman, focusing on advertising design, holding a master’s degree in design theory, with eight years of design experience; 3) an art teacher, a woman, teaching art design in high school and usually create design contents for the school’s social media, with ten years of design. We denote them as EA1-3, respectively.

Post Quality Assessment. While the CSI assessment in our questionnaire indicates participants’ self-experience of the created promotional post, these do not reflect how the slides are received by the audience. To assess the quality of the promotional posts created with Influencer, we invited the three experts to rate the post drafts from 12 participants. For a fair comparison, we removed the trials from the two conditions if the participants did not complete that task with either of the tools. Each expert rated the promotional posts by participants on a 5-point Likert Item and in random order. The results of their ratings on five different aspects are shown in Figure 11. The Wilcoxon signed-rank tests found that the outcomes of Influencer had significantly better ratings than those of the Baseline for all aspects: overall satisfaction ($t = 3.245, p = .0060$), clarity of content ($t = 2.864, p = .0405$), audience engagement ($t = 2.693, p = .0398$), content consistency ($t = 3.843, p = .0270$), and aesthetics ($t = 3.325, p = .0318$). The results indicate that Influencer could effectively facilitate users to generate better quality promotional posts, more consistent with the given topic, and more engaging, aesthetic, and clear for audiences.

Design of Influencer. The three-dimensional recommendation framework for both images and captions was recognized as reasonable by all our experts. EA1 raised that *“This brainstorming framework is helpful for novices to quickly learn basic design elements, save time on searching, and generate high-quality drafts, especially on post captions.”* EA2 reported that even this tool is *“intriguing to interact with and useful especially when we have hands-on materials to design,”* and he would like to give it a try. Moreover, EA3 gave high praise for the flexible fusion of various materials and also for tracking their thinking path with the mind-map on canvas. She suggested that all materials need to be allowed to be fused or linked to freely generate new examples: *“using mind-map on canvas is an easy way to achieve this action.”*

8 DISCUSSION

This paper focuses on promotional post design, enabling everyday users to express their creativity such as in micro-entrepreneurship. However, the design of promotional posts requires high requirements on design skills as it involves blending engaging visuals with effective messages to produce appealing content, particularly challenging for design novices. To address these challenges, we have designed and evaluated the Influencer, an AI-infused tool designed to make the process of designing promotional posts simpler for those without professional design skills. Influencer integrates four design modules: ideation, context-aware exploration, flexible fusion, and a mind-map layout for tracking the thinking path. As indicated by the results, using Influencer could streamline the promotional post design process, enabling users to craft engaging and effective promotional content with relative ease. These experiences have been further supported and concertized by the participants’ detailed descriptions in the qualitative findings. Beyond presenting

a novel design case and contextually confirming the benefits of our tool, we discuss the extracted underlying patterns and implications for future research and design below.

8.1 Examples and Context as Key Components in Design

Studies have been conducted to explore the idea of a recommendation framework on how users could get inspiration by single visual elements [31, 36, 52]. Kang et al. also uses a multi-dimensional recommendation method to enrich richer image search [34]. However, little has been done to understand and leverage the context-aware exploration when specific design requirements are present. Our work has surfaced that context-aware exploration can refine the exploration process beyond simply a linear recommendation, especially when users face complex design scenarios that require tailored solutions. Our findings from Section 7 reveal distinct views of three dimensions in the context-aware exploration: *“Semantic dimension is easy to use and understand.”* (P2 and P8). *“Color is useful in most of cases especially when I upload a brand image and want to find related images in a similar color schema.”* (P10). *“Object dimension can help me find images having similar objects which are helpful when I need to design a product-type promotional post.”* (P11). But P6 and P7 expressed concern about color and objects in one of the tasks they did. They mention the image recommendation on color and object dimensions sometimes is slightly inaccurate. The reason may be the inaccurate color extraction and misclassification of objects caused by the limitation of the object detection model, leading to colors and objects that do not match the users intend to use in their uploaded brand image. To better support this approach in designing, one design expert (E2) suggested that adding a color picker to let users choose preferred colors, and then recommend related color palettes may be helpful to improve image recommendation accuracy. For object dimension, enhancing the model and training it with more object classes on a large-scale dataset would be an addition to the context-aware exploration.

8.2 Flexible Fusion and Generation with Personalization

As uncovered by our empirical data, another promising opportunity of Influencer is that it could provide an interactive way to arrange and fuse elements and ease the design process by the drag-and-drop feature on canvas. These new experiences in promotional post design have not adequately exhibited in existing creative tools. They usually offer template-based designs, where users select from pre-defined layouts and styles, limiting the scope for personalized interaction and creativity [65, 68, 74]. The future design could build upon this experiential interaction and make the design process more immersive. For example, in 3D design, when a user drags one 3D model close to another, the system could automatically align and merge these geometric shapes, creating a unified and complex entity. Further, as lighting elements are integrated into the scene, their effects could intelligently merge, adapting to create a cohesive and harmonized lighting atmosphere that enhances the overall visual impact of the 3D space. Besides, based on our user studies, we learned that users may have different preferences on the design styles of post images and captions. Therefore, we

may leverage data analytics and machine learning to analyze user behavior, preferences, and past design choices, offering tailored design recommendations on images and captions. This is also an interesting avenue to consider in the future development of more personalized recommendation models in design.

8.3 Trade-off between Automation and Autonomy

To facilitate the creation of promotional posts by design novices, Influencer employs a nuanced recommendation system that carefully balances guidance with creative freedom. The variety of examples collected in the findings illustrates that a multi-dimensional recommendation framework on images and captions enriches the design process by offering a diverse array of visual and textual elements, allowing users to explore design elements using different dimensions or concepts. Further, users were able to tailor the design process to the user's specific brand narrative and aesthetic preferences with context-aware exploration. In our study, participants could quickly customize the images and captions in the post design with little manual effort. The results indicate that Influencer outperforms the baseline on various design tasks. However, this customization is limited by the performance of the Generative Image AI models. For example, *"The image-based fusion feature sometimes doesn't work as I expected. Newly generated images didn't change the style of my dragged image."* (P12). Fine-tuning the Generative Image AI model in a post image dataset could improve the visual quality of generated post images. Allowing users to edit and polish the images later would also be a helpful addition to the system, such as adding text to the image, adjusting image saturation, and other basic features like those in Photoshop. In summary, this suggests that an ideal design system should balance automation and autonomy to provide a wealth of inspiration with recommendation, generation, and customization abilities.

8.4 Limitations and Future Work

This work has several limitations which we plan to address in the future. First, even though our system can auto-layout each block, the layout is still stiff when users create a large amount of alternatives. Users can only use the mouse to manually drag each overlapped block to satisfy their layout requirement. To enable a more flexible mind-map layout, we could adopt a self-defined mind-map editor for the personalized organization. In this way, users can save the useful block based on their needs.

Second, Influencer recommends images based on three dimensions: semantic, object, and color. However, the current visual algorithm has limitations in accurately identifying highly related images within complex images. In addition, when users upload their own images and attempt to update the image recommendation block in our system, existing vision models are unable to correctly extract the semantic meaning of the uploaded image. To improve the accuracy and integrity of recommendation algorithms, we would like to expand our dataset and experiment with a more state-of-art vision model in the future.

Third, since there are many kinds of information including texts, photos, typography design, and layout that can inspire users, our three-dimensional exploration would benefit by some extension.

To adapt our system to more creative scenarios (e.g., banner design, photography, etc), we can include more images in the dataset or recommend images in more dimensions (e.g., typography, mood, style). Also to help professional designers, we can incorporate Influencer with Photoshop to perform more complex tasks or leverage advanced image editing features from Photoshop to fulfill more advanced user needs.

Fourth, while users can modify various design elements, such as images, captions, and color schemes, the flexibility of fully customizing layouts and structures remains somewhat constrained. As part of our future endeavors, we envision enhancing the system's capabilities so users can design completely customized layouts incorporating diverse design elements precisely based on their preferences. Users can integrate features that facilitate seamless collaboration among multiple users participating in promotional post creation. Future work may try to streamline and enrich the design process, promoting more dynamic and efficient teamwork in creating compelling promotional content by enabling real-time collaboration and feedback.

9 CONCLUSION

In this paper, we have introduced Influencer, a tool designed to support novice designers such as freelance creators, marketers, and product managers with promotional post design. By seamlessly integrating captivating images and well-crafted captions, Influencer addresses the challenges faced by design novices in generating attention-grabbing content. Our system offers a mindmap-like layout for ideation and incorporates multidimensional AI-powered exploration and customization of related images and captions to revolutionize the design process. Additionally, Influencer allows flexible fusion of various design elements. Through a comprehensive evaluation, including controlled experiments and expert assessment, we have demonstrated that Influencer significantly enhances the ideation and design process. It enhances the effectiveness of promotional post design in different task scenarios by fostering engaging interactions, diverse explorations, and trackable thought processes.

REFERENCES

- [1] Bamidele Adekunle and Christine Kajumba. 2020. The Nexus between Instagram and digital entrepreneurship. *Journal of African Development* 21, 1 (2020), 14–40.
- [2] Fatih Cagatay Akyon, Sinan Onur Altinuc, and Alptekin Temizel. 2022. Slicing Aided Hyper Inference and Fine-Tuning for Small Object Detection. In *2022 IEEE International Conference on Image Processing (ICIP)*. IEEE. <https://doi.org/10.1109/icip46576.2022.9897990>
- [3] Anthropic. 2023. Model Card and Evaluations for Claude Models.
- [4] Suyun Sandra Bae, Oh-Hyun Kwon, Senthil Chandrasegaran, and Kwan-Liu Ma. 2020. Spinneret: Aiding creative ideation through non-obvious concept associations. In *Proceedings of the 2020 CHI Conference on Human Factors in Computing Systems*. 1–13.
- [5] Subhojit Banerjee. 2009. Effect of product category on promotional choice: comparative study of discounts and freebies. *Management Research News* 32, 2 (2009), 120–131.
- [6] Rajeev Batra and Kevin Lane Keller. 2016. Integrating marketing communications: New findings, new lessons, and new ideas. *Journal of marketing* 80, 6 (2016), 122–145.
- [7] Nathalie Bonnardel and Evelyne Marmèche. 2005. Towards supporting evocation processes in creative design: A cognitive approach. *International journal of human-computer studies* 63, 4-5 (2005), 422–435.
- [8] David C Brown. 2008. Guiding computational design creativity research. *Studying Design Creativity*, Springer (2008).
- [9] Noel Carroll. 1994. Visual metaphor. In *Aspects of metaphor*. Springer, 189–218.

- [10] Andrew Cattle and Xiaojuan Ma. 2017. Predicting word association strengths. In *Proceedings of the 2017 conference on empirical methods in natural language processing*. 1283–1288.
- [11] Joel Chan, Pao Siangliulue, Denisa Qori McDonald, Ruixue Liu, Reza Moradinezhad, Safa Aman, Erin T Solovey, Krzysztof Z Gajos, and Steven P Dow. 2017. Semantically far inspirations considered harmful? accounting for cognitive states in collaborative ideation. In *Proceedings of the 2017 ACM SIGCHI Conference on Creativity and Cognition*. 93–105.
- [12] Li Chen, Mengyi Zhao, Yiheng Liu, Mingxu Ding, Yangyang Song, Shizun Wang, Xu Wang, Hao Yang, Jing Liu, Kang Du, and Min Zheng. 2023. PhotoVerse: Tuning-Free Image Customization with Text-to-Image Diffusion Models. arXiv:2309.05793 [cs.CV]
- [13] Xi Chen, Lianghua Huang, Yu Liu, Yujun Shen, Deli Zhao, and Hengshuang Zhao. 2023. AnyDoor: Zero-shot Object-level Image Customization. arXiv:2307.09481 [cs.CV]
- [14] Erin Cherry and Celine Latulipe. 2014. Quantifying the creativity support of digital tools through the creativity support index. *ACM Transactions on Computer-Human Interaction (TOCHI)* 21, 4 (2014), 1–25.
- [15] DaEun Choi, Sumin Hong, Jeongeon Park, John Joon Young Chung, and Juho Kim. 2023. CreativeConnect: Supporting Reference Recombination for Graphic Design Ideation with Generative AI. arXiv preprint arXiv:2312.11949 (2023).
- [16] Kar-Hai Chu, Jon-Patrick Allem, Tess Boley Cruz, and Jennifer B Unger. 2017. Vaping on Instagram: cloud chasing, hand checks and product placement. *Tobacco control* 26, 5 (2017), 575–578.
- [17] Cesc Chunseong Park, Byeongchang Kim, and Gunhee Kim. 2017. Attend to You: Personalized Image Captioning With Context Sequence Memory Networks. In *Proceedings of the IEEE Conference on Computer Vision and Pattern Recognition (CVPR)*.
- [18] Simon De Deyne, Danielle J Navarro, Amy Perfors, Marc Brysbaert, and Gert Storms. 2019. The “Small World of Words” English word association norms for over 12,000 cue words. *Behavior research methods* 51 (2019), 987–1006.
- [19] Yenan Dong, Shangshang Zhu, and Wenjie Li. 2021. Promoting sustainable creativity: An empirical study on the application of mind mapping tools in graphic design education. *Sustainability* 13, 10 (2021), 5373.
- [20] Claudia Eckert and Martin Stacey. 2000. Sources of inspiration: a language of design. *Design studies* 21, 5 (2000), 523–538.
- [21] Eric Evans. 2004. *Domain-driven design: tackling complexity in the heart of software*. Addison-Wesley Professional.
- [22] Yansong Feng and Mirrell Lapata. 2012. Automatic caption generation for news images. *IEEE transactions on pattern analysis and machine intelligence* 35, 4 (2012), 797–812.
- [23] Rinon Gal, Yuval Alaluf, Yuval Atzmon, Or Patashnik, Amit H Bermano, Gal Chechik, and Daniel Cohen-Or. 2022. An image is worth one word: Personalizing text-to-image generation using textual inversion. arXiv preprint arXiv:2208.01618 (2022).
- [24] Lampros Gkiouzeas and Margaret K Hogg. 2011. Articulating a new framework for visual metaphors in advertising. *Journal of Advertising* 40, 1 (2011), 103–120.
- [25] Milene Gonçalves, Carlos Cardoso, and Petra Badke-Schaub. 2014. What inspires designers? Preferences on inspirational approaches during idea generation. *Design studies* 35, 1 (2014), 29–53.
- [26] Harrison G Gough. 1976. Studying creativity by means of word association tests. *Journal of Applied Psychology* 61, 3 (1976), 348.
- [27] Fitri Handayani. 2015. Instagram as a teaching tool? Really? *Proceedings of ISELT FBS Universitas Negeri Padang* 4, 1 (2015), 320–327.
- [28] Nichakan Horphet and Aranya Srijongjai. 2020. An Analysis of Multimodal Text Design in Social Media Marketing: A Case Study of Starbucks Posts on Instagram. *Vacana* 8, 1 (2020), 119–154.
- [29] Laura Hummell. 2006. Synectics for creative thinking in technology education. *Technology and Engineering Teacher* 66, 3 (2006), 22.
- [30] Roope Jaakonmäki, Oliver Müller, and Jan Vom Brocke. 2017. The impact of content, context, and creator on user engagement in social media marketing. In *Proceedings of the Annual Hawaii International Conference on System Sciences*, Vol. 50. IEEE Computer Society Press, 1152–1160.
- [31] Ali Jahanian, Shaiyan Keshvari, SVN Vishwanathan, and Jan P Allebach. 2017. Colors–Messengers of Concepts: Visual Design Mining for Learning Color Semantics. *ACM Transactions on Computer-Human Interaction (TOCHI)* 24, 1 (2017), 1–39.
- [32] David G Jansson and Steven M Smith. 1991. Design fixation. *Design studies* 12, 1 (1991), 3–11.
- [33] Se-Hoon Jeong. 2008. Visual metaphor in advertising: Is the persuasive effect attributable to visual argumentation or metaphorical rhetoric? *Journal of marketing communications* 14, 1 (2008), 59–73.
- [34] Youwen Kang, Zhida Sun, Sitong Wang, Zeyu Huang, Ziming Wu, and Xiaojuan Ma. 2021. MetaMap: Supporting visual metaphor ideation through multi-dimensional example-based exploration. In *Proceedings of the 2021 CHI Conference on Human Factors in Computing Systems*. 1–15.
- [35] Muhammad Rashid Khan, M Iqbal, and Ayesha Jahan Lodhi. 2021. Influencer marketing on Instagram: Effects of promotional posts on purchasing behavior of consumers. *Journal of Political Studies* 28, 1 (2021), 119–132.
- [36] Eunjin Kim and Hyeon-Jeong Suk. 2017. Thoughts and tools for crafting colors: Implications from designers’ behavior. In *Proceedings of the 2017 Conference on Designing Interactive Systems*. 321–331.
- [37] Mikyoung Kim, Doori Song, and Ahnlee Jang. 2021. Consumer response toward native advertising on social media: the roles of source type and content type. *Internet Research* 31, 5 (2021), 1656–1676.
- [38] Nupur Kumari, Bingliang Zhang, Richard Zhang, Eli Shechtman, and Jun-Yan Zhu. 2023. Multi-Concept Customization of Text-to-Image Diffusion. In *Proceedings of the IEEE/CVF Conference on Computer Vision and Pattern Recognition (CVPR)*. 1931–1941.
- [39] Moritz Laurer, Wouter van Atteveldt, Andreu Casas, and Kasper Welbers. 2022. Less Annotating, More Classifying: Addressing the Data Scarcity Issue of Supervised Machine Learning with Deep Transfer Learning and BERT-NLI. *Political Analysis* (2022), 1–33.
- [40] Dorothy Leonard and Jeffrey F Rayport. 1997. Spark innovation through empathic design. *Harvard business review* 75 (1997), 102–115.
- [41] Patrick Wendell Barbosa Lessa, Beatriz Gondim-Matos, and Antonio Messias Valdevino. 2023. Micro-entrepreneurs in the creative industry: how resilience overcomes the impacts of the pandemic. *Revista Brasileira de Gestão de Negócios* 25 (2023), 353–372.
- [42] Ting Liu, Kit Cho, George Aaron Broadwell, Samira Shaikh, Tomek Strzalkowski, John Lien, Sarah M Taylor, Laurie Feldman, Boris Yamrom, Nick Webb, et al. 2014. Automatic Expansion of the MRC Psycholinguistic Database Imageability Ratings.. In *LREC*. 2800–2805.
- [43] Andrés Lucero. 2009. Co-designing interactive spaces for and with designers: supporting mood-board making. *Eindhoven, the Netherlands: Eindhoven University of Technology* (2009).
- [44] Xiaojuan Ma. 2013. Evocation: analyzing and propagating a semantic link based on free word association. *Language resources and evaluation* 47, 3 (2013), 819–837.
- [45] RG Vishnu Menon, Valdimar Sigurdsson, Nils Magne Larsen, Asle Fagerstrøm, Herborg Sørensen, Helena Gunnars Marteinsdottir, and Gordon R Foxall. 2019. How to grow brand post engagement on Facebook and Twitter for airlines? An empirical investigation of design and content factors. *Journal of Air Transport Management* 79 (2019), 101678.
- [46] Thomas Merten and Ines Fischer. 1999. Creativity, personality and word association responses: Associative behaviour in forty supposedly creative persons. *Personality and Individual Differences* 27, 5 (1999), 933–942.
- [47] Wendell O Metcalf. 1973. *Starting and managing a small business of your own*. Number 1. Small Business Administration.
- [48] OpenAI. 2023. GPT-4 Technical Report. <https://doi.org/10.48550/arXiv.2303.08774> arXiv:2303.08774 [cs].
- [49] OpenAI. 2023. GPT-4 Technical Report. arXiv:2303.08774 [cs.CL]
- [50] Cesc Chunseong Park, Byeongchang Kim, and Gunhee Kim. 2018. Towards personalized image captioning via multimodal memory networks. *IEEE transactions on pattern analysis and machine intelligence* 41, 4 (2018), 999–1012.
- [51] Matti Perttula and Pekka Sipilä. 2007. The idea exposure paradigm in design idea generation. *Journal of Engineering Design* 18, 1 (2007), 93–102.
- [52] Matthew O Peterson. 2019. Aspects of visual metaphor: an operational typology of visual rhetoric for research in advertising. *International Journal of Advertising* 38, 1 (2019), 67–96.
- [53] Savvas Petridis and Lydia B Chilton. 2019. Human errors in interpreting visual metaphor. In *Proceedings of the 2019 Conference on Creativity and Cognition*. 187–197.
- [54] Barbara J Phillips and Edward F McQuarrie. 2004. Beyond visual metaphor: A new typology of visual rhetoric in advertising. *Marketing theory* 4, 1-2 (2004), 113–136.
- [55] Aditya Ramesh, Mikhail Pavlov, Gabriel Goh, Scott Gray, Chelsea Voss, Alec Radford, Mark Chen, and Ilya Sutskever. 2021. Zero-Shot Text-to-Image Generation. arXiv:2102.12092 [cs.CV]
- [56] Jinjin Ren, Liming Lin, and Wei Zheng. 2024. Product promotion copywriting from multimodal data: New benchmark and model. *Neurocomputing* 575 (2024), 127253.
- [57] Amanda Dale Richards. 2006. *Sustainable micro-entrepreneurship to ensure positive economic growth in the Western Cape*. Ph. D. Dissertation. Cape Peninsula University of Technology.
- [58] Carsten D Schultz. 2017. Proposing to your fans: Which brand post characteristics drive consumer engagement activities on social media brand pages? *Electronic Commerce Research and Applications* 26 (2017), 23–34.
- [59] Xinyu Shi, Ziqi Zhou, Jing Wen Zhang, Ali Neshati, Anjul Kumar Tyagi, Ryan Rossi, Shunan Guo, Fan Du, and Jian Zhao. 2023. De-Stijl: Facilitating Graphics Design with Interactive 2D Color Palette Recommendation. In *Proceedings of the 2023 CHI Conference on Human Factors in Computing Systems* (<conf-loc>, <city>Hamburg</city>, <country>Germany</country>, </conf-loc>) (CHI ’23). Association for Computing Machinery, New York, NY, USA, Article 122, 19 pages. <https://doi.org/10.1145/3544548.3581070>
- [60] Pao Siangliulue, Kenneth C Arnold, Krzysztof Z Gajos, and Steven P Dow. 2015. Toward collaborative ideation at scale: Leveraging ideas from others to generate

- more creative and diverse ideas. In *Proceedings of the 18th ACM Conference on Computer Supported Cooperative Work & Social Computing*. 937–945.
- [61] Pao Siangliulue, Joel Chan, Krzysztof Z Gajos, and Steven P Dow. 2015. Providing timely examples improves the quantity and quality of generated ideas. In *Proceedings of the 2015 ACM SIGCHI Conference on Creativity and Cognition*. 83–92.
- [62] Nikita Srivatsan, Sofia Samaniego, Omar Florez, and Taylor Berg-Kirkpatrick. 2023. Text Conditional Alt-Text Generation for Twitter Images. *arXiv preprint arXiv:2305.14779* (2023).
- [63] Fabio Staiano. 2022. *Designing and Prototyping Interfaces with Figma: Learn essential UX/UI design principles by creating interactive prototypes for mobile, tablet, and desktop*. Packt Publishing Ltd.
- [64] Marika Tiggemann. 2022. Digital modification and body image on social media: Disclaimer labels, captions, hashtags, and comments. *Body Image* 41 (2022), 172–180.
- [65] Yu ting Qiang, Yanwei Fu, Xiao Yu, Yanwen Guo, Zhi-Hua Zhou, and Leonid Sigal. 2017. Learning to Generate Posters of Scientific Papers by Probabilistic Graphical Models. *arXiv:1702.06228 [cs.CV]*
- [66] Hugo Touvron, Thibaut Lavril, Gautier Izacard, Xavier Martinet, Marie-Anne Lachaux, Timothée Lacroix, Baptiste Rozière, Naman Goyal, Eric Hambro, Faisal Azhar, et al. 2023. Llama: Open and efficient foundation language models. *arXiv preprint arXiv:2302.13971* (2023).
- [67] Khai N Truong, Gillian R Hayes, and Gregory D Abowd. 2006. Storyboarding: an empirical determination of best practices and effective guidelines. In *Proceedings of the 6th conference on Designing Interactive systems*. 12–21.
- [68] Anjul Tyagi, Jian Zhao, Pushkar Patel, Swasti Khurana, and Klaus Mueller. 2022. Infographics Wizard: Flexible Infographics Authoring and Design Exploration. *Computer Graphics Forum* 41, 3 (June 2022), 121–132. <https://doi.org/10.1111/cgf.14527>
- [69] Alberto Vanolo. 2008. The image of the creative city: Some reflections on urban branding in Turin. *Cities* 25, 6 (2008), 370–382.
- [70] Peng Wang, An Yang, Rui Men, Junyang Lin, Shuai Bai, Zhikang Li, Jianxin Ma, Chang Zhou, Jingren Zhou, and Hongxia Yang. 2022. OFA: Unifying Architectures, Tasks, and Modalities Through a Simple Sequence-to-Sequence Learning Framework. *CoRR abs/2202.03052* (2022).
- [71] Sitong Wang, Savvas Petridis, Taeahn Kwon, Xiaojuan Ma, and Lydia B Chilton. 2023. PopBlends: Strategies for conceptual blending with large language models. In *Proceedings of the 2023 CHI Conference on Human Factors in Computing Systems*. 1–19.
- [72] Merryl J Wilkenfeld and Thomas B Ward. 2001. Similarity and emergence in conceptual combination. *Journal of Memory and Language* 45, 1 (2001), 21–38.
- [73] Ziming Wu, Zhida Sun, Taewook Kim, Manuele Reani, Caroline Jay, and Xiaojuan Ma. 2018. Mediating color filter exploration with color theme semantics derived from social curation data. *Proceedings of the ACM on Human-Computer Interaction* 2, CSCW (2018), 1–24.
- [74] Wenyuan Yin, Tao Mei, and Chang Wen Chen. 2013. Automatic generation of social media snippets for mobile browsing. In *Proceedings of the 21st ACM International Conference on Multimedia (Barcelona, Spain) (MM '13)*. Association for Computing Machinery, New York, NY, USA, 927–936. <https://doi.org/10.1145/2502081.2502116>
- [75] Joanne Yu, Wilson Cheong Hin Hong, and Roman Egger. 2024. The Art of Post Captions: Readability and User Engagement on Social Media. *Journal of Travel Research* (2024), 00472875241228822.
- [76] Nanxuan Zhao, Nam Wook Kim, Laura Mariah Herman, Hanspeter Pfister, Rynson WH Lau, Jose Echevarria, and Zoya Bylinskii. 2020. Iconate: Automatic compound icon generation and ideation. In *Proceedings of the 2020 CHI Conference on Human Factors in Computing Systems*. 1–13.