

# Robust error estimates of PINN in one-dimensional boundary value problems for linear elliptic equations

Jihahm Yoo, Haesung Lee<sup>1</sup>

**Abstract.** In this paper, we study Physics-Informed Neural Networks (PINN) to approximate solutions to one-dimensional boundary value problems for linear elliptic equations and establish robust error estimates of PINN regardless of the quantities of the coefficients. In particular, we rigorously demonstrate the existence and uniqueness of solutions using the Sobolev space theory based on a variational approach. Deriving  $L^2$ -contraction estimates, we show that the error, defined as the mean square for differences at the sample points between the true solution and our trial function, is dominated by the training loss. Furthermore, we show that as the quantities of the coefficients for the differential equation increase, the error-to-loss ratio rapidly decreases. Our theoretical and experimental results confirm the robustness of the error regardless of the quantities of the coefficients.

Mathematics Subject Classification (2020): Primary: 34B05, 35A15, Secondary: 68T07, 65L10

Keywords: Sobolev spaces, boundary value problems, existence and uniqueness, Physics-Informed Neural Networks (PINN),  $L^2$ -contraction estimates, error estimates

## 1 Introduction

Neural network-based methods have recently gained significant attention for solving problems in mathematical sciences, particularly in numerical analysis. Recently, there has been active research for neural network-based methods to approximate solutions to various differential equations (see [24] and reference therein). For instance, if a true solution to a differential equation is not explicitly known, one can train neural networks by minimizing a training loss associated with satisfying the differential equation, without relying on any actual data points that the solution fulfills. These neural networks trained to satisfy differential equations are called Physics-Informed Neural Networks (PINN).

The basic idea for PINN may originate from [12, 6]. Particularly, in [6] one-layer neural network is used to approximate a solution to a special form of a 2-dimensional Poisson equation with homogeneous boundary conditions. In [11], instead of using a neural network directly, the authors use a trial function which is a slight variation in neural networks forcing to satisfy the initial or boundary conditions. Indeed, it was discussed in [23, 16] that using a trial function forcing to satisfy the boundary condition is superior to using a standard neural network in terms of performance such as acceleration of convergence. Recently in [2, 17], PINN-based methods have been potent tools for various differential equations solvers with the advent of efficient utilities such as Tensorflow and the help of advanced GPU capability.

In addition to the success of empirical analysis of PINN, there has been various theoretical research in [17, 14, 15, 4, 5, 23, 22, 21, 25, 16, 10] to show the convergence of neural networks to a solution for each case of differential equations. One of the most important ingredients of using neural networks to approximate a solution to a differential equation is the universal approximation theorem (see [8, 3, 20]). Although the universal approximation theorem mathematically guarantees that any continuous function on a closed interval can be uniformly approximated by neural networks, the theorem is crucially based on a functional analytic result, Stone-Weierstrauss theorem (see [19, Theorem 7.32]), making it difficult to find an approximating neural network explicitly. To overcome this limitation, one can use posterior analysis based on the stability estimates of PDEs. Indeed, one can show that the error related to the difference between the true solution and the neural network is controlled by the training loss which we desire to minimize. For this type of research, we refer to [23, 21] which importantly use Schauder estimates and  $H^2$ -estimates for their error analysis, respectively.

To explain the main argument in this paper, let us consider the following Dirichlet problem related to

---

<sup>1</sup>Corresponding author

a general linear differential operator  $\mathcal{L}$  on a bounded and open subset  $U$  of  $\mathbb{R}^d$  with sufficiently regular boundary  $\partial U$ :

$$\begin{cases} \mathcal{L}u = f & \text{in } U \\ u = g & \text{on } \partial U, \end{cases} \quad (1)$$

where  $u$ ,  $f$  and  $g$  are included in some sufficiently regular function spaces. Assume that  $u$  is a unique solution to (1) and that satisfies the following  $L^2$ -estimate:

$$\|u\|_{L^2(U)} \leq C_{\mathcal{L}} (\|f\|_{L^2(U)} + \|g\|_{L^2(\partial U)}),$$

where  $C_{\mathcal{L}}$  is a constant independent of  $u$ ,  $f$  and  $g$ . Now let  $\Phi$  be a smooth trial function (for instance, one can choose  $\Phi$  as a neural network). Then, replacing the above  $u$ ,  $f$  and  $g$  by  $\Phi - u$ ,  $\mathcal{L}[\Phi] - f$  and  $\Phi - g$ , respectively, we get

$$\|\Phi - u\|_{L^2(U)} \leq C_{\mathcal{L}} (\|\mathcal{L}[\Phi] - f\|_{L^2(U)} + \|\Phi - g\|_{L^2(\partial U)}). \quad (2)$$

Then, as a consequence of Monte Carlo integration (see Proposition 2.3), we expect to obtain that for sufficiently large  $n \in \mathbb{N}$

$$\underbrace{\frac{1}{n} \sum_{i=1}^n |u(X_i) - \Phi(X_i)|^2}_{=:\text{Error}} \leq 2C_{\mathcal{L}}^2 \left( \underbrace{\frac{1}{n} \sum_{i=1}^n |\mathcal{L}[\Phi](X_i) - f(X_i)|^2}_{=:\text{Loss}} + \frac{1}{n} \sum_{i=1}^n |\Phi(Y_i) - g(Y_i)|^2 \right), \quad \text{very likely,}$$

where  $(X_i)_{i \geq 1}$  and  $(Y_i)_{i \geq 1}$  are sequences of independent and identically distributed random variables on a probability space  $(\Omega, \mathcal{F}, \mathbb{P})$  that have continuous uniform distributions on  $U$  and  $\partial U$ , respectively. Ultimately, we can expect a reduction of **Error** by attempting to minimize **Loss**.

Here one needs to observe the behavior of constant value  $C_{\mathcal{L}}$ . As the quantities of the coefficients of  $\mathcal{L}$  increase, one may expect that  $C_{\mathcal{L}}$  or **Loss** also increases. In that case, discrepancies in boundary values between the neural networks and the true solution are expected to remain. Indeed, we observe in our numerical experiment that the boundary error is larger than **Error**, regardless of the coefficient (see Example 3.7). To overcome boundary mismatch, we can use a trial function  $\Psi$  ( $\Psi = \Phi_A + \ell$  in our case, see Section 3.2) that exactly satisfies the boundary value and can obtain improved error analysis.

Now let us deal with our main problem:

$$\begin{cases} -\varepsilon \tilde{y}'' + b\tilde{y}' + c\tilde{y} = f & \text{on } I = (x_1, x_2), \\ \tilde{y}(x_1) = p, \quad \tilde{y}(x_2) = q, \end{cases} \quad (3)$$

where  $\varepsilon > 0$ ,  $p, q \in \mathbb{R}$  and  $f, b, c \in C(\bar{I})$  with  $c \geq 0$  on  $I$ . We first show rigorously the existence and uniqueness of a weak, strong, and classical solution  $\tilde{y}$  to (3) by using the Sobolev space theory with a variational approach. Under the assumption above, we can obtain some error estimates (23) similarly to (2) (see Theorem 4.4), but the constant value  $C_{\mathcal{L}}$  highly depends on  $\varepsilon > 0$  and the coefficients  $b$ , in fact,  $C_{\mathcal{L}} = \exp\left(\int_I \frac{1}{2\varepsilon} |b| dx\right)$ . On the other hand, if we additionally assume that for some constant  $\gamma > 0$

$$-\frac{1}{2}b' + c \geq \gamma$$

and  $\Psi$  is a smooth function with  $\Psi(x_1) = p$ ,  $\Psi(x_2) = q$ , one of our main results is the following error estimate (see (27) in Section 5.2): for sufficiently large  $n \in \mathbb{N}$

$$\underbrace{\frac{1}{n} \sum_{i=1}^n |\tilde{y}(X_i) - \Psi(X_i)|^2}_{=:\text{Error}} \leq \frac{1}{\gamma^2} \cdot \underbrace{\frac{1}{n} \sum_{i=1}^n \left( \tilde{f}(X_i) - \mathcal{L}[\Psi](X_i) \right)^2}_{=:\text{Loss}}, \quad \text{very likely.} \quad (4)$$

Indeed, (4) is an expression in the Monte Carlo integration for the below (see Proposition 2.3 and Theorem 5.5):

$$\int_I |\tilde{y} - \Psi|^2 dx \leq \frac{1}{\gamma^2} \int_I |\tilde{f} - \mathcal{L}[\Psi]|^2 dx.$$

From the above estimates, we see that the trial function  $\Psi$  is not directly related to a neural network but needs to be a smooth function satisfying the boundary condition,  $\Psi(x_1) = p$  and  $\Psi(x_2) = q$ . But, for our posterior analysis, to make **Loss** practically small we will consider the form

$$\Psi(x) := -(x - x_1)(x - x_2)N(x; \theta) + \frac{q - p}{x_2 - x_1}(x - x_1) + p, \quad x \in I,$$

where  $N(x; \theta)$  is a neural network. The main observation in this paper is that  $\frac{\text{Error}}{\text{Loss}}$  dramatically decreases with the upper bound  $\frac{1}{\gamma^2}$  as  $\gamma$  increases (see Examples 4.5, 5.6, 5.7). For instance, as  $\gamma$  increases, **Loss** becomes large, so it is natural to imagine that **Error** may also increase. Actually, we can observe that as  $\gamma$  increases, **Loss** tends to increase, but **Error** remains robust since  $\frac{\text{Error}}{\text{Loss}}$  with the upper bound  $\frac{1}{\gamma^2}$  rapidly decreases. These observations are mathematically justified by our results where the upper bound of  $\frac{\text{Error}}{\text{Loss}}$  is shown to be  $\frac{1}{\gamma^2}$ .

Another interesting feature in the error estimate (4) is that  $\frac{1}{\gamma^2}$  does not depend on  $\varepsilon > 0$ . If  $\varepsilon > 0$  is very small, then (3) is called singularly perturbed convection-diffusion problems, which is known to be quite difficult to solve numerically (see [7, 18, 9] and references therein). However, in our estimates (4),  $\frac{\text{Error}}{\text{Loss}} (\leq \frac{1}{\gamma^2})$  is robust independent of  $\varepsilon$  and **Loss** does not increase as  $\varepsilon$  decreases to 0. Thus, if  $\gamma$  is fixed, then we can see that the **Error** also would remain robust independent of  $\varepsilon$ . These expectations are specifically confirmed in our numerical experiments (see Examples 5.6, 5.7).

Through this paper, it was confirmed that robust error estimates are guaranteed regardless of the quantities of coefficients in one-dimensional boundary value problems for linear elliptic equations. Additional research is needed to determine whether  $\frac{\text{Error}}{\text{Loss}}$  can decrease rapidly under more diverse conditions on the coefficients. Moreover, we could confirm the possibility of an efficient numerical solution through PINN for differential equations with a very large quantity of coefficients, and we expect that this will be applied to more general elliptic and parabolic differential equations with singular coefficients and general boundary conditions (see Section 6).

This paper is structured as follows. Section 2 presents notations and conventions mainly used in this paper, especially basic results related to one-dimensional Sobolev spaces and probability theory. Section 3 derives energy estimates through a variational approach and rigorously shows the existence and uniqueness of solutions. In Section 4,  $L^2(I, \mu)$ -contraction estimates and related error estimates are derived. In Section 5, we present our main error estimates (27) which improve the error estimates (23) in Section 4 by using  $L^2(I, dx)$ -contraction estimates. Section 6 briefly demonstrates the conclusions and discussion of this paper.

## 2 Notations and basic results

Here we explain some notations and basic results in this paper. Write  $a \vee b := \max(a, b)$ . Let  $I$  be a (possibly unbounded) open interval on  $\mathbb{R}$ . Let  $C(I)$  and  $C(\bar{I})$  denote the sets of all continuous functions on  $I$  and  $\bar{I}$ , respectively, and we write  $C^0(I) := C(I)$  and  $C^0(\bar{I}) := C(\bar{I})$ . For each  $k \in \mathbb{N} \cup \{\infty\}$ , denote by  $C^k(I)$  the set of all  $k$ -times continuously differentiable functions on  $I$ . Now let  $k \in \mathbb{N} \cup \{0, \infty\}$  and define  $C_0^k(I) := \{f \in C^k(I) : f \text{ has a compact support in } I.\}$  and write  $C_0(I) := C_0^0(I)$ . By the zero-extension on  $\mathbb{R}$ , it directly follows that  $C_0^k(I)$  is naturally extended to  $C_0^k(\mathbb{R})$ . Define for each  $k \in \mathbb{N} \cup \{\infty\}$

$$C^k(\bar{I}) := \{f \in C(\bar{I}) : \text{there exists a function } \tilde{f} \in C^k(\mathbb{R}) \text{ such that } \tilde{f}|_I = f \text{ on } I\}.$$

Let  $\nu$  be a locally finite measure on  $\mathbb{R}$ . Denote by  $dx$  the Lebesgue measure on  $\mathbb{R}$  and  $dx(I)$  by  $|I|$ . For each  $r \in [1, \infty)$ , denote by  $L^r(I, \nu)$  the space of all measurable functions  $f$  on  $I$  with  $\int_I |f|^r d\nu < \infty$

equipped with the norm  $\|f\|_{L^r(I,\nu)} := (\int_I |f|^r d\nu)^{1/r}$ . Denote by  $L^\infty(I,\nu)$  the space of all  $\nu$ -a.e. bounded measurable functions  $f$  on  $I$  equipped with the norm

$$\|f\|_{L^\infty(I,\nu)} := \inf\{c > 0 : \nu(\{|f| > c\}) = 0\}.$$

Write  $L^p(I) := L^p(I, dx)$  for each  $p \in [1, \infty]$ . For a locally integrable function  $u$  on  $I$ , if there exists a locally integrable function  $g$  such that  $\int_I u \varphi' dx = -\int_I g \varphi dx$  for all  $\varphi \in C_0^1(I)$ , then we write  $u' = g$  and we call  $u'$  a weak derivative of  $u$  on  $I$ . Let  $p \in [1, \infty]$ . The Sobolev space  $H^{1,p}(I)$  is defined to be

$$H^{1,p}(I) = \{u \in L^p(I) : \text{there exists } g \in L^p(I) \text{ such that } u' = g \text{ on } I. \},$$

equipped with the norm  $\|u\|_{H^{1,p}(I)} := \left( \|u\|_{L^p(I)}^p + \|u'\|_{L^p(I)}^p \right)^{1/p}$  if  $p \in [1, \infty)$  and  $\|u\|_{H^{1,\infty}(I)} := \|u\|_{L^\infty(I)} + \|u'\|_{L^\infty(I)}$ . Of course, one can also use the notation  $W^{1,p}(I)$  for  $H^{1,p}(I)$ , but here we stick to use the notation  $H^{1,p}(I)$ . We also define

$$H^{2,p}(I) := \{u \in H^{1,p}(I) : \text{there exists } h \in L^p(I) \text{ such that } (u')' = h \text{ on } I. \}.$$

equipped with the norm  $\|u\|_{H^{2,p}(I)} := \left( \|u\|_{L^p(I)}^p + \|u'\|_{L^p(I)}^p + \|u''\|_{L^p(I)}^p \right)^{1/p}$  if  $p \in [1, \infty)$  and  $\|u\|_{H^{2,\infty}(I)} := \|u\|_{L^\infty(I)} + \|u'\|_{L^\infty(I)} + \|u''\|_{L^\infty(I)}$ . An important fact is that  $H^{1,p}(I)$  and  $H^{2,p}(I)$  are Banach spaces (see Proposition 8.1). For  $r \in [1, \infty)$ , denote by  $H_0^{1,r}(I)$  the closure of  $C_0^1(I)$  in  $H^{1,r}(I)$ . Let  $(\Omega, \mathcal{F}, \mathbb{P})$  be a probability space and  $X : \Omega \rightarrow \mathbb{R}$  be a random variable. Define

$$\mathbb{E}[X] := \int_{\Omega} X d\mathbb{P}, \quad \text{Var}[X] := \mathbb{E} \left[ \left( X - \mathbb{E}[X] \right)^2 \right].$$

The following well-known results presented in [1, Theorem 8.2] are important in our analysis which describes a connection between weak and classical derivatives. Here we leave the statement for readers.

**Proposition 2.1** *Let  $u \in H^{1,p}(I)$ , where  $p \in [1, \infty]$  and  $I$  is a (possibly unbounded) open interval. Then, the following hold:*

(i) *There exists  $\tilde{u} \in C(\bar{I})$  such that  $\tilde{u} = u$  a.e. on  $I$  and that*

$$\tilde{u}(x) - \tilde{u}(y) = \int_x^y u'(t) dt, \quad \text{for all } x, y \in \bar{I}.$$

(ii) *If there exists  $v \in C(\bar{I})$  such that  $u' = v$  a.e. on  $I$ , then  $\tilde{u}$  as in (i) satisfies  $\tilde{u} \in C^1(\bar{I})$  and that*

$$\lim_{h \rightarrow 0} \frac{\tilde{u}(x+h) - \tilde{u}(x)}{h} = v(x), \quad \text{for all } x \in \bar{I}.$$

*(If  $x \in \partial \bar{I}$ , then the limit above is defined as the one-side limit). In other words, the classical derivative of  $\tilde{u}$  is the same as the weak derivative of  $u$  on  $I$ .*

By the Proposition above, every function  $u$  in the Sobolev space on an open interval  $I$  has a continuous version  $\tilde{u}$  on  $\bar{I}$ . Therefore, to get a meaning of  $u(x)$  for every point  $x \in \bar{I}$ , we will consider  $u$  as its (unique) continuous version  $\tilde{u}$  on  $\bar{I}$ . The following is also a well-known result ([1, Theorem 8.12]) that characterizes the space  $H_0^{1,r}(I)$

**Proposition 2.2** *Let  $\tilde{u} \in H^{1,r}(I) \cap C(\bar{I})$  with  $r \in [1, \infty)$ . Then,  $\tilde{u} \in H_0^{1,r}(I)$  if and only if  $\tilde{u} = 0$  on  $\partial \bar{I}$ .*

Below are the basic probabilistic facts about well-known Monte Carlo integration, which will be used in our numerical analysis. We explain it by using the weak law of large numbers. For readers, we present the statement and its proofs.

**Proposition 2.3** *Let  $(X_i)_{i \geq 1}$  be a sequence of independent and identically distributed random variables on a probability space  $(\Omega, \mathcal{F}, \mathbb{P})$  that has a continuous uniform distribution on  $I$ . Let  $\Psi \in C(\bar{I})$  with  $\Psi \geq 0$  on  $\bar{I}$ . Then, for each  $n, k \in \mathbb{N}$*

$$\mathbb{P} \left( \left| \frac{1}{|I|} \int_I \Psi dx - \frac{1}{n} \sum_{i=1}^n \Psi(X_i) \right| \leq \frac{k\beta}{\sqrt{n}} \right) \geq 1 - \frac{1}{k^2},$$

where  $\beta := \left( \frac{1}{|I|} \int_I \Psi^2 dx - \left( \frac{1}{|I|} \int_I \Psi dx \right)^2 \right)^{1/2}$ .

**Proof** For each  $i \geq 1$ , we get  $\mathbb{E}[\Psi(X_i)] = \frac{1}{|I|} \int_I \Psi dx =: \alpha$  and

$$\text{Var}[\Psi(X_i)] = \mathbb{E}[\Psi(X_i)^2] - \mathbb{E}[\Psi(X_i)]^2 = \frac{1}{|I|} \int_I \Psi^2 dx - \left( \frac{1}{|I|} \int_I \Psi dx \right)^2 = \beta^2.$$

Define

$$\bar{Y}_n := \frac{1}{n} \sum_{i=1}^n \Psi(X_i).$$

Note that  $\mathbb{E}[\bar{Y}_n] = \frac{1}{n} \sum_{i=1}^n \mathbb{E}[\Psi(X_i)] = \alpha$ . Since  $(\Psi(X_i))_{i \geq 1}$  is also a sequence of independent and identically distributed random variables on a probability space  $(\Omega, \mathcal{F}, \mathbb{P})$ , we get

$$\text{Var}[\bar{Y}_n] = \frac{1}{n^2} \sum_{i=1}^n \text{Var}[\Psi(X_i)] = \frac{\beta^2}{n}.$$

Using Chebyshev's inequality, for each  $c > 0$  we get

$$\mathbb{P}(|\bar{Y}_n - \alpha| \geq c) \leq \frac{\beta^2}{c^2 n}$$

By choosing  $c := \frac{k\beta}{\sqrt{n}}$  and considering the complement event, the assertion follows. □

Based on Proposition 2.3, for sufficiently large but fixed  $k \in \mathbb{N}$  if we choose  $n$  much larger than  $k$ , then we can write that

$$\mathbb{P} \left( \frac{1}{|I|} \int_I \Psi dx \approx \frac{1}{n} \sum_{i=1}^n \Psi(X_i) \right) \approx 1. \quad (5)$$

If (5) holds, then we will use the following notation that for sufficiently large  $n \in \mathbb{N}$

$$\frac{1}{|I|} \int_I \Psi dx = \frac{1}{n} \sum_{i=1}^n \Psi(X_i), \quad \text{very likely,} \quad (6)$$

### 3 Energy estimates

#### 3.1 Existence, uniqueness with energy estimates

**Lemma 3.1** *Let  $u \in H_0^{1,1}(I)$  where  $I = (x_1, x_2)$  is a bounded open interval. Then, there exists  $\tilde{u} \in C_0(\mathbb{R}) \cap H_0^{1,1}(\mathbb{R})$  with  $\tilde{u} = 0$  on  $\mathbb{R} \setminus I$  such that  $\tilde{u} = u$  a.e. on  $I$  and that*

$$\|u\|_{L^\infty(I)} = \|\tilde{u}\|_{L^\infty(\mathbb{R})} \leq \|u'\|_{L^1(I)}.$$

In particular, if  $u \in H^{1,2}(I)$ , then

$$|I|^{-1/2} \|u\|_{L^2(I)} \leq \|u\|_{L^\infty(I)} \leq |I|^{1/2} \|u'\|_{L^2(I)}.$$

**Proof** Since  $u \in H_0^{1,1}(I)$ , there exists a sequence of functions  $(u_n)_{n \geq 1} \subset C_0^\infty(I)$  such that

$$\lim_{n \rightarrow \infty} u_n = u, \quad \text{in } H^{1,1}(I).$$

For each  $n \geq 1$ , let  $\bar{u}_n \in C_0^\infty(\mathbb{R})$  be the standard zero-extension of  $u_n$  on  $\mathbb{R}$ . Thus, there exists  $\bar{u} \in H_0^{1,1}(\mathbb{R})$  such that  $\bar{u}(x) = 0$  for a.e.  $x \in \mathbb{R} \setminus I$  and  $\lim_{n \rightarrow \infty} \bar{u}_n = \bar{u}$  in  $H^{1,1}(\mathbb{R})$ , and hence  $\bar{u} = u$  a.e. on  $I$ . Meanwhile, by Proposition 2.1(i) there exists  $\tilde{u} \in C(\mathbb{R})$  such that  $\tilde{u} = \bar{u}$  a.e. on  $\mathbb{R}$ . Thus,  $\tilde{u} \in C(\mathbb{R}) \cap H^{1,1}(\mathbb{R})$  satisfying that  $\tilde{u}(x) = 0$  for all  $x \in \mathbb{R} \setminus I$  and  $\tilde{u} = u$  a.e. on  $I$ . By the fundamental theorem of calculus (Proposition 2.1(i)), for each  $x \in I$

$$\tilde{u}(x) = \tilde{u}(x_1) + \int_{x_1}^x \tilde{u}'(t) dt = \int_{x_1}^x \tilde{u}'(t) dt \leq \int_I |\tilde{u}'(t)| dt = \|u'\|_{L^1(I)},$$

as desired. The rest follows from the Hölder inequality.  $\square$

We are now interested in solving the following Dirichlet boundary value problem for a one-dimensional second-order linear elliptic operator on  $I = (x_1, x_2)$ :

$$\begin{cases} -\varepsilon u'' + bu' + cu = f & \text{on } I, \\ u(x_1) = p, \quad u(x_2) = q, \end{cases} \quad (7)$$

where  $p, q \in \mathbb{R}$  and  $\varepsilon > 0$  are constants,  $b \in L^1(I)$  and  $c \in L^1(I)$  with  $c \geq 0$ . By using the linearity and considering an affine function defined by  $\ell(x) = \frac{p-q}{x_2-x_1}(x-x_1) + p$  and replacing  $u$  by  $u - \ell$  in (7), it is enough to study the existence and uniqueness of solutions to the following homogeneous boundary value problem:

$$\begin{cases} -\varepsilon u'' + bu' + cu = f & \text{on } I, \\ u(x_1) = 0, \quad u(x_2) = 0. \end{cases} \quad (8)$$

The main idea for solving (8) is to convert the non-divergence form of (8) to symmetric divergence form and to apply the Lax-Milgram theorem on the Sobolev space which is  $H_0^{1,2}(I)$ .

**Theorem 3.2** Let  $I = (x_1, x_2)$  be a bounded open interval in  $\mathbb{R}$  and let  $\varepsilon > 0$  be a constant,  $b \in L^1(I)$ ,  $c \in L^1(I)$  with  $c \geq 0$  and  $f \in L^1(I)$ . Then, the following hold:

(i) Let

$$\rho(x) := \exp\left(\int_{x_1}^x \frac{-b(s)}{\varepsilon} ds\right), \quad x \in \mathbb{R}, \quad (9)$$

where  $b$  is considered as the zero-extension of  $b \in L^1(I)$  on  $\mathbb{R}$ . Then, there exists a unique weak solution  $y \in H_0^{1,2}(I) \cap C(\bar{I})$  to

$$-(\varepsilon \rho y')' + \rho c y' = \rho f \quad \text{on } I, \quad (10)$$

i.e.

$$\int_I \varepsilon y' \psi' \rho dx + \int_I c y \psi \rho dx = \int_I f \psi \rho dx, \quad \text{for all } \psi \in H_0^{1,2}(I). \quad (11)$$

(ii) Indeed,  $y \in H_0^{1,2}(I) \cap C(\bar{I})$  in (i) satisfies  $y \in H^{2,1}(I) \cap C^1(\bar{I})$  and  $y$  is a unique strong solution to

$$\begin{cases} -\varepsilon y'' + by' + cy = f & \text{on } I, \\ y(x_1) = 0, \quad y(x_2) = 0. \end{cases} \quad (12)$$

i.e.

$$(-\varepsilon y'' + by' + cy)(x) = f(x), \quad \text{for a.e. } x \in I \quad \text{and} \quad y(x_1) = y(x_2) = 0. \quad (13)$$

(iii) If  $b, c, f \in C(\bar{I})$ , then  $y$  in (ii) satisfies  $y \in C^2(\bar{I})$  and  $y$  is a unique classical solution to (12), i.e.

$$(-\varepsilon y'' + by' + cy)(x) = f(x), \quad \text{for all } x \in I \quad \text{and} \quad y(x_1) = y(x_2) = 0.$$

**Proof** (i) Observe that by [1, Corollary 8.11],  $\rho \in H^{1,1}(I) \cap C(\bar{I})$  and that  $\rho(x) > 0$  for all  $x \in \bar{I}$ . Define a bilinear form  $\mathcal{E}$  on  $H_0^{1,2}(I) \times H_0^{1,2}(I)$  by

$$\mathcal{E}(u, v) := \int_I \varepsilon u' v' d\mu + \int_I cuv d\mu, \quad u, v \in H_0^{1,2}(I),$$

where  $\mu = \rho dx$ . Then, we obtain from Lemma 3.1 that for each  $u, v \in H_0^{1,2}(I)$

$$\begin{aligned} |\mathcal{E}(u, v)| &\leq \varepsilon \left( \int_I |u'|^2 d\mu \right)^{1/2} \left( \int_I |v'|^2 d\mu \right)^{1/2} + \|\rho c\|_{L^1(I)} \|u\|_{L^\infty(I)} \|v\|_{L^\infty(I)} \\ &\leq \varepsilon \left( \int_I |u'|^2 d\mu \right)^{1/2} \left( \int_I |v'|^2 d\mu \right)^{1/2} + |I| \cdot \|\rho c\|_{L^1(I)} \left( \int_I |u'|^2 dx \right)^{1/2} \left( \int_I |v'|^2 dx \right)^{1/2} \\ &\leq \underbrace{(\varepsilon + |I| \cdot \|c\|_{L^1(I)}) \left( \max_{\bar{I}} \rho \right)}_{=:K} \cdot \left( \int_I |u'|^2 dx \right)^{1/2} \left( \int_I |v'|^2 dx \right)^{1/2} \\ &\leq K \|u\|_{H^{1,2}(I)} \|v\|_{H^{1,2}(I)}. \end{aligned}$$

Moreover,

$$\begin{aligned} \mathcal{E}(u, u) &\geq \varepsilon \int_I |u'|^2 d\mu \geq \varepsilon \left( \min_{\bar{I}} \rho \right) \frac{1}{2} \int_I |u'|^2 dx + \varepsilon \left( \min_{\bar{I}} \rho \right) \frac{1}{2} |I|^{-1} \|u\|_{L^\infty(I)}^2 \\ &\geq \varepsilon \left( \min_{\bar{I}} \rho \right) \frac{1}{2} \int_I |u'|^2 dx + \varepsilon \left( \min_{\bar{I}} \rho \right) \frac{1}{2} |I|^{-2} \int_I |u|^2 dx \\ &\geq \delta \|u\|_{H_0^{1,2}(I)}^2, \end{aligned}$$

where  $\delta = \frac{\varepsilon}{2} \min_{\bar{I}} \rho \cdot (1 \wedge |I|^{-2}) > 0$ . By the Lax-Milgram theorem (see [1, Corollary 5.8]), there exists a unique  $y \in H_0^{1,2}(I)$  such that

$$\mathcal{E}(y, \psi) = \int_I f \psi d\mu, \quad \text{for all } \psi \in H_0^{1,2}(I),$$

and hence (11) follows.

(ii) Observe that  $y' \in H^{1,1}(I) \cap C(\bar{I})$ . Indeed, (11) yields that  $\rho y' \in H^{1,1}(I) \cap C(\bar{I})$ . Since  $\frac{1}{\rho} \in H^{1,1}(I) \cap C(\bar{I})$ , we have  $y' \in H^{1,1}(I) \cap C(\bar{I})$  by the product rule, so that  $y \in C^1(\bar{I})$  by Proposition 2.1(ii). Moreover, (11) is equivalent to

$$\int_I (-\varepsilon y'' + by' + cy) \psi \rho dx = \int_I \left( -\varepsilon y'' - \frac{\varepsilon \rho'}{\rho} y' + cy \right) \psi \rho dx = \int_I f \psi \rho dx, \quad \text{for all } \psi \in H_0^{1,2}(I),$$

and hence (13) holds. Conversely, as the above equivalence if  $\bar{y}$  is a strong solution to (12), then  $\bar{y}$  is a weak solution to (10). Thus, the uniqueness of weak solutions as in (i) implies that  $\bar{y} = y$  on  $I$ , and hence the uniqueness of strong solutions to (12) is shown.

(iii) Assume that  $b, c, f \in C(\bar{I})$ . Then,  $\varepsilon y'' = by' + cy - f$  on  $I$ . Since  $by' + cy - f \in C(\bar{I})$ , we have  $y'' \in C(\bar{I})$  by Proposition 2.1(ii). Therefore,  $y \in C^2(\bar{I})$  is a unique classical solution to (12).  $\square$

**Theorem 3.3 (Energy estimates)** Let  $\varepsilon > 0$  be a constant,  $b \in L^1(I)$ ,  $c \in L^1(I)$  with  $c \geq 0$  on  $I$  and  $f \in L^1(I)$ , where  $I$  is a bounded open interval. Let  $y \in H_0^{1,2}(I) \cap H^{2,1}(I) \cap C^1(\bar{I})$  be a unique strong solution to (13) as in Theorem 3.2(ii). Then, it holds that

$$\|y'\|_{L^2(I)} \leq \left( \frac{\max_{\bar{I}} \rho}{\varepsilon \min_{\bar{I}} \rho} \right) |I|^{1/2} \|f\|_{L^1(I)}, \quad (14)$$

where  $\rho$  is the function defined in (9). In particular, if  $f \in L^2(I)$ , then

$$\begin{aligned} \|y\|_{L^2(I)} &\leq |I|^{1/2} \|y\|_{L^\infty(I)} \leq |I| \|y'\|_{L^2(I)} \leq \left( \frac{\max_{\bar{I}} \rho}{\varepsilon \min_{\bar{I}} \rho} \right) |I|^{3/2} \|f\|_{L^1(I)} \\ &\leq \left( \frac{\max_{\bar{I}} \rho}{\varepsilon \min_{\bar{I}} \rho} \right) |I|^2 \|f\|_{L^2(I)}. \end{aligned} \quad (15)$$

**Proof** Substituting  $y$  for  $\psi$  in (11) and using Lemma 3.1 and the Hölder inequality, we get

$$\begin{aligned} \varepsilon \left( \min_{\bar{I}} \rho \right) \int_I |y'|^2 dx &\leq \varepsilon \int_I |y'|^2 \rho dx \leq \varepsilon \int_I |y'|^2 \rho dx + \int_I c y^2 \rho dx = \int_I f y \rho dx \\ &\leq \left( \max_{\bar{I}} \rho \right) \|y\|_{L^\infty(I)} \|f\|_{L^1(I)} \leq \left( \max_{\bar{I}} \rho \right) |I|^{1/2} \left( \int_I |y'|^2 dx \right)^{1/2} \|f\|_{L^1(I)}, \end{aligned}$$

and hence (14) follows. The rest follows by Lemma 3.1 and the Hölder inequality.  $\square$

**Theorem 3.4** Let  $\varepsilon > 0$  be a constant,  $b \in L^1(I)$ ,  $c \in L^1(I)$  with  $c \geq 0$  on  $I$  and  $\tilde{f} \in L^1(I)$ , where  $I = (x_1, x_2)$  is a bounded open interval. Let  $p, q \in \mathbb{R}$  be given. Then, there exists a unique strong solution  $\tilde{y} \in H^{2,1}(I) \cap C^1(\bar{I})$  to the following boundary value problem

$$\begin{cases} -\varepsilon \tilde{y}'' + b \tilde{y}' + c \tilde{y} = \tilde{f} & \text{on } I, \\ \tilde{y}(x_1) = p, \quad \tilde{y}(x_2) = q, \end{cases} \quad (16)$$

i.e.

$$(-\varepsilon \tilde{y}'' + b \tilde{y}' + c \tilde{y})(x) = \tilde{f}(x), \quad \text{for a.e. } x \in I \quad \text{and} \quad \tilde{y}(x_1) = p, \quad \tilde{y}(x_2) = q.$$

In particular, if  $\tilde{f} \in L^2(I)$ , then  $\tilde{y}$  fulfills the following estimate:

$$\|\tilde{y}\|_{L^2(I)} \leq K_1 \|\tilde{f}\|_{L^2(I)} + K_2 (|p| \vee |q|),$$

where  $K_1 = \left( \frac{\max_{\bar{I}} \rho}{\varepsilon \min_{\bar{I}} \rho} \right) |I|^2$  and  $K_2 = \left( \frac{\max_{\bar{I}} \rho}{\varepsilon \min_{\bar{I}} \rho} \right) (|I|^{1/2} \|b\|_{L^1(I)} + |I|^{3/2} \|c\|_{L^1(I)}) + |I|^{1/2}$  and  $\rho$  is the function defined in (9). Moreover, if  $b, c \in C(\bar{I})$ , then  $\tilde{y} \in C^2(\bar{I})$  and it is a unique classical solution to (16).

**Proof** Let  $\ell(x) := \frac{q-p}{x_2-x_1}(x-x_1) + p$ ,  $x \in \mathbb{R}$ . Then, it is easy to check that  $\|\ell\|_{L^\infty(I)} \leq |p| \vee |q|$  and  $\|\ell'\|_{L^\infty(I)} = |I|^{-1} |p-q|$ . Then,  $H^{2,1}(I) \cap C(\bar{I})$  is a strong solution to (16) if and only if  $y \in H_0^{1,2}(I) \cap H^{2,1}(I) \cap C(\bar{I})$  is a strong solution to

$$\begin{cases} -\varepsilon y'' + b y' + c y = \tilde{f} - b \ell' - c \ell & \text{on } I, \\ y(x_1) = 0, \quad y(x_2) = 0, \end{cases} \quad (17)$$

where  $y = \tilde{y} - \ell$ . Indeed, by Theorem 3.2 there exists a unique strong solution  $y \in H_0^{1,2}(I) \cap H^{2,1}(I) \cap C^1(\bar{I})$  to (17). Define  $\tilde{y} := y + \ell$ . Then,  $\tilde{y}$  is a unique strong solution  $\tilde{y} \in H^{2,1}(I) \cap C^1(\bar{I})$  to (16). Moreover, (15) in Theorem 3.3 implies that

$$|I|^{1/2} \|\tilde{y} - \ell\|_{L^\infty(I)} \leq \left( \frac{\max_{\bar{I}} \rho}{\varepsilon \min_{\bar{I}} \rho} \right) |I|^{3/2} \|\tilde{f} - b \ell' - c \ell\|_{L^1(I)}.$$



In particular, if  $\tilde{f} \in L^2(I)$ , then

$$\begin{aligned} \|\tilde{y}\|_{L^2(I)} &\leq |I|^{1/2} \|\tilde{y}\|_{L^\infty(I)} \leq |I|^{1/2} \|\tilde{y} - \ell\|_{L^\infty(I)} + |I|^{1/2} \|\ell\|_{L^\infty(I)} \\ &\leq \left( \frac{\max_{\bar{I}} \rho}{\varepsilon \min_{\bar{I}} \rho} \right) \left( |I|^2 \|\tilde{f}\|_{L^2(I)} + |I|^{1/2} \|b\|_{L^1(I)} |q - p| + |I|^{3/2} \|c\|_{L^1(I)} (|p| \vee |q|) \right) + |I|^{1/2} (|p| \vee |q|) \\ &\leq \left( \frac{\max_{\bar{I}} \rho}{\varepsilon \min_{\bar{I}} \rho} \right) |I|^2 \cdot \|\tilde{f}\|_{L^2(I)} + \left( \frac{\max_{\bar{I}} \rho}{\varepsilon \min_{\bar{I}} \rho} \right) \left( |I|^{1/2} \|b\|_{L^1(I)} + |I|^{3/2} \|c\|_{L^1(I)} \right) (|p| \vee |q|), \end{aligned}$$

as desired.  $\square$

**Theorem 3.5** Let  $\varepsilon > 0$  be a constant,  $b \in L^2(I)$ ,  $c \in L^2(I)$  with  $c \geq 0$  on  $I$  and  $\tilde{f} \in L^2(I)$ , where  $I = (x_1, x_2)$  is a bounded open interval. Let  $p, q \in \mathbb{R}$  be given and  $\tilde{y} \in H^{2,1}(I) \cap C^1(\bar{I})$  be the unique strong solution to (16) as in Theorem 3.4. Let  $\Phi \in H^{2,2}(I) \cap C^1(\bar{I})$ . Then,

$$\|\tilde{y} - \Phi\|_{L^2(I)} \leq K_1 \|\tilde{f} - \mathcal{L}[\Phi]\|_{L^2(I)} + K_2 \left( |p - \Phi(x_1)| \vee |q - \Phi(x_2)| \right),$$

where  $K_1, K_2 > 0$  are constants in Theorem 3.4 and  $\mathcal{L}$  is a differential operator defined by

$$\mathcal{L}[w] := -\varepsilon w'' + bw' + cw, \quad w \in H^{2,1}(I). \quad (18)$$

**Proof** Let  $u := \tilde{y} - \Phi$ . Then,  $u \in H^{2,2}(I) \cap C^1(\bar{I})$ . Since  $\tilde{f} - \mathcal{L}[\Phi] \in L^2(I)$ , it follows from Theorem 3.2 that  $u$  is a (unique) strong solution to the following problem:

$$\begin{cases} -\varepsilon u'' + bu' + cu = \tilde{f} - \mathcal{L}[\Phi] & \text{on } I, \\ u(x_1) = p - \Phi(x_1), \quad u(x_2) = q - \Phi(x_2). \end{cases}$$

By Theorem 3.4,

$$\|u\|_{L^2(I)} \leq K_1 \|\tilde{f} - \mathcal{L}[\Phi]\|_{L^2(I)} + K_2 \left( |p - \Phi(x_1)| \vee |q - \Phi(x_2)| \right),$$

as desired.  $\square$

**Theorem 3.6** Let  $\varepsilon > 0$  be a constant,  $b \in L^2(I)$ ,  $c \in L^2(I)$  with  $c \geq 0$  on  $I$  and  $\tilde{f} \in L^2(I)$ , where  $I = (x_1, x_2)$  is a bounded open interval. Let  $p, q \in \mathbb{R}$  be given. Let  $\tilde{y} \in H^{2,1}(I) \cap C^1(\bar{I})$  be the unique strong solution to (16) as in Theorem 3.4. Let  $\Phi_A \in H_0^{1,2}(I) \cap H^{2,2}(I) \cap C^1(\bar{I})$  and  $\ell(x) := \frac{q-p}{x_2-x_1}(x - x_1) + p$ ,  $x \in \mathbb{R}$ . Then,

$$\|\tilde{y} - (\Phi_A + \ell)\|_{L^2(I)} \leq \left( \frac{\max_{\bar{I}} \rho}{\varepsilon \min_{\bar{I}} \rho} \right) |I|^2 \|\tilde{f} - \mathcal{L}[\Phi_A + \ell]\|_{L^2(I)},$$

where  $\mathcal{L}$  is a differential operator defined by (18).

**Proof** Since  $(\Phi_A + \ell)(x_1) = p$  and  $(\Phi_A + \ell)(x_2) = q$ , the assertion follows from Theorem 3.5 where  $\Phi$  there is replaced by  $\Phi_A + \ell$  here.  $\square$

### 3.2 Numerical experiments for PINN with energy estimates

Let  $\varepsilon > 0$  be a constant,  $b \in C(\bar{I})$ ,  $c \in C(\bar{I})$  with  $c \geq 0$  on  $I$  and  $\tilde{f} \in C(\bar{I})$ , where  $I = (x_1, x_2)$  is a bounded open interval. Let  $p, q \in \mathbb{R}$  be given and  $\rho$  be the function defined in (9). Let  $\tilde{y} \in C^2(\bar{I})$  be the unique classical solution to (16) as in Theorem 3.4. Let  $(X_i)_{i \geq 1}$  be a sequence of independent and identically distributed random variables on a probability space  $(\Omega, \mathcal{F}, \mathbb{P})$  that has a continuous uniform distribution on  $I$ . Let  $\Phi \in C^2(\bar{I})$ . Then, by using Theorem 3.5 with the Monte Carlo integration as in (6), we obtain that for sufficiently large  $n \in \mathbb{N}$

(PINN I):

$$\begin{aligned}
& \underbrace{\frac{1}{n} \sum_{i=1}^n |\tilde{y}(X_i) - \Phi(X_i)|^2}_{=:\text{Error}} \leq \left( \frac{\max_{\bar{I}} \rho}{\varepsilon \min_{\bar{I}} \rho} \right)^2 |I|^4 \cdot \left( \frac{1}{n} \sum_{i=1}^n \left( \tilde{f}(X_i) - \mathcal{L}[\Phi](X_i) \right)^2 \right) \\
& + \left( \left( \frac{\max_{\bar{I}} \rho}{\varepsilon \min_{\bar{I}} \rho} \right) \left( \|b\|_{L^1(I)} + |I| \|c\|_{L^1(I)} + 1 \right) \right)^2 \underbrace{\left( |p - \Phi(x_1)|^2 + |q - \Phi(x_2)|^2 \right)}_{=:\text{Boundary Loss}} \\
& \leq \left( \left( \frac{\max_{\bar{I}} \rho}{\varepsilon \min_{\bar{I}} \rho} \right)^2 |I|^4 + \left( \left( \frac{\max_{\bar{I}} \rho}{\varepsilon \min_{\bar{I}} \rho} \right) \left( \|b\|_{L^1(I)} + |I| \|c\|_{L^1(I)} + 1 \right) \right)^2 \right) \times \\
& \quad \underbrace{\left( \frac{1}{n} \sum_{i=1}^n \left( \tilde{f}(X_i) - \mathcal{L}[\Phi](X_i) \right)^2 + |p - \Phi(x_1)|^2 + |q - \Phi(x_2)|^2 \right)}_{=:\text{Loss}}, \quad \text{very likely.} \quad (19)
\end{aligned}$$

On the other hand, let  $\Phi_A \in H_0^{1,2}(I) \cap C^2(\bar{I})$  and  $\ell(x) := \frac{q-p}{x_2-x_1}(x-x_1) + p$ ,  $x \in \mathbb{R}$ . Then, by using Theorem 3.6 with the Monte Carlo integration as in (6), we obtain that for sufficiently large  $n \in \mathbb{N}$

(PINN II): (20)

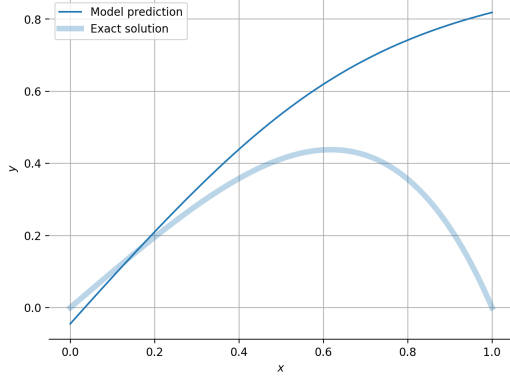
$$\begin{aligned}
& \underbrace{\frac{1}{n} \sum_{i=1}^n |\tilde{y}(X_i) - (\Phi_A + \ell)(X_i)|^2}_{=:\text{Error}} \leq \left( \frac{\max_{\bar{I}} \rho}{\varepsilon \min_{\bar{I}} \rho} \right)^2 |I|^4 \cdot \underbrace{\frac{1}{n} \sum_{i=1}^n \left( \tilde{f}(X_i) - \mathcal{L}[\Phi_A + \ell](X_i) \right)^2}_{=:\text{Loss}}, \quad \text{very likely.} \\
& \quad \quad \quad (21)
\end{aligned}$$

Let  $N(x; \theta)$  be a real-valued neural network defined on  $\mathbb{R}$  and let  $\chi(x) = -(x-x_1)(x-x_2)$ . In the following example we will apply (PINN I) and (PINN II) where  $\Phi(x)$  and  $\Phi_A(x) + \ell(x)$  are replaced by  $N(x; \theta)$  and  $\chi(x)N(x; \theta) + \ell(x)$ , respectively. Both methods can reduce the error by reducing Loss, but (PINN I) has a limitation in that the discrepancy of the boundary value remains. In addition, the following example confirms that (PINN II) is superior to (PINN I) in terms of error reduction performance.

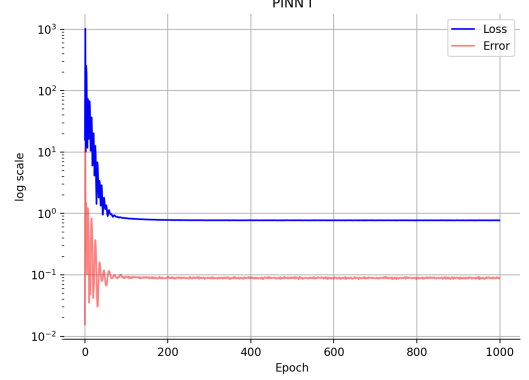
**Example 3.7** Let  $I = (0, 1)$ . Let  $\varepsilon := 1$ ,  $c(x) = 10$ ,  $b(x) = x$  and  $\tilde{y}(x) = x(1 - x)e^x$ ,  $x \in \mathbb{R}$ . Note that

$$\tilde{y}'(x) = (1 - x - x^2)e^x, \quad \tilde{y}''(x) = (-3x - x^2)e^x, \quad x \in \mathbb{R}.$$

Let  $\tilde{f}(x) = -\tilde{y}''(x) + b(x)\tilde{y}'(x) + c(x)\tilde{y}(x) = ((4 + c)x - cx^2 - x^3)e^x$ ,  $x \in \mathbb{R}$ . Then,  $\tilde{y}$  is a unique strong solution to (16) with  $p = q = 0$ .

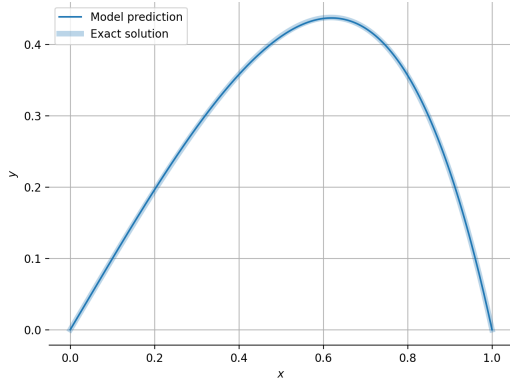


(a) Model prediction comparison with exact solution after 50 epochs (PINN I)

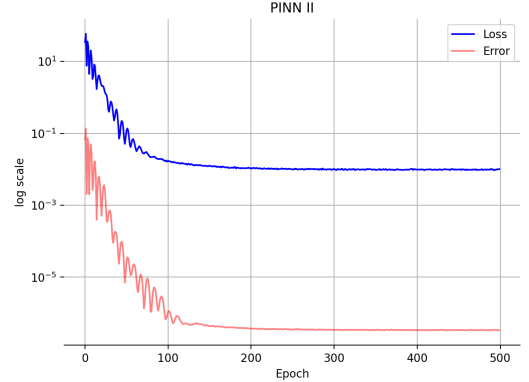


(b) The behaviors of Loss and Error as epoch increases (PINN I)

Figure 1: Not effective (PINN I)



(a) Model prediction comparison with exact solution after 50 epochs (PINN II)



(b) The behaviors of Loss and Error as epoch increases (PINN II)

Figure 2: Successful (PINN II)

Figure 1 (a) describes the graph of the model prediction (neural network  $N(x; \theta)$ ) and the exact solution ( $\tilde{y}(x)$ ) on  $I$  where the model prediction does not accurately capture the exact solution. Whereas, Figure 2 (a) describes the graph of the model prediction ( $x(1 - x)N(x, \theta)$ ) and the exact solution ( $\tilde{y}(x)$ ) for which the model prediction accurately captures the exact solution. Figure 1 (b) and Figure 2 (b) describe the graphs of Loss and Error along epoch increases, respectively and we can observe that (PINN II) is more efficient than (PINN I) in reducing Error and Loss.

In Example 3.7, we can observe that (PINN I) exhibit significant boundary discrepancies, where boundary loss is larger than Error. On the other hand, (PINN II) accurately captures the exact solution. Therefore, from now on we exclusively use (PINN II) where the trial function  $\Phi_A + \ell$  exactly satisfies the boundary conditions of (16).

## 4 Error analysis via $L^2(I, \mu)$ -contraction estimates

### 4.1 $L^2(I, \mu)$ -contraction estimates

**Theorem 4.1** ( $L^2(I, \mu)$ -contraction estimates) *Let  $\varepsilon > 0$  be a constant,  $b \in L^2(I)$ ,  $c \in L^2(I)$  with  $c \geq \lambda$  on  $I$  for some constant  $\lambda > 0$  and  $f \in L^2(I)$ , where  $I$  is a bounded open interval. Let  $\rho$  be a function defined in (9), where  $b$  above is considered as the zero extension of  $b$  in  $\mathbb{R}$ . Let  $y \in H_0^{1,2}(I) \cap H^{2,1}(I) \cap C^1(\bar{I})$  be a unique strong solution to (12) as in Theorem 3.2. Then,*

$$\|y\|_{L^2(I, \mu)} \leq \frac{1}{\lambda} \|f\|_{L^2(I, \mu)}, \quad (22)$$

where  $\mu = \rho dx$ . In particular,

$$\|y\|_{L^2(I)} \leq \left( \frac{\max_{\bar{I}} \rho}{\min_{\bar{I}} \rho} \right)^{1/2} \frac{1}{\lambda} \|f\|_{L^2(I, \mu)} \leq \exp \left( \int_I \frac{1}{2\varepsilon} |b| dx \right) \frac{1}{\lambda} \|f\|_{L^2(I)}.$$

**Proof** By Theorem 3.2, the unique strong solution  $y$  to (12) satisfies that

$$\int_I \varepsilon y' \psi' \rho dx + \int_I c y \psi \rho dx = \int_I f \psi \rho dx, \quad \text{for all } \psi \in H_0^{1,2}(I).$$

Substituting  $y$  for  $\psi$ , we get

$$\lambda \int_I y^2 \rho dx \leq \int_I \varepsilon |y'|^2 \rho dx + \int_I c y^2 \rho dx = \int_I f y \rho dx \leq \left( \int_I f^2 \rho dx \right)^{1/2} \left( \int_I y^2 \rho dx \right)^{1/2},$$

and hence the assertion follows.  $\square$

**Theorem 4.2** *Let  $p, q \in \mathbb{R}$ ,  $\varepsilon > 0$  be constants,  $b \in L^2(I)$ ,  $c \in L^2(I)$  with  $c \geq \lambda$  on  $I = (x_1, x_2)$  for some constant  $\lambda > 0$  and  $f \in L^2(I)$ , where  $I$  is a bounded open interval. Let  $\rho$  be a function defined in (9). Then, the unique strong solution  $\tilde{y} \in H^{2,1}(I) \cap C^1(\bar{I})$  to (16) as in Theorem 3.4 satisfies*

$$\|\tilde{y}\|_{L^2(I, \mu)} \leq \frac{1}{\lambda} \|\tilde{f}\|_{L^2(I, \mu)} + K_3(|p| \vee |q|),$$

where  $\mu = \rho dx$  and  $K_3 = \frac{1}{\lambda} \|b\|_{L^2(I, \mu)} |I|^{-1} + \frac{1}{\lambda} \|c\|_{L^2(I, \mu)} + |I|^{1/2} (\max_{\bar{I}} \rho)^{1/2}$ . In particular,

$$\|\tilde{y}\|_{L^2(I)} \leq \frac{1}{\lambda} \left( \frac{\max_{\bar{I}} \rho}{\min_{\bar{I}} \rho} \right)^{1/2} \|\tilde{f}\|_{L^2(I)} + \left( \frac{\max_{\bar{I}} \rho}{\min_{\bar{I}} \rho} \right)^{1/2} \tilde{K}_3(|p| \vee |q|),$$

where  $\tilde{K}_3 = \frac{1}{\lambda} \|b\|_{L^2(I)} |I|^{-1} + \frac{1}{\lambda} \|c\|_{L^2(I)} + |I|^{1/2}$ .

**Proof** Let  $\ell(x) := \frac{q-p}{x_2-x_1}(x-x_1) + p$ ,  $x \in \mathbb{R}$ . Then, it is easy to check that  $\|\ell\|_{L^\infty(I)} \leq |p| \vee |q|$  and  $\|\ell'\|_{L^\infty(I)} \leq |I|^{-1} |p-q|$ . Let  $y := \tilde{y} - \ell$ . Then,  $y \in H_0^{1,2}(I) \cap H^{2,1}(I) \cap C^1(\bar{I})$  is a strong solution to (17) where  $\tilde{f}$  is replaced by  $\tilde{f} - b\ell' - c\ell$ . Then, it follows from (22) in Theorem 4.1 that  $y = \tilde{y} - \ell$  and that

$$\begin{aligned} \|\tilde{y} - \ell\|_{L^2(I, \mu)} &= \|y\|_{L^2(I, \mu)} \leq \frac{1}{\lambda} \|\tilde{f} - b\ell' - c\ell\|_{L^2(I, \mu)} \\ &\leq \frac{1}{\lambda} \|\tilde{f}\|_{L^2(I, \mu)} + \frac{1}{\lambda} \|b\|_{L^2(I, \mu)} \|\ell'\|_{L^\infty(I)} + \frac{1}{\lambda} \|c\|_{L^2(I, \mu)} \|\ell\|_{L^\infty(I)}. \end{aligned}$$

Therefore,

$$\begin{aligned}
\|\tilde{y}\|_{L^2(I,\mu)} &\leq \|\tilde{y} - \ell\|_{L^2(I,\mu)} + \|\ell\|_{L^2(I,\mu)} \leq \|\tilde{y} - \ell\|_{L^2(I,\mu)} + |I|^{1/2}(\max_{\bar{I}} \rho)^{1/2} \|\ell\|_{L^\infty(I)} \\
&\leq \frac{1}{\lambda} \|\tilde{f}\|_{L^2(I,\mu)} + \frac{1}{\lambda} \|b\|_{L^2(I,\mu)} |I|^{-1} |p - q| + \left( \frac{1}{\lambda} \|c\|_{L^2(I,\mu)} + |I|^{1/2}(\max_{\bar{I}} \rho)^{1/2} \right) (|p| \vee |q|) \\
&\leq \frac{1}{\lambda} \|\tilde{f}\|_{L^2(I,\mu)} + \left( \frac{1}{\lambda} \|b\|_{L^2(I,\mu)} |I|^{-1} + \frac{1}{\lambda} \|c\|_{L^2(I,\mu)} + |I|^{1/2}(\max_{\bar{I}} \rho)^{1/2} \right) (|p| \vee |q|).
\end{aligned}$$

The rest immediately follows from the above.  $\square$

**Theorem 4.3** Let  $b \in L^2(I)$ ,  $c \in L^2(I)$  with  $c \geq \lambda$  on  $I$  for some constant  $\lambda > 0$  and  $\tilde{f} \in L^2(I)$ , where  $I = (x_1, x_2)$  is a bounded open interval. Let  $\rho$  be a function defined in (9). Let  $\tilde{y} \in H^{2,1}(I) \cap C^1(\bar{I})$  be the unique strong solution to (16) as in Theorem 3.4. Let  $\Phi \in H^{2,2}(I) \cap C^1(\bar{I})$ . Then,

$$\|\tilde{y} - \Phi\|_{L^2(I)} \leq \left( \frac{\max_{\bar{I}} \rho}{\min_{\bar{I}} \rho} \right)^{1/2} \frac{1}{\lambda} \|\tilde{f} - \mathcal{L}[\Phi]\|_{L^2(I)} + \left( \frac{\max_{\bar{I}} \rho}{\min_{\bar{I}} \rho} \right)^{1/2} \tilde{K}_3 \left( |p - \Phi(x_1)| \vee |q - \Phi(x_2)| \right),$$

where  $\tilde{K}_3 > 0$  is a constant as in Theorem 4.2 and  $\mathcal{L}$  is a differential operator defined by (18).

**Proof** Note that  $\mathcal{L}[\tilde{y}] = -\tilde{y}'' + b\tilde{y}' + c\tilde{y} = \tilde{f} \in L^2(I)$  and  $\mathcal{L}[\Phi] = -\varepsilon\Phi'' + b\Phi' + c\Phi \in L^2(I)$ . Let  $u = \tilde{y} - \Phi$ . Then,  $u \in H^{2,2}(I) \cap C^1(\bar{I})$  and  $\mathcal{L}[u] = \tilde{f} - \mathcal{L}[\Phi] \in L^2(I)$ . Moreover, by Theorem 3.2  $u$  is a unique strong solution to the following problem:

$$\begin{cases} -\varepsilon u'' + bu' + cu = \tilde{f} - \mathcal{L}[\Phi] & \text{on } I, \\ u(x_1) = p - \Phi(x_1), \quad u(x_2) = q - \Phi(x_2). \end{cases}$$

By Theorem 4.2,

$$\|u\|_{L^2(I)} \leq \left( \frac{\max_{\bar{I}} \rho}{\min_{\bar{I}} \rho} \right)^{1/2} \frac{1}{\lambda} \|\tilde{f} - \mathcal{L}[\Phi]\|_{L^2(I)} + \left( \frac{\max_{\bar{I}} \rho}{\min_{\bar{I}} \rho} \right)^{1/2} \tilde{K}_3 \left( |p - \Phi(x_1)| \vee |q - \Phi(x_2)| \right),$$

as desired.  $\square$

**Theorem 4.4** Let  $\varepsilon > 0$  be a constant,  $b \in L^2(I)$ ,  $c \in L^2(I)$  with  $c \geq \lambda$  on  $I$  for some constant  $\lambda > 0$  and  $\tilde{f} \in L^2(I)$ , where  $I = (x_1, x_2)$  is a bounded open interval. Let  $p, q \in \mathbb{R}$  be given. Let  $\rho$  be a function defined in (9). Let  $\tilde{y} \in H^{2,1}(I) \cap C^1(\bar{I})$  be the unique strong solution to (16) as in Theorem 3.4. Let  $\Phi_A \in H_0^{1,2}(I) \cap H^{2,2}(I) \cap C^1(\bar{I})$  and  $\ell(x) := \frac{q-p}{x_2-x_1}(x-x_1) + p$ ,  $x \in \mathbb{R}$ . Then,

$$\begin{aligned}
\|\tilde{y} - (\Phi_A + \ell)\|_{L^2(I)} &\leq \left( \frac{\max_{\bar{I}} \rho}{\min_{\bar{I}} \rho} \right)^{1/2} \frac{1}{\lambda} \|\tilde{f} - \mathcal{L}[\Phi_A + \ell]\|_{L^2(I)} \\
&\leq \exp \left( \int_I \frac{1}{2\varepsilon} |b| dx \right) \frac{1}{\lambda} \|\tilde{f} - \mathcal{L}[\Phi_A + \ell]\|_{L^2(I)},
\end{aligned}$$

where  $\mathcal{L}$  is a differential operator defined by (18).

**Proof** Since  $(\Phi_A + \ell)(x_1) = p$  and  $(\Phi_A + \ell)(x_2) = q$ , the assertion follows from Theorem 4.3 where  $\Phi$  there is replaced by  $\Phi_A + \ell$  here.  $\square$

## 4.2 Numerical experiments for PINN with $L^2(I, \mu)$ -contraction estimates

Let us consider the conditions as in Section 3.2 and additionally assume that  $c \geq \lambda$  for some  $\lambda > 0$ . Then, by using Theorem 4.4 with the Monte Carlo integration as in (6), we obtain that for sufficiently large  $n \in \mathbb{N}$

$$\begin{aligned} \underbrace{\frac{1}{n} \sum_{i=1}^n |\tilde{y}(X_i) - (\Phi_A + \ell)(X_i)|^2}_{=: \text{Error}} &\leq \frac{1}{\lambda^2} \left( \frac{\max_I \rho}{\min_I \rho} \right) \cdot \frac{1}{n} \sum_{i=1}^n \left( \tilde{f}(X_i) - \mathcal{L}[\Phi_A + \ell](X_i) \right)^2, \\ &\leq \frac{1}{\lambda^2} \exp \left( \int_I \frac{1}{\varepsilon} |b| dx \right) \cdot \underbrace{\frac{1}{n} \sum_{i=1}^n \left( \tilde{f}(X_i) - \mathcal{L}[\Phi_A + \ell](X_i) \right)^2}_{=: \text{Loss}}, \quad \text{very likely.} \end{aligned} \quad (23)$$

**Example 4.5** Let  $I = (0, 1)$ . Assume that  $b = 2$ ,  $p = 0$ ,  $q = 1$  and  $\tilde{f} = 0$ . Let  $\lambda > 0$  be a constant and  $c := \lambda$ . Then, (16) is expressed as

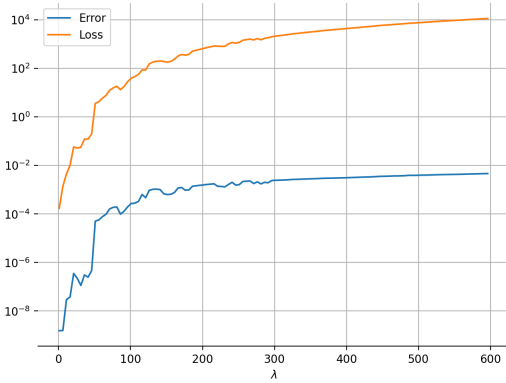
$$\begin{cases} -\varepsilon \tilde{y}'' + 2\tilde{y}' + \lambda \tilde{y} = \tilde{f} & \text{on } I, \\ \tilde{y}(0) = 0, \quad \tilde{y}(1) = 1, \end{cases} \quad (24)$$

which has a unique solution by Theorem 3.4.

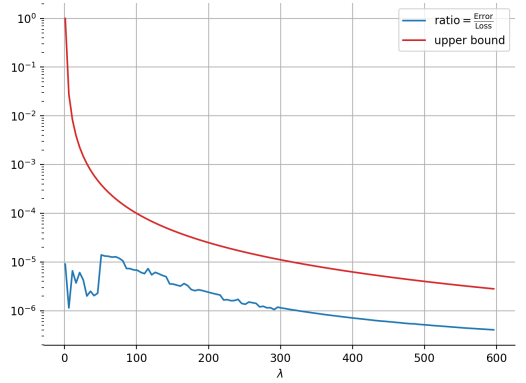
(1) Let  $\varepsilon = 1$ . Then,

$$\tilde{y}(x) := \frac{1}{e^{1+\sqrt{1+\lambda}} - e^{1-\sqrt{1+\lambda}}} e^{(1+\sqrt{1+\lambda})x} + \frac{-1}{e^{1+\sqrt{1+\lambda}} - e^{1-\sqrt{1+\lambda}}} e^{(1-\sqrt{1+\lambda})x}, \quad x \in \mathbb{R}$$

is a unique solution to (24)



(a) Loss and Error as  $\lambda$  increases after 500 epochs as  $\lambda$  increases



(b)  $\frac{\text{Error}}{\text{Loss}}$  bounded by the upper bound  $\frac{1}{\lambda^2}$  as  $\lambda$  increases

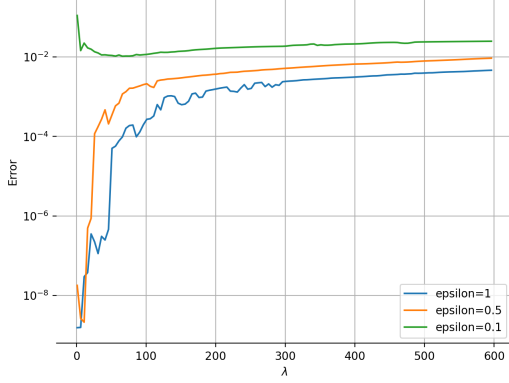
Figure 3: As  $\lambda$  increases, Loss increases but Error remains robust due to the decrease of  $\frac{\text{Error}}{\text{Loss}}$

In Figure 3(a), we can observe that as  $\lambda$  increases, Loss increases whereas Error is relatively stable. The main reason for this is explained by Figure 3(b) where  $\frac{\text{Error}}{\text{Loss}}$  decreases with the upper bound  $\frac{1}{\lambda^2}$  as  $\lambda$  increases. In the error estimates (23), we derive the upper bound of  $\frac{\text{Error}}{\text{Loss}}$  as  $\frac{1}{\lambda^2} \exp \left( \int_I \frac{1}{\varepsilon} |b| dx \right) = \frac{e^2}{\lambda^2}$ . However, by Figure 3(b), one can see that  $\frac{1}{\lambda^2}$  is more suitable upper bound for  $\frac{\text{Error}}{\text{Loss}}$  than  $\frac{e^2}{\lambda^2}$ .

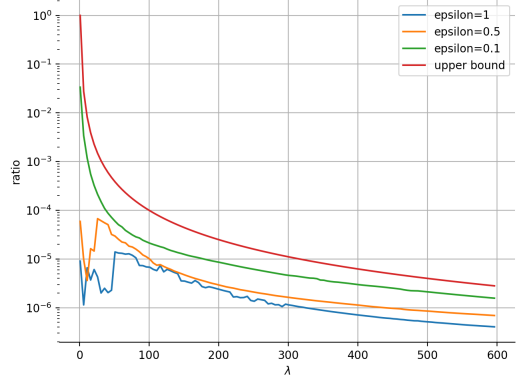
(2) For general  $\varepsilon > 0$ , we obtain that

$$\tilde{y}(x) := \frac{1}{e^{\frac{1}{\varepsilon} + \sqrt{\frac{1}{\varepsilon^2} + \frac{\lambda}{\varepsilon}}} - e^{\frac{1}{\varepsilon} - \sqrt{\frac{1}{\varepsilon^2} + \frac{\lambda}{\varepsilon}}}} e^{\left(\frac{1}{\varepsilon} + \sqrt{\frac{1}{\varepsilon^2} + \frac{\lambda}{\varepsilon}}\right)x} + \frac{-1}{e^{\frac{1}{\varepsilon} + \sqrt{\frac{1}{\varepsilon^2} + \frac{\lambda}{\varepsilon}}} - e^{\frac{1}{\varepsilon} - \sqrt{\frac{1}{\varepsilon^2} + \frac{\lambda}{\varepsilon}}}} e^{\left(\frac{1}{\varepsilon} - \sqrt{\frac{1}{\varepsilon^2} + \frac{\lambda}{\varepsilon}}\right)x}, \quad x \in \mathbb{R}$$

is a unique solution to (24) by Theorem 3.4.



(a) Comparison of Errors after 500 epochs as  $\lambda$  increase when  $\varepsilon = 1, 0.5, 0.1$



(b) Comparison of the ratios  $\left(\frac{\text{Error}}{\text{Loss}}\right)$  as  $\lambda$  increases when  $\varepsilon = 1, 0.5, 0.1$  and the upper bound  $\frac{1}{\lambda^2}$

Figure 4: The change of  $\varepsilon$  does not significantly affect Error behavior

Figure 4(a) describes the behavior of Error for each case when  $\varepsilon = 1, 0.5, 0.1$ . In Figure 4(a), if  $\lambda$  is small, there are rapid changes of Error, but if  $\lambda$  is over 100, Error remains relatively stable. Figure 4(b) describes the behaviors of the ratios  $\left(\frac{\text{Error}}{\text{Loss}}\right)$  which rapidly decrease as  $\lambda$  increases. The rapid decrease of  $\frac{\text{Error}}{\text{Loss}}$  as the increase of  $\lambda$  in Figure 4(b) explains the reason Error remains relatively stable in Figure 4(a). Here, we point out that the upper bound of  $\frac{\text{Error}}{\text{Loss}}$  is  $\frac{1}{\lambda^2}$  in Figure 4(b). Indeed, if  $\varepsilon = 0.1$ , then one can derive an upper bound of  $\frac{\text{Error}}{\text{Loss}}$  as  $\frac{1}{\lambda^2} \exp\left(\int_I \frac{1}{\varepsilon} |b| dx\right) = \frac{e^{20}}{\lambda^2}$  as in (23), which is much bigger than  $\frac{1}{\lambda^2}$ . Therefore, we have to derive sharper error estimates than (23), which will be presented in the next section.

## 5 Error analysis via $L^2(I, dx)$ -contraction estimates

### 5.1 $L^2(I, dx)$ -contraction estimates

**Theorem 5.1 ( $L^2(I, dx)$ -contraction estimates)** Let  $\varepsilon > 0$  be a constant,  $b \in H^{1,1}(I)$ ,  $c \in L^1(I)$  with  $c \geq 0$  on  $I$  and  $f \in L^2(I)$ , where  $I$  is a bounded open interval. Assume that there exists a constant  $\gamma > 0$  such that  $-\frac{1}{2}b' + c \geq \gamma$  on  $I$ . Let  $y \in H_0^{1,2}(I) \cap H^{2,1}(I) \cap C^1(\bar{I})$  be a unique strong solution to (12). Then,

$$\|y\|_{L^2(I)} \leq \frac{1}{\gamma} \|f\|_{L^2(I)}. \quad (25)$$

**Proof** By multiplying  $y$  both sides of (12) and integrating over  $I$  with respect to  $dx$ , we have

$$\begin{aligned} \gamma \int_I y^2 dx &\leq \int_I \varepsilon |y'|^2 \rho dx + \int_I \left(-\frac{1}{2}b' + c\right) y^2 dx = \int_I \varepsilon |y'|^2 dx + \int_I b y' y dx + \int_I c y^2 dx \\ &= \int_I f y dx \leq \left(\int_I f^2 dx\right)^{1/2} \left(\int_I y^2 dx\right)^{1/2}, \end{aligned}$$

and hence the assertion follows.  $\square$

**Remark 5.2** The above contraction estimates can be extended to the case of the multi-dimensional linear elliptic equations. As a general form of  $L^2$ -contraction estimates, one can derive  $L^r$ -contraction estimates with  $r \in [1, \infty]$  by using the sub-Markovian property and the Riesz-Thorin interpolation with a duality argument (see [13]).

**Theorem 5.3** Let  $\varepsilon > 0$  be a constant,  $b \in H^{1,1}(I)$ ,  $c \in L^2(I)$  with  $c \geq 0$  on  $I$  and  $\tilde{f} \in L^2(I)$ , where  $I$  is a bounded open interval. Assume that there exists a constant  $\gamma > 0$  such that  $-\frac{1}{2}b' + c \geq \gamma$  on  $I$ . Then, the unique strong solution  $\tilde{y} \in H^{2,1}(I) \cap C^1(\bar{I})$  to (16) as in Theorem 3.4 satisfies

$$\|\tilde{y}\|_{L^2(I)} \leq \frac{1}{\gamma} \|\tilde{f}\|_{L^2(I)} + \tilde{K}_4(|p| \vee |q|),$$

where  $\tilde{K}_4 := \frac{1}{\gamma} \|b\|_{L^2(I)} |I|^{-1} + \frac{1}{\gamma} \|c\|_{L^2(I)} + |I|^{1/2}$ .

**Proof** Let  $\ell(x) := \frac{q-p}{x_2-x_1}(x-x_1) + p$ ,  $x \in \mathbb{R}$ . Then, it is easy to check that  $\|\ell\|_{L^\infty(I)} \leq |p| \vee |q|$  and  $\|\ell'\|_{L^\infty(I)} \leq |I|^{-1}|p-q|$ . Let  $y := \tilde{y} - \ell$ . Then, by Theorem 3.4  $y \in H_0^{1,2}(I) \cap H^{2,1}(I) \cap C^1(\bar{I})$  is a unique strong solution to (17) where  $f$  is replaced by  $\tilde{f} - b\ell' - c\ell$ , and hence it follows from (25) in Theorem 5.1 that

$$\begin{aligned} \|\tilde{y} - \ell\|_{L^2(I)} &= \|y\|_{L^2(I)} \leq \frac{1}{\gamma} \|\tilde{f} - b\ell' - c\ell\|_{L^2(I)} \\ &\leq \frac{1}{\gamma} \|\tilde{f}\|_{L^2(I)} + \frac{1}{\gamma} \|b\|_{L^2(I)} \|\ell'\|_{L^\infty(I)} + \frac{1}{\gamma} \|c\|_{L^2(I)} \|\ell\|_{L^\infty(I)}. \end{aligned}$$

Therefore,

$$\begin{aligned} \|\tilde{y}\|_{L^2(I)} &\leq \|\tilde{y} - \ell\|_{L^2(I)} + \|\ell\|_{L^2(I)} \leq \|\tilde{y} - \ell\|_{L^2(I, \mu)} + |I|^{1/2} \|\ell\|_{L^\infty(I)} \\ &\leq \frac{1}{\gamma} \|\tilde{f}\|_{L^2(I)} + \frac{1}{\gamma} \|b\|_{L^2(I)} |I|^{-1} |p-q| + \left( \frac{1}{\gamma} \|c\|_{L^2(I)} + |I|^{1/2} \right) (|p| \vee |q|) \\ &\leq \frac{1}{\gamma} \|\tilde{f}\|_{L^2(I)} + \left( \frac{1}{\gamma} \|b\|_{L^2(I)} |I|^{-1} + \frac{1}{\gamma} \|c\|_{L^2(I)} + |I|^{1/2} \right) (|p| \vee |q|), \end{aligned}$$

as desired. □

**Theorem 5.4** Let  $\varepsilon > 0$  be a constant,  $b \in H^{1,1}(I)$ ,  $c \in L^2(I)$  with  $c \geq 0$  on  $I$  and  $\tilde{f} \in L^2(I)$ , where  $I = (x_1, x_2)$  is a bounded open interval. Assume that there exists a constant  $\gamma > 0$  such that  $-\frac{1}{2}b' + c \geq \gamma$  on  $I$ . Let  $p, q \in \mathbb{R}$  be given and  $\tilde{y} \in H^{2,1}(I) \cap C^1(\bar{I})$  be the unique strong solution to (16) as in Theorem 3.4. Let  $\Phi \in H^{2,2}(I) \cap C^1(\bar{I})$ . Then,

$$\|\tilde{y} - \Phi\|_{L^2(I)} \leq \frac{1}{\gamma} \|\tilde{f} - \mathcal{L}[\Phi]\|_{L^2(I)} + \tilde{K}_4 \left( |p - \Phi(x_1)| \vee |q - \Phi(x_2)| \right),$$

where  $\tilde{K}_4 > 0$  is a constant in Theorem 5.3 and  $\mathcal{L}$  is a differential operator defined as in (18).

**Proof** Let  $u := \tilde{y} - \Phi$ . Then,  $u \in H^{2,2}(I) \cap C^1(\bar{I})$  and  $\mathcal{L}[\Phi] \in L^2(I)$ . Moreover, by Theorem 3.4  $u$  is a (unique) strong solution to the following problem:

$$\begin{cases} -\varepsilon u'' + bu' + cu = \tilde{f} - \mathcal{L}[\Phi] & \text{on } I, \\ u(x_1) = p - \Phi(x_1), \quad u(x_2) = q - \Phi(x_2). \end{cases}$$

By Theorem 3.4, the assertion follows. □



**Theorem 5.5** *Let  $\varepsilon > 0$  be a constant,  $b \in H^{1,1}(I)$ ,  $c \in L^2(I)$  with  $c \geq 0$  on  $I$  and  $\tilde{f} \in L^2(I)$ , where  $I = (x_1, x_2)$  is a bounded open interval. Assume that there exists a constant  $\gamma > 0$  such that  $-\frac{1}{2}b' + c \geq \gamma$  on  $I$ . Let  $p, q \in \mathbb{R}$  be given and  $\tilde{y} \in H^{2,1}(I) \cap C^1(\bar{I})$  be the unique strong solution to (16) as in Theorem 3.4. Let  $\Phi_A \in H_0^{1,2}(I) \cap H^{2,2}(I) \cap C^1(\bar{I})$  and  $\ell(x) := \frac{q-p}{x_2-x_1}(x-x_1) + p$ ,  $x \in \mathbb{R}$ . Then,*

$$\|\tilde{y} - (\Phi_A + \ell)\|_{L^2(I)} \leq \frac{1}{\gamma} \|\tilde{f} - \mathcal{L}[\Phi_A + \ell]\|_{L^2(I)},$$

where  $\mathcal{L}$  is a differential operator defined by (18).

**Proof** Since  $(\Phi_A + \ell)(x_1) = p$  and  $(\Phi_A + \ell)(x_2) = q$ , the assertion follows from Theorem 5.4 where  $\Phi$  there is replaced by  $\Phi_A + \ell$  here. □

## 5.2 Numerical experiments for PINN with $L^2(I, dx)$ -contraction estimates

Let us consider the conditions in Section 3.2 and also assume that  $b \in H^{1,1}(I)$ ,  $c \in L^2(I)$  with  $c \geq 0$  on  $I$  and  $f \in L^2(I)$ , where  $I$  is a bounded open interval. Moreover, assume that

$$-\frac{1}{2}b' + c \geq \gamma, \quad \text{for some } \gamma > 0. \quad (26)$$

Then, by using Theorem 5.5 with the Monte Carlo integration as in (6), we obtain that for sufficiently large  $n \in \mathbb{N}$

$$\underbrace{\frac{1}{n} \sum_{i=1}^n |\tilde{y}(X_i) - (\Phi_A + \ell)(X_i)|^2}_{=: \text{Error}} \leq \frac{1}{\gamma^2} \cdot \underbrace{\frac{1}{n} \sum_{i=1}^n \left( \tilde{f}(X_i) - \mathcal{L}[\Phi_A + \ell](X_i) \right)^2}_{=: \text{Loss}}, \quad \text{very likely.} \quad (27)$$

**Example 5.6** Let  $I = (0, 1)$ . Let  $\lambda, k \geq 0$  be constants. Let  $b(x) = -kx$ ,  $c(x) = \lambda$  and  $\tilde{y}(x) = x(1-x)e^x + x^2$ ,  $x \in \mathbb{R}$ . Then,

$$\tilde{y}'(x) = (1 - x - x^2)e^x + 2x, \quad \tilde{y}''(x) = (-3x - x^2)e^x + 2, \quad \text{for all } x \in \mathbb{R}.$$

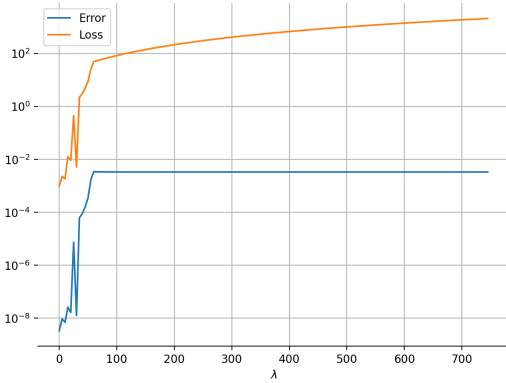
Let  $f(x) := -\varepsilon \tilde{y}''(x) + b(x)\tilde{y}'(x) + c(x)\tilde{y}(x) = \left( kx^3 + (k - \lambda + \varepsilon)x^2 + (3\varepsilon - k + \lambda)x \right) e^x + \lambda x^2 - 2kx^2 - 2\varepsilon$ ,  $x \in \mathbb{R}$ . Then,  $\tilde{y}$  is a unique strong solution to (16) with  $p = 0$  and  $q = 1$ . Moreover, we can choose

$$\gamma = \frac{1}{2}k + \lambda = -\frac{1}{2}b' + c.$$

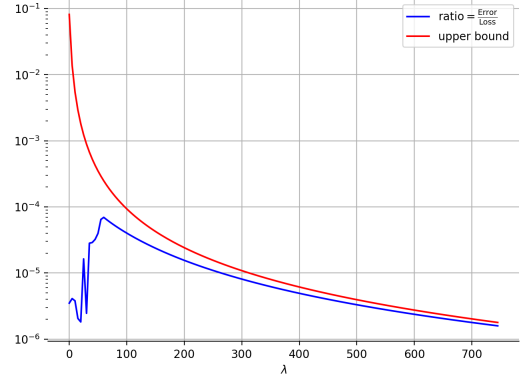
Therefore, the upper bound of  $\frac{\text{Error}}{\text{Loss}}$  is expressed as

$$\frac{1}{\gamma^2} = \frac{4}{(k + 2\lambda)^2}.$$

(1) Let  $\varepsilon = 1$  and  $k = 7$ .



(a) Loss and Error after 500 epochs as  $\lambda$  increases ( $\varepsilon = 1$ ,  $k = 7$ )

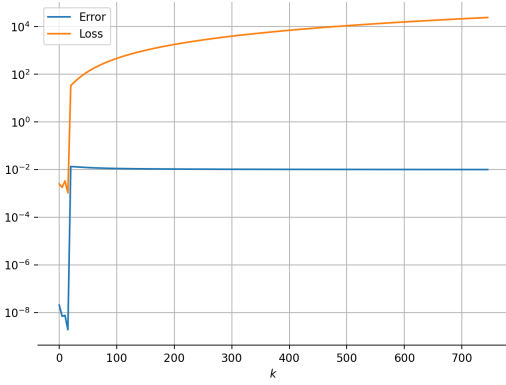


(b) Ratio  $\left(\frac{\text{Error}}{\text{Loss}}\right)$  bounded by the upper bound  $\frac{1}{\gamma^2} = \frac{4}{(7+2\lambda)^2}$  ( $\varepsilon = 1$ ,  $k = 7$ )

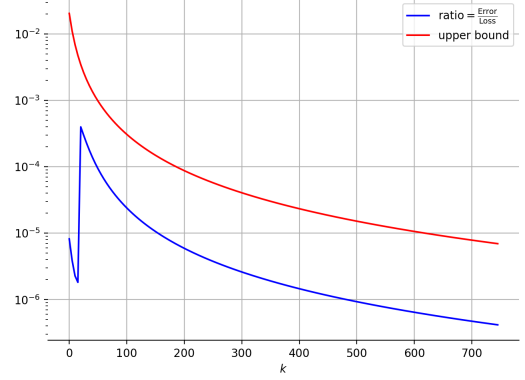
Figure 5: As  $\lambda$  increases, Loss increases but Error remains robust (Example 5.6)

In Figure 5(a), we can observe that as  $\lambda$  increases, Loss also increases but Error remains stable. This phenomenon is well explained by Figure 5(b) where the ratio  $\left(\frac{\text{Error}}{\text{Loss}}\right)$  rapidly decreases with the upper bound  $\frac{1}{\gamma^2} = \frac{4}{(7+2\lambda)^2}$  as  $\lambda$  increases. Furthermore, it is observed in Figure 5(b) that the upper bound of  $\frac{\text{Error}}{\text{Loss}}$  is very sharp when  $\lambda$  is large enough.

(2) Let  $\varepsilon = 1$  and  $\lambda = 7$ .



(a) Loss and Error after 500 epochs as  $k$  increases ( $\varepsilon = 1$ ,  $\lambda = 7$ )

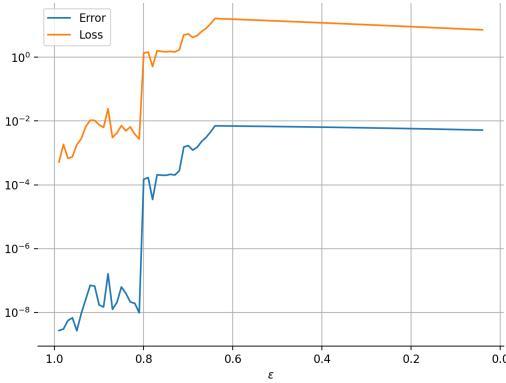


(b) Ratio ( $\frac{\text{Error}}{\text{Loss}}$ ) bounded by the upper bound  $\frac{1}{\gamma^2} = \frac{4}{(k+14)^2}$  as  $k$  increases ( $\varepsilon = 1$ ,  $\lambda = 7$ )

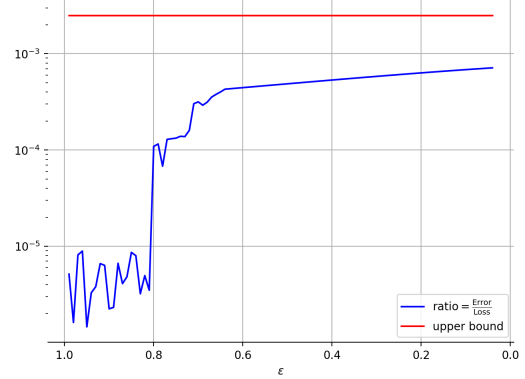
Figure 6: As  $k$  increases, Loss increases but Error remains robust (Example 5.6)

In Figure 6(a), we can observe that as  $\lambda$  increases, Loss also increases but Error remains stable. This phenomenon is well explained by Figure 6(b) where the ratio ( $\frac{\text{Error}}{\text{Loss}}$ ) rapidly decreases with the upper bound  $\frac{1}{\gamma^2} = \frac{4}{(k+14)^2}$  as  $k$  increases.

(3) Let  $k = 10$  and  $\lambda = 15$ .



(a) Loss and Error after 500 epochs as  $\varepsilon$  decreases ( $k = 10$  and  $\lambda = 15$ )



(b) Ratio ( $\frac{\text{Error}}{\text{Loss}}$ ) bounded by the upper bound  $\frac{1}{\gamma^2} = \frac{1}{400}$  as  $\varepsilon$  decreases ( $k = 10$  and  $\lambda = 15$ )

Figure 7: As  $\varepsilon$  decreases, Loss and Error remain stable (Example 5.6)

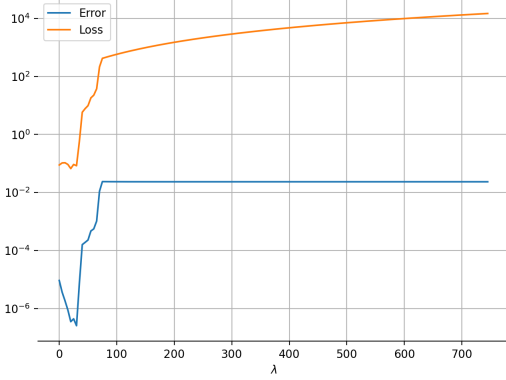
In Figure 7(a), we can observe that as  $\varepsilon$  decreases, Loss and Error remain robust. Since  $\varepsilon$  is a very small value, the stability of Loss is well-explained. Since  $k$  and  $\lambda$  are fixed as 10 and 15, respectively and  $\varepsilon$  only decreases, we can expect that by our error estimates (27),  $\frac{\text{Error}}{\text{Loss}}$  does not change dramatically. This expectation is realized by Figure 7(b) where  $\frac{\text{Error}}{\text{Loss}}$  are bounded by  $\frac{1}{\gamma^2} = \frac{1}{400}$ , and hence the robustness of Error is well-explained.

**Example 5.7** Let  $I = (0, 1)$ . Let  $\lambda, k \geq 0$  be constants. Let  $b(x) = -kx$ ,  $c(x) = \lambda$  and  $\tilde{y}(x) = \sin \pi x + \cos \pi x$ ,  $x \in \mathbb{R}$ . Then,

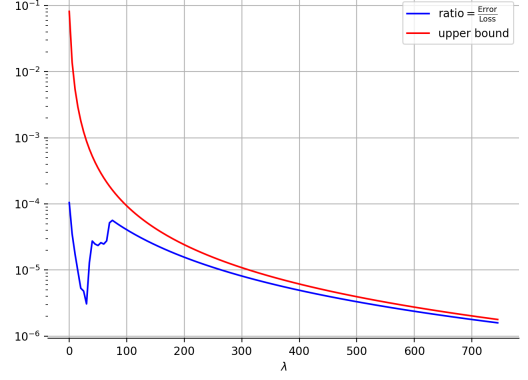
$$\tilde{y}'(x) = \pi \cos \pi x - \pi \sin \pi x, \quad \tilde{y}''(x) = -\pi^2 \sin \pi x - \pi^2 \cos \pi x, \quad \text{for all } x \in \mathbb{R}.$$

Let  $f(x) := -\varepsilon \tilde{y}''(x) + b(x)\tilde{y}'(x) + c\tilde{y}(x) = (\varepsilon\pi^2 + \pi kx + \lambda) \sin \pi x + (\varepsilon\pi^2 - \pi kx + \lambda) \cos \pi x$ ,  $x \in \mathbb{R}$ . Then,  $\tilde{y}$  is a unique strong solution to (16) with  $p = 1$ ,  $q = -1$ . As in Example 5.6, the upper bound of  $\frac{\text{Error}}{\text{Loss}}$  is expressed as  $\frac{1}{\gamma^2} = \frac{4}{(k+2\lambda)^2}$ .

(1) Let  $\varepsilon = 1$  and  $k = 7$ .



(a) Loss and Error after 500 epochs as  $\lambda$  increases ( $\varepsilon = 1$ ,  $k = 7$ )

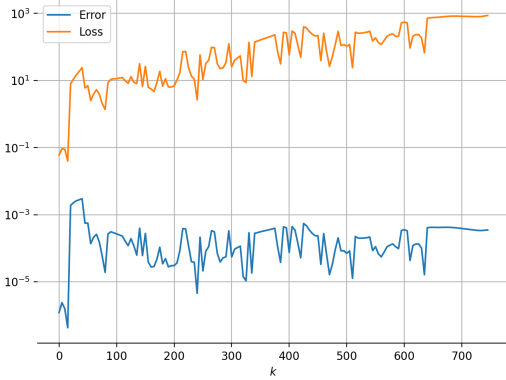


(b) Ratio ( $\frac{\text{Error}}{\text{Loss}}$ ) bounded by the upper bound  $\frac{1}{\gamma^2} = \frac{4}{(7+2\lambda)^2}$  as  $\lambda$  increases ( $\varepsilon = 1$ ,  $k = 7$ )

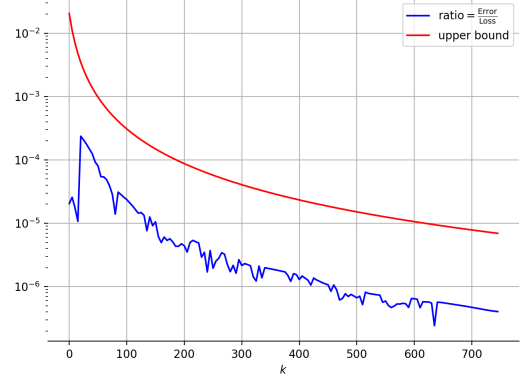
Figure 8: As  $\lambda$  increases, Loss increases but Error remains robust (Example 5.7)

In Figure 8(a), we can observe that as  $\lambda$  increases, Loss also increases but Error remains stable. This phenomenon is well explained by Figure 8(b) where the ratio ( $\frac{\text{Error}}{\text{Loss}}$ ) rapidly decreases with the upper bound  $\frac{1}{\gamma^2} = \frac{4}{(7+2\lambda)^2}$  as  $\lambda$  increases.

(2) Let  $\varepsilon = 1$  and  $\lambda = 7$ .



(a) Loss and Error after 500 epochs as  $k$  increases ( $\varepsilon = 1$ ,  $\lambda = 7$ )

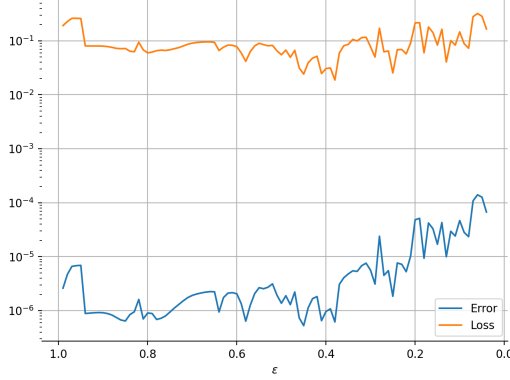


(b) Ratio ( $\frac{\text{Error}}{\text{Loss}}$ ) bounded by the upper bound  $\frac{1}{\gamma^2} = \frac{4}{(k+14)^2}$  as  $k$  increases ( $\varepsilon = 1$ ,  $\lambda = 7$ )

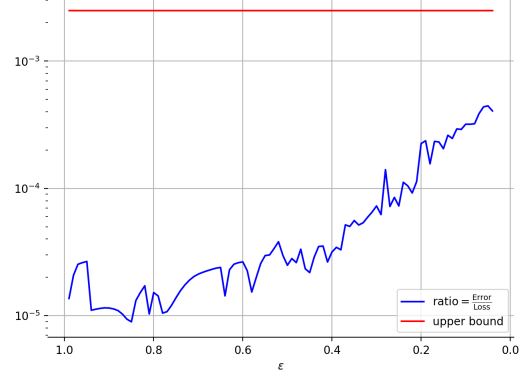
Figure 9: As  $k$  increases, Loss increases but Error remains robust (Example 5.7)

In Figure 9(a), we can observe that as  $\lambda$  increases, **Loss** also increases but **Error** remains stable. This phenomenon is well explained by Figure 9(b) where the ratio ( $\frac{\text{Error}}{\text{Loss}}$ ) rapidly decreases with the upper bound  $\frac{1}{\gamma^2} = \frac{4}{(k+14)^2}$  as  $k$  increases.

(3) Let  $k = 10$  and  $\lambda = 15$ .



(a) **Loss** and **Error** after 500 epochs as  $\varepsilon$  decreases ( $k = 10$ ,  $\lambda = 15$ )



(b) Ratio ( $\frac{\text{Error}}{\text{Loss}}$ ) bounded by the upper bound  $\frac{1}{\gamma^2} = \frac{1}{400}$  as  $\varepsilon$  decreases ( $k = 10$ ,  $\lambda = 15$ )

Figure 10: As  $\varepsilon$  decreases, **Loss** and **Error** remain stable (Example 5.7)

In Figure 10(a), we can observe that as  $\varepsilon$  decreases, **Loss** and **Error** remain stable. Since  $\varepsilon$  is a very small value, the stability of **Loss** is well-explained. Since  $k$  and  $\lambda$  are fixed as 10 and 15, respectively and  $\varepsilon$  only decreases, we can expect that by our error estimates (27),  $\frac{\text{Error}}{\text{Loss}}$  does not change dramatically. This expectation is realized by Figure 10(b) where  $\frac{\text{Error}}{\text{Loss}}$  are bounded by  $\frac{1}{\gamma^2} = \frac{1}{400}$ , and hence the robustness of **Error** is well-explained.

The code used for numerical experiments in this paper is available at <https://github.com/hahmYoo/Robust-error-estimates-of-PINN>.

## 6 Conclusions

Based on the universal approximation theorem derived from the Stone-Weierstrass theorem, solutions to differential equations can be uniformly approximated by neural networks. However, due to the abstract nature of the Stone-Weierstrass theorem, finding explicit neural networks that approximate a solution to a differential equation would be very challenging. As an alternative, through posterior analysis, we have demonstrated that **Error** is controlled by **Loss** (see (19), (21), (23), (27)), and hence we can obtain effective error bounds in terms of **Loss**.

Our analysis is specifically based on the Sobolev space theory with a variational approach. Initially, we rigorously established the existence and uniqueness of solutions to one-dimensional boundary value problems for second-order linear elliptic equations with highly irregular coefficients. There are two approaches for selecting a trial function to approximate the solution to a differential equation (see Section 3.2): the first approach is to directly use a neural network itself as a trial function (PINN I), and the second approach is to use a function based on the neural network that exactly fulfills the given boundary conditions (PINN II). Experimentally, we confirmed that (PINN II) is more efficient in approximating the solution. Ultimately, our main error estimate is (27) which demonstrates that under the assumption of (26)  $\frac{\text{Error}}{\text{Loss}}$

decreases rapidly with the upper bound  $\frac{1}{\gamma^2}$  as  $\gamma$  increases, so that **Error** is robustly maintained even though **Loss** increases. These results refute the conventional belief that numerical cost increases as the quantities of the coefficients increase. Our research indicates that PINN can be efficient numerical solvers for differential equations with large quantities of coefficients.

In the case of the upper bound of the ratio, Figure 5(b) and Figure 8(b) describe very sharp upper bounds for  $\frac{\text{Error}}{\text{Loss}}$ , while Figure 6(b) and Figure 9(b) present less sharp bounds, and hence one can conduct further study to derive sharp upper bounds. Further discussion is required to determine under what additional conditions the rapid decrease in  $\frac{\text{Error}}{\text{Loss}}$  can be expected. Empirically, it is observed that the larger quantities of the first-order coefficients  $b$  and the zeroth-order coefficients  $c$  imply the small values of  $\frac{\text{Error}}{\text{Loss}}$ . In future research, a rigorous mathematical demonstration is required to present explicit conditions on the coefficients that guarantee a rapid decrease in  $\frac{\text{Error}}{\text{Loss}}$  beyond the condition (26).

## References

- [1] H. Brezis, *Functional analysis, Sobolev spaces and partial differential equations*, Universitext. Springer, New York, 2011.
- [2] R.T.Q. Chen, Y. Rubanova, J. Bettencourt, D.K. Duvenaud, *Neural Ordinary Differential Equations*, 32nd Conference on Neural Information Processing Systems(NeurIPS2018), Montréal, Canada.
- [3] G. Cybenko, *Approximation by superpositions of a sigmoidal function*, Math. Control Signals Syst., 2(4):303–314, 1989. 1
- [4] T. De Ryck, S. Mishra, *Error analysis for physics-informed neural networks (PINNs) approximating Kolmogorov PDEs*, Adv. Comput. Math.48(2022), no.6, Paper No. 79, 40 pp.
- [5] T. De Ryck, A. Jagtap, S. Mishra, *Error estimates for physics-informed neural networks approximating the Navier-Stokes equations*, IMA J. Numer. Anal.44(2024), no.1, 83–119.
- [6] M.G. Dissanayake, N. Phan-Thien *Neural-Network-based Approximations for solving Partial Differential Equations*, Communications in Numerical Methods in Engineering, 10(3): 195–201, 1994.
- [7] P.A. Farrell, A.F. Hegarty, J.J.H. Miller, E. O’Riordan, G.I. Shishkin, *Singularly perturbed convection-diffusion problems with boundary and weak interior layers* J. Comput. Appl. Math. 166 (2004), no. 1, 133–151.
- [8] K. Hornik, M. Stinchcombe, and H. White, *Multilayer feedforward networks are universal approximators*, Neural Netw., 2(5):359–366, 1989. 1
- [9] Y. Hong, C.Y. Jung, J. Laminie, *Singularly perturbed reaction-diffusion equations in a circle with numerical applications*, Int. J. Comput. Math. 90 (2013), no. 11, 2308–2325.
- [10] Y. Hong, S. Ko, J. Lee *Error analysis for finite element operator learning methods for solving parametric second-order elliptic PDEs*, arXiv:2404.17868.
- [11] I.E. Lagaris, A. Likas, D.I. Fotiadis, *Artificial Neural Networks for Solving Ordinary and Partial Differential Equations*, IEEE Transactions on Neural Networks, VOL. 9, NO.5 (1998).
- [12] H. Lee, I. Kang, *Neural Algorithm for Solving Differential Equations*, Journal of Computational Physics 91, 110-131 (1990).
- [13] H. Lee, *On the contraction properties for weak solutions to linear elliptic equations with  $L^2$ -drifts of negative divergence*, Proc. Amer. Math. Soc. 152 (2024), no. 5, 2051–2068.

- [14] S. Mishra, R. Molinaro, *Estimates on the generalization error of physics-informed neural networks for approximating a class of inverse problems for PDEs*, IMA J. Numer. Anal.42(2022), no.2, 981–1022.
- [15] S. Mishra, R. Molinaro, *Estimates on the generalization error of physics-informed neural networks for approximating PDEs*, IMA J. Numer. Anal.43(2023), no.1, 1–43.
- [16] J. Müller, M. Zeinhofer, *Notes on Exact Boundary Values in Residual Minimisation*, Proceedings of Machine Learning Research vol 145:1–12, 2022 3rd Annual Conference on Mathematical and Scientific Machine Learning.
- [17] M. Raissi, P. Perdikaris, G.E. Karniadakis, *Physics-informed neural networks: A deep learning framework for solving forward and inverse problems involving nonlinear partial differential equations*, Journal of Computational Physics, Volume 378, 1 686-707 (2019).
- [18] H.G. Roos, M.Stynes, L.Tobiska, *Numerical Methods for Singularly Perturbed Differential Equations. Convection–Diffusion and Flow Problems*, Springer, New York, 1996.
- [19] W. Rudin, *Principles of mathematical analysis*, Third edition Internat. Ser. Pure Appl. Math. McGraw-Hill Book Co., New York-Auckland-Düsseldorf, 1976.
- [20] E.K. Ryu, *Infinitely Large Neural Networks*, Lecture Notes in Mathematics, Research Institute of Mathematics, Number 58 (2023).
- [21] Y. Shin, J. Darbon, and G. Em Karniadakis, *On the convergence of physics informed neural networks for linear second-order elliptic and parabolic type PDEs*, Commun. Comput. Phys.28(2020), no.5, 2042–2074.
- [22] Y. Shin, Z. Zhang, G.E. Karniadakis, *Error estimates of residual minimization using neural networks for linear PDEs*, Journal of Machine Learning for Modeling and Computing, Volume 4, Issue 4, 2023, pp. 73-101.
- [23] H. Son, J. Jang, W. Han, H. Hwang, *Sobolev training for physics-informed neural networks*, Commun. Math. Sci. 21 (2023), no. 6, 1679–1705.
- [24] N. Yadav, A. Yadav, M. Kumar, *An introduction to neural network methods for differential equations*, SpringerBriefs Appl. Sci. Technol. Springer, Dordrecht, 2015.
- [25] J. Yoo, J. Kim, M. Gim, H. Lee, *Error estimates of Physics-Informed Neural Networks for initial value problems*, Journal of the Korean Society for Industrial and Applied Mathematics, Vol. 28, No. 1, March 2024, page 33-58.

Jihahm Yoo  
 Korea Science Academy of KAIST,  
 Busan 47162, Republic of Korea,  
 E-mail: jihahmyoo@gmail.com

Haesung Lee  
 Department of Mathematics and Big Data Science,  
 Kumoh National Institute of Technology,  
 Gumi, Gyeongsangbuk-do 39177, Republic of Korea,  
 E-mail: fthslt@kumoh.ac.kr, fthslt14@gmail.com