

Unmasking Social Bots: How Confident Are We?

James, Giroux¹, Gangani, Ariyaratne¹, Alexander C., Nwala^{1,2}, and Cristiano, Fanelli^{1,*}

¹William & Mary, Department of Data Science, Williamsburg, VA 23185, USA

²Observatory on Social Media, Indiana University, Bloomington, IN 47405, USA

*cfanelli@wm.edu

ABSTRACT

Social bots remain a major vector for spreading disinformation on social media and a menace to the public. Despite the progress made in developing multiple sophisticated social bot detection algorithms and tools, bot detection remains a challenging, unsolved problem that is fraught with uncertainty due to the heterogeneity of bot behaviors, training data, and detection algorithms. Detection models often disagree on whether to label the same account as bot or human-controlled. However, they do not provide any measure of uncertainty to indicate how much we should trust their results. We propose to address both bot detection and the quantification of uncertainty at the account level — a novel feature of this research. This dual focus is crucial as it allows us to leverage additional information related to the quantified uncertainty of each prediction, thereby enhancing decision-making and improving the reliability of bot classifications. Specifically, our approach facilitates targeted interventions for bots when predictions are made with high confidence and suggests caution (*e.g.*, gathering more data) when predictions are uncertain.

Introduction

Social media platforms have fundamentally transformed global communication, enabling the near-instant dissemination of information. Platforms like Facebook, YouTube, and Twitter/X, have over two billion monthly active users¹ and empower individuals to broadcast their thoughts easily. However, the popularity that social media enjoys has incentivized malicious actors such as tech-savvy individuals or governments², to deploy social bots to influence organic discourse and manipulate social media users for economic or political profit. Social bots^{3,4} — accounts controlled partly or fully by software — have been used to artificially boost the popularity of political candidates⁵, spread conspiracy theories^{6,7} during health crises⁸, and to manipulate the stock market^{9,10}.

A 2023 study that analyzed 1 million tweets during a Republican debate and a Donald Trump interview identified over 1,200 bot accounts spreading false narratives, highlighting the significant impact of bots during major events¹¹. Anecdotal reports further underscore the prevalence of bot accounts, with some users suggesting that a substantial fraction of interactions on the platform are bot-generated. Despite enhanced verification processes, verified accounts continue to promote fraudulent schemes, illustrating the ongoing challenge in curbing bot activity.

The issue of bot prevalence has also featured prominently in high-profile disputes, such as Elon Musk’s acquisition of Twitter. Musk’s legal team, using Botometer¹², an online tool for identifying spam and fake accounts, claimed that 33% of “visible accounts” were “false or spam”. However, Botometer’s creator, Kaicheng Yang, criticized this claim and their methodology, stating that the figure was misleading and disclosed that Musk’s team had not consulted him before using the tool¹³. Perhaps even more concerning is the adaptation of AI to bypass security systems deemed “prove you’re not a robot tests.” This concern has been echoed by Musk, Fig. 1 (left), as these tests are commonly used as initial filters for the prevention of inauthentic and/or malicious bot accounts. Moreover, accounts that successfully bypass such tests are increasingly becoming more “human-like,” as indicated by the dimensionality reduced representations of accounts in Fig. 1 (right). Musk has also implicated that the only reasonable method to solve the bot crisis is to force Twitter users into a paid subscription. Unfortunately, paid subscription has only worsened the bot-problem, since fake accounts can now pay to receive verification status (blue check mark), and thus appear authentic, as highlighted by the European Commission claim that Twitter is in violation the Digital Services Act¹⁴. Similarly, Elon Musk’s imposition of a prohibitively costly paywall to access Twitter’s research API has hampered the ability of researchers to study and mitigate bot activities.

Given the serious harm that social bots wielded by bad actors, pose to democracy^{16,17}, public health^{18–20}, or the the economy²¹, researchers have responded by developing a broad range of bot detection tools. Various Machine-Learning methods have been trained to detect social bots with a combination of features extracted from the social network structure, content/profile attributes, and temporal patterns³. Alternatively, all of these feature types are combined into a single model^{22–27}. Bot-detection algorithms often start by modeling the characteristics of accounts as the first step to distinguish bot from human-like behaviors⁴. Accounts may be represented using user profile information²⁸, content^{29–31}, actions³², social network³³,

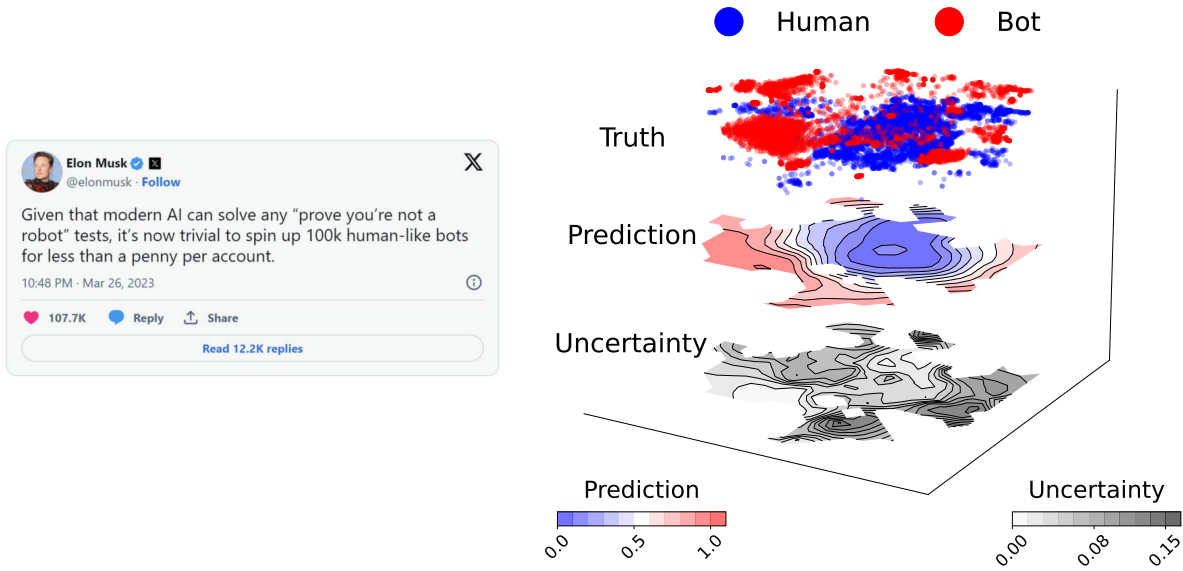


Figure 1. Impact of Bot Crisis and Uncertainty on Predictions (Our Work): As stated by Musk through X (left), the ability of bots to replicate human behavior and bypass security measures has increased dramatically with the advent of AI. Bot accounts are able to more efficiently mask themselves within the human population on social media platforms. This is shown through dimensionally reduced representations (right), in which we show three planes: (i) the true distributions, where we introduce an offset between human and bot points to ease visualization; (ii) the predictions of our network along with (iii) the associated uncertainty across the feature space. For (ii) and (iii) we use Gaussian process regression¹⁵ for visualization purposes. Uncertainty is greater in regions where ambiguity is higher and the two classes overlap.

and temporal signatures³².

Despite the progress made, bot detection remains a challenging, unsolved problem that is fraught with uncertainty due to the heterogeneity of bot behaviors, training data, and detection algorithms³⁴. Consequently, it is not surprising for detection models to disagree on whether to label the same account as bot or human, since they are often trained on different datasets that are sensitive to different subsets of the signals of automation. In light of this, it is paramount that bot detection models provide uncertainty weights alongside the probability estimate that an account is bot-controlled, as this could determine if one should trust a prediction. However, existing bot detection algorithms focus exclusively on detection.

Our work addresses both bot detection and the quantification of uncertainty at the account level, an important distinctive feature of this research. This dual focus is crucial as it allows us to leverage additional information related to the quantified uncertainty of each prediction, thereby enhancing decision-making and improving the reliability of bot classifications. Specifically, our approach facilitates targeted interventions for bots where predictions are made with high confidence and suggests a cautious approach, *e.g.*, gathering more data for bots where predictions are uncertain. Also, our method is agnostic to bot-detection algorithm, which enables the inclusion of uncertainty measurement into existing bot detection systems. As discussed earlier, research at the nexus of uncertainty quantification and bot detection is both timely and novel. In subsequent sections, we present our methodology that adeptly separates aleatoric and epistemic uncertainties. Aleatoric uncertainty, arising from the inherent randomness in our bot datasets, is characterized using multiple features from the BLOC framework³⁵, or features from Botometer¹². Conversely, epistemic uncertainty originates from the limitations of the predictive model used. Previous studies such as³⁶ have employed Deep Ensemble and Stochastic Weight Averaging (SWA) for uncertainty estimation, yet these methods have notable limitations³⁷. SWA does not differentiate between the two types of uncertainties and requires supplementary techniques like dropout or bootstrapping for effective uncertainty quantification. Similarly, while Deep Ensembles capture epistemic uncertainty, they fail to distinctly separate it from aleatoric uncertainty.

In contrast, our approach utilizes Bayesian methods, which provide a comprehensive and theoretically grounded framework for distinguishing and quantifying different types of uncertainties. We demonstrate that the computational demand of our Bayesian neural network is negligible given the complexity of the problem at hand, and agnostic to input, *e.g.* BLOC or Botometer features. This approach positions our methodology as exceptionally capable in the critical domain of bot detection, offering a robust mechanism for managing uncertainty quantification.

Results

In this section, we discuss the results of predicting the labels (*bot* or *human*) of accounts with our network, a Bayesian Neural Network (BNN) inspired by the Event-Level-Uncertainty Quantification (ELUQuant)³⁸ work originally developed for nuclear physics. This approach allows for the calculation of aleatoric and epistemic uncertainty in the predictions of whether Twitter/X accounts are bots or humans.

It is also important to compare the performance of the BNN with its deterministic counterpart, the Deep Neural Network (DNN). A BNN should perform at least as well as its deterministic counterpart. This has been demonstrated in the following way. We evaluate our model using standard methods, namely the Receiver Operating Characteristic (ROC) Curve and the associated Area Under the Curve (AUC). These metrics allow us to avoid making hard threshold cuts in the probability space and reflect a model's performance across various thresholds. Thus, AUC is an ideal metric for such use cases. We then compare the results to the deterministic counterpart of our BNN, a DNN, along with the Random Forest (RF) from Nwala et al.³⁵. We extract both BLOC and Botometer features for the same set of users. Figure 2 shows a comparison between three methods, with the AUC indicated in the legend. The left plot contains the ROC curves for the algorithms trained on BLOC features, where the error is calculated through bootstrapping over the posterior on the probability. This approach allows us to produce 5σ bands over both the True Positive Rate (TPR) and False Positive Rate (FPR). The right plot provides the same ROC Curves for algorithms trained on Botometer features. We note an AUC for the BNN of 0.966 ± 0.001 , which agrees with the deterministic DNN that achieves an AUC of 0.969 on BLOC features. The same agreement between the BNN and DNN is also seen in Botometer features with the BNN obtaining an AUC of 0.973 ± 0.001 and the DNN obtaining an AUC of 0.975. In both cases, the RF outperforms the DNN and BNN due to its ability to operate more efficiently with smaller training sample sizes.

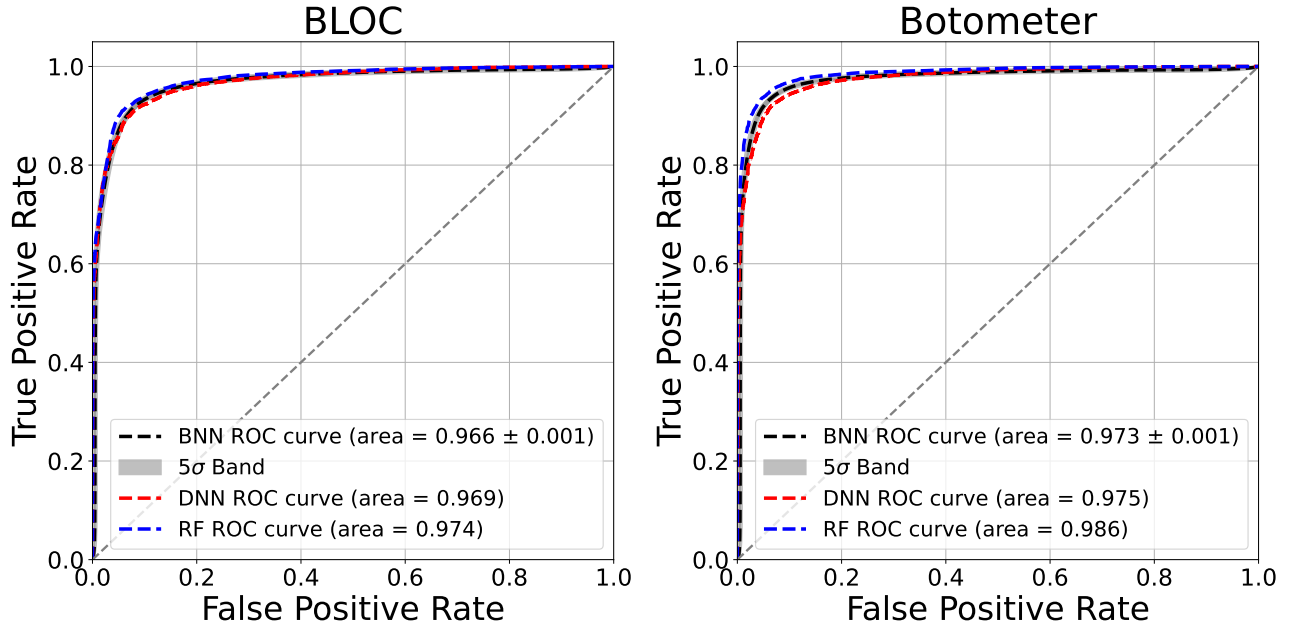


Figure 2. Overlaid ROC Curves: Receiver Operating Characteristic (ROC) Curves for the Bayesian Neural Network (BNN), Deep Neural Network (DNN) and Random Forest (RF), trained on BLOC features (left) and Botometer features (right). The uncertainty band on the BNN curves is obtained through a bootstrapping method, in which we sample the posterior over the weights to obtain uncertainties on the False Positive Rate (FPR) and True Positive Rate (TPR) at each threshold. Note the DNN and BNN perform consistently within error. RF outperforms the networks due to its increased ability to operate datasets with lower statistics more efficiently.

We also aimed to validate the epistemic uncertainty produced by the network, where we expect maximum uncertainty for probability values $P(\text{bot}) \sim 0.5$. Figure 3 reports the aleatoric uncertainty, epistemic uncertainty, and the sum in quadrature for the total uncertainty.

One can notice that, in general, the uncertainty is larger when the prediction is more ambiguous, that is, around a probability of 0.5, and it is smaller when it is close to 0 (account identified as human) or 1 (account identified as a bot). The reader should be reminded that the uncertainties are provided at the Twitter/X account level, meaning that our BNN provides an output probability of being a bot account along with the associated uncertainties, both aleatoric and epistemic. Another observation is

that the aleatoric uncertainty, which captures the randomness in our data and its propagation in the network’s predictions, is generally more spread than the epistemic uncertainty and can reach higher values.

We consolidated the uncertainty quantification by running a closure test, consisting of training the network (i) without including the aleatoric term, thereby predicting only the epistemic uncertainty, and (ii) including both aleatoric and epistemic terms. Details on how these two scenarios can be implemented are discussed in the Methods section and are also described in³⁸. We demonstrated through a Z-score test that the epistemic uncertainties obtained on the accounts (considering the results from methods (i) and (ii) at the account level) produce consistent epistemic uncertainties (all values are within $|Z| \leq 0.5$). This closure test supports the fact that the quantified aleatoric uncertainty is decoupled from the epistemic uncertainty, with the latter appearing, on average, different from the former.

After consolidating our results, as discussed, we compare the performance of our network with respect to state-of-the-art works utilizing BLOC features³⁵ and Botometer¹² with random forest (RF) as a classifier, as done in those papers. We evaluate the performance using precision, recall, and F1 metrics. Our method outperforms other methods in terms of recall and F1, and is nearly on par in terms of precision, as shown in Table 1.

We note that the BNN is more generalizable to the excess human accounts contained within the dataset. Since we sample a 50/50% class split at training, validation, and testing, we retain the excess accounts as an additional measure of performance. The BNN is more able to capture a generalized weight distribution in the form of a posterior in comparison to the DNN. Note that both models have been regularized in the same manner apart from the inherent KL term appearing for the BNN, which controls the distribution of the learned weights under the Gaussian prior. After verifying that our performance is on par with or even surpasses other state-of-the-art approaches, we finally utilize the additional information from uncertainty quantification. This is the novel contribution of our work compared to other works in the field of bot detection. In the following Table 2, we show the results obtained by applying a 3σ cut based on the quantified uncertainty at the account level. Specifically, we ensure that the predicted outcome is not consistent with a probability of 0.5 (indicating the largest uncertainty in classification) by using the predicted value of the probability and a 3σ interval. In other words, we classify only those events that satisfy:

$$|P_{pred} - 0.5| > 3\sigma(P_{pred}). \quad (1)$$

Equation (1) is used for both $\sigma(P_{pred}) = \sigma_{epi.}(P_{pred})$ and $\sigma_{tot.}(P_{pred})$, representing the cases of epistemic only or the total uncertainty in quadrature between aleatoric and epistemic. The results show an improvement in performance, across all metrics, over the baseline as uncertainty is introduced into the decision making process. We also report the “rejection” fraction, which corresponds to the number of account that are held for further information to be acquired before classification. This additional information from uncertainty allows for more informed decisions, thereby impacting the decision-making process for Twitter/X

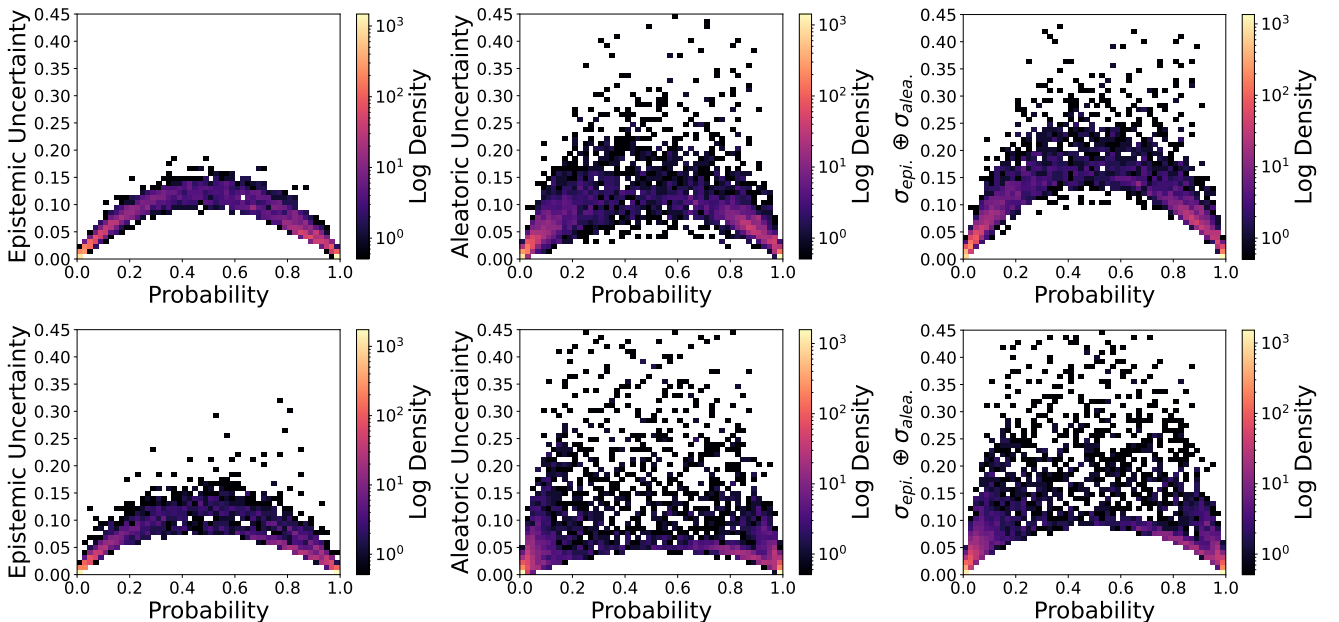


Figure 3. Uncertainty as a Function of Probability: Top row of plots are for the model trained on BLOC features, bottom row is for models trained on Botometer features. Note the parabolic like shape of the epistemic distribution, with maximum uncertainty around the decision boundary ($< p_{bot} >= 0.5$).

Subset	Model	BLOC			Botometer		
		Precision	Recall	F1	Precision	Recall	F1
Human (Test Split)	BNN	0.93	0.92	0.92	0.94	0.94	0.94
	DNN	0.92	0.91	0.91	0.93	0.93	0.93
	RF ³⁹	0.92	0.94	0.93	0.94	0.95	0.94
Bot (Test Split)	BNN	0.92	0.93	0.93	0.94	0.94	0.94
	DNN	0.91	0.92	0.91	0.93	0.93	0.93
	RF ³⁹	0.94	0.91	0.93	0.95	0.94	0.94
Excess Human	BNN	1.0	0.92	0.96	1.0	0.94	0.97
	DNN	1.0	0.44	0.61	1.0	0.50	0.67
	RF ³⁹	1.0	0.94	0.97	1.0	0.95	0.98

Table 1. Performance Comparison of Classifiers Using BLOC and Botometer Features: BNN used in our work, which is compared to a DNN and to a RF with features from BLOC and Botometer. Precision, recall and F1 have been computed for human accounts and bot accounts (using the test dataset which is a mixture of human and bot accounts), and using other bot accounts only not present in our test dataset to test generalization.

accounts, as further discussed below.

Dataset	Uncertainty	Accuracy	Human				Bot			
			Precision	Recall	F1-Score	Rejection (%)	Precision	Recall	F1-Score	Rejection (%)
BLOC	Baseline	92.474 \pm 0.003	0.93	0.92	0.92	0	0.92	0.93	0.93	0
	Epistemic	95.836 \pm 0.002	0.96	0.96	0.96	10.6	0.96	0.96	0.96	12.2
	Aleatoric	96.027 \pm 0.002	0.96	0.96	0.96	12.2	0.96	0.96	0.96	14.0
	Quadrature	96.608 \pm 0.002	0.96	0.97	0.97	15.5	0.97	0.97	0.97	17.6
Botometer	Baseline	93.863 \pm 0.002	0.94	0.94	0.94	0	0.94	0.94	0.94	0
	Epistemic	96.537 \pm 0.002	0.96	0.97	0.97	7.3	0.97	0.96	0.97	7.5
	Aleatoric	96.541 \pm 0.002	0.96	0.97	0.97	7.8	0.97	0.96	0.97	10.0
	Quadrature	97.172 \pm 0.002	0.97	0.98	0.97	10.3	0.98	0.97	0.97	12.1

Table 2. Performance Comparison with 3σ Uncertainty Thresholds: Evaluation of the uncertainty informed decision making process, in which a 3σ cut is applied on the probability around 0.5 to indicate whether decisions should be made about a user account. 3σ cuts are applied to the epistemic, aleatoric and uncertainties in quadrature. Note the increase in performance as specific accounts are withheld. Extra information from these accounts can be acquired to reduce uncertainty to a desirable threshold, or allow human intervention on more reasonable sample sizes.

Discussion

Our study details a fully Bayesian framework inspired by ELUQuant³⁸ to classify Twitter/X accounts as bots or humans, assessing its performance against DNNs and RF models. The BNN demonstrates comparable performance to both the DNN and RF models in terms of AUC, while providing additional information in the form of uncertainty. Crucial for decision-making at the account level. Closure tests affirm the robustness of our uncertainty quantification, in which we are able to decouple the aleatoric and epistemic components. By applying a 3σ uncertainty threshold, we observe improved accuracy and F1 scores, underscoring the utility of uncertainty-aware models in bot detection. This approach not only enhances predictive reliability but also provides deeper insights into model behavior, advancing the field’s understanding and application of probabilistic neural networks.

Our contribution should be framed in the context of end-to-end analysis pipelines using uncertainty at the account level. As we have shown, our design philosophy is agnostic to input, obtaining similar performance on both BLOC and Botometer features. The network itself can easily be adapted to more complex problems and deploy the same uncertainty aware procedures developed within. Specifically, using uncertainty to isolate subsets of accounts where the network has shown to be unreliable. These accounts can be further monitored over a period of time and reevaluated once more information has been obtained. Reducing the potential of false account suspension.

Methods

Bayesian Neural Networks

Bayesian Neural Networks (BNNs) are extensions of traditional Deep Neural Networks (DNNs), aiming to optimize distributions of weights at each layer.¹ The aim of BNNs is to approximate a posterior distribution over the weights, given a dataset $q(\mathbf{W}|D)$. This allows predictions of quantities through a posterior distribution $q(\mathbf{y}|\mathbf{x}, D)$, integrated over the weights. The formulation of such a posterior is intractable and therefore one must turn to Bayesian inference techniques during optimization. Traditional approaches define the posterior distribution to be a fully factorized Gaussian (diagonal covariance) $q(\mathbf{W})$, such that the evidence-lower bound (ELBO) can be maximized between the approximated posterior and the prior. Note that maximizing the ELBO is equivalent to minimizing the Kullback-Leibler (KL) Divergence. This assumption, although more advantageous, tends to be limiting in terms of learned network complexity. Another approach provided in Louizos and Welling⁴⁰, is to instead approximate the posterior as a product of fully factorized Gaussian and a mixing density, Eq. 2, where $q(\mathbf{z})$ is a vector of random variables. The random variables act multiplicatively on the means of the mixing density to reduce computational complexity.

$$q(\mathbf{W}) = \int q(\mathbf{W}|\mathbf{z})q(\mathbf{z})d\mathbf{z} \quad (2)$$

The result is a more flexible posterior distribution over the weights, capable of learning multi-modal dependencies between weights. However, this too becomes intractable, and therefore, an approximate lower bound of entropy must be constructed. This can be done through an auxiliary distribution $r(\mathbf{z}|\mathbf{W})$, equivalent to performing variational inference on an augmented probability space⁴⁰. Moreover, the approximated posterior remains true given the fact that the auxiliary distribution can be marginalized out. As stated in Louizos and Welling⁴⁰, the tightness of the bound on $q(\mathbf{W})$ (and therefore the quality of it) directly depends on the ability of $r(\mathbf{z}|\mathbf{W})$ to approximate the posterior of $q(\mathbf{z}|\mathbf{W})$, and is therefore chosen to be represented with inverse normalizing flows. The choice of normalizing flows allows analytic computation of the marginals through bijective transformations. The approximate posterior is then constrained through Eq. 3 during training, acting as a regularization term in conjunction with traditional loss functions.

$$\begin{aligned} \mathcal{L}_{KL} &= -KL(q(\mathbf{W})||p(\mathbf{W})) \\ &= \mathbb{E}_{q(\mathbf{W}, \mathbf{z}_T)}[-KL(q(\mathbf{W}|\mathbf{z}_{Tf})||p(\mathbf{W})) \\ &\quad + \log r(\mathbf{z}_{Tf}|\mathbf{W}) - \log q(\mathbf{z}_{Tf})] \end{aligned} \quad (3)$$

We also extend our network to capture the aleatoric uncertainty component using the methodology described in Kendal et al.⁴¹. For each input the network produces a latent variable \mathbf{f} , along with with the aleatoric uncertainty component $\mathbf{s} = \log \sigma$. We choose to interpret the network output (\mathbf{s}) as the logarithm of the uncertainty, allowing σ to be positive definite through an exponential transformation $\sigma = e^{\mathbf{s}}$. We then define a Gaussian distribution over the latent variate such that:

$$\begin{aligned} \hat{\mathbf{f}}|\mathbf{W} &\sim N(\mathbf{f}_W, \sigma_W) \\ p &= \text{Sigmoid}(\hat{\mathbf{f}}) \end{aligned} \quad (4)$$

where \mathbf{W} are the weights of the network. The expected log-likelihood, and therefore loss function is given by Eq. 5, where the subscript c denotes the associated class.

$$\log \mathbb{E}_{N(\mathbf{f}, \sigma)}[p_c] \quad (5)$$

As mentioned in Kendal et al.⁴¹, it is not possible to integrate out the Gaussian distribution, and as such Monte Carlo integration must be deployed. At training time this amounts to an extra sampling step to draw samples following Eq. 6 in which we take the expected value of the latent variable to produce our probability.

$$\hat{\mathbf{f}} = \mathbf{f}_W + \sigma_W \cdot \boldsymbol{\varepsilon}, \quad \boldsymbol{\varepsilon} \sim N(0, 1) \quad (6)$$

We inherit the design philosophy from Fanelli and Giroux³⁸, in which we first design a minimal complexity DNN as the basis for our BNN. Bayesian blocks characterized by Multiplicative Normalizing Flows (MNF) layers⁴⁰ are utilized at each layer. The analysis pipeline is shown in Fig. 4.

¹In contrast to their deterministic counterparts, which define a fixed set of weights over the model.

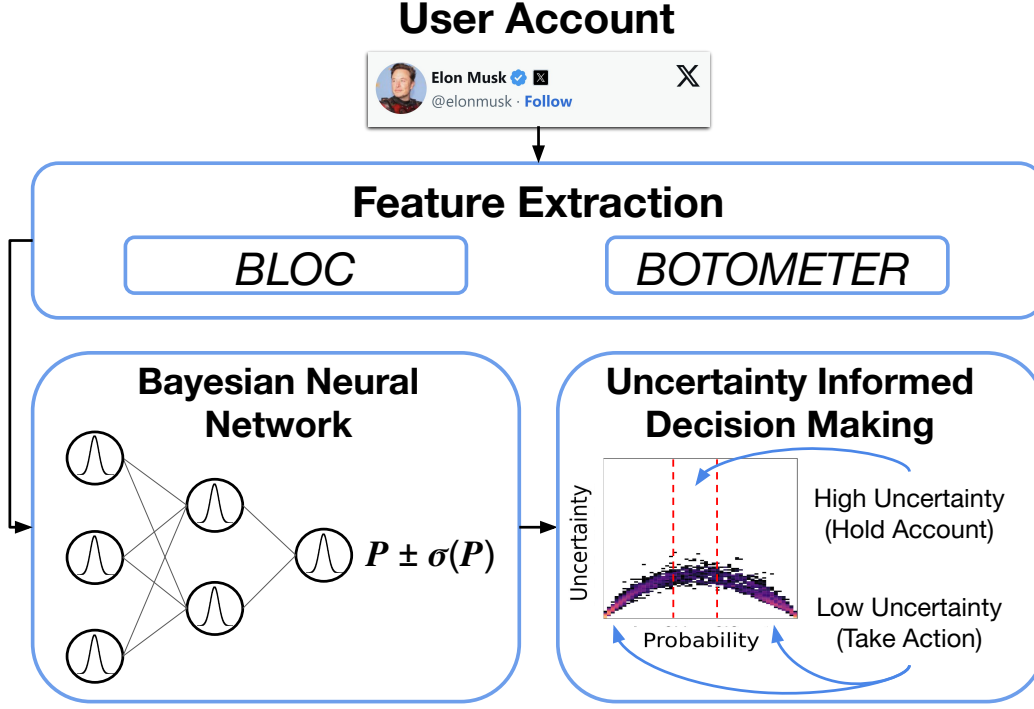


Figure 4. Analysis Pipeline: Schematic representation of uncertainty aware decision making in bot detection. The Bayesian Neural Network (BNN) structure is characterized by Multiplicative Normalizing Flows (MNF)⁴⁰, batch normalization, and SELU activation functions⁴². The output of the network is the probability of a bot account, along with the epistemic and aleatoric uncertainties. These uncertainties can be combined in quadrature.

As stated in Fanelli and Giroux³⁸, SELU activation functions, as presented by Klambauer et al.⁴², possess inherent self-normalizing properties, which ensure non-vanishing gradients. Their self-normalization nature could provide cases in which batch normalization is not needed, although this is data-dependent. We utilize SELU along with batch normalization to improve network convergence⁴². The output of the network provides a probability of the account being a bot given a BLOC input; a representation of both the accounts actions and content. The task is treated as a binary classification loss where we deploy Binary Cross-Entropy, Eq. 7, coupled to the KL term in Eq. 3.

$$\mathcal{L}_{BCE} = -\frac{1}{N} \sum_i y_i \cdot \log(p(y_i)) + (1 - y_i) \cdot \log(1 - p(y_i)) \quad (7)$$

The resulting loss function is the given by Eq. 8, where α is a scaling parameter to allow the contribution of the BCE term. Trivial optimization techniques showed values on the order of $\alpha \sim 10^{-4}$ to be suitable given the relative scales.

$$\mathcal{L} = \mathcal{L}_{BCE} + \alpha \mathcal{L}_{KL} \quad (8)$$

The network is trained using a traditional 70/15/15% split, in which we make the distribution of humans and bots equal prior to splitting. This removes any bias the network may incur due to class imbalance. This sampling results in an excess of human accounts which we use as additional performance measures. The Adam optimizer is used, along with a Cosine Annealing learning rate scheduler with an initial learning rate of 5×10^{-4} . We deploy early stopping, defining the convergence when the validation loss is no longer decreasing after five epochs. The number of epochs for early stopping is chosen to reflect the stability of the training and account for fluctuations. Information regarding training is summarized in Table. 3.

At inference, we sample a set of ten thousand weights from the network posterior for each account. This, in turn, provides a posterior distribution of the predicted probability of being a bot account. We then take the expected value (the mean) as the final probability and compute the standard deviation on this distribution to provide the epistemic (model) uncertainty. The aleatoric uncertainty is taken to be the average. In this case, we are assuming a Gaussian uncertainty profile on the output, which is a good approximation given the choice of Gaussian prior. Inference statistics can be found in Table. 4.

Training Parameter	value
Aleatoric Samples	1k
Batch Size	1024
Training GPU Memory	~ 2GB
Trainable Parameters	91,777
Initial Learning Rate	5×10^{-4}
Maximum Epochs	100
KL Scale	10^{-4}
Wall Time	~ 2 minutes
Network memory on local storage	~ 8 MB

Table 3. Training: Summary of training parameters and computational usage. Training is performed with an Intel i9-14900KF CPU, Nvidia RTX 4090 24GB GPU and 64GB of RAM.

Inference Parameter	value
Number of Samples (N)	10k
Batch Size (BLOC)	75
Batch Size (Botometer)	35
Inference GPU Memory	~ 17 GB
Inference Time per Event	~ 8ms

Table 4. Inference: Specification of performance at inference. Inference is performed with an Intel i9-14900KF CPU, Nvidia RTX 4090 24GB GPU and 64GB of RAM.

BLOC

The Behavioral Languages for Online Characterization (BLOC³⁵) provides formal languages that represent the behaviors of social media accounts irrespective of social media platform, user-agent (human or bot), or intent (malicious or benign). The BLOC formal languages are defined by a set of alphabets (*action* and *content*) and rules for generating BLOC strings which are tokenized to produce BLOC words. BLOC words which represent the behaviors of social media accounts, consist of symbols drawn from distinct alphabets representing an account’s actions and content. Fig. 5a illustrates a possible representation of a sequence of tweets by three different Twitter accounts, @NASA, @Alice, and @Bob. The @NASA account replied to a tweet, posted a tweet, and then re-shared (retweet) a tweet, resulting in the BLOC action sequence: *p.T.r.* Here, each action (*e.g.*, reply to) is represented by a single symbol (*e.g.*, *p*), and the dots represent long pauses (*e.g.*, > 1 minute) between actions.

Once generated, BLOC strings are be tokenized (Fig. 5b) into bi-grams (two-letter words), then we can represent any social media account as a vector of BLOC words. A collection of point vectors corresponding to multiple accounts make up the BLOC matrix in Fig. 5c. In this vector space model, each account is represented as a point (w_1, w_2, \dots, w_k) in k -dimensional vector space where each dimension i corresponds to a BLOC word. The weight w_i represents how well an account is described by word i . For each account a , we instantiated w_i with the TF-IDF weight⁴³, the product of the term frequency (TF) and the inverse document frequency (IDF):

$$w_i(a) = f_i(a) \left(1 + \log \frac{D}{d_i} \right) \quad (9)$$

where d_i is the number of accounts with word i and D is the total number of accounts.

Botometer

Botometer,² is a publicly available supervised machine learning system that classifies a given Twitter account as bot or human-controlled. Botometer-V4 (the current version of Botometer at the time of writing)²⁷ utilizes over 1,000 features that can be grouped into six categories that focus on different account characteristics including, metadata from the accounts (*e.g.*, numbers of friends and followers), retweet and mention networks, temporal features (*e.g.*, frequency of posts), content information, and sentiment. In the deployed system, different classifiers in an ensemble are trained on different accounts types, and then these classifiers vote to obtain the final bot score²⁷. Here however, we only utilize the representation power of Botometer by extracting its features which serve as input to BNN and DNN.

²botometer.org

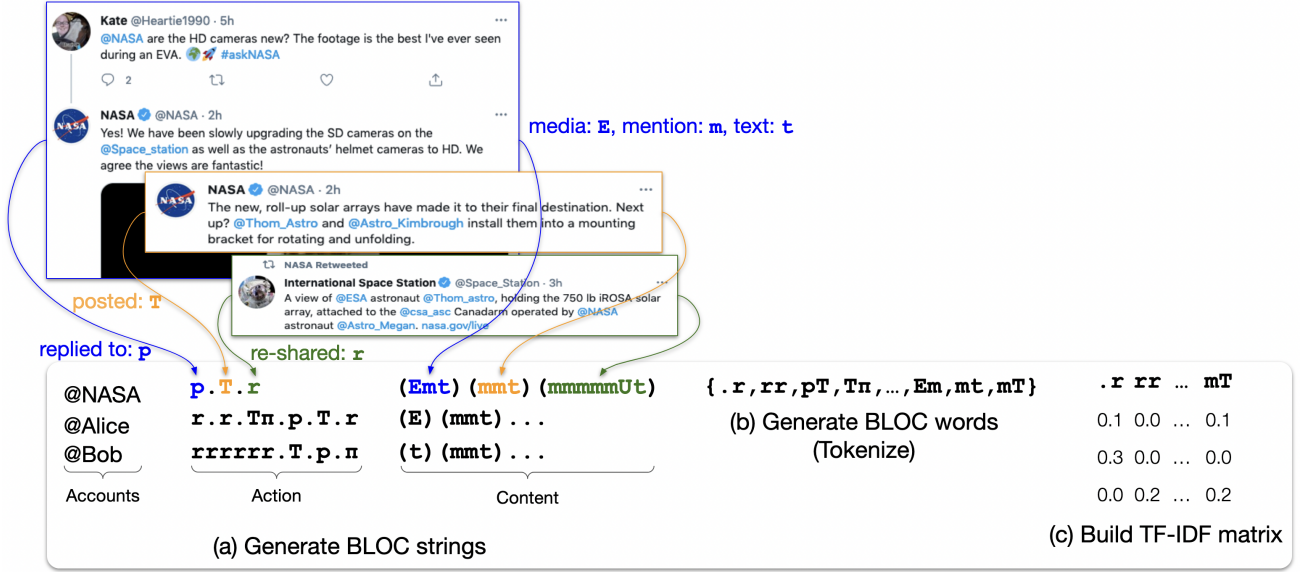


Figure 5. BLOC Process Summary: (a) BLOC action and content strings for three users, @NASA, @Alice, and @Bob. Using the action alphabet, the sequence of three tweets (a reply, an original tweet, and a retweet) by @NASA can be represented by three letters $p.T.r$ separated by dots (long pauses). Using the content alphabet, it can be represented by these sets of strings $(Emt)(mmt)(mmmmUmt)$ enclosed in parentheses. (b) After generating BLOC strings, they can be tokenized to generate words which are subsequently used to, (c) generate a matrix which serves as input to BNN and DNN.

Conclusion

Social bots remain a potent instrument malicious agents utilize to spread disinformation and manipulate the public on social media. To tackle the bot problem and mitigate their serious social, political, or economic harms, researchers have developed multiple bot detection algorithms and tools. However, bot detection continues to be a challenging unsolved problem, because bot behaviors are dynamic and heterogeneous (*e.g.*, spam, fake followers, amplifiers), and different training data and detection models capture a subset of these behaviors. This means that different detection models could disagree on whether to label the same account as bot or human-controlled, yet they do not produce any uncertainty to indicate how much we should trust their results.

We propose the first uncertainty-aware bot detection algorithm that combines bot detection with uncertainty quantification. Our method is agnostic to bot detection features, demonstrated by deploying it with two existing Twitter/X bot detection feature sets: BLOC and Botometer. Our algorithm captures uncertainty arising from randomness in the account feature space (aleatoric uncertainty) and the uncertainty introduced by the bot detection model (epistemic uncertainty). Notably, while every method can introduce epistemic uncertainty, our proposed architecture actively estimates and accounts for this uncertainty, unlike other methods that may ignore it, leading to potentially erroneous decisions. Furthermore, our method demonstrated exceptional performance, matching or surpassing traditional detection techniques.

Crucially, the uncertainty information of our method has multiple applications. First, it could inform more effective decision making by allowing social media platforms to carry out targeted interventions (*e.g.*, account suspension) for bots when predictions are made with high confidence and caution (*e.g.*, gathering more data) when predictions are uncertain. This could reduce errors associated with mislabeling accounts as bots. Additionally, uncertainty information can indicate anomalous behavior, raising additional flags for accounts exhibiting such patterns.

References

1. Dixon, S. J. Most popular social networks worldwide as of April 2024, ranked by number of monthly active users. <https://www.statista.com/statistics/272014/global-social-networks-ranked-by-number-of-users/> (2024). Accessed: 2024-07-03.
2. Twitter. Twitter Moderation Research Consortium. <https://transparency.twitter.com/en/reports/moderation-research.html> (2022). Accessed: 2023-10-04, Previously: <https://web.archive.org/web/20220903070658/https://transparency.twitter.com/en/reports/information-operations.html>.

3. Ferrara, E., Varol, O., Davis, C., Menczer, F. & Flammini, A. The rise of social bots. *Commun. ACM* **59**, 96–104 (2016). DOI: [10.1145/2818717](https://doi.org/10.1145/2818717).
4. Cresci, S. A decade of social bot detection. *Commun. ACM* **63**, 72–83 (2020). DOI: [10.1145/3409116](https://doi.org/10.1145/3409116).
5. Ratkiewicz, J. *et al.* Detecting and tracking political abuse in social media. In *Proc. Intl. AAAI Conf. on Weblogs and Social Media (ICWSM)* (2011). DOI: [10.1609/icwsml.v5i1.14127](https://doi.org/10.1609/icwsml.v5i1.14127).
6. Lazer, D. *et al.* The science of fake news. *Science* **359**, 1094–1096 (2018). DOI: [10.1126/science.aao2998](https://doi.org/10.1126/science.aao2998).
7. Grinberg, N., Joseph, K., Friedland, L., Swire-Thompson, B. & Lazer, D. Fake news on Twitter during the 2016 US presidential election. *Science* **363**, 374–378 (2019). DOI: [10.1126/science.aau2706](https://doi.org/10.1126/science.aau2706).
8. Himelein-Wachowiak, M. *et al.* Bots and misinformation spread on social media: Implications for COVID-19. *J. medical Internet research* **23**, e26933 (2021). DOI: [10.2196/26933](https://doi.org/10.2196/26933).
9. Cresci, S., Lillo, F., Regoli, D., Tardelli, S. & Tesconi, M. Cashtag piggybacking: Uncovering spam and bot activity in stock microblogs on Twitter. *ACM Transactions on Web (TWEB)* **13**, 1–27 (2019). DOI: [10.1145/3313184](https://doi.org/10.1145/3313184).
10. Pacheco, D. *et al.* Uncovering coordinated networks on social media: Methods and case studies. In *Proc. Intl. AAAI Conf. on Web and Social Media (ICWSM)*, vol. 15, 455–466 (2021). DOI: [10.1609/icwsml.v15i1.18075](https://doi.org/10.1609/icwsml.v15i1.18075).
11. Graham, T. & FitzGerald, K. M. Bots, Fake News and Election Conspiracies: Disinformation During the Republican Primary Debate and the Trump Interview. *QUT Open Press. Reports* (2023). DOI: [10.5204/rep.eprints.242533](https://doi.org/10.5204/rep.eprints.242533).
12. Yang, K.-C., Ferrara, E. & Menczer, F. Botometer 101: Social bot practicum for computational social scientists. *J. computational social science* **5**, 1511–1528 (2022). DOI: [10.1007/s42001-022-00177-5](https://doi.org/10.1007/s42001-022-00177-5).
13. Clayton, J. Doubts cast over Elon Musk’s Twitter bot claims. <https://www.bbc.com/news/technology-62571733> (2023).
14. Commission, E. Commission sends preliminary findings to X for breach of the Digital Services Act. https://ec.europa.eu/commission/presscorner/detail/en/ip_24_3761 (2024). Accessed: 2024-07-16.
15. Rasmussen, C. E. Gaussian processes in machine learning. In *Summer school on machine learning*, 63–71, DOI: https://doi.org/10.1007/978-3-540-28650-9_4 (Springer, 2003).
16. Schiffrin, A. Disinformation and democracy: The internet transformed protest but did not improve democracy. *J. Int. Aff.* **71**, 117–126 (2017). JSTOR: [26494367](https://www.jstor.org/stable/26494367).
17. Woolley, S. C. & Howard, P. N. *Computational propaganda: political parties, politicians, and political manipulation on social media* (Oxford University Press, 2018). DOI: [10.1093/oso/9780190931407.001.0001](https://doi.org/10.1093/oso/9780190931407.001.0001).
18. Tasnim, S., Hossain, M. M. & Mazumder, H. Impact of rumors and misinformation on covid-19 in social media. *J. Prev. Medicine Public Heal.* **53**, 171–174 (2020). DOI: [10.3961/jpmph.20.094](https://doi.org/10.3961/jpmph.20.094).
19. Allington, D., Duffy, B., Wessely, S., Dhavan, N. & Rubin, J. Health-protective behaviour, social media usage and conspiracy belief during the covid-19 public health emergency. *Psychol. medicine* **51**, 1763–1769 (2021). DOI: [10.1017/S003329172000224X](https://doi.org/10.1017/S003329172000224X).
20. Pierri, F. *et al.* Online misinformation is linked to early COVID-19 vaccination hesitancy and refusal. *Sci. Reports* **12**, 5966 (2022). DOI: [10.1038/s4159802210070w](https://doi.org/10.1038/s4159802210070w).
21. Max Fisher. Syrian hackers claim AP hack that tipped stock market by \$136 billion. Is it terrorism. <https://archive.ph/VJzwk> (2013). Accessed: 2022-04-12.
22. Lee, K., Eoff, B. D. & Caverlee, J. Seven months with the devils: A long-term study of content polluters on Twitter. In *Proc. Intl. AAAI Conf. on Web and Social Media (ICWSM)* (2011). DOI: [10.1609/icwsml.v5i1.14106](https://doi.org/10.1609/icwsml.v5i1.14106).
23. Davis, C. A., Varol, O., Ferrara, E., Flammini, A. & Menczer, F. Botornot: A system to evaluate social bots. In *Proc. of Intl. Conf. Companion on World Wide Web*, 273–274 (2016). DOI: [10.1145/2872518.2889302](https://doi.org/10.1145/2872518.2889302).
24. Varol, O., Ferrara, E., Davis, C. A., Menczer, F. & Flammini, A. Online human-bot interactions: Detection, estimation, and characterization. In *Proc. Intl. AAAI Conf. on Web and Social Media (ICWSM)* (2017). DOI: [10.1609/icwsml.v11i1.14871](https://doi.org/10.1609/icwsml.v11i1.14871).
25. Gilani, Z., Farahbakhsh, R., Tyson, G., Wang, L. & Crowcroft, J. Of bots and humans (on Twitter). In *Proc. of Intl. Conf. on Advances in Social Networks Analysis and Mining (ASONAM)*, 349–354 (ACM, 2017). DOI: [10.1145/3110025.3110090](https://doi.org/10.1145/3110025.3110090).
26. Yang, K.-C. *et al.* Arming the public with artificial intelligence to counter social bots. *Hum. Behav. Emerg. Technol.* **1**, 48–61 (2019). DOI: [10.1002/hbe2.115](https://doi.org/10.1002/hbe2.115).

27. Sayyadiharikandeh, M., Varol, O., Yang, K.-C., Flammini, A. & Menczer, F. Detection of novel social bots by ensembles of specialized classifiers. In *Proc. of ACM Intl. Conf. on Information & Knowledge Management (CIKM)*, 2725–2732 (2020). DOI: [10.1145/3340531.3412698](https://doi.org/10.1145/3340531.3412698).
28. Yang, K.-C., Varol, O., Hui, P.-M. & Menczer, F. Scalable and generalizable social bot detection through data selection. In *Proc. of AAAI Conf. on Artificial Intelligence (AAAI)*, 1096–1103 (2020). DOI: [10.1609/aaai.v34i01.5460](https://doi.org/10.1609/aaai.v34i01.5460).
29. Yardi, S., Romero, D., Schoenebeck, G. *et al.* Detecting spam in a Twitter network. *First Monday* **15** (2010). DOI: [10.5210/fm.v15i1.2793](https://doi.org/10.5210/fm.v15i1.2793).
30. Cresci, S., Di Pietro, R., Petrocchi, M., Spognardi, A. & Tesconi, M. Social fingerprinting: detection of spambot groups through dna-inspired behavioral modeling. *IEEE Transactions on Dependable Secur. Comput.* **15**, 561–576 (2017). DOI: [10.1109/TDSC.2017.2681672](https://doi.org/10.1109/TDSC.2017.2681672).
31. Cresci, S., Di Pietro, R., Petrocchi, M., Spognardi, A. & Tesconi, M. Exploiting digital DNA for the analysis of similarities in Twitter behaviours. In *IEEE Intl. Conf. on Data Science and Advanced Analytics (DSAA)*, 686–695 (IEEE, 2017). DOI: [10.1109/DSAA.2017.57](https://doi.org/10.1109/DSAA.2017.57).
32. Mazza, M., Cresci, S., Avvenuti, M., Quattrocioni, W. & Tesconi, M. Rtbust: Exploiting temporal patterns for botnet detection on Twitter. In *Proc. of ACM Conference on Web Science (WebSci)*, 183–192 (2019). DOI: [10.1145/3292522.3326015](https://doi.org/10.1145/3292522.3326015).
33. Beskow, D. M. & Carley, K. M. Bot conversations are different: leveraging network metrics for bot detection in Twitter. In *IEEE/ACM Intl. Conf. on Advances in Social Networks Analysis and Mining (ASONAM)*, 825–832 (IEEE, 2018). DOI: [10.1109/ASONAM.2018.8508322](https://doi.org/10.1109/ASONAM.2018.8508322).
34. Cresci, S., Di Pietro, R., Spognardi, A., Tesconi, M. & Petrocchi, M. Demystifying misconceptions in social bots research (2023). (arXiv:[2303.17251](https://arxiv.org/abs/2303.17251)).
35. Nwala, A. C., Flammini, A. & Menczer, F. A language framework for modeling social media account behavior. *EPJ Data Sci.* **12**, 33 (2023). DOI: [10.1140/epjds/s13688-023-00410-9](https://doi.org/10.1140/epjds/s13688-023-00410-9).
36. Taheri, R. UNBUS: Uncertainty-aware Deep Botnet Detection System in Presence of Perturbed Samples (2022). (arXiv:[2204.09502](https://arxiv.org/abs/2204.09502)).
37. Abdar, M. *et al.* A review of uncertainty quantification in deep learning: Techniques, applications and challenges. *Inf. fusion* **76**, 243–297 (2021). DOI: [10.1016/j.inffus.2021.05.008](https://doi.org/10.1016/j.inffus.2021.05.008).
38. Fanelli, C. & Giroux, J. ELUQuant: event-level uncertainty quantification in deep inelastic scattering. *Mach. Learn. Sci. Technol.* **5**, 015017 (2024). DOI: [10.1088/2632-2153/ad2098](https://doi.org/10.1088/2632-2153/ad2098).
39. Nwala, A. C., Flammini, A. & Menczer, F. A General Language for Modeling Social Media Account Behavior. *arXiv* (2022). (arXiv:[2211.00639](https://arxiv.org/abs/2211.00639)).
40. Louizos, C. & Welling, M. Multiplicative Normalizing Flows for Variational Bayesian Neural Networks. In Precup, D. & Teh, Y. W. (eds.) *Proceedings of the 34th International Conference on Machine Learning*, vol. 70 of *Proceedings of Machine Learning Research*, 2218–2227 (PMLR, 2017). (arXiv:[1703.01961](https://arxiv.org/abs/1703.01961)).
41. Kendall, A. & Gal, Y. What uncertainties do we need in bayesian deep learning for computer vision? *Adv. neural information processing systems* **30** (2017). (arXiv:[1703.04977](https://arxiv.org/abs/1703.04977)).
42. Klambauer, G., Unterthiner, T., Mayr, A. & Hochreiter, S. Self-Normalizing Neural Networks. In Guyon, I. *et al.* (eds.) *Advances in Neural Information Processing Systems*, vol. 30 (Curran Associates, Inc., 2017). (arXiv:[1706.02515](https://arxiv.org/abs/1706.02515)).
43. Sparck Jones, K. A statistical interpretation of term specificity and its application in retrieval. *J. Documentation* **28**, 11–21 (1972). DOI: [10.1108/eb026526](https://doi.org/10.1108/eb026526).

Acknowledgements

We thank William & Mary for supporting the work of CF and JG through CF’s start-up funding. The authors acknowledge William & Mary Research Computing for providing computational resources and technical support that have contributed to the results reported within this article.

Code Availability

The code used for this work is available at <https://github.com/wmdataphys/UncertaintyAwareBotDetection>