
FSP-LAPLACE: Function-Space Priors for the Laplace Approximation in Bayesian Deep Learning

Tristan Cinquin*

University of Tübingen

tristan.cinquin@uni-tuebingen.de

Marvin Pförtner*

University of Tübingen

marvin.pfoertner@uni-tuebingen.de

Vincent Fortuin

Helmholtz AI, TU Munich

vincent.fortuin@tum.de

Philipp Hennig

University of Tübingen

philipp.hennig@uni-tuebingen.de

Robert Bamler

University of Tübingen

robert.bamler@uni-tuebingen.de

Abstract

Laplace approximations are popular techniques for endowing deep networks with epistemic uncertainty estimates as they can be applied without altering the predictions of the neural network, and they scale to large models and datasets. While the choice of prior strongly affects the resulting posterior distribution, computational tractability and lack of interpretability of weight space typically limit the Laplace approximation to isotropic Gaussian priors, which are known to cause pathological behavior as depth increases. As a remedy, we directly place a prior on function space. More precisely, since Lebesgue densities do not exist on infinite-dimensional function spaces, we have to recast training as finding the so-called weak mode of the posterior measure under a Gaussian process (GP) prior restricted to the space of functions representable by the neural network. Through the GP prior, one can express structured and interpretable inductive biases, such as regularity or periodicity, directly in function space, while still exploiting the implicit inductive biases that allow deep networks to generalize. After model linearization, the training objective induces a negative log-posterior density to which we apply a Laplace approximation, leveraging highly scalable methods from matrix-free linear algebra. Our method provides improved results where prior knowledge is abundant, e.g., in many scientific inference tasks. At the same time, it stays competitive for black-box regression and classification tasks where neural networks typically excel.

1 Introduction

Neural networks (NN) have become the workhorse for many machine learning tasks, but they do not quantify the uncertainty arising from data scarcity—the *epistemic* uncertainty. They are therefore incapable of providing a measure of confidence along with their predictions, which is needed for safety-critical applications, decision making, and scientific modeling [1–3]. As a solution, Bayesian neural networks (BNNs) cast training as approximating the Bayesian posterior distribution over the weights (i.e., the distribution of the model parameters given the training data), thus naturally capturing epistemic uncertainty. Various methods exist for approximating the (intractable) posterior, either

*Equal contribution

by a set of samples (MCMC) or by a parametric distribution (e.g., variational inference or Laplace approximation). While sampling methods are asymptotically exact for large numbers of samples, they are typically expensive for large models, whereas variational inference (VI) and the Laplace approximation are popular because they are scalable. The Laplace approximation is a particularly appealing method as it does not alter the maximum-a-posteriori (MAP) predictions. Compared to VI, its differential nature allows the Laplace approximation to scale to large datasets and models, and has been shown to provide well-calibrated uncertainty estimates [4, 5].

The need for function-space priors in BNNs. While the choice of prior strongly influences the uncertainty estimates obtained from the posterior [6, 7], there are hardly any methods for elicitation of informative priors in the literature on BNNs, with the notable exceptions of Sun et al. [8] and Tran et al. [9]. This is not just a conceptual issue. For instance, the default isotropic Gaussian prior, commonly thought of as uninformative, actually carries incorrect beliefs about the posterior (uni-modality, independent weights, etc.) [6, 10] and has known pathologies in deep NNs [9]. As network weights are not interpretable, formulating a good prior on them is virtually impossible. Current methods work around this issue by model selection, either through expensive cross-validation, or type-II maximum likelihood estimation with a Laplace approximation under an isotropic Gaussian prior, which can only be computed exactly for small networks, and has known issues with normalization layers [11, 12]. As a solution, Sun et al. [8] proposed a VI method to specify priors directly on the function implemented by the BNN, with promising results. Function-space priors incorporate interpretable knowledge about the variance, regularity, periodicity, or length scale, building on the extensive Gaussian Process (GP) literature [13]. But it turns out that the method by Sun et al. [8] is difficult to use in practice: the Kullback-Leibler (KL) divergence regularizing VI is infinite for many function-space priors of interest [14], and estimating finite variants of it is challenging [15].

Here, we address the lack of a procedure to specify informative priors in the Laplace approximation by proposing a method to use interpretable GP priors. Motivated by MAP estimation theory, our method first derives an objective function that regularizes the neural network in function space and whose minimizer corresponds to the MAP estimator of a GP on the space of functions represented by the network. We then apply the Laplace approximation to the log-posterior density induced by the objective, allowing us to effectively incorporate beliefs from a GP prior into a deep network (see Figure 1). Efficient matrix-free methods from numerical linear algebra allow scaling to large models and datasets. We demonstrate the effectiveness of our method by showing improved results in cases where prior knowledge is available and competitive performance for black-box regression and classification tasks where neural networks typically excel. We make the following contributions:

1. We propose a novel objective regularizing deep nets in function space using a GP prior.
2. We develop an efficient and scalable Laplace approximation that endows the neural network with epistemic uncertainty reflecting the beliefs specified by the GP prior.
3. A range of experiments shows that our method improves performance on tasks with prior knowledge in the form of a kernel, while showing competitive performance for black-box regression, classification, out-of-distribution detection, and Bayesian optimization tasks.

2 Preliminaries: Laplace approximation in weight space

Consider a dataset $\mathbb{D} = (\mathbf{X}, \mathbf{Y})$ of inputs $\mathbf{X} = (\mathbf{x}^{(i)})_{i=1}^n \in \mathbb{X}^n$ and targets $\mathbf{Y} = (\mathbf{y}^{(i)})_{i=1}^n \in \mathbb{Y}^n$. We consider a model of the data that is parameterized by a neural network $\mathbf{f}: \mathbb{X} \times \mathbb{W} \rightarrow \mathbb{R}^{d'}$ with weights $\mathbf{w} \in \mathbb{W} \subset \mathbb{R}^p$, a likelihood $p(\mathbf{Y} | \mathbf{f}(\mathbf{X}, \mathbf{w})) := \prod_{i=1}^n p(\mathbf{y}^{(i)} | \mathbf{f}(\mathbf{x}^{(i)}, \mathbf{w}))$, and a prior $p(\mathbf{w})$.

We seek the Bayesian posterior $p(\mathbf{w} | \mathbb{D}) \propto p(\mathbf{Y} | \mathbf{f}(\mathbf{X}, \mathbf{w}))p(\mathbf{w})$. As it is intractable in BNNs, approximate inference methods have been developed. The Laplace approximation [16] approximates the posterior by a Gaussian distribution $q(\mathbf{w} = \mathbf{w}) = \mathcal{N}(\mathbf{w}; \mathbf{w}^*, \mathbf{\Lambda}^{-1})$, whose parameters are obtained by finding a MAP estimate $\mathbf{w}^* \in \arg \min_{\mathbf{w} \in \mathbb{W}} R_{\text{WS}}(\mathbf{w})$ of the weights, where

$$R_{\text{WS}}(\mathbf{w}) := -\log p(\mathbf{w} | \mathbb{D}) = -\log p(\mathbf{w}) - \sum_{i=1}^n \log p(\mathbf{y}^{(i)} | \mathbf{f}(\mathbf{x}^{(i)}, \mathbf{w})) + \text{const.} \quad (2.1)$$

and computing the Hessian of the negative log-posterior $\mathbf{\Lambda} = -\mathbf{H}_{\mathbf{w}} \log p(\mathbf{w} | \mathbb{D})|_{\mathbf{w}=\mathbf{w}^*} \in \mathbb{R}^{p \times p}$.

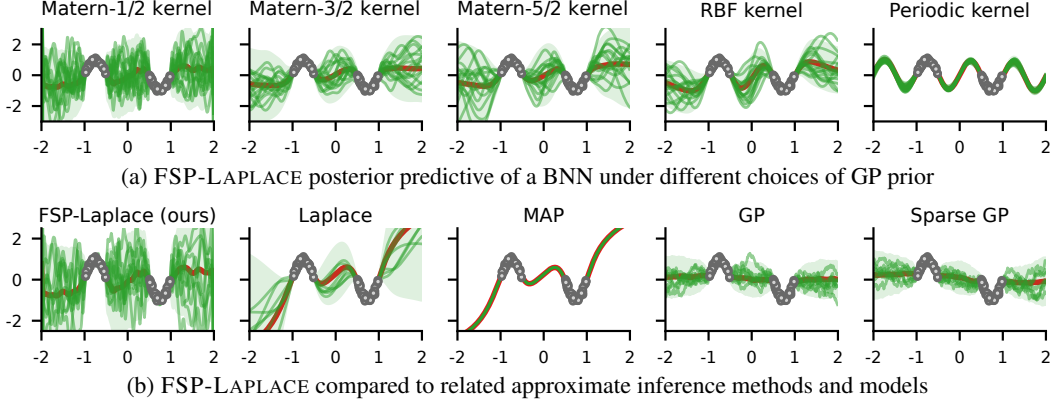


Figure 1: FSP-LAPLACE allows for efficient approximate Bayesian neural network (BNN) inference under interpretable function space priors. Using our method, it is possible to encode functional properties like smoothness, lengthscale, or periodicity through a Gaussian process (GP) prior. The gray data points in the plots are noisy observations of a periodic function.

The linearized Laplace approximation Computing Λ involves the Hessian of the neural network w.r.t. its weights. This is generally associated with high computational cost. To make the Laplace approximation scalable, it is common to linearize the network around w^* before computing Λ [17],

$$f(x, w) \approx f(x, w^*) + J_{w^*}(x)(w - w^*) =: f^{\text{lin}}(x, w) \quad (2.2)$$

with Jacobian $J_{w^*}(x) = D_w f(x, w)|_{w=w^*}$. Thus, the approximate posterior precision matrix Λ is

$$\Lambda = -H_w \log p(w | \mathbb{D})|_{w=w^*} = -H_w \log p(w)|_{w=w^*} - \underbrace{\sum_{i=1}^n J_{w^*}(x^{(i)})^\top L_{w^*}^{(i)} J_{w^*}(x^{(i)})}_{= -H_w \log p(Y | f^{\text{lin}}(X, w))|_{w=w^*}},$$

where $L_{w^*}^{(i)} = H_f p(y^{(i)} | f)|_{f=f(x^{(i)}, w^*)}$. The Hessian of the negative log-likelihood (NLL) under the linearized network coincides with the *generalized Gauss-Newton matrix* (GGN) of the NLL under the non-linearized network. The GGN is equal to the Hessian if the model perfectly fits the data, or if $f(x^{(i)}, \cdot)$ is linear for all $i = 1, \dots, n$. Crucially, the GGN is positive-(semi)definite even if $-H_w \log p(Y | f(X, w))|_{w=w^*}$ is not.

3 FSP-LAPLACE: Laplace approximation under function-space priors

A conventional Laplace approximation to BNNs requires a prior in weight space, with the issues discussed in Section 1. In the following, we present FSP-LAPLACE, a method for computing Laplace approximations under interpretable GP priors in function space. Section 3.1 introduces an objective function that is a log-density under local linearization. Section 3.1 proposes a scalable algorithm for the linearized Laplace approximation with a function-space prior using matrix-free linear algebra.

3.1 Laplace approximations in function space

We motivate our Laplace approximation in function space through the lens of MAP estimation in an (infinite-dimensional) function space (Section 3.1) under a GP prior. As Lebesgue densities do not exist in (infinite-dimensional) function spaces, we cannot minimize Equation (2.1) to find the MAP estimate. We address this issue using a generalized notion of MAP estimation, resulting in a minimizer of a regularized objective on the reproducing kernel Hilbert space \mathbb{H}_Σ .

MAP estimation in neural networks under Gaussian process priors The first step of the Laplace approximation is to find a MAP estimate of the neural network weights w , i.e., the minimizer of the negative log-density function in Equation (2.1) w.r.t. the Lebesgue measure as a “neutral” reference measure. In our method, we regularize the neural network in function space using a

d' -output GP prior $\mathbf{f} \sim \mathcal{GP}(\boldsymbol{\mu}, \boldsymbol{\Sigma})$ with index set \mathbb{X} . However, since (nonparametric) GPs take values in infinite-dimensional (Banach) spaces of functions, no such reference Lebesgue measure exists [18]. Rather, the GP induces a prior *measure* $P_{\mathbb{B}}$ on such spaces [19, Section B.2]. We are thus interested in finding the “mode” of the posterior measure $P_{\mathbb{B}}^Y$ under $P_{\mathbb{B}}$ defined by the Radon-Nikodym derivative $P_{\mathbb{B}}^Y(d\mathbf{f}) \propto \exp(-\Phi^Y(d\mathbf{f})) P_{\mathbb{B}}(d\mathbf{f})$ where Φ^Y is the *potential*, in essence the negative log-likelihood functional of the model. Similar to Bayes’ rule in finite dimensions, this Radon-Nikodym derivative relates the prior measure to the posterior measure by reweighting and can thus be thought of as a generalization of a likelihood. Since there is no Lebesgue measure, the (standard) mode is undefined, and we therefore use the framework in Lambley [20], which works with so-called *weak modes*.

Definition 1 (Weak Mode [see e.g., 20, Definition 2.1]). Let \mathbb{B} be a separable Banach space and let P be a probability measure on $(\mathbb{B}, \mathcal{B}(\mathbb{B}))$. A *weak mode* of P is any point $\mathbf{f}^* \in \text{supp } \mathbb{B}$ such that

$$\limsup_{r \downarrow 0} \frac{P(B_r(\mathbf{f}))}{P(B_r(\mathbf{f}^*))} \leq 1 \quad \text{for all } \mathbf{f} \in \mathbb{B}.$$

The intuition for the weak mode is the same as for the finite-dimensional mode (indeed they coincide when a Lebesgue measure exists), but the weak mode generalizes this notion to infinite-dimensional (separable) Banach spaces. Under certain technical assumptions on the GP prior $\mathbf{f} \sim \mathcal{GP}(\boldsymbol{\mu}, \boldsymbol{\Sigma})$ and the potential Φ^Y (Assumptions A.1 and A.2), Lambley [20] shows that any solution to

$$\arg \min_{\mathbf{f} \in \mathbb{H}_{\boldsymbol{\Sigma}}} \underbrace{\Phi^Y(\mathbf{f}) + \frac{1}{2} \|\mathbf{f} - \boldsymbol{\mu}\|_{\mathbb{H}_{\boldsymbol{\Sigma}}}^2}_{=: R_{\text{FSP}}(\mathbf{f})} \quad (3.1)$$

is a weak mode of the posterior probability measure $P_{\mathbb{B}}^Y$.

Now that we know that the weak mode of the posterior measure $P_{\mathbb{B}}^Y$ is the solution to an optimization problem in the RKHS $\mathbb{H}_{\boldsymbol{\Sigma}}$, we can relate it to an optimization problem in weight space \mathbb{W} , for which we can apply tools from deep learning. Informally speaking, we assume that the intersection of the set of functions represented by the neural network $\mathbb{F} := \{\mathbf{f}(\cdot, \mathbf{w}) : \mathbf{w} \in \mathbb{W}\} \subset (\mathbb{R}^{d'})^{\mathbb{X}}$ and $\mathbb{H}_{\boldsymbol{\Sigma}}$ is non-empty, and constrain the optimization problem in Equation (3.1) such that \mathbf{f} belongs to both sets

$$\arg \min_{\mathbf{f} \in \mathbb{H}_{\boldsymbol{\Sigma}} \cap \mathbb{F}} R_{\text{FSP}}(\mathbf{f}) \quad (3.2)$$

Unfortunately, the framework by Lambley [20] cannot give probabilistic meaning to optimization problems with hard constraints of the form $\mathbf{f} \in \mathbb{F}$. To address this, we adopt and elaborate on the informal strategy from Chen et al. [21, Remark 2.4], leaving a full proof for future work. Denote by $d_{\mathbb{B}}(\mathbf{f}, \mathbb{F}) := \inf_{\mathbf{f}_0 \in \mathbb{F}} \|\mathbf{f}_0 - \mathbf{f}\|_{\mathbb{B}}$ the distance of a function $\mathbf{f} \in \mathbb{B}$ to the set $\mathbb{F} \subset \mathbb{B}$. Under Assumption A.3, $d_{\mathbb{B}}(\mathbf{f}, \mathbb{F}) = 0$ if and only if $\mathbf{f} \in \mathbb{F}$ by Lemma A.2. Hence, we can relax the constraint $\mathbf{f} \in \mathbb{F}$ by adding $\frac{1}{\lambda} d_{\mathbb{B}}(\mathbf{f}, \mathbb{F})$ to the objective in Equation (3.1). The resulting optimization problem then has a rigorous probabilistic interpretation:

Proposition 1. Let Assumptions A.1 to A.3 hold. For $\lambda > 0$, define $\Phi^{Y,\lambda} : \mathbb{B} \rightarrow \mathbb{R}, \mathbf{f} \mapsto \Phi^Y(\mathbf{f}) + \lambda^{-1} d_{\mathbb{B}}(\mathbf{f}, \mathbb{F})$. A function \mathbf{f}^* is a weak mode of the posterior measure $P_{\mathbb{B}}(d\mathbf{f}) \propto \exp(-\Phi^Y(d\mathbf{f})) P_{\mathbb{B}}^Y(d\mathbf{f})$ if and only if $\mathbf{f}^* \in \mathbb{H}_{\boldsymbol{\Sigma}}$ minimizes

$$R_{\text{FSP}}^{\lambda} : \mathbb{H}_{\boldsymbol{\Sigma}} \rightarrow \mathbb{R}, \mathbf{f} \mapsto \Phi^{Y,\lambda}(\mathbf{f}) + \frac{1}{2} \|\mathbf{f} - \boldsymbol{\mu}\|_{\mathbb{H}_{\boldsymbol{\Sigma}}}^2.$$

Intuitively speaking, the term $\frac{1}{\lambda} d_{\mathbb{B}}(\mathbf{f}, \mathbb{F})$ forces the minimizers of R_{FSP}^{λ} to converge to functions in \mathbb{F} as $\lambda \rightarrow 0$. This is formalized in Proposition 2.

Proposition 2. Let $\{\lambda_n\}_{n \in \mathbb{N}} \subset \mathbb{R}_{>0}$ with $\lambda_n \rightarrow 0$, and $\{\mathbf{f}_n^*\}_{n \in \mathbb{N}} \subset \mathbb{H}_{\boldsymbol{\Sigma}}$ such that \mathbf{f}_n^* is a minimizer of $R_{\text{FSP}}^{\lambda_n}$. Then $\{\mathbf{f}_n^*\}_{n \in \mathbb{N}}$ has an $\mathbb{H}_{\boldsymbol{\Sigma}}$ -weakly convergent subsequence with limit $\mathbf{f}^* \in \mathbb{F}$.

We conjecture that $\mathbf{f}^* \in \mathbb{F}$ is a minimizer of Equation (3.2).

Finally, under certain technical assumptions, Theorem 4.4 from Cockayne et al. [22] can be used to show that, as $\lambda \rightarrow 0$, $P_{\mathbb{B}}^{Y,\lambda}$ converges² to $P_{\mathbb{F}}^Y$ defined by the Radon-Nikodym derivative $P_{\mathbb{F}}^Y(d\mathbf{f}) \propto \exp(-\Phi^Y(d\mathbf{f})) P_{\mathbb{F}}(d\mathbf{f})$ where $P_{\mathbb{F}}$ is the regular conditional probability measure $P_{\mathbb{B}}(\cdot | \mathbf{f} \in \mathbb{F})$.

²w.r.t. an integral probability metric (IPM)

The FSP-LAPLACE objective as an unnormalized log-density. After training the neural network using the objective function $R_{\text{FSP}}(\mathbf{w}) := R_{\text{FSP}}(\mathbf{f}(\cdot, \mathbf{w}))$, we intuitively want to use the same objective function to compute an approximate posterior over the weights using a Laplace approximation. For this to be well-defined, $R_{\text{FSP}}(\mathbf{w})$ needs to be a valid unnormalized negative log-density, i.e., $\mathbf{w} \mapsto \exp(-R_{\text{FSP}}(\mathbf{w}))$ needs to be integrable. However, due to continuous symmetries in the weights, this often fails to be the case.

Our method works around this issue by means of local linearization. More precisely, after training, we linearize the network around \mathbf{w}^* and apply a Laplace approximation to $R_{\text{FSP}}^{\text{lin}}(\mathbf{w}) := R_{\text{FSP}}(\mathbf{f}^{\text{lin}}(\cdot, \mathbf{w}))$. The RKHS regularizer in $R_{\text{FSP}}^{\text{lin}}$ can be rewritten as

$$\frac{1}{2} \|\mathbf{f}^{\text{lin}}(\cdot, \mathbf{w}) - \boldsymbol{\mu}\|_{\mathbb{H}_{\Sigma}}^2 = \frac{1}{2} (\mathbf{w} - \boldsymbol{\mu}_{\mathbf{w}^*})^\top \boldsymbol{\Sigma}_{\mathbf{w}^*}^\dagger (\mathbf{w} - \boldsymbol{\mu}_{\mathbf{w}^*}) + \text{const.},$$

where $(\boldsymbol{\Sigma}_{\mathbf{w}^*}^\dagger)_{ij} := \langle (\mathbf{J}_{\mathbf{w}^*})_i, (\mathbf{J}_{\mathbf{w}^*})_j \rangle_{\mathbb{H}_{\Sigma}}$, $\mathbf{v}_i := \langle (\mathbf{J}_{\mathbf{w}^*})_i, \mathbf{f}(\cdot, \mathbf{w}^*) - \boldsymbol{\mu} \rangle_{\mathbb{H}_{\Sigma}}$, $\boldsymbol{\mu}_{\mathbf{w}^*} := \mathbf{w}^* - \boldsymbol{\Sigma}_{\mathbf{w}^*} \mathbf{v}$. Crucially, $\boldsymbol{\Sigma}_{\mathbf{w}^*}$ is positive-(semi)definite, which means that $R_{\text{FSP}}^{\text{lin}}$ is normalizable so long as $\mathbb{W} \subset \text{im}(\boldsymbol{\Sigma}_{\mathbf{w}^*})$. Note that this approximation also induces a (potentially degenerate) Gaussian “prior” $\mathbf{w} \sim \mathcal{N}(\boldsymbol{\mu}_{\mathbf{w}^*}, \boldsymbol{\Sigma}_{\mathbf{w}^*})$ over the weights.

Using model linearization, we can also establish a correspondence between the Gaussian process prior in function space and the induced prior over the weights. Namely, the resulting expression is the Lebesgue density of the \mathbb{H}_{Σ} -orthogonal projection of the GP prior onto the finite-dimensional subspace spanned by the “feature functions” learned by the neural network $(\mathbf{J}_{\mathbf{w}^*})_i$. Hence, our model inherits the prior structure in function space on the features induced by the Jacobian, zeroing out the probability mass in the remaining directions.

3.2 Algorithmic Considerations

Training with the FSP-LAPLACE objective function. Evaluating the FSP-LAPLACE objective proposed in the previous section requires computing the RKHS norm of the neural network. Unfortunately, this does generally not admit a closed-form expression. Hence, we use the approximation

$$\|\mathbf{f}(\cdot, \mathbf{w}) - \boldsymbol{\mu}\|_{\mathbb{H}_{\Sigma}}^2 \approx \underbrace{(\mathbf{f}(\mathbf{C}, \mathbf{w}) - \boldsymbol{\mu}(\mathbf{C}))^\top \boldsymbol{\Sigma}(\mathbf{C}, \mathbf{C})^{-1} (\mathbf{f}(\mathbf{C}, \mathbf{w}) - \boldsymbol{\mu}(\mathbf{C}))}_{=\|\mathbf{h}_{\mathbf{C}}(\cdot, \mathbf{w})\|_{\mathbb{H}_{\Sigma}}^2},$$

where $\mathbf{C} \in \mathbb{X}^{n_C}$ is a set of n_C context points and $\mathbf{h}_{\mathbf{C}}(\mathbf{x}, \mathbf{w}) := \boldsymbol{\Sigma}(\mathbf{x}, \mathbf{C}) \boldsymbol{\Sigma}(\mathbf{C}, \mathbf{C})^{-1} (\mathbf{f}(\mathbf{C}, \mathbf{w}) - \boldsymbol{\mu}(\mathbf{C})) \in \mathbb{H}_{\Sigma}$. The function $\mathbf{h}_{\mathbf{C}}$ is the minimum-norm interpolant of $\mathbf{f}(\cdot, \mathbf{w}) - \boldsymbol{\mu}$ at \mathbf{C} in \mathbb{H}_{Σ} . Hence, the estimator of the RKHS norm provably underestimates, i.e., $\|\mathbf{h}_{\mathbf{C}}(\cdot, \mathbf{w})\|_{\mathbb{H}_{\Sigma}}^2 \leq \|\mathbf{f}(\cdot, \mathbf{w}) - \boldsymbol{\mu}\|_{\mathbb{H}_{\Sigma}}^2$.

During training, we need to compute $\|\mathbf{h}_{\mathbf{C}}(\cdot, \mathbf{w})\|_{\mathbb{H}_{\Sigma}}^2$ at every optimizer step. Since this involves solving a linear system in n_C unknowns and, more importantly, forwarding the n_C context points through the neural network, we need to keep n_C small for computational efficiency. We find that sampling an i.i.d. set of context points at every training iteration from a distribution $\mathbf{P}_{\mathbf{C}}$ is an effective strategy for keeping n_C low while ensuring that the neural network is appropriately regularized. The resulting training procedure is outlined in [Algorithm 2](#).

Efficient linear Laplace approximations of the FSP-LAPLACE objective. Once a minimum \mathbf{w}^* of R_{FSP} is found, we compute a linearized Laplace approximation at \mathbf{w}^* . The Hessian of R_{FSP} is then

$$\boldsymbol{\Lambda} = \boldsymbol{\Sigma}_{\mathbf{w}^*}^\dagger - \sum_{i=1}^n \mathbf{J}_{\mathbf{w}^*}(\mathbf{x}^{(i)})^\top \mathbf{L}_{\mathbf{w}^*}^{(i)} \mathbf{J}_{\mathbf{w}^*}(\mathbf{x}^{(i)}).$$

Again, the RKHS inner products in the entries of $\boldsymbol{\Sigma}_{\mathbf{w}^*}^\dagger$ do not admit general closed-form expressions. Hence, we use the same strategy as before to estimate $\boldsymbol{\Sigma}_{\mathbf{w}^*}^\dagger \approx \mathbf{J}_{\mathbf{w}^*}(\mathbf{C})^\top \boldsymbol{\Sigma}(\mathbf{C}, \mathbf{C})^{-1} \mathbf{J}_{\mathbf{w}^*}(\mathbf{C})$ at another set \mathbf{C} of context points. Unlike above, for a Laplace approximation, it is vital to use a large number of context points to capture the prior beliefs well. Luckily, $\boldsymbol{\Sigma}_{\mathbf{w}^*}^\dagger$ only needs to be computed once, at the end of training. But for large networks and large numbers of context points, it is still infeasible to compute or even represent $\boldsymbol{\Sigma}_{\mathbf{w}^*}^\dagger$ in memory. To address this problem, we devise an efficient routine for computing (a square root of) the approximate posterior covariance matrix $\boldsymbol{\Lambda}^\dagger$, outlined in [Algorithm 1](#). Our method is *matrix-free*, i.e. it never explicitly constructs any big (i.e.,

Algorithm 1 Linearized Laplace approximation with Gaussian process priors

```

1: function FSP-LAPLACE( $f, \mathcal{GP}(\mu, \Sigma), C, \mathbb{D}, w^*$ )
2:    $v \leftarrow J_{w^*}(C) \mathbf{1} / \|J_{w^*}(C) \mathbf{1}\|_2$   $\triangleright$  Initial Lanczos vector (using forward-mode autodiff)
3:    $L \leftarrow \text{LANCZOS}(\Sigma(C, C), v) \in \mathbb{R}^{n_C \times r}$   $\triangleright r \ll \min(n_C d', p)$  and  $LL^\top \approx \Sigma(C, C)^\dagger$ 
4:    $M \leftarrow J_{w^*}(C)^\top L \in \mathbb{R}^{p \times r}$   $\triangleright$  using backward-mode autodiff
5:    $(U_M, D_M, \dots) \leftarrow \text{svd}(M)$   $\triangleright MM^\top = U_M D_M^2 U_M^\top$  where  $U_M \in \mathbb{R}^{p \times r}$ 
6:    $A \leftarrow D_M^2 - \sum_{i=1}^n U_M^\top J_{w^*}(x^{(i)})^\top L_{w^*}^{(i)} J_{w^*}(x^{(i)}) U_M$   $\triangleright$  using forward-mode autodiff
7:    $(U_A, D_A) \leftarrow \text{eigh}(A)$   $\triangleright U_A, D_A \in \mathbb{R}^{r \times r}$ 
8:    $S \leftarrow U_M U_A D_A^{\dagger/2} \in \mathbb{R}^{p \times r}$   $\triangleright SS^\top \approx \Lambda^\dagger$ 
9:   Find largest  $k$  such that  $\text{tr}(J_{w^*}(C) S_{:,1:k} (S_{:,1:k})^\top J_{w^*}(C)^\top) \leq \text{tr}(\Sigma(C, C))$ 
10:  return  $\mathcal{N}(w^*, S_{:,1:k} (S_{:,1:k})^\top)$ 

```

$p \times p$, $p \times n_C$, or $n_C \times n_C$) matrices in memory. This allows the method to scale to large models.

We start by computing a rank $r \ll \min(n_C d', p)$ approximation of the (pseudo-)inverted kernel Gram matrix $\Sigma(C, C)^\dagger \approx LL^\top$ using fully-reorthogonalized Lanczos iteration [23, Section 10.1] with an embedded LDL^\top -factorization [23, Section 11.3.5]. This only needs access to matrix-vector products with $\Sigma(C, C)$, which can be implemented efficiently without materializing the matrix in memory. Moreover, kernel Gramians typically exhibit rapid spectral decay, which makes the low-rank approximation particularly accurate. The low-rank factors L then yield a rank r approximation of $\Sigma_{w^*}^\dagger \approx MM^\top$ with $M := J_{w^*}(C)^\top L$, which is embarrassingly parallel and can be computed using backward-mode autodiff to avoid materializing the network Jacobians in memory. An eigendecomposition of $MM^\top = U_M D_M^2 U_M^\top$ can be computed in $\mathcal{O}(pr^2)$ time from a thin SVD of $M = U_M D_M V_M^\top$. The eigenvectors U_M define an orthogonal projector $P := U_M U_M^\top$ onto the range and an orthogonal projector $P_0 := I - U_M U_M^\top$ onto the nullspace of MM^\top . This means that we have the decomposition $\Lambda = P \Lambda P^\top + P_0 \Lambda P_0^\top = U_M A U_M^\top + P_0 \Lambda P_0^\top$ with

$$A := U_M^\top \Lambda U_M = D_M^2 - \sum_{i=1}^n U_M^\top J_{w^*}(x^{(i)})^\top L_{w^*}^{(i)} J_{w^*}(x^{(i)}) U_M.$$

We find that $P_0 \Lambda P_0^\top$ is negligible in practice, and hence, we approximate $\Lambda \approx U_M A U_M^\top$.

Finally, by computing an eigendecomposition of $A = U_A D_A U_A^\top \in \mathbb{R}^{r \times r}$ in $\mathcal{O}(r^3)$ time, we obtain an eigendecomposition of $\Lambda \approx U_M A U_M^\top = (U_M U_A) D_A (U_M U_A)^\top$, which can be used to obtain a matrix-free representation of (a square root of) the (pseudo-)inverse of Λ . Unfortunately, due to numerical imprecision, it is difficult to distinguish between zero eigenvalues of A and those with small positive magnitudes. Since we need to pseudo-invert the matrix to obtain the covariance matrix, this can explode predictive variance. As a remedy, we use a heuristic based on the observation that, in a linear-Gaussian model, the trace of the posterior covariance is always upper-bounded by the trace of the prior covariance. Hence, we impose that $\text{tr}(J_{w^*}(C) \Lambda^\dagger J_{w^*}(C)^\top) \leq \text{tr}(\Sigma(C, C))$. To this end, we successively zero-out the smallest eigenvalues in D_A until the condition is fulfilled. This turns out to be an effective strategy to combat exploding predictive variances in practice.

4 Experiments

We evaluate FSP-LAPLACE on synthetic and real-world data, demonstrating that our method effectively incorporates beliefs specified through a GP prior; improves performance on regression tasks for which we have prior knowledge in the form of a kernel (Mauna Loa and ocean current modeling); and shows competitive performance on regression, classification, out-of-distribution detection, and Bayesian optimization tasks compared to baselines.

Baselines We compare FSP-LAPLACE to a deterministic neural network fitted using maximum a-posteriori estimation with an isotropic Gaussian prior on the weights (MAP) and a neural network for which we additionally compute the standard linearized Laplace approximation (Laplace) [17]. We also compare our method to a Gaussian process (GP) [13], when the size of the dataset allows it, and

Table 1: Results for the Mauna Loa CO₂ prediction and ocean current modeling tasks. Incorporating knowledge via the GP prior in our FSP-LAPLACE improves performance over the standard Laplace.

DATASET	EXPECTED LOG-LIKELIHOOD (↑)			MEAN SQUARED ERROR (↓)		
	FSP-LAPLACE (OURS)	LAPLACE	GP	FSP-LAPLACE (OURS)	LAPLACE	GP
MAUNA LOA	-6'015.39 ± 443.13	-16'139.85 ± 2'433.70	-2'123.90 ± 0.00	8.90 ± 1.15	28.26 ± 6.87	35.66 ± 0.00
OCEAN CURRENT	0.0428 ± 0.0258	-126'845.4063 ± 14'470.5270	-0.5069 ± 0.0000	0.0184 ± 0.0008	0.0320 ± 0.0016	0.0131 ± 0.0000

to a sparse Gaussian process (sparse GP) [24]. We use the full Laplace approximation when the size of the neural network allows it, and otherwise consider the K-FAC or diagonal approximations [25].

Qualitative evaluation on synthetic data We consider two synthetic tasks: a 1-dimensional regression task with randomly drawn noisy measurements of the function $y = \sin(2\pi x)$, and the 2-dimensional two-moons classification task from the `sci-kit learn` library [26]. For the regression task, data points are shown as gray circles, functions drawn from the posterior as green lines, the inferred mean function as a red line in Figures 1 and C.1 to C.4. For the classification task, we plot the predictive mean and 2-standard-deviation of class 1 (blue circles) in Figures C.6 and C.7. We fit the FSP-LAPLACE to the data with different GP priors and find that it successfully adapts to the specified beliefs. For instance, our method makes the functions generated by the network periodic within the support of the context points (Figure C.2), and controls their smoothness (Figure 1) and length scale (Figure C.3) without modifying the network’s architecture, or adding features. Such flexibility is impossible with the isotropic Gaussian weight-space priors used in the Laplace and MAP baselines. These results carry over to classification, where our method shows a smooth decision boundary when equipped with a RBF kernel (Figure C.7) and a rough decision boundary when equipped with a Matern-1/2 kernel (Figure C.6). Unlike the Laplace and MAP baselines, whose predictions remain confident beyond the support of the data, the FSP-LAPLACE’s posterior mean reverts to the zero-mean prior and its posterior variance increases.

4.1 Quantitative evaluation on real-world data

We now move on to investigate FSP-LAPLACE on two real-world scientific modeling tasks: forecasting the concentration of CO₂ at the Mauna Loa observatory and predicting ocean currents in the Gulf of Mexico. We then assess the performance of our method on standard benchmark regression, classification, out-of-distribution, and Bayesian optimization tasks. When reporting results, we bold the value with the highest mean as well as score whose standard-error bars overlap.

Mauna Loa dataset We consider the task of modeling the monthly average atmospheric CO₂ concentration at the Mauna Loa observatory in Hawaii from 1974 to 2024 using data collected from the NORA global monitoring laboratory³ [27]. This 1-dimensional dataset is very accurately modeled by a combination of multiple kernels proposed in Rasmussen and Williams [13, Section 5.4.3]. We equip FSP-LAPLACE with this informative kernel and with additional periodic features, and compare to a GP with the same prior and to the linearized Laplace with same additional periodic features. Using periodic features (partially) reflects the prior knowledge carried by the kernel. Results are presented in Table 1 and Figure C.8 in Appendix. We find that incorporating prior beliefs both via an informative prior and periodic features in FSP-LAPLACE results in a strong decrease in mean squared error (MSE) over Laplace and GP baselines. In terms of expected log-likelihood, both neural networks under-estimate the likelihood scale, which results in poorer scores than the GP.

Ocean current modeling We further evaluate FSP-LAPLACE’s ability to take into account prior knowledge by considering an ocean current modeling task where we are given sparse 2-dimensional observations of ocean drifter buoys velocities, and we are interested in estimating ocean currents further away from the buoys. For this, we consider the GulfDrifters dataset [28] and we follow the setup by Shalashilin [29]. We incorporate known physical properties of ocean currents into the considered models by applying the Helmholtz decomposition to the GP prior’s kernel [30] as well as to the neural network. Results are shown in Table 1 and in Figure 2. We find that FSP-LAPLACE strongly improves over both Laplace and GP in terms of expected log-likelihood, and performs competitively in terms of mean squared error (MSE).

³<https://gml.noaa.gov/ccgg/trends/data.html>

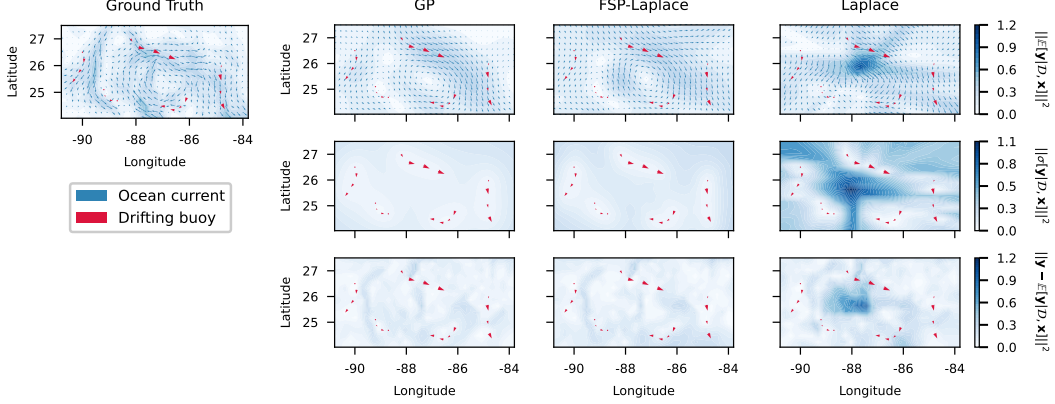


Figure 2: Results for the ocean current modeling experiment. We report the mean velocity vectors, the norm of their standard-deviation and the squared errors of compared methods. Unlike the Laplace, we find that FSP-LAPLACE accurately captures ocean current dynamics.

Image classification We further evaluate our method on the MNIST [31] and FashionMNIST [32] image classification datasets using a convolutional neural network. We compare our model to the Laplace, MAP, and Sparse GP baselines, as the scale of the datasets forbids exact GP inference. Results are presented in Table 2. While these datasets are particularly challenging to our method, which is regularized in function space, we find that FSP-LAPLACE performs strongly compared to baselines, obtaining the highest expected log-likelihood and predictive accuracy. FSP-LAPLACE also yields well-calibrated models with low expected calibration error (ECE).

Table 2: Test expected log-likelihood, accuracy, expected calibration error and OOD detection accuracy on MNIST and FashionMNIST. FSP-LAPLACE performs strongly among baselines obtaining the highest expected log-likelihood, predictive accuracy and out-of-distribution detection accuracy.

DATASET	METRIC	FSP-LAPLACE (OURS)	LAPLACE	MAP	SPARSE GP
MNIST	LOG-LIKELIHOOD (\uparrow)	-0.034 \pm 0.001	-0.047 \pm 0.001	-0.039 \pm 0.001	-0.301 \pm 0.002
	ACCURACY (\uparrow)	0.991 \pm 0.000	0.989 \pm 0.000	0.987 \pm 0.000	0.930 \pm 0.001
	ECE (\downarrow)	0.005 \pm 0.000	0.014 \pm 0.001	0.003 \pm 0.000	0.035 \pm 0.001
	OOD ACCURACY (\uparrow)	0.978 \pm 0.003	0.902 \pm 0.009	0.889 \pm 0.009	0.904 \pm 0.020
FMNIST	LOG-LIKELIHOOD (\uparrow)	-0.261 \pm 0.003	-0.330 \pm 0.003	-0.281 \pm 0.002	-0.479 \pm 0.002
	ACCURACY (\uparrow)	0.909 \pm 0.000	0.896 \pm 0.000	0.900 \pm 0.001	0.848 \pm 0.001
	ECE (\downarrow)	0.021 \pm 0.002	0.005 \pm 0.001	0.016 \pm 0.002	0.027 \pm 0.001
	OOD ACCURACY (\uparrow)	0.998 \pm 0.000	0.844 \pm 0.007	0.794 \pm 0.010	0.938 \pm 0.007

Out-of-distribution detection We now investigate whether the epistemic uncertainty of FSP-LAPLACE is predictive of out-of-distribution data by evaluating it on out-of-distribution detection. We follow the setup by Osawa et al. [33] and report the accuracy of a single threshold to classify OOD from in-distribution (ID) data based on the predictive uncertainty. Additional details are provided in Appendix B.2. FSP-LAPLACE performs strongly, obtaining the highest out-of-distribution detection accuracy Table 2. This can be further observed in Figure C.9 in the Appendix, where the predictive entropy of ID data points is tightly peaked around 0, whereas the predictive entropy of OOD data points is highly concentrated around the maximum entropy of the softmax distribution ($\ln(10) \approx 2.3$).

Bayesian optimization We finally evaluate the epistemic uncertainty of FSP-LAPLACE as a surrogate model for Bayesian optimization. We consider a setup derived from Li et al. [7], comparing to the linearized Laplace and to a GP. Results are summarized in Figure 3. We find that our method performs particularly well on lower-dimensional tasks, where it converges both faster and to higher rewards than Laplace, and noticeably strongly improves over a Gaussian process on PDE. On higher-dimensional tasks, our method performs comparatively well to Laplace and GP baselines.

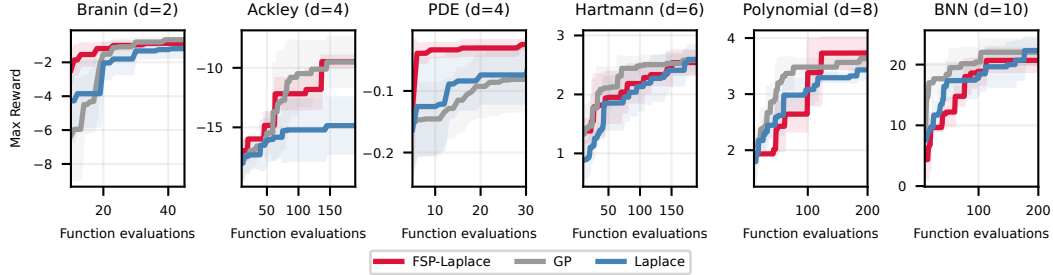


Figure 3: Results using our method (FSP-LAPLACE) as a surrogate model for Bayesian optimization. We find that FSP-LAPLACE performs particularly well on lower-dimensional problems, where it converges more quickly and to higher rewards than the Laplace, obtaining comparable scores as the Gaussian process (GP).

5 Related work

Laplace approximation in neural networks First introduced by MacKay [34], the Laplace approximation gained strong traction in the Bayesian deep learning community with the introduction of scalable log-posterior Hessian approximations [25, 35], and the so-called linearized Laplace, which solves the underfitting issue observed with standard Laplace [17, 36]. In addition to epistemic uncertainty estimates, the Laplace approximation also provides a method to select prior parameters via marginal likelihood estimation [11, 12]. Recent work has made the linearized Laplace more scalable by restricting inference to a subset of parameters [37], by exploiting its GP formulation [17] to apply methods from the scalable GP literature [38–40], or by directly sampling from the Laplace approximation without explicitly computing the covariance matrix [41]. While these approaches use the GP formulation to make the linearized Laplace more scalable, we are unaware of any method using GP priors to incorporate interpretable prior beliefs within the Laplace approximation.

BNNs with function-space priors Function-space priors in BNNs, in the context of variational inference, demonstrate improvements in predictive performance compared to weight-space priors [8]. While this idea might seem sound, it turns out that the KL divergence in the VI objective is infinite for most cases of interest due to mismatching supports between the function-space prior and BNN’s predictive posterior [14], which therefore requires additional regularization to be well defined [8]. Due to this issue, other work [42] considers generalized VI [10] using the regularized KL divergence [43] or abandons approximating the neural network’s posterior and instead uses deterministic neural networks as basis functions for Bayesian linear regression [15] or the mean of a sparse GP [44]. In contrast, our method does not compute a divergence in function space, but only the RKHS norm under the prior’s kernel, thus circumventing the issue of mismatching support. Alternatively, rather than directly placing a prior on the function generated by a BNN, work has investigated methods to find weight-space priors whose pushforward approximates a target function-space measure by minimizing a divergence [9, 45], using the Ridgelet transform [46], or changing the BNN’s architecture [47].

Regularizing neural networks in function space Arguing that one ultimately only cares about the output function of the neural network, it has been proposed to regularize neural networks in function space, both showing that norms could be efficiently estimated and that such regularization schemes performed well in practice [48–51]. Our method uses the same RKHS norm estimator as Chen et al. [49] (however, under a different kernel) by sampling a new batch of context points at each update step. Similarly, Rudner et al. [51] propose an empirical prior on the weights that regularizes the neural network in function space, which they use for MAP estimation or approximate posterior inference. The objective to fit the empirical prior resembles ours, but unlike our method uses the kernel induced by the last layer of the neural network and includes an additional Gaussian prior on the weights.

6 Conclusion

We propose a method for performing the Laplace approximation in neural networks using interpretable Gaussian process priors in function space. This addresses the issue that conventional applications

of approximate Bayesian inference methods to neural networks require posing a prior in weight space, which is virtually impossible because weight space is not interpretable. We address the non-existence of densities in (infinite-dimensional) function space by generalizing the notion of a MAP estimate to the limit of a sequence of weak modes of related posterior measures. We further mitigate the computational cost of calculating high-dimensional curvature matrices using scalable methods from matrix-free linear algebra. By design, our method works best in application domains where prior information can be encoded in the language of Gaussian processes. This is confirmed by experiments on scientific data and Bayesian optimization. In high dimensional spaces, where explicit prior knowledge is difficult to state, Gaussian process priors are naturally at a disadvantage. While we do demonstrate superior performance on image data, it is yet unclear how to find good function space priors in such high-dimensional spaces.

Acknowledgments and Disclosure of Funding

TC, MP, PH, and RB are funded by the DFG Cluster of Excellence “Machine Learning - New Perspectives for Science”, EXC 2064/1, project number 390727645; the German Federal Ministry of Education and Research (BMBF) through the Tübingen AI Center (FKZ: 01IS18039A); and funds from the Ministry of Science, Research and Arts of the State of Baden-Württemberg. MP and PH gratefully acknowledge financial support by the European Research Council through ERC StG Action 757275 / PANAMA. VF was supported by a Branco Weiss Fellowship. RB further acknowledges funding by the German Research Foundation (DFG) for project 448588364 of the Emmy Noether Programme. The authors thank the International Max Planck Research School for Intelligent Systems (IMPRS-IS) for supporting TC and MP.

Bibliography

- [1] Nina Effenberger, Marvin Pförtner, Philipp Hennig, and Nicole Ludwig. Probabilistic wind speed downscaling for future wind power assessment. URL <https://meetingorganizer.copernicus.org/EGU24/EGU24-2034.html>.
- [2] Abhaya Indrayan. Aleatory and epistemic uncertainties can completely derail medical research results. *Journal of postgraduate medicine*, 66, 03 2020. doi:[10.4103/jpgm.JPGM_585_19](https://doi.org/10.4103/jpgm.JPGM_585_19).
- [3] Kenza Tazi, Jihao Andreas Lin, Alex S Gardner, ST John, Hong Ge, and Richard E Turner. Towards more interpretable and robust geospatial modelling with gaussian processes. *AGU23*, 2023.
- [4] Alexander Immer, Maciej Korzepa, and Matthias Bauer. Improving predictions of bayesian neural nets via local linearization, 2021.
- [5] Erik Daxberger, Agustinus Kristiadi, Alexander Immer, Runa Eschenhagen, Matthias Bauer, and Philipp Hennig. Laplace redux – effortless bayesian deep learning, 2022.
- [6] Vincent Fortuin. Priors in bayesian deep learning: A review, 2022.
- [7] Yucen Lily Li, Tim G. J. Rudner, and Andrew Gordon Wilson. A study of bayesian neural network surrogates for bayesian optimization, 2024.
- [8] Shengyang Sun, Guodong Zhang, Jiabin Shi, and Roger Grosse. Functional variational bayesian neural networks, 2019.
- [9] Ba-Hien Tran, Simone Rossi, Dimitrios Milios, and Maurizio Filippone. All you need is a good functional prior for bayesian deep learning, 2022.
- [10] Jeremias Knoblauch, Jack Jewson, and Theodoros Damoulas. Generalized variational inference: Three arguments for deriving new posteriors, 2019.
- [11] Alexander Immer, Matthias Bauer, Vincent Fortuin, Gunnar Rätsch, and Mohammad Emtiyaz Khan. Scalable marginal likelihood estimation for model selection in deep learning, 2021.
- [12] Javier Antorán, David Janz, James Urquhart Allingham, Erik Daxberger, Riccardo Barbano, Eric Nalisnick, and José Miguel Hernández-Lobato. Adapting the linearised laplace model evidence for modern deep learning, 2022.
- [13] Carl Edward Rasmussen and Christopher K. I. Williams. *Gaussian processes for machine learning*. Adaptive computation and machine learning. MIT Press, 2006. ISBN 026218253X.

- [14] David R. Burt, Sebastian W. Ober, Adrià Garriga-Alonso, and Mark van der Wilk. Understanding variational inference in function-space, 2020.
- [15] Chao Ma and José Miguel Hernández-Lobato. Functional variational inference based on stochastic process generators. In M. Ranzato, A. Beygelzimer, Y. Dauphin, P.S. Liang, and J. Wortman Vaughan, editors, *Advances in Neural Information Processing Systems*, volume 34, pages 21795–21807. Curran Associates, Inc., 2021. URL https://proceedings.neurips.cc/paper_files/paper/2021/file/b613e70fd9f59310cf0a8d33de3f2800-Paper.pdf.
- [16] David J. C. MacKay. The Evidence Framework Applied to Classification Networks. *Neural Computation*, 4(5):720–736, 09 1992. ISSN 0899-7667. doi:[10.1162/neco.1992.4.5.720](https://doi.org/10.1162/neco.1992.4.5.720). URL <https://doi.org/10.1162/neco.1992.4.5.720>.
- [17] Alexander Immer, Maciej Korzepa, and Matthias Bauer. Improving predictions of bayesian neural nets via local linearization, 2021.
- [18] John C. Oxtoby. Invariant measures in groups which are not locally compact. *Transactions of the American Mathematical Society*, 60:215–237, 1946. doi:[10.1090/S0002-9947-1946-0018188-5](https://doi.org/10.1090/S0002-9947-1946-0018188-5).
- [19] Marvin Pförtner, Ingo Steinwart, Philipp Hennig, and Jonathan Wenger. Physics-informed Gaussian process regression generalizes linear PDE solvers, 2022.
- [20] Hefin Lambley. Strong maximum a posteriori estimation in Banach spaces with Gaussian priors. *Inverse Problems*, 39(12):125010, 2023. doi:[10.1088/1361-6420/ad07a4](https://doi.org/10.1088/1361-6420/ad07a4).
- [21] Yifan Chen, Bamdad Hosseini, Houman Owhadi, and Andrew M. Stuart. Solving and learning nonlinear PDEs with Gaussian processes. *Journal of Computational Physics*, 447, 2021. doi:[10.1016/j.jcp.2021.110668](https://doi.org/10.1016/j.jcp.2021.110668).
- [22] Jon Cockayne, Chris J. Oates, T. J. Sullivan, and Mark Girolami. Bayesian probabilistic numerical methods. *SIAM Review*, 61(4):756–789, 2019. doi:[10.1137/17M1139357](https://doi.org/10.1137/17M1139357).
- [23] Gene H. Golub and Charles F. Van Loan. *Matrix Computations*. Johns Hopkins Studies in the Mathematical Sciences. The Johns Hopkins University Press, Baltimore, fourth edition, 2013.
- [24] James Hensman, Nicolo Fusi, and Neil D. Lawrence. Gaussian processes for big data, 2013.
- [25] Hippolyt Ritter, Aleksandar Botev, and David Barber. A scalable laplace approximation for neural networks. In *International Conference on Learning Representations*, 2018. URL <https://openreview.net/forum?id=Skdvd2xAZ>.
- [26] F. Pedregosa, G. Varoquaux, A. Gramfort, V. Michel, B. Thirion, O. Grisel, M. Blondel, P. Prettenhofer, R. Weiss, V. Dubourg, J. Vanderplas, A. Passos, D. Cournapeau, M. Brucher, M. Perrot, and E. Duchesnay. Scikit-learn: Machine learning in Python. *Journal of Machine Learning Research*, 12:2825–2830, 2011.
- [27] Charles D Keeling and T P Whorf. Monthly carbon dioxide measurements on Mauna Loa, Hawaii from 1958 to 1998, 2000. URL <https://doi.org/10.1594/PANGAEA.56536>.
- [28] Jonathan M. Lilly and Paula Pérez-Brunius. GulfDrifters: A consolidated surface drifter dataset for the Gulf of Mexico, January 2021. URL <https://doi.org/10.5281/zenodo.4421585>.
- [29] Ivan Shalashilin. Gaussian processes for vector fields and ocean current modelling, March 2024. URL <https://docs.jaxgaussianprocesses.com/examples/oceanmodelling/>.
- [30] Renato Berlinghieri, Brian L. Trippe, David R. Burt, Ryan Giordano, Kaushik Srinivasan, Tamay Özgökmen, Junfei Xia, and Tamara Broderick. Gaussian processes at the helm(holtz): A more fluid model for ocean currents, 2023.
- [31] Yann LeCun and Corinna Cortes. MNIST handwritten digit database. 2010. URL <http://yann.lecun.com/exdb/mnist/>.
- [32] Han Xiao, Kashif Rasul, and Roland Vollgraf. Fashion-mnist: a novel image dataset for benchmarking machine learning algorithms, 2017.
- [33] Kazuki Osawa, Siddharth Swaroop, Anirudh Jain, Runa Eschenhagen, Richard E. Turner, Rio Yokota, and Mohammad Emtiyaz Khan. Practical deep learning with bayesian principles, 2019.
- [34] David John Cameron MacKay. Bayesian methods for adaptive models. 1992. URL <https://api.semanticscholar.org/CorpusID:123141880>.
- [35] James Martens. New insights and perspectives on the natural gradient method, 2020.

- [36] Andrew Y. K. Foong, Yingzhen Li, José Miguel Hernández-Lobato, and Richard E. Turner. ‘in-between’ uncertainty in bayesian neural networks, 2019.
- [37] Erik Daxberger, Eric Nalisnick, James Urquhart Allingham, Javier Antorán, and José Miguel Hernández-Lobato. Bayesian deep learning via subnetwork inference, 2022.
- [38] Zhijie Deng, Feng Zhou, and Jun Zhu. Accelerated linearized laplace approximation for bayesian deep learning, 2022.
- [39] Luis A. Ortega, Simón Rodríguez Santana, and Daniel Hernández-Lobato. Variational linearized laplace approximation for bayesian deep learning, 2024.
- [40] Aidan Scannell, Riccardo Mereu, Paul Edmund Chang, Ella Tamir, Joni Pajarinen, and Arno Solin. Function-space parameterization of neural networks for sequential learning. In *The Twelfth International Conference on Learning Representations*, 2024. URL <https://openreview.net/forum?id=2dhxxIKhqz>.
- [41] Javier Antorán, Shreyas Padhy, Riccardo Barbano, Eric Nalisnick, David Janz, and José Miguel Hernández-Lobato. Sampling-based inference for large linear models, with application to linearised laplace, 2023.
- [42] Tristan Cinquin and Robert Bamler. Regularized kl-divergence for well-defined function-space variational inference in bayesian neural networks, 2024. URL <https://arxiv.org/abs/2406.04317>.
- [43] Minh Ha Quang. Regularized divergences between covariance operators and gaussian measures on hilbert spaces, 2019.
- [44] Veit D. Wild, Robert Hu, and Dino Sejdinovic. Generalized variational inference in function spaces: Gaussian measures meet bayesian deep learning, 2022.
- [45] Daniel Flam-Shepherd. Mapping gaussian process priors to bayesian neural networks. 2017. URL <https://api.semanticscholar.org/CorpusID:160026812>.
- [46] Takuo Matsubara, Chris J. Oates, and François-Xavier Briol. The ridgelet prior: A covariance function approach to prior specification for bayesian neural networks, 2022.
- [47] Tim Pearce, Russell Tsuchida, Mohamed Zaki, Alexandra Brintrup, and Andy Neely. Expressive priors in bayesian neural networks: Kernel combinations and periodic functions, 2019.
- [48] Ari S. Benjamin, David Rolnick, and Konrad Kording. Measuring and regularizing networks in function space, 2019.
- [49] Zonghao Chen, Xupeng Shi, Tim G. J. Rudner, Qixuan Feng, WEIZHONG ZHANG, and Tong Zhang. A neural tangent kernel perspective on function-space regularization in neural networks. In *OPT 2022: Optimization for Machine Learning (NeurIPS 2022 Workshop)*, 2022. URL <https://openreview.net/forum?id=E6MGIXQlKw>.
- [50] Shikai Qiu, Tim G. J. Rudner, Sanyam Kapoor, and Andrew Gordon Wilson. Should we learn most likely functions or parameters?, 2023.
- [51] Tim G. J. Rudner, Sanyam Kapoor, Shikai Qiu, and Andrew Gordon Wilson. Function-space regularization in neural networks: A probabilistic perspective, 2023.
- [52] Nathaël Da Costa, Marvin Pförtner, Lancelot Da Costa, and Philipp Hennig. Sample path regularity of Gaussian processes from the covariance kernel, 2023.
- [53] Motonobu Kanagawa, Philipp Hennig, Dino Sejdinovic, and Bharath K. Sriperumbudur. Gaussian processes and kernel methods: A review on connections and equivalences, 2018.
- [54] Dimitrios Milios, Raffaello Camoriano, Pietro Michiardi, Lorenzo Rosasco, and Maurizio Filippone. Dirichlet-based gaussian processes for large-scale calibrated classification. In S. Bengio, H. Wallach, H. Larochelle, K. Grauman, N. Cesa-Bianchi, and R. Garnett, editors, *Advances in Neural Information Processing Systems*, volume 31. Curran Associates, Inc., 2018. URL https://proceedings.neurips.cc/paper_files/paper/2018/file/b6617980ce90f637e68c3ebe8b9be745-Paper.pdf.
- [55] Tarin Clanuwat, Mikel Bober-Irizar, Asanobu Kitamoto, Alex Lamb, Yamamoto Kazuaki, and David Ha. Deep learning for classical japanese literature, 12 2018.
- [56] J.H. HALTON. On the efficiency of certain quasi-random sequences of points in evaluating multi-dimensional integrals. *Numerische Mathematik*, 2:84–90, 1960. URL <http://eudml.org/doc/131448>.

- [57] Diederik P. Kingma and Jimmy Ba. Adam: A method for stochastic optimization, 2017.
- [58] Lukas Biewald. Experiment tracking with weights and biases, 2020. URL <https://www.wandb.com/>. Software available from wandb.com.
- [59] Hao Chen, Lili Zheng, Raed Al Kontar, and Garvesh Raskutti. Gaussian process inference using mini-batch stochastic gradient descent: Convergence guarantees and empirical benefits, 2021.
- [60] M. McKay, Richard Beckman, and William Conover. A comparison of three methods for selecting vales of input variables in the analysis of output from a computer code. *Technometrics*, 21:239–245, 05 1979. doi:[10.1080/00401706.1979.10489755](https://doi.org/10.1080/00401706.1979.10489755).
- [61] Maximilian Balandat, Brian Karrer, Daniel R. Jiang, Samuel Daulton, Benjamin Letham, Andrew Gordon Wilson, and Eytan Bakshy. BoTorch: A Framework for Efficient Monte-Carlo Bayesian Optimization. In *Advances in Neural Information Processing Systems 33*, 2020. URL <http://arxiv.org/abs/1910.06403>.
- [62] Dheeru Dua and Casey Graff. Uci machine learning repository, 2017. URL <http://archive.ics.uci.edu/ml>.
- [63] Andrey Malinin, Liudmila Prokhorenkova, and Aleksei Ustimenko. Uncertainty in gradient boosting via ensembles, 2021.
- [64] Thierry Bertin-Mahieux, Daniel P.W. Ellis, Brian Whitman, and Paul Lamere. The million song dataset. In *Proceedings of the 12th International Conference on Music Information Retrieval (ISMIR 2011)*, 2011.
- [65] James Bradbury, Roy Frostig, Peter Hawkins, Matthew James Johnson, Chris Leary, Dougal Maclaurin, George Nécule, Adam Paszke, Jake VanderPlas, Skye Wanderman-Milne, and Qiao Zhang. JAX: composable transformations of Python+NumPy programs, 2018. URL <http://github.com/google/jax>.
- [66] Tom Hennigan, Trevor Cai, Tamara Norman, Lena Martens, and Igor Babuschkin. Haiku: Sonnet for JAX, 2020. URL <http://github.com/deepmind/dm-haiku>.
- [67] Aleksandar Botev and James Martens. KFAC-JAX, 2022. URL <https://github.com/google-deepmind/kfac-jax>.
- [68] Tim G. J. Rudner, Zonghao Chen, Yee Whye Teh, and Yarin Gal. Tractable function-space variational inference in bayesian neural networks, 2023.
- [69] Murat Sensoy, Lance Kaplan, and Melih Kandemir. Evidential deep learning to quantify classification uncertainty, 2018. URL <https://arxiv.org/abs/1806.01768>.

Appendix

A Additional theory

A.1 Assumptions and their applicability

Assumption A.1. $\mathbf{f} \sim \mathcal{GP}(\boldsymbol{\mu}, \boldsymbol{\Sigma})$ is a d' -output Gaussian process with index set \mathbb{X} on (Ω, \mathcal{A}, P) such that

- (i) the paths of \mathbf{f} lie (P -almost surely) in a real separable Banach space \mathbb{B} of $\mathbb{R}^{d'}$ -valued functions on \mathbb{X} with continuous point evaluation maps $\delta_{\mathbf{x}}: \mathbb{B} \rightarrow \mathbb{R}^{d'}$, and
- (ii) $\omega \mapsto \mathbf{f}(\cdot, \omega)$ is a Gaussian random variable with values in $(\mathbb{B}, \mathcal{B}(\mathbb{B}))$.

We denote the law of $\omega \mapsto \mathbf{f}(\cdot, \omega)$ by $P_{\mathbb{B}}$.

For this paper, we focus on $\mathbb{B} = C(\mathbb{X})$, with \mathbb{X} being a compact metric space. In this case, [Assumption A.1\(i\)](#) can be verified from regularity properties of the prior covariance function $\boldsymbol{\Sigma}$ [see, e.g., 52]. Moreover, the sufficient criteria from Pförtner et al. [19, Section B.2] show that [Assumption A.1\(ii\)](#) also holds in this case.

Assumption A.2. The potential $\Phi^{\mathbf{Y}}: \mathbb{B} \rightarrow \mathbb{R}$ is (norm-)continuous and, for each $\eta > 0$, there is $K(\eta) \in \mathbb{R}$ such that $\Phi^{\mathbf{Y}}(\mathbf{f}) \geq K(\eta) - \eta \|\mathbf{f}\|_{\mathbb{B}}^2$ for all $\mathbf{f} \in \mathbb{B}$.

This holds if the negative log-likelihood functions $\ell^{(i)}: \mathbb{R}^{d'} \rightarrow \mathbb{R}$, $\mathbf{f}^{(i)} \mapsto -\log p(\mathbf{y}^{(i)} | \mathbf{f}^{(i)})$ are continuous and, for all $\eta > 0$, there is $K(\eta) \in \mathbb{R}$ such that $\ell^{(i)}(\mathbf{f}^{(i)}) > K(\mathbf{f}^{(i)}) + \eta \|\mathbf{f}^{(i)}\|^2$ for all $\mathbf{f}^{(i)} \in \mathbb{R}^{d'}$. For instance, this is true for a Gaussian likelihood $\ell^{(i)}(\mathbf{f}^{(i)}) = \frac{1}{2\lambda_i^2} \|\mathbf{y}^{(i)} - \mathbf{f}^{(i)}\|_2^2$.

Assumption A.3. (i) \mathbb{F} is a subset of $\mathbb{H}_{\boldsymbol{\Sigma}}$, (ii) \mathbb{F} is closed in $\mathbb{B} \supset \mathbb{H}_{\boldsymbol{\Sigma}}$, and (iii) $\mathbb{F} \subset \mathbb{B}$ has the Heine-Borel property, i.e., all closed and bounded subsets of \mathbb{F} are compact in \mathbb{B} .

[Assumption A.3\(i\)](#) can be verified using a plethora of results from RKHS theory. For instance, for Sobolev kernels like the Matérn family used in the experiments, the RKHS is norm-equivalent to a Sobolev space [see, e.g., 53]. In this case, we only need the NN to be sufficiently often (weakly) differentiable on the interior of its compact domain \mathbb{X} . The closure property from [Assumption A.3\(ii\)](#) is more difficult to verify directly. However, if we assume that \mathbb{W} is compact and that the map $\mathbb{W} \rightarrow \mathbb{B}$, $\mathbf{w} \mapsto \mathbf{f}(\cdot, \mathbf{w})$ is continuous, then \mathbb{F} is compact (and hence closed) as the image of a compact set under a continuous function. This is a reasonable assumption, since, in practice, the weights of a neural network are represented as machine numbers with a maximal magnitude, meaning that \mathbb{W} is always contained in an ℓ_{∞} ball of fixed radius. Incidentally, compactness of \mathbb{F} also entails the Heine-Borel property from [Assumption A.3\(iii\)](#). Alternatively, \mathbb{F} also has the Heine-Borel property if it is a topological manifold (e.g., a Banach manifold), since it is necessarily finite-dimensional.

Algorithm 2 RKHS-regularized model training

```

1: function FSP-LAPLACE-TRAIN( $\mathbf{f}$ ,  $\mathbf{w}^{(0)}$ ,  $\mathcal{GP}(\boldsymbol{\mu}, \boldsymbol{\Sigma})$ ,  $P_C$ ,  $\mathbb{D}$ ,  $b$ )
2:    $i \leftarrow 0$ 
3:   for all minibatch  $\mathcal{B} = (\mathbf{X}_{\mathcal{B}}, \mathbf{Y}_{\mathcal{B}}) \sim \mathbb{D}$  of size  $b$  do
4:      $R_{\text{FSP}}^{(1)}(\mathbf{w}^{(i)}) \leftarrow -\frac{n}{b} \sum_{j=1}^b \log p(\mathbf{y}_{\mathcal{B}}^{(j)} | \mathbf{f}(\mathbf{x}_{\mathcal{B}}^{(j)}, \mathbf{w}^{(i)}))$   $\triangleright$  Negative log-likelihood
5:      $\mathbf{C}^{(i)} \leftarrow (\mathbf{c}^{(i,j)})_{j=1}^{n_C} \stackrel{\text{i.i.d.}}{\sim} P_C$   $\triangleright$  Sample  $n_C$  context points
6:      $R_{\text{FSP}}^{(2)}(\mathbf{w}^{(i)}) \leftarrow \frac{1}{2}(\mathbf{f}(\mathbf{C}^{(i)}, \mathbf{w}^{(i)}) - \boldsymbol{\mu}(\mathbf{C}^{(i)}))^{\top} \boldsymbol{\Sigma}(\mathbf{C}^{(i)}, \mathbf{C}^{(i)})^{-1}(\mathbf{f}(\mathbf{C}^{(i)}, \mathbf{w}^{(i)}) - \boldsymbol{\mu}(\mathbf{C}^{(i)}))$ 
7:      $\mathbf{w}^{(i+1)} \leftarrow \text{OPTIMIZERSTEP}(R_{\text{FSP}}^{(1)} + R_{\text{FSP}}^{(2)}, \mathbf{w}^{(i)})$ 
8:      $i \leftarrow i + 1$ 
9:   return  $\mathbf{w}^{(i)}$ 
```

A.2 Proofs

Lemma A.1. Let (\mathbb{X}, d) be a metric space, $\mathbb{A} \subseteq \mathbb{X}$ nonempty, and

$$d(\cdot, \mathbb{A}): \mathbb{X} \rightarrow \mathbb{R}_{\geq 0}, x \mapsto \inf_{a \in \mathbb{A}} d(x, a).$$

Then $d(\cdot, \mathbb{A})$ is 1-Lipschitz.

Proof. For all $x_1, x_2 \in \mathbb{X}$ we have

$$\begin{aligned} d(x_2, \mathbb{A}) &= \inf_{a \in \mathbb{A}} d(x_2, a) \\ &\leq d(x_2, x_1) + \inf_{a \in \mathbb{A}} d(x_1, a) \\ &= d(x_1, x_2) + d(x_1, \mathbb{A}) \end{aligned}$$

by the triangle inequality and hence $d(x_2, \mathbb{A}) - d(x_1, \mathbb{A}) \leq d(x_1, x_2)$. Since this argument is symmetric in x_1 and x_2 , this also shows that

$$-(d(x_2, \mathbb{A}) - d(x_1, \mathbb{A})) = d(x_1, \mathbb{A}) - d(x_2, \mathbb{A}) \leq d(x_2, x_1) = d(x_1, x_2).$$

All in all, we obtain $|d(x_2, \mathbb{A}) - d(x_1, \mathbb{A})| \leq d(x_1, x_2)$. \square

Lemma A.2. Let (\mathbb{X}, d) be a metric space and $\mathbb{A} \subseteq \mathbb{X}$ a closed, nonempty subset with the Heine-Borel property. Then $\inf_{a \in \mathbb{A}} d(x, a)$ is attained for all $x \in \mathbb{X}$.

Proof. Let $x \in \mathbb{X}$ and $r > r_x := \inf_{a \in \mathbb{A}} d(x, a)$. Then $\mathbb{A} \cap \bar{B}_r(x) \neq \emptyset$ as well as $d(x, a) > r$ for all $a \in \mathbb{A} \setminus \bar{B}_r(x)$ and thus $\inf_{a \in \mathbb{A}} d(x, a) = \inf_{a \in \mathbb{A} \cap \bar{B}_r(x)} d(x, a)$. Moreover, $\mathbb{A} \cap \bar{B}_r(x)$ is compact by the Heine-Borel property and $d(x, \cdot)$ is continuous. Hence, the claim follows from the Weierstrass extreme value theorem. \square

Proposition 1. Let [Assumptions A.1 to A.3](#) hold. For $\lambda > 0$, define $\Phi^{Y, \lambda}: \mathbb{B} \rightarrow \mathbb{R}, \mathbf{f} \mapsto \Phi^Y(\mathbf{f}) + \lambda^{-1} d_{\mathbb{B}}(\mathbf{f}, \mathbb{F})$. A function \mathbf{f}^* is a weak mode of the posterior measure $P_{\mathbb{B}}(d\mathbf{f}) \propto \exp(-\Phi^{Y, \lambda}(d\mathbf{f})) P_{\mathbb{B}}^{Y, \lambda}(d\mathbf{f})$ if and only if $\mathbf{f}^* \in \mathbb{H}_{\Sigma}$ minimizes

$$R_{FSP}^{\lambda}: \mathbb{H}_{\Sigma} \rightarrow \mathbb{R}, \mathbf{f} \mapsto \Phi^{Y, \lambda}(\mathbf{f}) + \frac{1}{2} \|\mathbf{f} - \boldsymbol{\mu}\|_{\mathbb{H}_{\Sigma}}^2.$$

Proof. $d_{\mathbb{B}}(\cdot, \mathbb{F})$ is (globally) 1-Lipschitz by [Lemma A.1](#) and bounded from below by 0. Hence, $\Phi^{Y, \lambda} = \Phi^Y + \frac{1}{\lambda} d_{\mathbb{B}}(\cdot, \mathbb{F})$ is continuous and for all $\eta > 0$, there is $K(\eta) \in \mathbb{R}$ such that

$$\Phi^{Y, \lambda}(\mathbf{f}) \geq K(\eta) - \eta \|\mathbf{f}\|_{\mathbb{B}}^2 + \frac{1}{\lambda} d_{\mathbb{B}}(\mathbf{f}, \mathbb{F}) \geq K(\eta) - \eta \|\mathbf{f}\|_{\mathbb{B}}^2$$

by [Assumption A.2](#). The statement then follows from Theorem 1.1 in [Lambley \[20\]](#). \square

Proposition 2. Let $\{\lambda_n\}_{n \in \mathbb{N}} \subset \mathbb{R}_{>0}$ with $\lambda_n \rightarrow 0$, and $\{\mathbf{f}_n^*\}_{n \in \mathbb{N}} \subset \mathbb{H}_{\Sigma}$ such that \mathbf{f}_n^* is a minimizer of $R_{FSP}^{\lambda_n}$. Then $\{\mathbf{f}_n^*\}_{n \in \mathbb{N}}$ has an \mathbb{H}_{Σ} -weakly convergent subsequence with limit $\mathbf{f}^* \in \mathbb{F}$.

Proof. Analogous to the proof of Theorem 5.2(b) from [Lambley \[20\]](#). \square

B Experimental setup

B.1 Qualitative experiments with synthetic data

Regression We sample points from the corresponding generative model

$$y_i = \sin(2\pi x_i) + \epsilon \quad \text{with} \quad \epsilon \sim \mathcal{N}(0, \sigma_n^2) \quad (\text{B.1})$$

using $\sigma_n = 0.1$ and draw $x_i \sim \mathcal{U}([-1, -0.5] \cup [0.5, 1])$. We plot data points as gray circles, functions sampled from the approximate posterior as green lines, the empirical mean function as a red line and its empirical 2-standard-deviation interval around the mean as a green surface. All neural networks have the same two hidden-layer architecture with 50 neurons per layer and hyperbolic

tangent activation (Tanh) functions. For FSP-LAPLACE, we use 100 context points placed on a regular grid and run a maximum of 500 Lanczos iterations. Except when stated otherwise, we consider a GP prior with zero-valued mean function and find the parameters of the covariance function by maximizing the log-marginal likelihood [13]. For the Laplace, we use the full generalized Gauss-Newton matrix and an isotropic Gaussian prior with scale $\sigma_p = 1$. The MAP estimate uses the same prior. We find the parameters of the Gaussian process priors by maximizing the log-marginal likelihood and the parameters of the sparse GP by maximizing the evidence lower bound [13].

Classification We sample randomly perturbed data points from the two moons data [26] with noise level $\sigma_n = 0.1$. We plot the the data points from class 0 as red dots and those from class 1 as blue dots. We show the mean (upper row) and 2-standard-deviation (bottom row) of the probability that a sample x belongs to class 1 under the approximate posterior, which we estimate using $K = 100$ samples. We consider a two hidden-layer neural network with 100 neurons per layer and hyperbolic tangent activation functions. For FSP-LAPLACE, we use 100 context points placed on a regular grid and limit Lanczos to run for at most 500 iterations. We consider a GP prior with zero-valued mean function and find the parameters of the covariance function by maximizing the log-marginal likelihood [13] using the reparameterization of classifications labels into regression targets from Miliotis et al. [54]. For the Laplace, we use the full generalized Gauss-Newton matrix and an isotropic Gaussian prior with scale $\sigma_p = 1$. The MAP estimate uses the same prior. For the Gaussian process, we Laplace-approximate the intractable GP posterior and find the prior parameters by maximizing the log-marginal likelihood [13]. The parameters of the sparse GP are found by maximizing the ELBO [13].

B.2 Quantitative experiments with real-world data

Mauna Loa We consider the Mauna Loa dataset which tracks the monthly average atmospheric CO₂ concentration at the Mauna Loa observatory in Hawaii from 1974 to 2024 [27]. We consider the first 70% of the data in chronological order as the train set (from 1974 to 2005) and the last 30% as the test set (from 2009 to 2024). We standardize the features (time) and regression targets (CO₂ concentration). We use two hidden-layer neural networks with hyperbolic tangent activations and 50 units each. We augment the input of the neural networks with an additional sine and cosine transformation of the features i.e., we use the feature vectors $(t_i, \sin(2\pi t_i/T), \cos(2\pi t_i/T))$ where t_i is the time index and T is the period used in Rasmussen and Williams [13]. For FSP-LAPLACE, we use 100 context points placed on a regular grid and limit Lanczos to run at most 500 iterations. For the Laplace, we use the full generalized Gauss-Newton matrix and find the prior scale by maximizing the marginal likelihood [11].

Ocean current modeling We consider the GulfDrifters dataset [28] and we follow the setup by Shalashilin [29]. We use as training data 20 simulated velocity measurements (red arrows in Figure 2), and consider as testing data 544 average velocity measurements (blue arrows in Figure 2) computed over a regular grid on the $[-90.8, -83.8] \times [24.0, 27.5]$ longitude-latitude interval. We standardize both features and regression targets. We incorporate physical properties of ocean currents into the models by applying the Helmholtz decomposition to the GP prior’s covariance function [30] as well as to the neural network f using the following parameterization

$$f(\cdot, \mathbf{w}) = \text{grad } \Phi(\cdot, \mathbf{w}_1) + \text{rot } \Psi(\cdot, \mathbf{w}_2) \quad (\text{B.2})$$

where $\mathbf{w} = \{\mathbf{w}_1, \mathbf{w}_2\}$ and $\Phi(\cdot, \mathbf{w}_1)$ and $\Psi(\cdot, \mathbf{w}_2)$ are two hidden-layer fully-connected neural networks with hyperbolic tangent activation functions and 100 hidden units per layer. We use 96 context points placed on a regular grid for the FSP-LAPLACE and limit Lanczos to run at most 500 iterations. For the linearized Laplace, we use the full generalized Gauss-Newton (GGN) and fix the prior scale to $\sigma_p = 1$.

Image classification We consider the MNIST [31] and FashionMNIST [32] image classification datasets. We standardizing the images, fit the models on a random partition of 90% of the provided train splits, keeping the remaining 10% as validation data, and evaluate the models on the test data. We report mean and standard-errors across 5 such random partitions of the train data with different random seeds. We compare our model to the Laplace, MAP, and Sparse GP baselines, as the scale of the datasets forbids exact GP inference. The expected log-likelihood and expected calibration error are estimated by Monte Carlo integration with 10 posterior samples.

All neural networks have the same convolutional neural network architecture with three convolutional layers (3×3 kernels and output channels 16, 32 and 64) interleaved with a max-pooling layer, before two fully connected layers (with output size 128 and 10). For FSP-LAPLACE, we sample context points from the Kuzushiji-MNIST (KMIST) dataset [55] of 28×28 gray-scale images during training following Rudner et al. [51] and use 25'000 points from the Halton low discrepancy sequence [56] to compute the covariance. We use a Categorical likelihood, the Adam optimizer [57] with a batch size of 100 and stop training early when the validation loss stops decreasing. We optimize hyper-parameters using the Bayesian optimization tool provided by Biewald [58] and select the parameters which maximize the average validation expected log-likelihood across 1 random partitioning of the provided training split into training and validation data. We find covariance function parameters by maximizing the log-marginal likelihood from batches [59] using the reparameterization of classifications labels into regression targets from Milios et al. [54]. We optimize over kernel, prior scale, learning-rate, α_ϵ (introduced by Milios et al. [54]) and activation function and select covariance functions among the RBF, Matern-1/2, Matern-3/2, Matern-5/2 and Rational Quadratic.

Out-of-distribution detection with image data We consider out-of-distribution detection with image data and a Categorical likelihood following the setup by Osawa et al. [33]. We aim to partition in-distribution (ID) data from out-of-distribution (OOD) based on the mean of entropy of the predictive distribution with respect to 10 posterior samples using a single threshold found by fitting a decision stump. We evaluate a model fit on MNIST using its test data set as in-distribution data (ID) and the test data set of FashionMNIST as out-of-distribution (OOD), and vice-versa for a model fit on FashionMNIST. We use the same hyper-parameters as the models used for the image classification experiments and report mean and standard-error of our scores across the same 5 random partitions of the data.

Bayesian optimization We consider Bayesian optimization (BO) problems derived from Li et al. [7]. More specifically, we use the same setup but change the dimension of the feature space of the tasks. We report mean and standard error of 5 repetitions of the tasks across different random seeds. We use two hidden layer neural networks with hyperbolic tangent activations and 50 hidden units each. FSP-LAPLACE uses a Matern-5/2 covariance function with constant zero mean function whose parameters are found by maximizing the marginal likelihood [13]. We use 400 context points during training and 10'000 to compute the posterior covariance sampled using latin hypercube sampling [60]. The Gaussian process uses a zero mean function and a Matern-5/2 covariance function following Li et al. [7]. For the Laplace approximation, we find the prior scale by maximizing the marginal likelihood [11]. Unlike FSP-LAPLACE which uses low-rank factors to parameterize the posterior covariance, we found that repeatedly computing the covariance and predictive posterior of the linearized Laplace with the full and K-FAC generalized Gauss-Newton (GGN) matrices was often prohibitively slow in the BO setup. We therefore use the K-FAC approximation to the GGN where possible (Branin and PDE) and the diagonal approximation otherwise (Ackley, Hartmann, Polynomial and BNN). We implemented this experiment using the BO Torch library [61].

Regression with UCI datasets We consider tabular regression datasets from the UCI repository [62]. Specifically, we perform leave-one-out 5-fold cross validation, considering 10% of the training folds as validation data, and we report the mean and standard-error of the average expected log-likelihood on the test fold. We report the mean rank of the methods across all datasets by assigning rank 1 to the best scoring method as well as any method who's standard error overlaps with the highest score's error bars, and recursively apply this procedure to the methods not having yet been assigned a rank. We estimate the expected log-likelihood using 10 posterior samples. We encoding categorical features as one-hot vectors and standardizing the features and labels. We consider two hidden-layer neural networks with 50 hidden units each and hyperbolic tangent activations. All models have a homoskedastic noise model with a learned scale parameter. Neural networks are fit using the Adam optimizer [57] and we stop training early when the validation loss stops decreasing. Hyper-parameters are found just as for the image classification experiment.

Out-of-distribution detection with regression data We consider out-of-distribution (OOD) detection with tabular regression data from the UCI datasets [62] following the setup from Malinin et al. [63]. We aim to separate test data (in-distribution) from a subset of the song dataset [64] (out-of-distribution) with the same number of features based on the variance of the predictive posterior estimated from 10 posterior samples using a single threshold obtained via a decision stump. We

process the data just like in the regression experiments, use the same model hyper-parameters and report mean and standard-error of the scores across the same 5 random partitions of the data.

B.2.1 Software

We use the JAX [65] and DM-Haiku [66] Python libraries to implement neural networks. The generalized Gauss-Newton matrices used in the Laplace approximations are computed using the KFAC-JAX library [67]. We implemented the GPs and sparse GPs using the GPyTorch library [61]. We conducted experiments the Bayesian optimization experiments using the BOTorch library [61].

B.2.2 Hardware

All models were fit using a single NVIDIA RTX 2080Ti GPU with 11GB of memory.

C Additional experimental results

C.1 Additional qualitative results

Regression FSP-LAPLACE successfully adapts to the beliefs specified by different Gaussian process priors in terms of periodicity (Figure C.2), smoothness (Figure 1) and length scale (Figure C.3) without modifying the neural network’s architecture or adding features. We also find that our method effectively regularizes the model when the data is very noisy (Figure C.4). Finally, we show that our methods needs more context points to capture the behavior of rougher priors (Figure C.5).

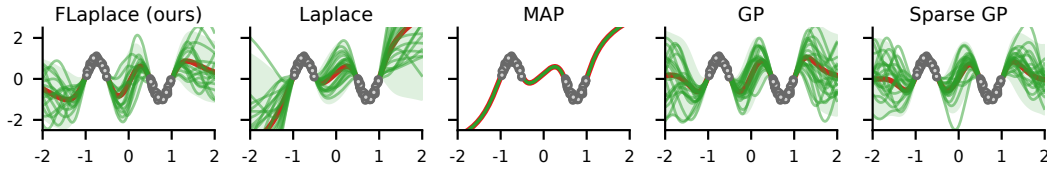


Figure C.1: Just like the Gaussian process (GP) and sparse GP, FSP-LAPLACE captures the smoothness behavior specified by the RBF covariance function of the Gaussian process prior.

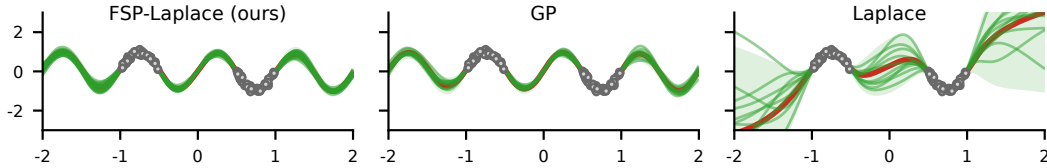


Figure C.2: Unlike the linearized Laplace, FSP-LAPLACE allows to incorporate periodicity within the support of the data using a periodic covariance function and without additional periodic features.

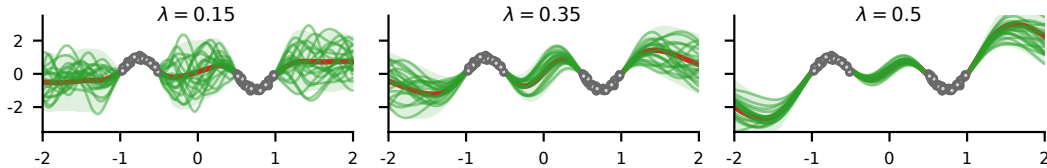


Figure C.3: FSP-LAPLACE adapts to the length scale provided by the RBF covariance function of the Gaussian process prior.

Classification Similar to the GP and sparse GP baselines, we find that our method captures the behavior of the prior, showing a smooth decision boundary when equipped with a RBF covariance function (Figure C.7) and a rough decision boundary when equipped with a Matern-1/2 covariance function (Figure C.6).

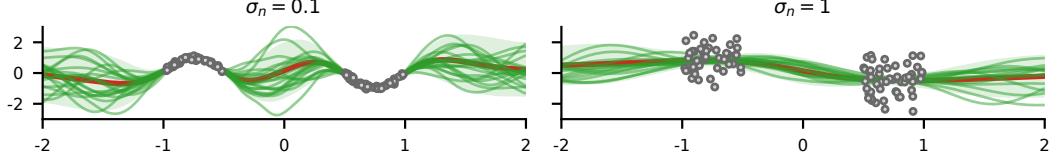


Figure C.4: FSP-LAPLACE is effectively regularized under strong label noise.

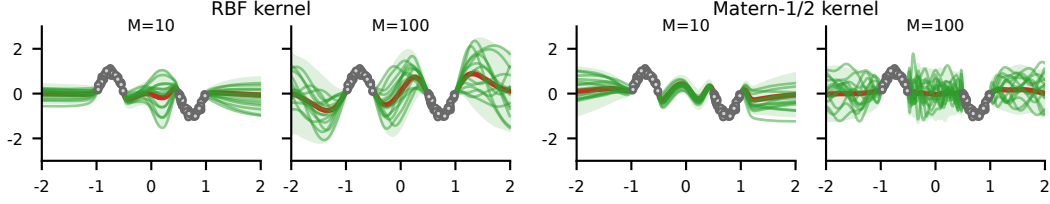


Figure C.5: FSP-LAPLACE requires more context points to accurately capture the beliefs carried by rougher priors.

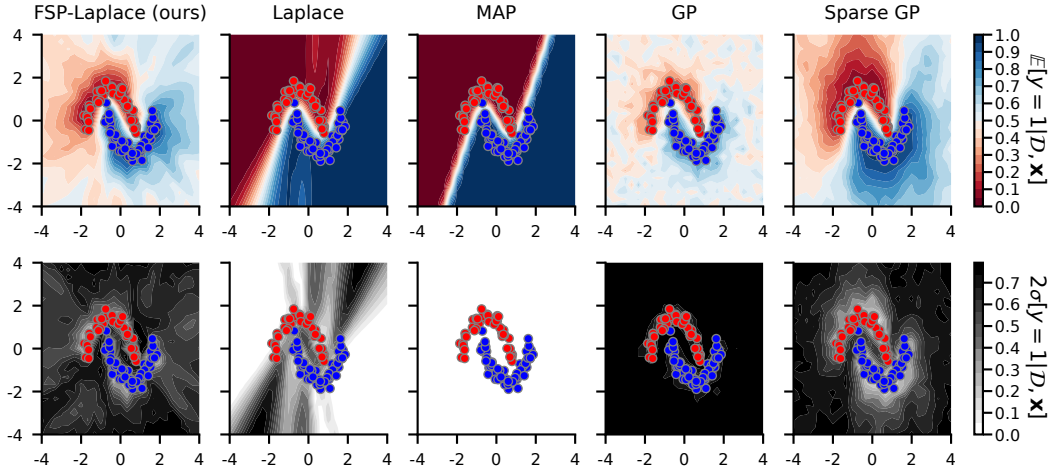


Figure C.6: FSP-LAPLACE with a Matern-1/2 covariance function against baselines in the two-moons classification task. Similar to the Gaussian process (GP) and sparse GP, our method shows a rough decision boundary.

C.2 Additional quantitative results

Mauna Loa Figure C.8 shows the predictions of FSP-LAPLACE and the baselines on the Mauna Loa dataset described in Section 4.1 and in Appendix C.2. Incorporating prior beliefs both via an informative prior and periodic features in FSP-LAPLACE results in an improved fit over the Laplace and GP baselines.

Out-of-distribution detection with image data We present additional results for the out-of-distribution detection experiment presented in Appendix C.2. Figure C.9 shows the distribution of the predictive entropy of in-distribution (ID) and out-of-distribution (OOD) data under the sparse GP, FSP-LAPLACE and Laplace models. For both MNIST and FashionMNIST, we find that the predictive entropy of ID data under FSP-LAPLACE is tightly peaked around 0 nats and that the predictive entropy of OOD data strongly concentrates around its maximum $\ln 10 \approx 2.3$ nats.

Rotated MNIST and FashionMNIST We provide an additional experiment studying the behavior of FSP-LAPLACE under out-of-distribution data. We consider the setup by Rudner et al. [68], Sensoy et al. [69] and track the expected log-likelihood, accuracy and predictive entropy of models trained on MNIST and FashionMNIST for increasing angles of rotation of the test images. We expect the predictive entropy of a well-calibrated neural network to grow as the inputs become increasingly

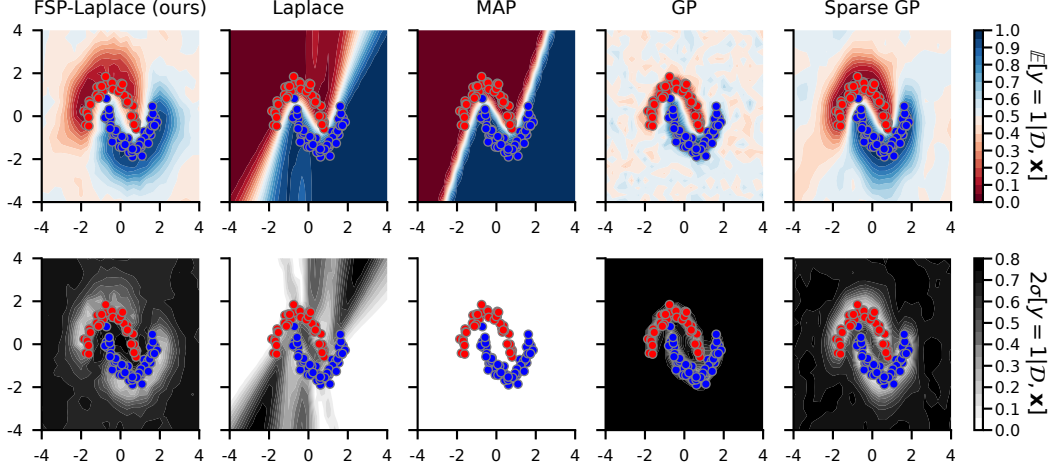


Figure C.7: FSP-LAPLACE with a RBF covariance function against baselines in the two-moons classification task. Similar to the Gaussian process (GP) and sparse GP, our method shows a smooth decision boundary.

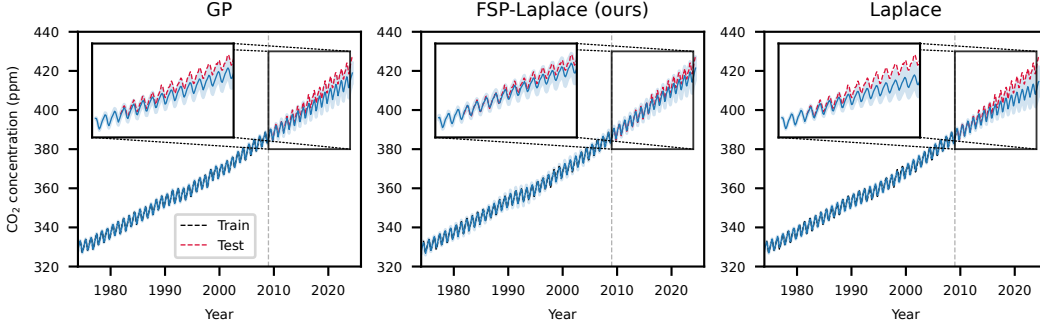


Figure C.8: Regression on the Mauna Loa dataset. Incorporating prior knowledge via a kernel tailored specifically to the dataset, our method (FSP-LAPLACE) results in a strong decrease in mean square error over baselines.

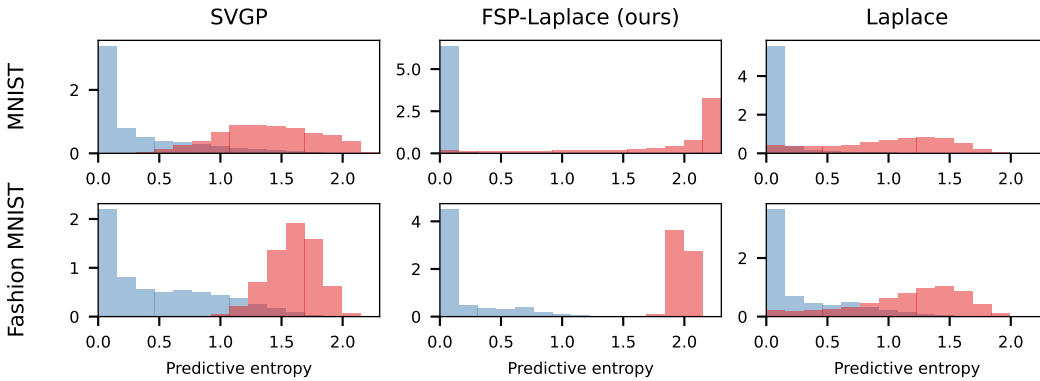


Figure C.9: Distribution of in-distribution (ID) and out-of-distribution (OOD) samples for the MNIST and Fashion MNIST image datasets. We observe that the predictive entropy produced by FSP-LAPLACE nearly perfectly partition ID and OOD data. This is reflected in OOD accuracy in [Table 2](#).

dissimilar to the training data with higher angles of rotation. Similar to the sparse GP and the linearized Laplace baselines, we find that FSP-LAPLACE yields low predictive entropy for small rotation angles and that the predictive entropy increases with the angle on both MNIST and FashionMNIST.

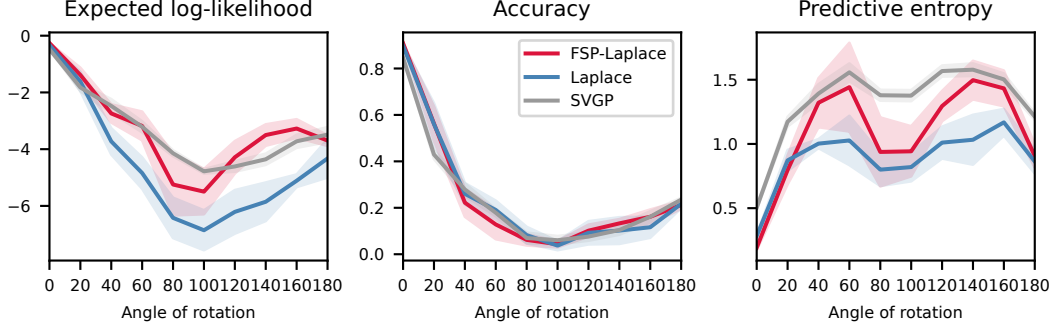


Figure C.10: Rotated Fashion MNIST experiment.

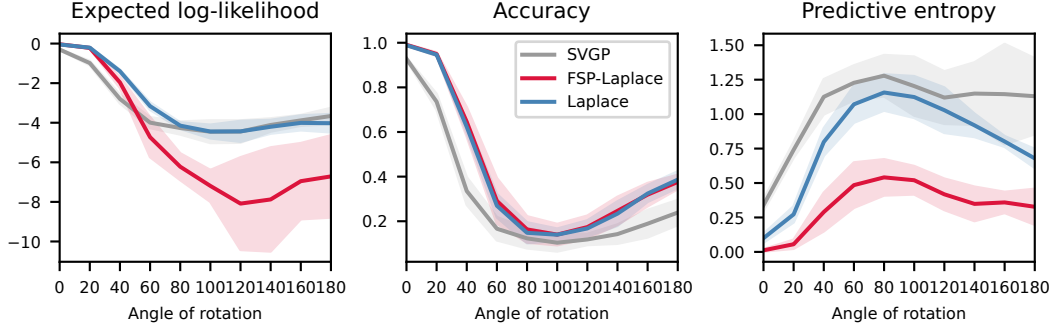


Figure C.11: Rotated MNIST experiment.

Regression with UCI datasets We further evaluate our method on regression datasets from the UCI repository [62] and compare FSP-LAPLACE to the Laplace, MAP, GP, and Sparse GP baselines. We perform leave-one-out 5-fold cross-validation, keeping 20% of the remaining train folds as validation data. We report the mean and standard-error of the expected log-likelihood with respect to samples from the posterior across the 5-folds. Additional details can be found in Appendix B.2. Results are presented in Table C.1. We find that our method performs well compared to baselines, obtaining a higher mean rank than all Bayesian methods (Laplace, GP, and Sparse GP) but a slightly lower mean rank than the MAP baseline (1.364 vs. 1.182). In particular, our method is noticeably more accurate than the Laplace.

Table C.1: Test log-likelihood and out-of-distribution accuracy of evaluated methods on regression datasets from the UCI repository. We find that our method obtains a higher mean rank than Bayesian baselines in terms of expected log-likelihood, and out-of-distribution detection accuracy of the same order of magnitude than baselines.

DATASET	EXPECTED LOG-LIKELIHOOD (†)					OUT-OF-DISTRIBUTION DETECTION ACCURACY (†)			
	FSP-LAPLACE (OURS)	LAPLACE	MAP	GP	SPARSE GP	FSP-LAPLACE (OURS)	LAPLACE	GP	SPARSE GP
BOSTON	-0.528 ± 0.028	-0.733 ± 0.019	-0.906 ± 0.274	-1.136 ± 0.035	-0.762 ± 0.077	0.905 ± 0.005	0.913 ± 0.008	0.948 ± 0.004	0.969 ± 0.003
CONCRETE	-0.297 ± 0.093	-0.538 ± 0.026	-0.199 ± 0.056	-0.766 ± 0.119	-0.609 ± 0.050	0.802 ± 0.024	0.859 ± 0.002	0.878 ± 0.005	0.854 ± 0.007
ENERGY	1.518 ± 0.043	1.423 ± 0.062	1.754 ± 0.058	1.370 ± 0.060	1.518 ± 0.032	1.000 ± 0.000	1.000 ± 0.000	1.000 ± 0.000	1.000 ± 0.000
KIN8NM	-0.153 ± 0.011	-0.199 ± 0.009	-0.105 ± 0.011	-	-0.206 ± 0.003	0.628 ± 0.003	0.609 ± 0.015	-	0.645 ± 0.004
NAVAL	3.415 ± 0.052	3.213 ± 0.028	3.460 ± 0.048	-	3.474 ± 0.019	1.000 ± 0.000	1.000 ± 0.000	-	1.000 ± 0.000
POWER	0.028 ± 0.012	0.016 ± 0.011	0.047 ± 0.013	-	0.026 ± 0.009	0.798 ± 0.003	0.820 ± 0.003	-	0.777 ± 0.004
PROTEIN	-1.000 ± 0.004	-1.043 ± 0.006	-1.003 ± 0.003	-	-1.035 ± 0.002	0.938 ± 0.005	0.992 ± 0.001	-	0.967 ± 0.001
WINE	-1.192 ± 0.032	-1.403 ± 0.014	-1.174 ± 0.022	-1.313 ± 0.032	-1.194 ± 0.020	0.758 ± 0.010	0.763 ± 0.012	0.812 ± 0.008	0.680 ± 0.014
YACHT	0.556 ± 0.129	0.136 ± 0.762	1.644 ± 0.310	1.336 ± 0.060	1.532 ± 0.139	0.865 ± 0.020	0.851 ± 0.029	0.842 ± 0.023	0.651 ± 0.011
WAVE	6.853 ± 0.046	6.460 ± 0.025	7.146 ± 0.195	-	4.909 ± 0.001	0.501 ± 0.000	0.810 ± 0.023	-	0.513 ± 0.001
DENMARK	-0.459 ± 0.011	-0.810 ± 0.010	-0.693 ± 0.014	-	-0.768 ± 0.001	0.702 ± 0.003	0.714 ± 0.006	-	0.626 ± 0.002
MEAN RANK	1.364	2.727	1.182	2.800	2.182	2.182	1.545	1.200	1.818

Out-of-distribution detection on tabular data We also investigate whether the epistemic uncertainty of FSP-LAPLACE is predictive of out-of-distribution data in the regression setting by evaluating it on out-of-distribution detection following Malinin et al. [63]. We report the accuracy of a single threshold to classify OOD from in-distribution (ID) data based on the predictive uncertainty. More details are presented in Appendix B.2. In the context of tabular data, we find that FSP-LAPLACE is generally weaker compared to the baselines and produces scores similar in magnitude to the ones obtained with the Laplace approximation (see Table C.1).