

Scikit-fingerprints: easy and efficient computation of molecular fingerprints in Python

Jakub Adamczyk*, Piotr Ludynia

AGH University of Krakow, Department of Computer Science, Cracow, Poland

Abstract

In this work, we present *scikit-fingerprints*, a Python package for computation of molecular fingerprints for applications in chemoinformatics. Our library offers an industry-standard scikit-learn interface, allowing intuitive usage and easy integration with machine learning pipelines. It is also highly optimized, featuring parallel computation that enables efficient processing of large molecular datasets. Currently, *scikit-fingerprints* stands as the most feature-rich library in the Python ecosystem, offering over 30 molecular fingerprints. Our library simplifies chemoinformatics tasks based on molecular fingerprints, including molecular property prediction and virtual screening. It is also flexible, highly efficient, and fully open source.

Keywords: molecular fingerprints, chemoinformatics, molecular property prediction, Python, machine learning, scikit-learn

2000 MSC: 92-04, 92-08, 92E10, 68N01

Metadata

1. Motivation and significance

Molecules are the basic structures processed in computational chemistry. They are most commonly represented as molecular graphs, which need to be converted into multidimensional vectors for the majority of processing algorithms, most prominently for machine learning (ML) applications. This is typically done with molecular fingerprints, which are feature extraction algorithms encoding structural information about molecules as vectors [1]. They are ubiquitously used in chemoinformatics, e.g. for chemical space diversity

*Corresponding author

Email address: jadamczyk@agh.edu.pl (Jakub Adamczyk)

Nr.	Code metadata description	Please fill in this column
C1	Current code version	1.6.1
C2	Permanent link to code/repository used for this code version	https://github.com/scikit-fingerprints/scikit-fingerprints/tree/SoftwareX_submission_v1.6.1
C3	Permanent link to Reproducible Capsule	
C4	Legal Code License	MIT
C5	Code versioning system used	git
C6	Software code languages, tools, and services used	Python 3.9 or newer, RDKit
C7	Compilation requirements, operating environments & dependencies	Linux, Windows, MacOS
C8	If available Link to developer documentation/manual	https://scikit-fingerprints.github.io/scikit-fingerprints/
C9	Support email for questions	jadamczy@agh.edu.pl

Table 1: Code metadata

measurement [2, 3, 4] and visualization [5, 6], clustering [7, 8, 9, 10], virtual screening [11, 12], molecular property prediction [13, 14, 15], and many more [16, 17, 18, 19, 20, 21]. These chemoinformatics tasks, often relying on machine learning methods, are important for many real-life applications, particularly in de novo drug design. For properly assessing the performance of predictive models, train-test splitting is crucial, and molecular fingerprints can also be used there [22, 23, 24, 25, 26]. The performance of fingerprint-based models remains very competitive, even compared to state-of-the-art graph neural networks (GNNs) [14].

Selection of the optimal fingerprint representation for a given application is nontrivial, and typically requires computing many different fingerprints [14], and may also require tuning their hyperparameters [27, 28]. Using multiple fingerprints at once often improves results, e.g., via concatenation [15] or data fusion [29, 30]. Processing large molecular datasets necessitates efficient implementations that leverage modern multicore CPUs. Python, the most popular language in chemoinformatics today, includes the scikit-learn library [31], which has become the de facto standard tool for machine learning tasks. The library is renowned for its intuitive and widely adopted API [32].

Popular open source tools for computing molecular fingerprints, such as Chemistry Development Kit (CDK) [33], OpenBabel [34] or RDKit [35], are written in Java or C++, and unfortunately only RDKit has an official Python

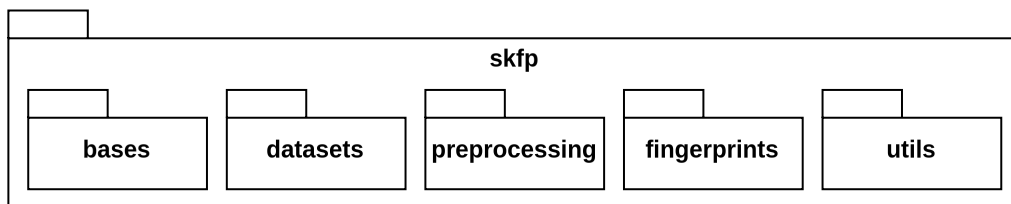


Figure 1: Package diagram of *scikit-fingerprints*.

wrapper. None of them are compatible with scikit-learn API, and they only support sequential computation. Each of these tools also supports only a limited number of fingerprints.

Here, we present *scikit-fingerprints*, a new Python library for easy and efficient computation of molecular fingerprints. It is fully scikit-learn compatible, enabling easy integration into ML pipelines as a feature extractor for molecular data. It offers optimized parallel computation of fingerprints, enabling processing of large datasets and experiments with multiple algorithms, like data fusion. We implemented over 30 different fingerprints, making it the most feature-rich library in Python ecosystem for molecular fingerprinting. Those include ones based only on molecular graph topology (2D), as well as those utilizing graph conformational structure (3D, spatial). It is fully open source, publicly available on PyPI [36] and on GitHub at <https://github.com/scikit-fingerprints/scikit-fingerprints>.

2. Software description

2.1. Software architecture

scikit-fingerprints is a Python package for computing molecular fingerprints, and it is aimed at chemoinformatics and ML workflows. Its interface is fully compatible with scikit-learn API [32], ensured by proper inheritance from scikit-learn base classes and comprehensive tests.

The package structure is shown in Figure 1. All functionality is contained in the `skfp` package, allowing easy imports. Base classes are in `skfp.bases` package, and they can be used to extend the functionality with new or customized fingerprints. `skfp.datasets` has functions for loading popular datasets, for easy benchmarking. `skfp.preprocessing` contains classes for preprocessing molecules before computing fingerprints, as described in Section 2.2.1. Fingerprints are represented as classes in package `skfp.fingerprints`. Lastly, `skfp.utils` contains additional utility classes, such as input type validators.

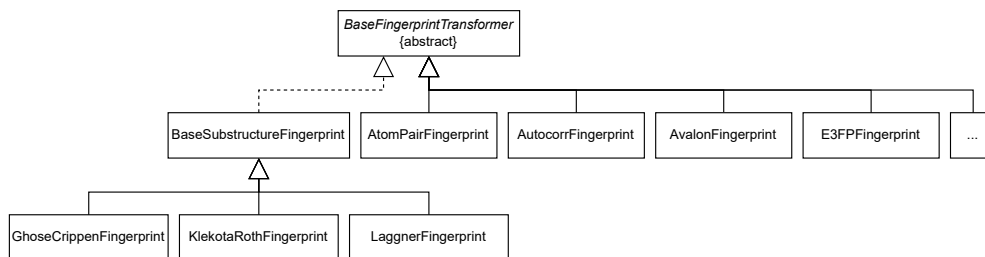


Figure 2: Class diagram for fingerprint classes. Some classes omitted for readability.

2.2. Software functionalities

scikit-fingerprints user-facing functionalities can be broken into preprocessing and fingerprint calculation. It also supports loading popular datasets. In addition, in contrast to existing software, we support efficient parallelism, and implement multiple measures for ensuring high code quality and security.

2.2.1. Preprocessing

Fingerprints take RDKit `Mol` objects as input to the `.transform()` method. However, for convenience, all 2D-based fingerprints also take SMILES input, converting them internally. If done multiple times, this entails a small performance penalty, so *scikit-fingerprints* offers `MolFromSmiles` and `MolToSmiles` classes for easier conversions.

SMILES representation for a molecule is not unique, and does not convey all information. In particular, incorrect or very unlikely molecules can be written in SMILES form. `MolFromSmiles` by design performs only basic checks, to enable reading arbitrary data. For expanded checks, we implemented `MolStandardizer` class. Since there is no one-size-fits-all solution for molecular standardization, we use the most broadly used sanity checks, recommended by RDKit [37]. This helps to ensure high data quality at the beginning of the pipeline.

All fingerprints utilizing conformational (3D, spatial) information require `Mol` input, with conformers calculated using RDKit, with `conf_id` property set. Conformer generation can be troublesome, with multiple different algorithms and settings available. `ConformerGenerator` class in *scikit-fingerprints* greatly simplifies this process, offering reasonable defaults. It attempts to maximize efficiency for easy molecules and minimize failure chance for complex compounds, based on ETKDGv3 algorithm [38], known to give excellent results [39].

2.2.2. Fingerprints calculation

Different molecular fingerprints are represented as classes, all inheriting from `BaseFingerprintTransformer`, and further from `BaseSubstructureFingerprint` for substructure fingerprints like Klekota-Roth [40] (see Figure 2). They are used as stateless transformer objects in scikit-learn, and used mainly via `.transform()` method. It takes a list of SMILES strings or RDKit `Mol` objects, and outputs a dense NumPy array [41] or sparse SciPy array in CSR format [42]. Various options, such as vector length for hashed fingerprints (e.g. ECFP [43]), binary/count variant, dense/sparse output etc. are specified by constructor parameters. This ensures full composability with scikit-learn constructs like pipelines and feature unions.

We implement over 30 different fingerprints of various types, e.g. circular ECFP [43] and SECFP [44], path-based Atom Pair [45] and Topological Torsion [46], substructure-based MACCS [47] and Klekota-Roth [40], physicochemical descriptors like USRCAT [48] and Mordred [49], and more. We used efficient RDKit subroutines, written in C++, e.g. for matching SMARTS patterns. A full list of implemented fingerprints is available in the *scikit-fingerprints* online documentation.

2.2.3. Parallelism

Since molecules can be processed independently when computing fingerprints, the task is “embarrassingly parallel” [50]. This means that we can efficiently utilize all available cores. To minimize inter-process communication, by default, input molecules are split into as many chunks as there are physical cores available, and processed in parallel by Python workers. We utilize Joblib [51], with Loky executor, which uses memory mapping to efficiently pass the resulting arrays between processes. Furthermore, by using sparse arrays and smaller chunk sizes, users can minimize the memory utilization for large datasets and fingerprints that yield long output vectors [28].

Furthermore, we support distributed computing with Dask [52], used as Joblib executor. This way, *scikit-fingerprints* can take advantage of large high-performance computing (HPC) clusters. All that is required is a single parameter passed to Joblib configuration, to connect to the Dask cluster [53].

2.2.4. Datasets loading

Fingerprints are often used in the context of molecular property prediction on standardized benchmarks. In particular, they constitute strong baselines, often outperforming complex graph neural networks (GNNs) [13, 17, 14]. Therefore, their easy usage is important for fair evaluation of advancements in graph classification.

We utilized HuggingFace Hub [54, 55] to host datasets. It offers easy downloading, caching, and loading datasets, with automated compression to Parquet format. Currently, the most widely used MoleculeNet [56] benchmark has been integrated, and further datasets can be easily added with unified interface. Users can load datasets similarly to scikit-learn example datasets. For example, loading the BBBP dataset from MoleculeNet uses the function `load_bbbp()`.

2.2.5. Code quality and CI/CD

We ensure high code quality and security with multiple measures. The code is versioned using Git and GitHub. New features have to be submitted through Pull Requests and undergo code review. We use pre-commit hooks [57] to verify code quality before each commit:

- **bandit** [58], **safety** [59] - security analysis and dependency vulnerability scanning, following security recommendations [60, 61]
- **black** [62], **flake8** [63], **isort** [64], **pyupgrade** [65] - code style, following reproducibility and readability guidelines [66]
- **mypy** [67] - type checking; our entire code is statically typed, following security recommendations [68, 69]
- **xenon** [70] - cyclomatic complexity

We implemented a comprehensive suite of 196 unit and integration tests. They use PyTest framework [71], and are run automatically on GitHub Runners as a part of CI/CD process. Passing all tests is required to merge the code into the master branch. We run tests on a full matrix of operating systems (Linux, Windows, MacOS) and Python versions (from 3.9 to 3.12), ensuring proper execution in different environments.

Any changes to the documentation are automatically deployed to the GitHub Pages. New package versions are deployed to PyPI by using GitHub Releases, with new changes description. Internally, this uses a GitHub Actions workflow and creates a Git tag on the commit used in the given release. *scikit-fingerprints* can be installed via pip by running `pip install scikit-fingerprints`.

3. Illustrative examples

3.1. Parallel computation

Computing fingerprints in parallel is useful for all molecular tasks, in particular for large databases in virtual screening. To illustrate the capability of

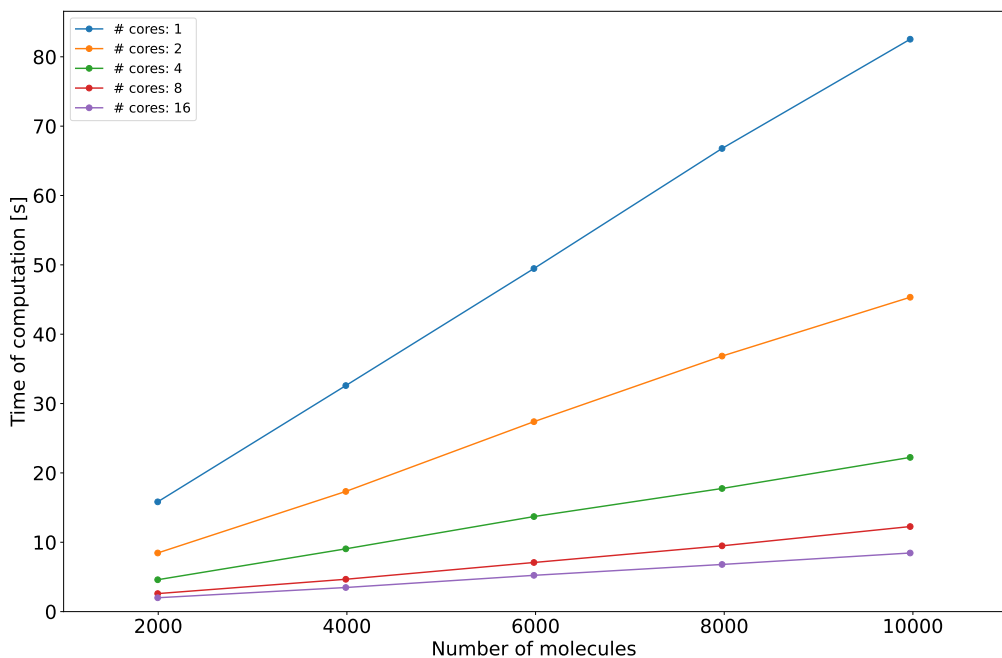


Figure 3: Computation time for PubChem fingerprint.

scikit-fingerprints in this regard, we compute fingerprints for popular HIV dataset from MoleculeNet benchmark [56]. It contains a wide variety of molecules for a medicinal chemistry data, including organometallics, small and large molecules, some atoms with very high number of bonds etc. We limit the data to 10 thousand molecules, due to high computational time of running the benchmark multiple times for many data sizes and fingerprints. Code is available in the GitHub repository, in **benchmarking** directory.

As an example, we present the timings for the PubChem fingerprint [72] in Figure 3, commonly used for virtual screening. Speedup for all fingerprints¹ is shown in Figure 4, when using 16 cores and 10 thousand molecules. Speedup is defined as a ratio of sequential to parallel computation time. We calculate those times as an average of 5 runs, using a machine with Intel Core i7-13700K 3.4 GHz CPU. For 3D fingerprints, we do not include the conformer generation time.

PubChem fingerprint clearly benefits from parallelism, with time decreasing with almost perfect speedup for more cores. This behavior is typical in par-

¹We omit Pharmacophore fingerprint due to excessive computation time. Due to checking multiple SMARTS patterns for all atoms, it is by far the slowest fingerprint.

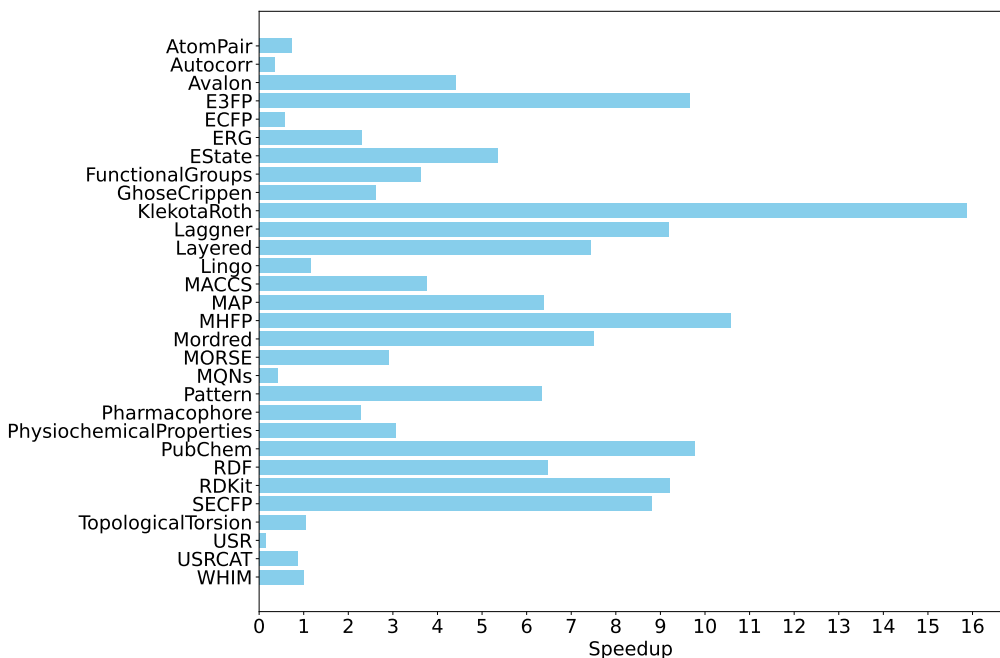


Figure 4: Speedup for fingerprints when using 16 cores.

ticular for all substructure-based fingerprints, which have to check numerous SMARTS patterns for each molecule. This gain is especially significant for larger datasets.

High speedup values indicate that a significant majority of fingerprints benefits from parallelism, with Klekota-Roth achieving the greatest improvement. In general, computationally costly ones like SECFP or Mordred gain the most. Only the fastest ones like ECFP or Atom Pair have speedup less than 1, meaning slower computation than the sequential one. However, we did not tune the number of cores here, and using 2 or 4 could be more beneficial for those fingerprints given this amount of data.

3.2. Sparse matrix support

Molecular fingerprints are often extremely sparse, therefore using proper representation can result in large savings in memory usage, compared to dense arrays. Differences are particularly significant for large datasets, which are typical for virtual screening or similarity searching.

scikit-fingerprints has full support for sparse matrix computations, using SciPy. As an example, we calculated the memory usage of the resulting fingerprint arrays for PCBA dataset from MoleculeNet [56], consisting of almost 440 thousand molecules. In Table 2, we report memory usage of

Fingerprint name	Dense array size (MB)	Sparse array size (MB)	Memory savings
Klekota-Roth	2029	23	88.2x
FCFP	855	15	57x
Physiochemical Properties	855	17	50.3x
ECFP	855	19	45x
Topological Torsion	855	19	45x

Table 2: Memory usage of fingerprints in dense and sparse versions.

dense and sparse representations. We also report memory savings, defined as how many times the sparse representation reduced the memory usage. For brevity, we show the results of 5 fingerprints with the largest reduction. Code to produce results for all fingerprints is available in the GitHub repository, in `benchmarking` directory.

Clearly, fingerprints greatly benefit from sparse representations, with density of arrays around just 1-2%. In particular, the very popular ECFP and FCFP fingerprints [43] are among those benefitting the most. The Klekota-Roth fingerprint [40], which is quite long for a substructure-based fingerprint, obtains a reduction from almost 2 GB RAM to just 23 MB, i.e. 88.2 times. Those savings would be even more important during hyperparameter tuning of downstream classifiers, when many copies of the data matrix are created. Using sparse representation did not negatively impact computation time, compared to the dense one.

3.3. Molecular property prediction

scikit-fingerprints can greatly simplify the process of classifying molecules. We show a part of a pipeline in Listing 3.3, responsible for computing ECFP fingerprints from SMILES strings and their classification. For brevity, we omit loading the data, which is just standard Pandas code for CSV files.

Inputs can be any sequences that consist of SMILES strings or RDKit `Mol` objects, e.g. Python lists, NumPy arrays, or Pandas series. Since `ECFPFingerprint` is a stateless transformer class, it uses an empty `.fit()` method in the pipeline. The code is also parallelized, requiring only the `n_jobs` parameter.

```
from sklearn.ensemble import RandomForestClassifier
from sklearn.pipeline import make_pipeline

from skfp.fingerprints import ECFPFingerprint

pipeline = make_pipeline(
```

```

    ECFPFingerprint(n_jobs=-1),
    RandomForestClassifier(n_jobs=-1, random_state=0)
)
pipeline.fit(smiles_train, y_train)

y_pred = pipeline.predict(smiles_test)

```

3.4. Fingerprint hyperparameter tuning

Most papers in the literature neglect hyperparameter tuning for molecular fingerprints, only tuning downstream classifiers. We conjecture that this is also due to the lack of easy to use and efficient software for computing fingerprints. The works that do perform such tuning [27, 28] indicate that it is indeed beneficial.

We performed hyperparameter tuning for all 2D fingerprints on MoleculeNet single-task classification datasets [56], using scaffold split provided by OGB [73]. Only the pharmacophore fingerprint was omitted due to excessive computation time for some molecules. A Random Forest classifier with default hyperparameters was used, in order to isolate the tuning improvements to just fingerprints. In Table 3, we report area under receiver operating characteristic curve (AUROC) values obtained when using tuned hyperparameters, improvement from tuning compared to the default parameters, and average gain over all datasets. Due to space limitations, we present the results for five fingerprints that had the highest average gain. They can be therefore considered the methods with the highest tunability [74]. Hyperparameter grids and code are available in the GitHub repository, in **benchmarking** directory. Tuning fingerprints results in considerable gains, as high as 5.8% AUROC in case of RDKit fingerprint [75] on BBBP dataset. Notably, substructure-based Ghose-Crippen fingerprint [76] gains 4% AUROC on average, using feature counts instead of binary indicators. This signifies that further research in this area, utilizing *scikit-fingerprints*, would be highly beneficial.

Fingerprint	Dataset AUROC and tuning gain			Average tuning AUROC gain
	BACE	BBBP	HIV	
GhoseCrippen	84.0 (+2.9)	73.3 (+4.9)	76.0 (+4.3)	+4.0
RDKit	83.0 (+1.2)	73.0 (+5.8)	76.7 (+0.6)	+2.5
Laggner	80.1 (+3.1)	73.8 (+0.7)	76.1 (+1.0)	+1.6
Avalon	83.8 (+2.3)	71.3 (+0.6)	78.0 (+1.7)	+1.5
EState	82.3 (+1.7)	71.7 (+1.0)	76.4 (+0.0)	+0.9

Table 3: Molecular property prediction performance using different fingerprints and gain from tuning their hyperparameters.

3.5. Complex pipelines for 3D fingerprints

For tasks requiring 3D information, i.e. fingerprints based on conformers, the whole processing pipeline becomes more complex. Conformers need to be generated and often post-processed with force field optimization, and resulting fingerprints may have missing values. Additionally, using more than one fingerprint is often beneficial, especially for virtual screening, as they take different geometry features into consideration. In Listing 3.5, we present an example how to create such pipeline for vectorizing molecules for screening, for GETAWAY [77] and WHIM [78] descriptors. This short example would require well over 100 lines of code in RDKit, even without parallelization.

```
from sklearn.impute import SimpleImputer

from skfp.fingerprints import (
    GETAWAYFingerprint, WHIMFingerprint
)
from skfp.preprocessing import ConformerGenerator
from sklearn.pipeline import make_pipeline, make_union

pipeline = make_pipeline(
    ConformerGenerator(
        optimize_force_field="MMFF94", n_jobs=-1
    ),
    make_union(
        GETAWAYFingerprint(n_jobs=-1),
        WHIMFingerprint(n_jobs=-1)
    ),
    SimpleImputer(strategy="mean"),
)
```

3.6. Comparison with existing software

We compare our library to existing libraries for chemoinformatics, which also include molecular fingerprints computation. Differences are summarized in table 4.

We implement the largest number of fingerprints, including both all those available in other libraries, and new ones like MAP4 [79] or E3FP [80]. In terms of Python support, *scikit-fingerprints* is the first one to have a native Python package, with other libraries not supporting Python at all (CDK and OpenBabel), or just using an autogenerated wrapper (RDKit). We also fully support parallelism and even distributed computing, which is either nonexistent or very limited elsewhere. *scikit-fingerprints* is also the only library utilizing pre-commit hooks and dedicated security tools, and offering convenient, integrated datasets.

	CDK	OpenBabel	RDKit	scikit-fingerprints
Language	Java	C++	C++	Python
Actively maintained?	Yes	No	Yes	Yes
Number of fingerprints	13	7	22	31
Official Python package	No	No (abandoned)	Yes (autogenerated)	Yes
Parallelism	No	No	Very limited	Yes
Pre-commit hooks	No	No	No	Yes
Code quality tools	Yes	No	Yes	Yes
Security tools	No	No	No	Yes
Integrated datasets	No	No	No	Yes
Easy commercial usage	Yes (LGPL-2.1)	No (GPL-2.0)	Yes (BSD-3)	Yes (MIT)

Table 4: Comparison of scikit-fingerprints with CDK and OpenBabel.

4. Impact

scikit-fingerprints is a comprehensive library for computing molecular fingerprints. Leveraging fully scikit-learn compatible interfaces, researchers can easily integrate it with complex pipelines for processing molecular data. Comprehensive capabilities, with over 30 fingerprints, both 2D and 3D, with efficient conformer generation, enable using varied solutions for molecular property prediction, virtual screening, and other tasks. Intuitive and unified APIs make it easy to use for domain specialists with less programming expertise, like computational chemists, chemoinformaticians, or molecular biologists. We also put strong emphasis on code quality, security, and automated checks and analyzers.

Lack of efficient parallelism is a major downside of existing solutions. Modern molecular databases can easily encompass millions of molecules, especially for virtual screening [11, 12]. Our solution, utilizing all available cores, results in significant speedups, enabling efficient processing of large datasets. This is also beneficial for hyperparameter tuning [27, 28], fingerprint concatenation [15], data fusion [29, 30], and other computationally complex tasks.

Simple class hierarchy and high code quality make our solution easily extensible. New fingerprints can easily be added, automatically benefiting from parallelization and scikit-learn compatibility. GitHub repository had 7 contributors to date, showing good reception by the community and easy learning curve. The first issue by an external researcher has been made in a week of making the library public, highlighting the need for modern software in this area.

The research shows that fingerprint-based molecular property prediction is still competitive compared to graph neural networks [13, 16, 14], justifying further research in this area. In particular, they should be applied as baselines

for fair evaluation of the impact of novel approaches, which is particularly easy with our library. *scikit-fingerprints* has already been applied to research in molecular chemistry. In [81], it was used to implement ECFP fingerprint as a baseline algorithm, ensuring fair comparison of various approaches on the MoleculeNet benchmark [56]. It is also being actively applied for predicting pesticide toxicity for honey bees, using recently proposed ApisTox dataset [82]. Additionally, numerous research projects and Master’s theses at Faculty of Computer Science at AGH University of Krakow are currently utilizing it. Finally, *scikit-fingerprints* is constantly evolving, with new fingerprints being added. We are also working on expanding the functionality, e.g. implementing data splitting functions based on fingerprints, or dataset loaders for popular benchmark datasets. Therefore, its impact in chemoinformatics will be even greater in the future.

5. Conclusions

We have developed *scikit-fingerprints*, an open-source Python library for computation of molecular fingerprints. It is simple to use, fully compatible with the scikit-learn API, and easily installable from PyPI. It is also the most feature-rich and highly efficient library available in the Python ecosystem, allowing parallel computation of over 30 different fingerprints. Multiple mechanisms have been implemented to ensure high code quality, maintainability, and security. It fills the gap for a single, definitive software in Python ecosystem for molecular fingerprints. It facilitates quicker, more efficient, and also more comprehensive experiments in fields of chemoinformatics, de novo drug design and computational molecular chemistry.

Acknowledgements

Research was supported by the funds assigned by Polish Ministry of Science and Higher Education to AGH University of Krakow, and by the grant from “Excellence Initiative - Research University” (IDUB) for the AGH University of Krakow. We thank Michał Szafarczyk and Michał Stefanik for help with code implementation, and Wojciech Czech for help with manuscript review. We also thank Alexandra Elbakyan for her work and support for accessibility of science.

References

- [1] R. Todeschini, V. Consonni, *Molecular Descriptors for Chemoinformatics*, John Wiley & Sons, 2009.

- [2] A. Koutsoukas, S. Paricharak, W. R. Galloway, D. R. Spring, A. P. IJzerman, R. C. Glen, D. Marcus, A. Bender, How Diverse Are Diversity Assessment Methods? A Comparative Analysis and Benchmarking of Molecular Descriptor Space, *Journal of Chemical Information and Modeling* 54 (1) (2014) 230–242.
- [3] R. Sayle, 2D similarity, diversity and clustering in RDKit, *RDKit UGM* (2019).
- [4] A. Bender, How Similar Are Those Molecules after All? Use Two Descriptors and You Will Have Three Different Answers, *Expert Opinion on Drug Discovery* 5 (12) (2010) 1141–1151.
- [5] S. Riniker, G. A. Landrum, Similarity maps - a visualization strategy for molecular fingerprints and machine-learning methods, *Journal of Cheminformatics* 5 (2013) 1–7.
- [6] Lovrić, Mario and Đuričić, Tomislav and Tran, Han T. N. and Hussain, Hussain and Lacić, Emanuel and Rasmussen, Morten A. and Kern, Roman, Should We Embed in Chemistry? A Comparison of Unsupervised Transfer Learning with PCA, UMAP, and VAE on Molecular Fingerprints, *Pharmaceuticals* 14 (8) (2021) 758.
- [7] S. Hernández-Hernández, P. J. Ballester, On the Best Way to Cluster NCI-60 Molecules, *Biomolecules* 13 (3) (2023) 498.
- [8] D. Butina, Unsupervised Data Base Clustering Based on Daylight’s Fingerprint and Tanimoto Similarity: A Fast and Automated Way To Cluster Small and Large Data Sets, *Journal of Chemical Information & Computer Sciences* 39 (4) (1999) 747–750.
- [9] M. G. Malhat, H. M. Mousa, A. B. El-Sisi, Improving Jarvis-Patrick algorithm for drug discovery, in: 2014 9th International Conference on Informatics and Systems, IEEE, 2014, pp. DEKM–61.
- [10] R. Taylor, Simulation Analysis of Experimental Design Strategies for Screening Random Compounds as Potential New Drugs and Agrochemicals, *Journal of Chemical Information & Computer Sciences* 35 (1) (1995) 59–67.
- [11] S. Riniker, G. A. Landrum, Open-source platform to benchmark fingerprints for ligand-based virtual screening, *Journal of Cheminformatics* 5 (1) (2013) 26.

- [12] I. Muegge, P. Mukherjee, An overview of molecular fingerprint similarity search in virtual screening, *Expert Opinion on Drug Discovery* 11 (2) (2016) 137–148.
- [13] B. Zagidullin, Z. Wang, Y. Guan, E. Pitkänen, J. Tang, Comparative analysis of molecular fingerprints in prediction of drug combination effects, *Briefings in Bioinformatics* 22 (6) (2021) bbab291.
- [14] D. Jiang, Z. Wu, C.-Y. Hsieh, G. Chen, B. Liao, Z. Wang, C. Shen, D. Cao, J. Wu, T. Hou, Could graph neural networks learn better molecular representation for drug discovery? A comparison study of descriptor-based and graph-based models, *Journal of Cheminformatics* 13 (2021) 1–23.
- [15] L. Xie, L. Xu, R. Kong, S. Chang, X. Xu, Improvement of Prediction Performance With Conjoint Molecular Fingerprint in Deep Learning, *Frontiers in Pharmacology* 11 (2020) 606668.
- [16] N. M. O’Boyle, R. A. Sayle, Comparing structural fingerprints using a literature-based similarity benchmark, *Journal of Cheminformatics* 8 (2016) 1–14.
- [17] D. Baptista, J. Correia, B. Pereira, M. Rocha, Evaluating molecular representations in machine learning models for drug response prediction and interpretability, *Journal of Integrative Bioinformatics* 19 (3) (2022) 20220006.
- [18] Y. Song, S. Chang, J. Tian, W. Pan, L. Feng, H. Ji, A Comprehensive Comparative Analysis of Deep Learning Based Feature Representations for Molecular Taste Prediction, *Foods* 12 (18) (2023) 3386.
- [19] Y. Long, H. Pan, C. Zhang, H. T. Song, R. Kondor, A. Rzhetsky, Molecular Fingerprints Are a Simple Yet Effective Solution to the Drug–Drug Interaction Problem, *Drugs* 500 (2022) 1–7.
- [20] D. Boldini, D. Ballabio, V. Consonni, R. Todeschini, F. Grisoni, S. A. Sieber, Effectiveness of molecular fingerprints for exploring the chemical space of natural products, *Journal of Cheminformatics* 16 (1) (2024) 35.
- [21] B. Ran, L. Chen, M. Li, Y. Han, Q. Dai, et al., Drug-Drug Interactions Prediction Using Fingerprint Only, *Computational and Mathematical Methods in Medicine* 2022 (2022).

- [22] J. Deng, Z. Yang, H. Wang, I. Ojima, D. Samaras, F. Wang, A systematic study of key elements underlying molecular property prediction, *Nature Communications* 14 (1) (2023) 6395. doi:<https://doi.org/10.1038/s41467-023-41948-6>.
- [23] M. Ashton, J. Barnard, F. Casset, M. Charlton, G. Downs, D. Gorse, J. Holliday, R. Lahana, P. Willett, Identification of Diverse Database Subsets using Property-Based and Fragment-Based Molecular Descriptions, *Quantitative Structure-Activity Relationships* 21 (6) (2002) 598–604. doi:<https://doi.org/10.1002/qsar.200290002>.
- [24] R. Kpanou, P. Dallaire, E. Rousseau, J. Corbeil, Learning self-supervised molecular representations for drug–drug interaction prediction, *BMC Bioinformatics* 25 (1) (2024) 47.
- [25] J. Adamczyk, J. Poziemski, P. Siedlecki, ApisTox: a new benchmark dataset for the classification of small molecules toxicity on honey bees, *arXiv preprint arXiv:2404.16196* (2024).
- [26] G. A. Landrum, M. Beckers, J. Lanini, N. Schneider, N. Stiefl, S. Riniker, SIMPD: an algorithm for generating simulated time splits for validating machine learning approaches, *Journal of Cheminformatics* 15 (1) (2023) 119.
- [27] S. Cui, Q. Li, D. Li, Z. Lian, J. Hou, et al., Hyper-Mol: Molecular Representation Learning via Fingerprint-Based Hypergraph, *Computational Intelligence and Neuroscience* 2023 (2023).
- [28] L. Pattanaik, C. W. Coley, Molecular Representation: Going Long on Fingerprints, *Chem* 6 (6) (2020) 1204–1207.
- [29] C. M. Ginn, P. Willett, J. Bradshaw, Combination Of Molecular Similarity Measures Using Data Fusion, in: *Virtual Screening: An Alternative or Complement to High Throughput Screening? Proceedings of the Workshop 'New Approaches in Drug Design and Discovery', special topic 'Virtual Screening', Schloß Rauischholzhausen, Germany, March 15–18, 1999, Springer, 2002*, pp. 1–16.
- [30] G. M. Sastry, V. S. Inakollu, W. Sherman, Boosting Virtual Screening Enrichments with Data Fusion: Coalescing Hits from Two-Dimensional Fingerprints, Shape, and Docking, *Journal of Chemical Information and Modeling* 53 (7) (2013) 1531–1542.

- [31] F. Pedregosa, G. Varoquaux, A. Gramfort, V. Michel, B. Thirion, O. Grisel, M. Blondel, P. Prettenhofer, R. Weiss, V. Dubourg, J. Vanderplas, A. Passos, D. Cournapeau, M. Brucher, M. Perrot, E. Duchesnay, Scikit-learn: Machine Learning in Python, *Journal of Machine Learning Research* 12 (2011) 2825–2830.
- [32] L. Buitinck, G. Louppe, M. Blondel, F. Pedregosa, A. Mueller, O. Grisel, V. Niculae, P. Prettenhofer, A. Gramfort, J. Grobler, R. Layton, J. VanderPlas, A. Joly, B. Holt, G. Varoquaux, API design for machine learning software: experiences from the scikit-learn project, in: *ECML PKDD Workshop: Languages for Data Mining and Machine Learning*, 2013, pp. 108–122.
- [33] C. Steinbeck, Y. Han, S. Kuhn, O. Horlacher, E. Luttmann, E. Willichagen, The Chemistry Development Kit (CDK): An open-source Java library for chemo-and bioinformatics, *Journal of Chemical Information & Computer Sciences* 43 (2) (2003) 493–500.
- [34] N. M. O’Boyle, M. Banck, C. A. James, C. Morley, T. Vandermeersch, G. R. Hutchison, Open Babel: An open chemical toolbox, *Journal of Cheminformatics* 3 (2011) 1–14.
- [35] RDKit: Open-source Cheminformatics, <https://www.rdkit.org>, accessed: 2024-05-08. doi:10.5281/zenodo.10633624.
- [36] PyPI: Python Package Index (PyPI) is a repository of software for the Python programming language, <https://pypi.org/>, accessed: 2024-05-08.
- [37] The RDKit Book: Molecular Sanitization, https://www.rdkit.org/docs/RDKit_Book.html#molecular-sanitization, accessed: 2024-05-08.
- [38] S. Wang, J. Witek, G. A. Landrum, S. Riniker, Improving Conformer Generation for Small Rings and Macrocycles Based on Distance Geometry and Experimental Torsional-Angle Preferences , *Journal of Chemical Information and Modeling* 60 (4) (2020) 2044–2058.
- [39] A. T. McNutt, F. Bisiriyu, S. Song, A. Vyas, G. R. Hutchison, D. R. Koes, Conformer Generation for Structure-Based Drug Design: How Many and How Good?, *Journal of Chemical Information and Modeling* 63 (21) (2023) 6598–6607.

- [40] J. Klekota, F. P. Roth, Chemical substructures that enrich for biological activity, *Bioinformatics* 24 (21) (2008) 2518–2525.
- [41] C. R. Harris, K. J. Millman, S. J. van der Walt, R. Gommers, P. Virtanen, D. Cournapeau, E. Wieser, J. Taylor, S. Berg, N. J. Smith, R. Kern, M. Picus, S. Hoyer, M. H. van Kerkwijk, M. Brett, A. Haldane, J. F. del Río, M. Wiebe, P. Peterson, P. Gérard-Marchant, K. Sheppard, T. Reddy, W. Weckesser, H. Abbasi, C. Gohlke, T. E. Oliphant, Array programming with NumPy, *Nature* 585 (7825) (2020) 357–362. doi:10.1038/s41586-020-2649-2.
URL <https://doi.org/10.1038/s41586-020-2649-2>
- [42] P. Virtanen, R. Gommers, T. E. Oliphant, M. Haberland, T. Reddy, D. Cournapeau, E. Burovski, P. Peterson, W. Weckesser, J. Bright, S. J. van der Walt, M. Brett, J. Wilson, K. J. Millman, N. Mayorov, A. R. J. Nelson, E. Jones, R. Kern, E. Larson, C. J. Carey, Í. Polat, Y. Feng, E. W. Moore, J. VanderPlas, D. Laxalde, J. Perktold, R. Cimrman, I. Henriksen, E. A. Quintero, C. R. Harris, A. M. Archibald, A. H. Ribeiro, F. Pedregosa, P. van Mulbregt, SciPy 1.0 Contributors, SciPy 1.0: Fundamental Algorithms for Scientific Computing in Python, *Nature Methods* 17 (2020) 261–272. doi:10.1038/s41592-019-0686-2.
- [43] D. Rogers, M. Hahn, Extended-Connectivity Fingerprints, *Journal of Chemical Information and Modeling* 50 (5) (2010) 742–754.
- [44] D. Probst, J.-L. Reymond, A probabilistic molecular fingerprint for big data settings, *Journal of Cheminformatics* 10 (2018) 1–12.
- [45] R. E. Carhart, D. H. Smith, R. Venkataraghavan, Atom pairs as molecular features in structure-activity studies: definition and applications, *Journal of Chemical Information and Computer Sciences* 25 (2) (1985) 64–73.
- [46] R. Nilakantan, N. Bauman, J. S. Dixon, R. Venkataraghavan, Topological torsion: a new molecular descriptor for SAR applications. Comparison with other descriptors, *Journal of Chemical Information and Computer Sciences* 27 (2) (1987) 82–85.
- [47] J. L. Durant, B. A. Leland, D. R. Henry, J. G. Nourse, Reoptimization of MDL keys for use in drug discovery, *Journal of Chemical Information & Computer Sciences* 42 (6) (2002) 1273–1280.

- [48] A. M. Schreyer, T. Blundell, USRCAT: real-time ultrafast shape recognition with pharmacophoric constraints, *Journal of Cheminformatics* 4 (2012) 1–12.
- [49] H. Moriwaki, Y.-S. Tian, N. Kawashita, T. Takagi, Mordred: a molecular descriptor calculator, *Journal of Cheminformatics* 10 (2018) 1–14.
- [50] M. Herlihy, N. Shavit, *The Art of Multiprocessor Programming*, Revised Reprint, Elsevier, 2012, p. 14.
- [51] Joblib: running Python functions as pipeline jobs, <https://joblib.readthedocs.io/en/stable/>, accessed: 2024-05-08.
- [52] M. Rocklin, et al., Dask: Parallel computation with blocked algorithms and task scheduling., in: *SciPy*, 2015, pp. 126–132.
- [53] Dask documentation: Scikit-Learn & Joblib, <https://ml.dask.org/joblib.html>, accessed: 2024-05-08.
- [54] T. Wolf, L. Debut, V. Sanh, J. Chaumond, C. Delangue, A. Moi, P. Cistac, T. Rault, R. Louf, M. Funtowicz, et al., HuggingFace’s Transformers: State-of-the-art Natural Language Processing, *arXiv preprint arXiv:1910.03771* (2019).
- [55] HuggingFace Hub: scikit-learn organization, <https://huggingface.co/scikit-fingerprints>, accessed: 2024-05-08.
- [56] Z. Wu, B. Ramsundar, E. N. Feinberg, J. Gomes, C. Geniesse, A. S. Pappu, K. Leswing, V. Pande, MoleculeNet: A Benchmark for Molecular Machine Learning, *Chemical science* 9 (2) (2018) 513–530.
- [57] pre-commit: A framework for managing and maintaining multi-language pre-commit hooks, <https://pre-commit.com>, accessed: 2024-05-08.
- [58] bandit: a tool designed to find common security issues in Python code, <https://bandit.readthedocs.io/en/latest/>, accessed: 2024-05-08.
- [59] Safety: Python dependency vulnerability scanner, <https://github.com/pyupio/safety>, accessed: 2024-05-08.
- [60] S. Peng, P. Liu, J. Han, A Python Security Analysis Framework in Integrity Verification and Vulnerability Detection, *Wuhan University Journal of Natural Sciences* 24 (2) (2019) 141–148.

- [61] M. Alfadel, D. E. Costa, E. Shihab, Empirical analysis of security vulnerabilities in Python packages, *Empirical Software Engineering* 28 (3) (2023) 59.
- [62] black: The uncompromising Python code formatter, <https://black.readthedocs.io/en/stable/>, accessed: 2024-05-08.
- [63] flake8: Your Tool For Style Guide Enforcement, <https://flake8.pycqa.org/en/latest/>, accessed: 2024-05-08.
- [64] isort: A Python utility / library to sort imports, <https://pycqa.github.io/isort/>, accessed: 2024-05-08.
- [65] pyupgrade: A tool to automatically upgrade syntax for newer versions of the language, <https://github.com/asottile/pyupgrade>, accessed: 2024-05-08.
- [66] C. T. Hoyt, B. Zdrazil, R. Guha, N. Jeliaskova, K. Martinez-Mayorga, E. Nittinger, Improving reproducibility and reusability in the Journal of Cheminformatics, *Journal of Cheminformatics* 15 (1) (2023) 62.
- [67] mypy: Optional static typing for Python, <https://mypy-lang.org/>, accessed: 2024-05-08.
- [68] F. Khan, B. Chen, D. Varro, S. McIntosh, An Empirical Study of Type-Related Defects in Python Projects, *IEEE Transactions on Software Engineering* 48 (8) (2021) 3145–3158.
- [69] H. Gulabovska, Z. Porkoláb, Survey on Static Analysis Tools of Python Programs, in: *SQAMIA*, 2019.
- [70] xenon: Monitoring tool based on radon, <https://github.com/rubik/xenon>, accessed: 2024-05-08.
- [71] pytest: Helps you write better programs, <https://pytest.org/>, accessed: 2024-05-08.
- [72] PubChem Subgraph Fingerprint, https://ftp.ncbi.nlm.nih.gov/pubchem/specifications/pubchem_fingerprints.pdf, accessed: 2024-05-08.
- [73] W. Hu, M. Fey, M. Zitnik, Y. Dong, H. Ren, B. Liu, M. Catasta, J. Leskovec, Open Graph Benchmark: Datasets for Machine Learning on Graphs, *Advances in Neural Information Processing Systems* 33 (2020) 22118–22133.

- [74] P. Probst, A.-L. Boulesteix, B. Bischl, Tunability: Importance of Hyperparameters of Machine Learning Algorithms, *Journal of Machine Learning Research* 20 (53) (2019) 1–32.
- [75] The RDKit Book: RDKit Fingerprints, https://www.rdkit.org/docs/RDKit_Book.html#rdkit-fingerprints, accessed: 2024-05-08.
- [76] A. K. Ghose, G. M. Crippen, Atomic Physicochemical Parameters for Three-Dimensional Structure-Directed Quantitative Structure-Activity Relationships I. Partition Coefficients as a Measure of Hydrophobicity, *Journal of Computational Chemistry* 7 (4) (1986) 565–577.
- [77] V. Consonni, R. Todeschini, M. Pavan, Structure/Response Correlations and Similarity/Diversity Analysis by GETAWAY Descriptors. 1. Theory of the Novel 3D Molecular Descriptors, *Journal of Chemical Information and Computer Sciences* 42 (3) (2002) 682–692.
- [78] R. Todeschini, P. Gramatica, et al., New 3D molecular descriptors: the WHIM theory and QSAR applications, *Perspectives in Drug Discovery and Design* 9 (0) (1998) 355–380.
- [79] A. Capecchi, D. Probst, J.-L. Reymond, One molecular fingerprint to rule them all: drugs, biomolecules, and the metabolome, *Journal of Cheminformatics* 12 (2020) 1–15.
- [80] S. D. Axen, X.-P. Huang, E. L. Cáceres, L. Gendele, B. L. Roth, M. J. Keiser, A Simple Representation of Three-Dimensional Molecular Structure, *Journal of Medicinal Chemistry* 60 (17) (2017) 7393–7409.
- [81] J. Adamczyk, W. Czech, Molecular topological profile (moltop) – simple and strong baseline for molecular graph classification (2024). **arXiv:** 2407.12136.
URL <https://arxiv.org/abs/2407.12136>
- [82] J. Adamczyk, J. Poziemski, P. Siedlecki, ApisTox: a new benchmark dataset for the classification of small molecules toxicity on honey bees, *arXiv preprint arXiv:2404.16196* (2024).