

Disturbance Observer for Estimating Coupled Disturbances

Jindou Jia, Yuhang Liu, Kexin Guo, Xiang Yu, Lihua Xie, *Fellow, IEEE*, and Lei Guo, *Fellow, IEEE*

Abstract—High-precision control for nonlinear systems is impeded by the low-fidelity dynamical model and external disturbance. Especially, the intricate coupling between internal uncertainty and external disturbance is usually difficult to be modeled explicitly. Here we show an effective and convergent algorithm enabling accurate estimation of the coupled disturbance via combining control and learning philosophies. Specifically, by resorting to *Chebyshev* series expansion, the coupled disturbance is firstly decomposed into an unknown parameter matrix and two known structures depending on system state and external disturbance respectively. A Regularized Least Squares (RLS) algorithm is subsequently formalized to learn the parameter matrix by using historical time-series data. Finally, a higher-order disturbance observer (HODO) is developed to achieve a high-precision estimation of the coupled disturbance by utilizing the learned portion. The efficiency of the proposed algorithm is evaluated through extensive simulations. We believe this work can offer a new option to merge learning schemes into the control framework for addressing existing intractable control problems.

Index Terms—Disturbance observer, coupled disturbance, learning for control.

I. INTRODUCTION

High-precision control is crucial for nonlinear systems where model uncertainty and external disturbance are pervasive. A plethora of advanced schemes have been proposed to address model uncertainties and external disturbances, separately. Yet, for systems in which model uncertainty and external disturbance are coupled, such as the aerodynamic drag of quadrotor, which depends on not only the external wind speed but also the system attitude [1]–[3], fewer schemes with theoretical guarantees have been developed.

In the control community, many studies attempt to estimate the coupled disturbance with a bounded derivative assumption, such as Extended State Observer (ESO) [4] and Nonlinear Disturbance Observer (NDO) [5]. This bounded derivative assumption has limitations from a theoretical perspective. This

assumption demands that the state of the system should be bounded even before we talk about whether the system is stable with subsequent anti-disturbance strategy [6], which causes a causality dilemma. Moreover, this assumption usually results in a bounded disturbance estimation error. A smaller derivative bound of the coupled disturbance is required for a small estimation error, which may not be satisfied. Disturbance observer-based approaches have yet to achieve a zero-error estimation of coupled disturbance.

Benefiting from the growing computing power, the availability of training massive data, and the improvement of learning algorithms, data-driven learning approaches appear to be an alternative for handling the coupled disturbance. In the data-driven paradigm, some approaches attempt to learn the unknown structure and parameters of the coupled disturbance [3]. However, a major challenge is that the external time-varying disturbance (learning input) cannot be sampled, even offline. Nowadays, with the assistance of meta-learning philosophies, several works try to establish a bi-level optimization to handle coupled disturbances [1], [2]. Merged with online adaptive control, meta-learning can remarkably improve the control performance, but these have yet to result in a zero-error estimation of the coupled disturbance. Moreover, offline training for these methods is labor intensive.

A. Contributions

In this work, by integrating data-driven learning and control-theoretic techniques, a convergent estimation algorithm is proposed for coupled disturbances. A learning algorithm is employed to learn the latent invariable structure of the disturbance offline, while an adaptive observer is used to estimate the time-varying part of the disturbance online [7]. The main contributions of this article are summarized as follows:

- 1) A variable separation principle (Theorem 1) is established to decompose the coupled disturbance into an unknown parameter matrix, a system-state-related matrix, and an external-disturbance-related vector, with an arbitrarily small residual.
- 2) With an analytic assumption on external disturbance, a corollary (Corollary 1) is further developed, which enables the unknown parameter matrix to be learned in a supervised way. Afterward, the learning objective is formalized as a Regularized Least Squares (RLS) problem with a closed-form solution.
- 3) By leveraging the learned knowledge, a higher-order disturbance observer (HODO) is finally designed, which can achieve zero-error estimation of the coupled disturbance (Theorem 2).

In the proposed framework, 1) there is no need to manually model complex disturbance, 2) the bounded derivative

This work was supported in part by the Defense Industrial Technology Development Program (Grant Number JCKY2020601C016), the National Natural Science Foundation of China (Grant Numbers 61833013, 61973012, 62388101, 62273023), the National Key Research and Development Program of China (Grant Number 2022YFB4701301), the Key Research and Development Program of Zhejiang (Grant Number 2021C03158), the Major Science and Technology Innovation Program of Hangzhou (Grant Number 2022AIZD0137), the Beijing Nova Program (Grant Number 20230484266) and the Outstanding Research Project of Shen Yuan Honors College, BUAA (Grant Number 230122104). (*Corresponding author: Kexin Guo.*)

J. J. Jia, X. Yu, and L. Guo are with the School of Automation Science and Electrical Engineering, Beihang University, 100191, Beijing, China (e-mail: {jia, xiangyu_buaa, lguo}@buaa.edu.cn). J. J. Jia is also with Shen Yuan Honors College, Beihang University, 100191, Beijing, China.

Y. H. Liu and K. X. Guo are with the School of Aeronautic Science and Engineering, Beihang University, 100191, Beijing, China (e-mail: {lyhbuua, kxguo}@buaa.edu.cn).

L. H. Xie is with the School of Electrical and Electronic Engineering, Nanyang Technological University, 639798, Singapore (e-mail: elhxie@ntu.edu.sg).

assumption on the coupled disturbance in [4], [5] and the constant assumption on the external disturbance in [1], [2] can be avoided, and 3) the implemented learning strategy is explainable and lightweight compared with Deep Neural Networks (DNNs) based methods in [1], [2]. Multiple numerical tests are conducted to verify the efficiency of the proposed method. Simulation code can be found at https://github.com/JIAjindou/Coupled_disturbance.git.

B. Organization and Notation

The article is organized as follows. Section II surveys related works. Section III formulates the disturbance estimation problem for general control affine systems. Section IV presents the main theoretical result. The applicability of the proposed algorithm is demonstrated in Section V. Section VI concludes this article and indicates future work.

Notation. Throughout the paper, \mathbb{R} denotes the real number set; \mathbb{Z}^+ denotes the non-negative integer set; $|x|$ denotes the absolute value of a scalar x ; $\|\mathbf{x}\|$ denotes the 2-norm of a vector \mathbf{x} ; $\|\mathbf{A}\|_F$ denotes the *Frobenius*-norm of a matrix \mathbf{A} ; x_i denotes the i -th element of a vector \mathbf{x} ; \mathbf{X}_{ij} denotes the i -th row, j -th column element of a matrix \mathbf{X} ; $\mathbf{X}(i, :)$ denotes the i -th row vector of a matrix \mathbf{X} ; $\vec{\cdot}$ denotes a unit right shift operator; $\lambda_m(\cdot)$ represents the minimum eigenvalue of a matrix; \mathbf{I} and $\mathbf{0}$ represent the identity and zero matrices with appropriate sizes, respectively. Moreover, Mean Absolute Error (MAE) is defined as $MAE = \frac{1}{n_d} \sum_{i=1}^{n_d} \|\mathbf{x}_i - \mathbf{x}_{d,i}\|$ to evaluate simulation results, where n_d denotes the size of collected data, \mathbf{x}_i and $\mathbf{x}_{d,i}$ denote i -th evaluated variable and its desired value, respectively.

II. RELATED WORK

In this section, we review key areas related to this work. We begin by discussing recent research in the well-studied area of disturbance observers. As our proposed method falls into the realm of the scheme combining control and data-driven learning, the related advanced research is also reviewed. The connections between existing approaches and our contribution are emphasized.

A. Analytical Disturbance Estimation

The basic idea of the disturbance estimation approach is to design an ad-hoc observer to estimate the disturbance by utilizing its influence on the system [8]. The estimation method is a two-degree-of-freedom control framework [9], [10], which can achieve tracking and anti-disturbance performances simultaneously. For most disturbance observers, like Frequency Domain Disturbance Observer (FDDO) [11], ESO [4], Unknown Input Observer (UIO) [12], Generalized Proportional Integral Observer (GPIO) [13], and Time Domain Nonlinear Disturbance Observer (TDNDO) [14], zero-error estimation can be usually achieved in the event of constant disturbances. For more complicated time-varying disturbances, accurate estimation usually requires *a priori* knowledge of disturbance features. For example, UIO [12] and TDNDO [15] can accurately estimate the harmonic disturbance if its

frequency is known. GPIO [13] and higher-order TDNDO [16] can achieve an asymptotic estimation of the disturbance represented by a high-order polynomial of time series. More recently, for multi-disturbance with limited *a priori* information, the simultaneous attenuation and compensation approach appears to be a nascent solution [9].

Most disturbance observers are limited to external disturbances and show unsatisfactory performance for inner model uncertainty. Some researchers attempt to estimate a coupled disturbance with a bounded derivative assumption, such as ESO [4] and NDO [5]. This bounded derivative assumption has limitations from a theoretical perspective because it demands that the system state is bounded in advance [6]. Moreover, a large derivative bound can result in a large estimation error.

A two-stage Active Disturbance Rejection Control (ADRC) strategy [6] is designed in order to avoid the requirement of bounded derivative assumption on system states. The controller in the first stage guarantees the boundness of the system state by a special auxiliary function, and a linear ESO in the second stage is employed to estimate the total disturbance. However, the existence of the auxiliary function is not discussed. Another solution is to utilize *a priori* disturbance structure. Focusing on wind disturbance, a refined disturbance observer is proposed in [17] to directly estimate the wind speed instead of the whole wind disturbance. By this means, not only the bounded derivative assumption of the coupled disturbance is avoided, but also the bound of estimation error is reduced. However, this scheme is limited to the case with an explicitly known disturbance coupling structure.

B. Combining Analytical Control and Data-Driven Learning

Nowadays, the interest in combining control-theoretic approaches with data-driven learning techniques is thriving for achieving stable, high-precision control. In [18], DNNs are utilized to synthesize control certificates such as *Lyapunov* functions and barrier functions to guarantee the safety and stability of the learned control system. In [19], DNNs are employed to learn the mass matrix and the potential energy in *Lagrangian* mechanics and *Hamiltonian* mechanics. Compared to naive black-box model learning, a more interpretable and plausible model that conserves energy can be obtained. With respect to the uncertainty satisfying *Gaussian* distribution, a *Gaussian* belief propagation method is designed in [20] to compute the uncertainty, which is finally utilized to tighten constraints of Model Predictive Control (MPC). [21] finds that a higher-order nonlinear system controller by the Reinforcement Learning (RL) policy behaves like a linear system. The stability of the RL policy can be analyzed by the identified linear closed-loop system with the pole-zero method. [22] combines a robust control and Echo State Networks (ESN) to control nonlinear systems, where ESN is employed to learn the inverse dynamics and to help mitigate disturbance. However, the bounds of disturbance and learning output need to be known.

Even with these advances, for nonlinear systems perturbed by external time-varying disturbances that cannot be accurately sampled, data-driven supervised learning methods would no longer be applicable. Several works are proposed to handle

the coupled disturbance by establishing a bi-level optimization problem [1], [2]. Within the framework of adaptive control, the nonlinear features depending on the system state are learned via meta-learning offline in [1]. This work breaks through the assumption that the unknown dynamics are linearly parameterizable in the traditional adaptive control method. [2] develops a control-oriented meta-learning framework, which uses the adaptive controller as the base learner to attune learning to the downstream control objective. Both methods attribute the effect of external disturbance in the last layer of the neural networks, which is estimated adaptively online. However, the above scheme ensures zero-error convergence only when the external disturbance is constant. Moreover, laborious offline training is needed.

In this work, the coupled disturbance can be accurately estimated by merging the data-driven learning with an analytical disturbance observer. Not only the bounded derivative assumption in estimation methods [4] can be avoided, but also the requirement of the external disturbance being a constant in learning methods [1], [2] can be relaxed.

III. PROBLEM FORMULATION

Consider a general control affine system of the form

$$\dot{\boldsymbol{x}} = \boldsymbol{f}_x(\boldsymbol{x}) + \boldsymbol{f}_u(\boldsymbol{x}) \boldsymbol{u} + \boldsymbol{\Delta}(\boldsymbol{x}, \boldsymbol{d}), \quad (1)$$

where $\boldsymbol{x} \subset \mathcal{X} \in \mathbb{R}^n$ and $\boldsymbol{u} \subset \mathcal{U} \in \mathbb{R}^o$ denote the state and the control input, respectively; \mathcal{X} and \mathcal{U} are the state and control spaces of dimensionality n and o , respectively; $\boldsymbol{f}_x(\cdot) \in \mathbb{R}^n$ and $\boldsymbol{f}_u(\cdot) \in \mathbb{R}^{n \times o}$ are nonlinear mappings, which are continuously differentiable; $\boldsymbol{\Delta} \in \mathbb{R}^n$ represents the coupled disturbance, which is analytic. It depends on the system state \boldsymbol{x} and the external disturbance $\boldsymbol{d} \subset \mathcal{D} \in \mathbb{R}^m$ with \mathcal{D} being the disturbance space of dimensionality m .

$\boldsymbol{\Delta}(\boldsymbol{x}, \boldsymbol{d})$ can encompass a wide variety of disturbances, such as the wind disturbance for the quadrotor and the unwanted base moving disturbance for the manipulator. Specifically, the wind disturbance for the quadrotor depends on not only the external wind speed but also the internal system attitude [1]–[3], and the unwanted base moving disturbance for the manipulator depends on not only the external base variation but also the internal position of the end-effector [23]. **Problem Statement:** Consider system (1). The objective is to develop an algorithm to accurately estimate the coupled disturbance $\boldsymbol{\Delta}(\boldsymbol{x}, \boldsymbol{d})$ only using control input \boldsymbol{u} and measurable system state \boldsymbol{x} .

Previous works [4], [5], [24] usually estimate the coupled disturbance $\boldsymbol{\Delta}$ with a bounded derivative assumption, i.e., there exists an unknown positive value γ_{Δ} such that

$$\|\dot{\boldsymbol{\Delta}}(\boldsymbol{x}, \boldsymbol{d})\| \leq \gamma_{\Delta}. \quad (2)$$

Three limitations exist in this assumption. **(L-1)** The bounded assumption on $\boldsymbol{\Delta}$ demands that \boldsymbol{x} should be bounded even before we talk about whether the system is stable with subsequent anti-disturbance strategy [6]. **(L-2)** The evolution of \boldsymbol{x} will change after the estimated disturbance is compensated. There is no guarantee that this assumption will always be satisfied. **(L-3)** The final disturbance estimation

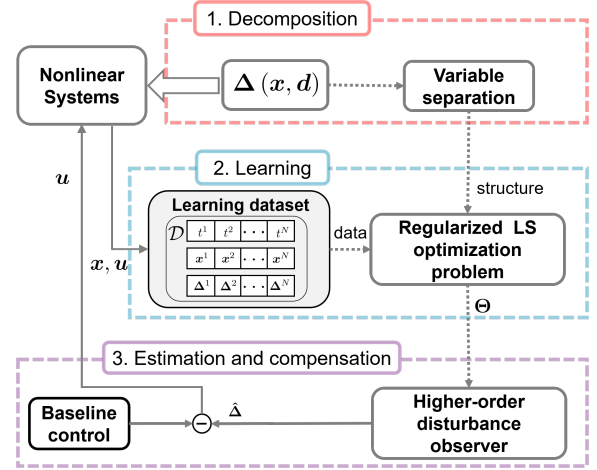


Fig. 1. Overall framework of our proposed disturbance estimation algorithm.

error usually depends on γ_{Δ} , which may be large.

Our Solution: The core idea is to 1) decompose the coupled disturbance $\boldsymbol{\Delta}(\boldsymbol{x}, \boldsymbol{d})$ into an unknown parameter matrix, a \boldsymbol{x} -related matrix, and a \boldsymbol{d} -related vector, with an arbitrarily small residual, 2) offline learn the unknown parameter from past data, and 3) online estimate the remaining \boldsymbol{d} -related portion convergently. The whole process is schematized in Fig. 1. By resorting to the proposed HODO, the limitations **(L-1)**–**(L-3)** can be breached.

IV. METHOD

A. Decomposition of the Coupled Disturbance

Before introducing the variable separation theorem for the coupled disturbance $\boldsymbol{\Delta}(\boldsymbol{x}, \boldsymbol{d})$, a preliminary lemma from [1, Theorem 3] is reviewed for a scalar $\Delta_i(\boldsymbol{x}, \boldsymbol{d})$ firstly. For the sake of simplification, we consider the case on $[\boldsymbol{x}, \boldsymbol{d}] \in [-1, 1]^n \times [-1, 1]^m$. By normalization, the following results can be generalized to the case on $[\boldsymbol{x}, \boldsymbol{d}] \in \mathcal{X} \times \mathcal{D}$.

Lemma 1. [1, Theorem 3] Assume an analytic function $\Delta_i(\boldsymbol{x}, \boldsymbol{d}) \in \mathbb{R}$ for all $[\boldsymbol{x}, \boldsymbol{d}] \in [-1, 1]^n \times [-1, 1]^m$. For any small value $\epsilon > 0$, there always exist $p = O\left(\frac{\log(1/\epsilon)}{\sqrt{n+m}}\right) \in \mathbb{Z}^+$, $\phi_i(\boldsymbol{x}) \in \mathbb{R}^{1 \times s}$ consisting of Chebyshev polynomials and unknown constant parameters, $\boldsymbol{\xi}(\boldsymbol{d}) \in \mathbb{R}^s$ consisting only of Chebyshev polynomials such that

$$\sup_{[\boldsymbol{x}, \boldsymbol{d}] \in [-1, 1]^{n+m}} |\Delta_i(\boldsymbol{x}, \boldsymbol{d}) - \phi_i(\boldsymbol{x}) \boldsymbol{\xi}(\boldsymbol{d})| \leq \epsilon, \quad (3)$$

and $s = (p+1)^m = O(\log(1/\epsilon)^m)$.

$\phi_i(\boldsymbol{x}) \boldsymbol{\xi}(\boldsymbol{d})$ is a compact product form of the truncated Chebyshev expansions presented in (4). $b_{k_1, \dots, k_n, l_1, \dots, l_m}^i \in \mathbb{R}$ represents the polynomial coefficient. Later in the article, $b_{k_1, \dots, k_n, l_1, \dots, l_m}^i$ is simplified as b_{h_k, h_l}^i by letting $h_k = \sum_{i=1}^n k_i (p+1)^{i-1}$ and $h_l = \sum_{i=1}^m l_i (p+1)^{i-1}$. T_i represents the i -th order Chebyshev polynomial. (5) and (6) detail the architectures of $\phi_i(\boldsymbol{x})$ and $\boldsymbol{\xi}(\boldsymbol{d})$ in a suitable form respectively, for the convenience of using in the remainder of this article.

$$\begin{aligned} \phi_i(\mathbf{x}) \boldsymbol{\xi}(\mathbf{d}) &= \sum_{k_1=0}^p \cdots \sum_{k_n=0}^p \sum_{l_1=0}^p \cdots \sum_{l_m=0}^p b_{k_1, \dots, k_n, l_1, \dots, l_m}^i \\ &\quad \cdot T_{k_1}(\mathbf{x}_1) \cdots T_{k_n}(\mathbf{x}_n) T_{l_1}(\mathbf{d}_1) \cdots T_{l_m}(\mathbf{d}_m). \end{aligned} \quad (4)$$

$$\begin{aligned} \phi_i(\mathbf{x}) &= \left[\sum_{k_1=0}^p \cdots \sum_{k_n=0}^p b_{h_k, h_l}^i T_{k_1}(\mathbf{x}_1) \cdots T_{k_n}(\mathbf{x}_n) \Big|_{h_l=0} \right. \\ &\quad \sum_{k_1=0}^p \cdots \sum_{k_n=0}^p b_{h_k, h_l}^i T_{k_1}(\mathbf{x}_1) \cdots T_{k_n}(\mathbf{x}_n) \Big|_{h_l=1} \\ &\quad \vdots \\ &\quad \left. \sum_{k_1=0}^p \cdots \sum_{k_n=0}^p b_{h_k, h_l}^i T_{k_1}(\mathbf{x}_1) \cdots T_{k_n}(\mathbf{x}_n) \Big|_{h_l=(p+1)^m-1} \right]^T. \end{aligned} \quad (5)$$

$$\begin{aligned} \boldsymbol{\xi}(\mathbf{d}) &= \left[T_{l_1}(\mathbf{d}_1) \cdots T_{l_m}(\mathbf{d}_m) \Big|_{h_l=0} \right. \\ &\quad T_{l_1}(\mathbf{d}_1) \cdots T_{l_m}(\mathbf{d}_m) \Big|_{h_l=1} \\ &\quad \vdots \\ &\quad \left. T_{l_1}(\mathbf{d}_1) \cdots T_{l_m}(\mathbf{d}_m) \Big|_{h_l=(p+1)^m-1} \right]. \end{aligned} \quad (6)$$

Lemma 1 concludes that the analytic coupled disturbance can be decoupled to a \mathbf{x} -related portion and a \mathbf{d} -related portion with an arbitrarily small residual. Intuitively, it will be helpful to estimate the \mathbf{d} -related portion if the knowledge of \mathbf{x} -related portion can be exploited beforehand. In [1], [2], DNNs is adopted to learn the \mathbf{x} -related portion, which needs laborious offline training and lacks interpretability. A more lightweight and stable learning strategy is pursued here. To achieve that, we need to exploit Lemma 1 to drive a more explicit separation form for the coupled disturbance Δ .

Theorem 1. $\Delta_i(\mathbf{x}, \mathbf{d})$ is a function satisfying the assumptions in Lemma 1, for all $i \in [1, 2, \dots, n]$. For any small value $\epsilon' > 0$, there always exist $s_1 \in \mathbb{Z}^+$; $s_2 \in \mathbb{Z}^+$; an unknown constant parameter matrix $\Theta \in \mathbb{R}^{n \times s_1}$, two functions $\mathcal{B}(\mathbf{x}) \in \mathbb{R}^{s_1 \times s_2}$ and $\boldsymbol{\xi}(\mathbf{d}) \in \mathbb{R}^{s_2}$ that both consist only of Chebyshev polynomials such that

$$\sup_{[\mathbf{x}, \mathbf{d}] \in [-1, 1]^{n+m}} \|\Delta(\mathbf{x}, \mathbf{d}) - \Theta \mathcal{B}(\mathbf{x}) \boldsymbol{\xi}(\mathbf{d})\| \leq \epsilon', \quad (7)$$

where $s_1 = (p+1)^{m+n} = O\left(\log(\sqrt{n}/\epsilon')^{m+n}\right)$ and $s_2 = (p+1)^m = O\left(\log(\sqrt{n}/\epsilon')^m\right)$.

Proof. Denote the j -th column of $\phi_i(\mathbf{x})$ in (5) as $\phi_{ij}(\mathbf{x})$. By further splitting $\phi_{ij}(\mathbf{x})$, it can be obtained that

$$\begin{aligned} \phi_{ij}(\mathbf{x}) &= \sum_{k_1=0}^p \cdots \sum_{k_n=0}^p b_{h_k, h_l}^i T_{k_1}(\mathbf{x}_1) \cdots T_{k_n}(\mathbf{x}_n) \Big|_{h_l=j-1} \\ &= \mathbf{b}^{ij} \cdot \mathbf{\Pi}(\mathbf{x}). \end{aligned} \quad (8)$$

where $\mathbf{b}^{ij} = \left[b_{h_k, h_l}^i \Big|_{h_l=j-1}^{h_k=0}, b_{h_k, h_l}^i \Big|_{h_l=j-1}^{h_k=1}, \dots, b_{h_k, h_l}^i \Big|_{h_l=j-1}^{h_k=(p+1)^n-1} \right] \in \mathbb{R}^{1 \times (p+1)^n}$, and

$$\mathbf{\Pi}(\mathbf{x}) = \begin{bmatrix} T_{k_1}(\mathbf{x}_1) \cdots T_{k_n}(\mathbf{x}_n) \Big|_{h_k=0} \\ T_{k_1}(\mathbf{x}_1) \cdots T_{k_n}(\mathbf{x}_n) \Big|_{h_k=1} \\ \vdots \\ T_{k_1}(\mathbf{x}_1) \cdots T_{k_n}(\mathbf{x}_n) \Big|_{h_k=(p+1)^n-1} \end{bmatrix} \in \mathbb{R}^{(p+1)^n}.$$

Denote the j -th column of $\mathcal{B}(\mathbf{x})$ as $\mathcal{B}_j(\mathbf{x})$, and it is constructed as

$$\mathcal{B}_j(\mathbf{x}) = \begin{bmatrix} \underbrace{0, \dots, 0}_{(j-1)(p+1)^n}, \mathbf{\Pi}(\mathbf{x})^T, \underbrace{0, \dots, 0}_{((p+1)^{m+n}-j(p+1)^n)} \end{bmatrix}^T,$$

with $s_1 = (p+1)^{m+n}$ and $s_2 = (p+1)^m$.

Denote the i -th row of Θ as Θ_i , and it is constructed as

$$\Theta_i = \left[\mathbf{b}^{i1}, \mathbf{b}^{i2}, \dots, \mathbf{b}^{i(p+1)^m} \right] \in \mathbb{R}^{1 \times (p+1)^{m+n}}.$$

It can be proven that

$$\phi_i(\mathbf{x}) = \Theta_i \cdot \mathcal{B}(\mathbf{x}). \quad (9)$$

Let $C_i(\mathbf{x}, \mathbf{d})$ represent the i -th row of $C(\mathbf{x}, \mathbf{d}) \in \mathbb{R}^n$ and define $C_i(\mathbf{x}, \mathbf{d}) = \phi_i(\mathbf{x}) \boldsymbol{\xi}(\mathbf{d})$, resulting in

$$C(\mathbf{x}, \mathbf{d}) = \phi(\mathbf{x}) \boldsymbol{\xi}(\mathbf{d}) = \Theta \mathcal{B}(\mathbf{x}) \boldsymbol{\xi}(\mathbf{d}). \quad (10)$$

Set $\epsilon_i \leq (\epsilon'/\sqrt{n})$. From Lemma 1, there exist $s_2^i = O(\log(1/\epsilon)^m) \in \mathbb{Z}^+$ such that

$$\sup_{[\mathbf{x}, \mathbf{d}] \in [-1, 1]^{n+m}} |\Delta_i(\mathbf{x}, \mathbf{d}) - C_i(\mathbf{x}, \mathbf{d})| \leq \epsilon_i. \quad (11)$$

Choose $s_2 = \max\{s_2^1, s_2^2, \dots, s_2^n\}$, it can be implies that

$$\sup_{[\mathbf{x}, \mathbf{d}] \in [-1, 1]^{n+m}} \|\Delta(\mathbf{x}, \mathbf{d}) - C(\mathbf{x}, \mathbf{d})\| \leq \sqrt{\sum_{i=1}^n \epsilon_i^2} \leq \epsilon', \quad (12)$$

with $s_1 = O\left(\log(\sqrt{n}/\epsilon')^{m+n}\right)$ and $s_2 = O\left(\log(\sqrt{n}/\epsilon')^m\right)$. ■

Remark 1. Theorem 1 extends the result of Lemma 1 to the multidimensional case and obtains a more explicit decomposed structure. It is proven that all unknown constant parameters of the coupled disturbance can be gathered into a matrix, which enables the coupled disturbance to be learned in a more explainable way compared with DNNs-based methods [1]–[3].

Due to that \mathbf{d} cannot be sampled in most cases, the traditional supervised learning strategy cannot be directly applied to learn the unknown parameter matrix. In [1], [2], the meta-learning strategy is employed. However, in such a paradigm, the training data under different tasks (i.e., different constant \mathbf{d}) are required, which may not be available in some cases. Moreover, the global convergence of the formalized bi-level optimization algorithm lacks rigorous analysis.

In order to reliably implement an explicit learning procedure, it is further assumed that the external disturbance $\mathbf{d}(t)$ is analytic with respect to t . The following corollary can be obtained subsequently.

Corollary 1. $\Delta_i(x, \mathbf{d}(t))$ is a function satisfying the assumptions in Lemma 1, for all $i \in [1, 2, \dots, n]$. Assume $\mathbf{d}(t)$ is analytic with respect to t . For any small value $\epsilon' > 0$, there always exist $s_1 \in \mathbb{Z}^+$; $s_2 \in \mathbb{Z}^+$; an unknown constant parameter matrix $\Theta \in \mathbb{R}^{n \times s_1}$, two functions $\mathcal{B}(x) \in \mathbb{R}^{s_1 \times s_2}$ and $\xi(t) \in \mathbb{R}^{s_2}$ that both consist only of Chebyshev polynomials such that

$$\sup_{[x,t] \in [-1,1]^{n+1}} \|\Delta(x, \mathbf{d}(t)) - \Theta \mathcal{B}(x) \xi(t)\| \leq \epsilon', \quad (13)$$

where $s_1 = (p+1)^{n+1} = O(\log(\sqrt{n}/\epsilon')^{n+1})$, $s_2 = p+1 = O(\log(\sqrt{n}/\epsilon'))$, and $\xi(t) = [T_0(t) \ T_1(t) \ \dots \ T_p(t)]^T$.

Proof. The proof procedure is similar to Theorem 1 by replacing the argument \mathbf{d} with t . ■

Remark 2. Based on Theorem 1, Corollary 1 further resorts the unsamplable external disturbance \mathbf{d} to the samplable feature t , which allows the unknown parameter matrix to be learned in a supervised way. The external disturbance \mathbf{d} depends on some constant parameters in Θ and a known t -related structure $\xi(t)$. Although \mathbf{d} is changing with time, the parameter matrix Θ remains unchanged. The change of \mathbf{d} is revealed on the change of $\xi(t)$.

A practical example is given here to instantiate the decomposition (13). In [17], [25], [26], the wind disturbance for the quadrotor is modeled as

$$\Delta = \mathbf{R} \mathbf{D} \mathbf{R}^T \mathbf{v}_w, \quad (14)$$

where $\mathbf{D} \in \mathbb{R}^{3 \times 3}$ represents drag coefficients, $\mathbf{v}_w \in \mathbb{R}^3$ is the unknown external wind speed, and $\mathbf{R} \in \mathbb{R}^{3 \times 3}$ denotes the rotation matrix from body frame to inertial frame. By regarding \mathbf{R} as x and \mathbf{v}_w as \mathbf{d} respectively, it can be seen that (14) has already been a decomposed form. However, the linear model (14) lacks accuracy as the high-order aerodynamics are not captured. By resorting to the decomposition (13), high-order aerodynamics can be included. Moreover, it is better to characterize the unknown time-varying wind speed as a polynomial function of t with an appropriate order than to treat it as a constant value like in [1], [2], [17].

B. Learning the Parameter Matrix

In this part, a RLS optimization framework is established to learn parameter matrix Θ .

Construct the training dataset $\mathcal{D} = \left\{ (t_f^n, \mathbf{x}^n, \Delta^n) \mid n = 1, 2, \dots, N \right\}$ with N samples. t_f represents the time in the offline training dataset. Note that Δ^n can be calculated by using $\Delta^n = \dot{\mathbf{x}}^n - \mathbf{f}_x(\mathbf{x}^n) - \mathbf{f}_u(\mathbf{x}^n) \mathbf{u}^n$, where $\dot{\mathbf{x}}^n$ can be obtained by offline high-order polynomial fitting.

The learning objective is formalized as

$$\Theta^* = \arg \min_{\Theta} \frac{1}{2} \left[\sum_{n=1}^N \|\Delta^n - \Theta \mathcal{B}_n \xi_n\|^2 + \delta \|\Theta\|_F^2 \right], \quad (15)$$

where $\mathcal{B}_n := \mathcal{B}(\mathbf{x}^n)$, $\xi_n := \xi(t_f^n)$ and δ regularizes Θ . Fortunately, the problem (15) has the closed-form solution

$$\Theta^* = \sum_{n=1}^N \Delta^n \xi_n^T \mathcal{B}_n^T \cdot \left(\sum_{n=1}^N \mathcal{B}_n \xi_n \xi_n^T \mathcal{B}_n^T + \delta \mathbf{I} \right)^{-1}. \quad (16)$$

Until now, the x -related portion of $\Delta(x, \mathbf{d})$ has been separated and the unknown constant parameters Θ can be learned from the historical data.

Denote t_l as the online time. Note that the offline learning phase and online estimating phase are in different time domains. In other words, the relationship between t_f and t_l is unknown. Thus Δ cannot be directly obtained by $\Theta \mathcal{B}(x) \xi(t)$ online. The remaining difficulty is to estimate $\xi(t)$ online from control input \mathbf{u} and measured \mathbf{x} . By resorting to the HODO to be designed, $\xi(t)$ can be exponentially estimated.

C. Estimation via a Higher-order Disturbance Observer

Before proceeding, $\xi(t)$ can be further decomposed due to the structure of Chebyshev polynomials. It can be rendered that

$$\xi(t) = \mathcal{D} \varsigma(t), \quad (17)$$

where $\mathcal{D} \in \mathbb{R}^{s_2 \times s_2}$,

$$\mathcal{D}(i, :) = \begin{cases} [1 \ 0 \ \dots \ 0], & i = 1, \\ [0 \ 1 \ \dots \ 0], & i = 2, \\ 2\bar{\mathcal{D}}(i-1, :) - \mathcal{D}(i-2, :), & 2 < i \leq s_2, \end{cases}$$

and $\varsigma(t)$ consists of polynomial basis functions, i.e.,

$$\varsigma(t) = [1 \ t \ \dots \ t^p]^T \in \mathbb{R}^{s_2}. \quad (18)$$

From (13) and (17), the coupled disturbance $\Delta(x, \mathbf{d})$ is finally represented as

$$\begin{cases} \dot{\zeta}(t) = \mathcal{A} \zeta(t), \\ \Delta = \Theta \mathcal{B}(x) \mathcal{D} \zeta(t), \end{cases} \quad (19)$$

where $\mathcal{A} \in \mathbb{R}^{s_2 \times s_2}$,

$$\mathcal{A}(i, j) = \begin{cases} j, & i = j + 1, \\ 0, & i \neq j + 1. \end{cases}$$

Define $\hat{\zeta}$ and $\tilde{\zeta}$ as the estimation of $\zeta(t)$ and the estimation error $\tilde{\zeta} = \zeta(t) - \hat{\zeta}$, respectively. The expected objective of the subsequent disturbance observer is to achieve

$$\dot{\tilde{\zeta}} = \Lambda_h(x) \tilde{\zeta}, \quad (20)$$

where $\Lambda_h(x) \in \mathbb{R}^{s_2 \times s_2}$ denotes the observer gain matrix which is designed to ensure the error dynamics (20) exponentially stable. To achieve (20), the HODO is designed as

$$\begin{cases} \dot{z}_h = \mathcal{A} \hat{\zeta} - \Gamma_h(\mathbf{f}_x(\mathbf{x}) + \mathbf{f}_u(\mathbf{x}) \mathbf{u} + \Theta \mathcal{B}(x) \mathcal{D} \hat{\zeta}), \\ \dot{\hat{\zeta}} = z_h + \Gamma_h \mathbf{x}, \\ \hat{\Delta} = \Theta \mathcal{B}(x) \mathcal{D} \hat{\zeta}, \end{cases} \quad (21)$$

where $z_h \in \mathbb{R}^{s_2}$ is an auxiliary variable and $\Gamma_h \in \mathbb{R}^{s_2 \times n}$ is designed such that $\Lambda_h(x) = \mathcal{A} - \Gamma_h \Theta \mathcal{B}(x) \mathcal{D}$.

Theorem 2. Consider the nonlinear system (1). Under the designed HODO (21), the estimation error $\tilde{\Delta}$ will converge

to zero exponentially if Γ_h can be chosen to make the error dynamics

$$\dot{\tilde{\zeta}} = (\mathcal{A} - \Gamma_h \Theta \mathcal{B}(x) \mathcal{D}) \tilde{\zeta}, \quad (22)$$

exponentially stable.

Proof. From (21), differentiate the estimation error $\tilde{\zeta}$. It can be implied that

$$\begin{aligned} \dot{\tilde{\zeta}} &= \dot{\zeta}(t) - \dot{\hat{\zeta}} \\ &= \dot{\zeta}(t) - \dot{z}_h - \Gamma_h \dot{x} \\ &= \dot{\zeta}(t) - \mathcal{A}\hat{\zeta} + \Gamma_h(\mathbf{f}_x(x) + \mathbf{f}_u(x)u + \Theta \mathcal{B}(x) \mathcal{D}\hat{\zeta}) - \Gamma_h \dot{x} \\ &\stackrel{(g)}{=} (\mathcal{A} - \Gamma_h \Theta \mathcal{B}(x) \mathcal{D}) \tilde{\zeta}, \end{aligned} \quad (23)$$

where (g) is obtained by substituting (1).

It can be seen that the estimation error $\tilde{\zeta}$ will converge to zero exponentially if Γ_h can be chosen to make $\dot{\tilde{\zeta}} = (\mathcal{A} - \Gamma_h \Theta \mathcal{B}(x) \mathcal{D}) \tilde{\zeta}$ exponentially stable. Finally, the estimated coupled disturbance can converge to the truth value exponentially as $\tilde{\zeta} \rightarrow 0$ because of $\tilde{\Delta} = \Theta \mathcal{B}(x) \mathcal{D} \tilde{\zeta}$. ■

According to (22), the design of Γ_h for HODO (21) is equivalent to the design of the state observer gain for the disturbance system (19). The existence of Γ_h depends on the observability of the linear time-varying system (19). The methods of state observer design for linear time-varying systems have been developed in many previous works, such as the least-squares-based observer [27], the extended linear observer [28], and the block-input/block-output model-based observer [29]. The method proposed in [28] is employed here to decide Γ_h online, whose computational burden is mainly concentrated on the inverse of the observability matrix.

V. EVALUATIONS

A. Learning Performance

From Corollary 1, the coupled disturbance $\Delta(x, d)$ can be decomposed into an unknown parameter matrix Θ and two known functions $\mathcal{B}(x)$ and $\xi(t)$ with arbitrarily small residual error. Based on Corollary 1, a supervised learning strategy is synthesized in Section IV-B to learn the unknown parameter matrix Θ . In this part, the learning performance is exemplified and analyzed by three nonlinear functions as follows

$$\Delta(x, d) = \sin(x) \sin(d), \quad d = t, \quad (24a)$$

$$\Delta(x, d) = x - \frac{1}{12}x^3 - \frac{1}{4}d, \quad d = t^2, \quad (24b)$$

$$\Delta(x, d) = -\frac{1}{9} \sin(x) d, \quad d = t^3. \quad (24c)$$

The surface diagrams of these functions are depicted in Figures. 2(A)-(C).

1) *Setup:* The learning dataset is constructed from $x \in [-2, 2]$ and $t \in [0, 4]$. 10000 samples are collected and scrambled, where 5000 for training and 5000 for testing. The hyperparameter δ used for training is set as 0.01.

Moreover, the influences of measurement noise and the selection of p are also analyzed. The state x in the training dataset is corrupted by noise $\mathcal{N}(0, \sigma_x^2)$. The learning performance under different σ_x^2 and p is tested.

2) *Results:* The learning errors of the proposed supervised one under different noise variance σ_x^2 and parameter p in MAE are presented in Fig. 2(D)-(F). Two phenomena can be observed. On the one hand, the learning performance degrades as the noise variance increases. On the other hand, proper p can achieve decent learning performance, since small and large p can lead to underfitting and overfitting problems, respectively.

B. Estimation Performance

In this part, the estimation performance of the proposed HODO is demonstrated. Considering a second-order *Newton* system perturbed by a coupled disturbance

$$\begin{cases} \dot{\eta} = v, \dot{v} = a, \\ ma = u + \Delta(v, d), \end{cases} \quad (25)$$

with position $\eta \in \mathbb{R}$, velocity $v \in \mathbb{R}$, acceleration $a \in \mathbb{R}$, mass $m \in \mathbb{R}$, control input $u \in \mathbb{R}$, and coupled disturbance $\Delta(v, d) \in \mathbb{R}$. Note that the measured v is corrupted by noise $\mathcal{N}(0, \sigma_v^2)$. The coupled disturbance used in the simulation is modeled as

$$\Delta(v, d(t)) = -v^2 + 50 - 10t - 0.5t^2. \quad (26)$$

The truth value of Θ of (26) can be derived, i.e., $\Theta = [49.75, 0, -0.5, -10, 0, 0, 0.25, 0, 0]$.

The objective is to design control input u so as to ensure that η tracks the desired state η_d . The baseline controller adopts the proportional-derivative (PD) control, and the estimated disturbance $\hat{\Delta}$ by the proposed HODO is compensated via feedforward. The controller is designed as

$$u = K_\eta e_\eta + K_v e_v - \hat{\Delta}, \quad (27)$$

with positive definite gain matrices $K_\eta \in \mathbb{R}$ and $K_v \in \mathbb{R}$, and tracking errors $e_\eta = \eta_d - \eta$ and $e_v = v_d - v$.

1) *Setup:* The learning dataset is constructed from $v \in [-10, 10]$ and $t \in [0, 100]$. 10000 samples are collected. The hyperparameter δ used for training is set as 0.01. p in Theorem 1 is chosen as 2.

The desired tracking trajectory is set as $\eta_d = \sin(\frac{1}{2}t)$. The variance σ_v^2 of imposed noise is set as 0.1. The baseline controller gains K_η and K_v are tuned as 10 and 25, respectively.

The traditional disturbance observer-based controller [5] and the baseline controller (without the compensation of estimated disturbance) are taken as comparisons. For the sake of fairness, the observer gains (in charge of the convergence speed) of the traditional disturbance observer [5] and the proposed HODO (21) are set to be the same. Here, all eigenvalues of $\Lambda_h(x)$ are set as 0.4.

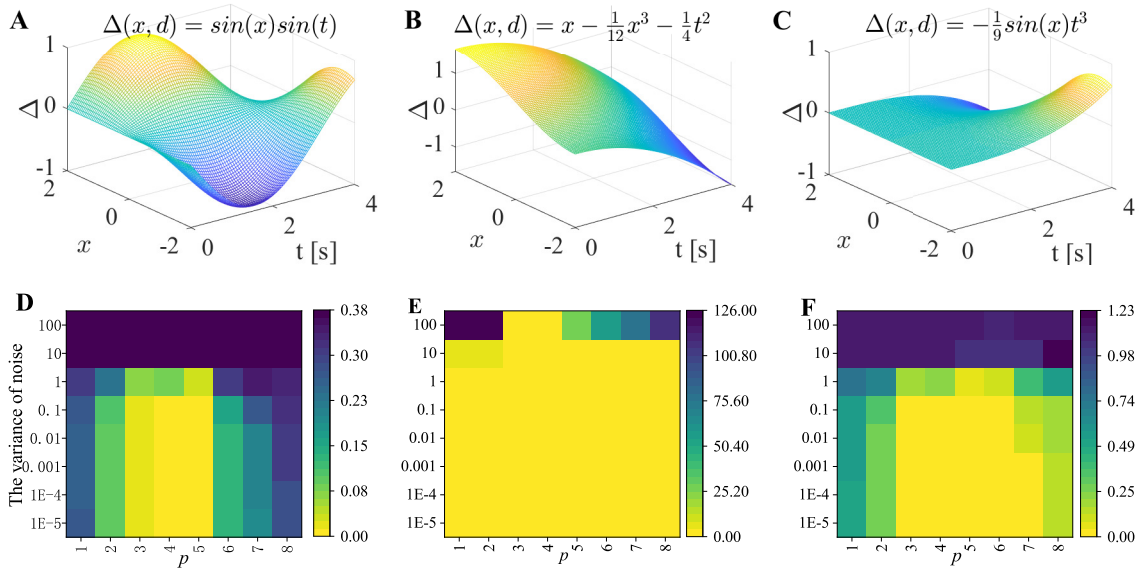


Fig. 2. Learning results of the learning algorithm. (A)-(C) The surface diagrams of chosen nonlinear functions. (D)-(F) Learning errors of the learning algorithm under different noise variances σ_d^2 and parameters p on the test dataset.

2) *Results*: Denote $\hat{\Theta}$ as the learning result of Θ . By employing the proposed learning strategy designed in Section IV-B, the learning error $\|\Theta - \hat{\Theta}\|_2^2$ is finally 1.3163×10^{-6} , which demonstrates the effectiveness of the proposed learning strategy in Section IV-B.

Fig. 3(A) presents the tracking results. The tracking performance of the traditional disturbance observer and proposed HODO-enhanced controllers outperform the baseline one, as the result of the compensation effect. However, as the imposed disturbance denoted by the black dotted line in Fig. 3(B) increases, the tracking performance of the traditional disturbance observer in Fig. 3(A) becomes worse. Focusing on the traditional disturbance observer [5], there is always an estimated lag from Fig. 3(B). Since the learned knowledge of the coupled disturbance is utilized, the proposed HODO (21) can accurately capture the evolution of the coupled disturbance (26). After the estimated disturbance of HODO is compensated, it can be seen from the yellow line in Fig. 3(A) that the tracking performance is dramatically improved. It is revealed that data-driven learning is instrumental for the downstream online estimation.

VI. CONCLUSION

In this article, we propose a data-driven disturbance observer for nonlinear systems perpetuated by a coupled disturbance. The considered coupled disturbance is difficult to model explicitly. Firstly, a variable separation principle is presented by leveraging the *Chebyshev* series expansion. A RLS-based learning strategy is subsequently developed to learn the separated unknown parameter matrix using historical data, which maintains a low computational complexity. Finally, HODO is developed by utilizing the learned structure, which can achieve zero-error estimation of the coupled disturbance. The learning and estimation performance of the proposed method is demonstrated by several simulation examples.

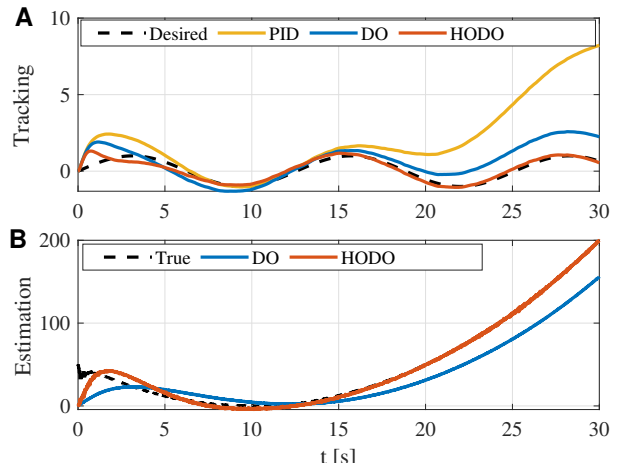


Fig. 3. The tracking and estimation performance of simulation. The traditional disturbance observer-based control is abbreviated to DO for simplicity.

Future works: Although arbitrarily small approximation accuracy can be obtained theoretically by employing the proposed variable separation principle, there still exists a small learning residual error with a small bound when applied to real systems. Future work will pursue the integration of robust control schemes to attenuate the learning residual error, like in [30]. Moreover, the closed-form solution (16) enables online learning of the parameter matrix for the case with limited computing power. Two challenges impede the online implementation. One is the online calculation of sample Δ^n (a certain amount of delay is allowed), and the other is the online ergodic dataset construction which directly affects the learning performance. Future work will attempt to find preferable solutions.

REFERENCES

- [1] M. O’Connell, G. Shi, X. Shi, K. Azizzadenesheli, A. Anandkumar, Y. Yue, and S.-J. Chung, “Neural-fly enables rapid learning for agile flight in strong winds,” *Science Robotics*, vol. 7, no. 66, p. eabm6597, 2022.
- [2] S. M. Richards, N. Azizan, J.-J. Slotine, and M. Pavone, “Control-oriented meta-learning,” *The International Journal of Robotics Research*, 2023.
- [3] M. Bisheban and T. Lee, “Geometric adaptive control with neural networks for a quadrotor in wind fields,” *IEEE Transactions on Control Systems Technology*, vol. 29, no. 4, pp. 1533–1548, 2021.
- [4] J. Han, “From PID to active disturbance rejection control,” *IEEE Transactions on Industrial Electronics*, vol. 56, no. 3, pp. 900–906, 2009.
- [5] W. Chen and L. Guo, “Analysis of disturbance observer based control for nonlinear systems under disturbances with bounded variation,” in *Proceedings of International Conference on Control*, 2004, pp. 1–5.
- [6] H. Wang, Z. Zuo, W. Xue, Y. Wang, and H. Yang, “Switching longitudinal and lateral semi-decoupled active disturbance rejection control for unmanned ground vehicles,” *IEEE Transactions on Industrial Electronics*, 2023.
- [7] L. Guo and H. Wang, “Generalized discrete-time PI control of output PDFs using square root B-spline expansion,” *Automatica*, vol. 41, no. 1, pp. 159–162, 2005.
- [8] W. Chen, J. Yang, L. Guo, and S. Li, “Disturbance-observer-based control and related methods—An overview,” *IEEE Transactions on Industrial Electronics*, vol. 63, no. 2, pp. 1083–1095, 2016.
- [9] L. Guo and W. Chen, “Disturbance attenuation and rejection for systems with nonlinearity via DOBC approach,” *International Journal of Robust and Nonlinear Control*, vol. 15, no. 3, pp. 109–125, 2005.
- [10] X. Li, Q. Wang, X. Li, K. Tan, and L. Xie, “Feedforward control with disturbance prediction for linear discrete-time systems,” *IEEE Transactions on Control Systems Technology*, vol. 27, no. 6, pp. 2340–2350, 2019.
- [11] K. Ohishi, M. Nakao, K. Ohnishi, and K. Miyachi, “Microprocessor-controlled DC motor for load-insensitive position servo system,” *IEEE Transactions on Industrial Electronics*, vol. 34, no. 1, pp. 44–49, 1987.
- [12] C. Johnson, “Further study of the linear regulator with disturbances—the case of vector disturbances satisfying a linear differential equation,” *IEEE Transactions on Automatic Control*, vol. 15, no. 2, pp. 222–228, 1970.
- [13] H. Sira-Ramirez and M. A. Oliver-Salazar, “On the robust control of buck-converter DC-motor combinations,” *IEEE Transactions on Power Electronics*, vol. 28, no. 8, pp. 3912–3922, 2013.
- [14] W. Chen, D. Ballance, P. Gawthrop, and J. O’Reilly, “A nonlinear disturbance observer for robotic manipulators,” *IEEE Transactions on Industrial Electronics*, vol. 47, no. 4, pp. 932–938, 2000.
- [15] W. Chen, “Disturbance observer based control for nonlinear systems,” *IEEE/ASME Transactions on Mechatronics*, vol. 9, no. 4, pp. 706–710, 2004.
- [16] K.-S. Kim, K.-H. Rew, and S. Kim, “Disturbance observer for estimating higher order disturbances in time series expansion,” *IEEE Transactions on Automatic Control*, vol. 55, no. 8, pp. 1905–1911, 2010.
- [17] J. Jia, K. Guo, X. Yu, W. Zhao, and L. Guo, “Accurate high-maneuvering trajectory tracking for quadrotors: A drag utilization method,” *IEEE Robotics and Automation Letters*, vol. 7, no. 3, pp. 6966–6973, 2022.
- [18] C. Dawson, S. Gao, and C. Fan, “Safe control with learned certificates: A survey of neural Lyapunov, barrier, and contraction methods for robotics and control,” *IEEE Transactions on Robotics*, vol. 39, no. 3, pp. 1749–1767, 2023.
- [19] M. Lutter and J. Peters, “Combining physics and deep learning to learn continuous-time dynamics models,” *The International Journal of Robotics Research*, vol. 42, no. 3, pp. 83–107, 2023.
- [20] V. Desraj, A. Spitzer, C. O’Meadhra, L. Lieu, and N. Michael, “Leveraging experience for robust, adaptive nonlinear MPC on computationally constrained systems with time-varying state uncertainty,” *The International Journal of Robotics Research*, vol. 37, no. 13-14, pp. 1690–1712, 2018.
- [21] Z. Li, J. Zeng, A. Thirugnanam, and K. Sreenath, “Bridging model-based safety and model-free reinforcement learning through system identification of low dimensional linear models,” in *Proceedings of Robotics: Science and Systems*, 2022.
- [22] A. Banderchuk, D. Coutinho, and E. Camponogara, “Combining robust control and machine learning for uncertain nonlinear systems subject to persistent disturbances,” *arXiv preprint arXiv:2303.11890*, 2023.
- [23] J. Woolfrey, W. Lu, and D. Liu, “Predictive end-effector control of manipulators on moving platforms under disturbance,” *IEEE Transactions on Robotics*, vol. 37, no. 6, pp. 2210–2217, 2021.
- [24] J. Jia, W. Zhang, K. Guo, J. Wang, X. Yu, Y. Shi, and L. Guo, “EVOLVER: Online learning and prediction of disturbances for robot control,” *IEEE Transactions on Robotics*, early access, 2023.
- [25] J.-M. Kai, G. Allibert, M.-D. Hua, and T. Hamel, “Nonlinear feedback control of quadrotors exploiting first-order drag effects,” *IFAC-PapersOnLine*, vol. 50, no. 1, pp. 8189–8195, 2017.
- [26] M. Faessler, A. Franchi, and D. Scaramuzza, “Differential flatness of quadrotor dynamics subject to rotor drag for accurate tracking of high-speed trajectories,” *IEEE Robotics and Automation Letters*, vol. 3, no. 2, pp. 620–626, 2017.
- [27] M.-S. Chen and J.-Y. Yen, “Application of the least squares algorithm to the observer design for linear time-varying systems,” *IEEE Transactions on Automatic Control*, vol. 44, no. 9, pp. 1742–1745, 1999.
- [28] K. Busawon and M. Saif, “A state observer for nonlinear systems,” *IEEE Transactions on Automatic Control*, vol. 44, no. 11, pp. 2098–2103, 1999.
- [29] B. Kamen, “Block-form observers for linear time-varying discrete-time systems,” in *Proceedings of IEEE Conference on Decision and Control*, 1993, pp. 355–356.
- [30] K. Chen and A. Astolfi, “Adaptive control for systems with time-varying parameters,” *IEEE Transactions on Automatic Control*, vol. 66, no. 5, pp. 1986–2001, 2021.