

## Observation of $\Lambda_c^+ \rightarrow \Lambda a_0(980)^+$ and Evidence for $\Sigma(1380)^+$ in $\Lambda_c^+ \rightarrow \Lambda \pi^+ \eta$

M. Ablikim<sup>1</sup>, M. N. Achasov<sup>4,c</sup>, P. Adlarson<sup>75</sup>, O. Afedulidis<sup>3</sup>, X. C. Ai<sup>80</sup>, R. Aliberti<sup>35</sup>, A. Amoroso<sup>74A,74C</sup>, Q. An<sup>71,58,a</sup>, Y. Bai<sup>57</sup>, O. Bakina<sup>36</sup>, I. Balossino<sup>29A</sup>, Y. Ban<sup>46,h</sup>, H.-R. Bao<sup>63</sup>, V. Batozskaya<sup>1,44</sup>, K. Begzsuren<sup>32</sup>, N. Berger<sup>35</sup>, M. Berlowski<sup>44</sup>, M. Bertani<sup>28A</sup>, D. Bettoni<sup>29A</sup>, F. Bianchi<sup>74A,74C</sup>, E. Bianco<sup>74A,74C</sup>, A. Bortone<sup>74A,74C</sup>, I. Boyko<sup>36</sup>, R. A. Briere<sup>5</sup>, A. Brueggemann<sup>68</sup>, H. Cai<sup>76</sup>, X. Cai<sup>1,58</sup>, A. Calcaterra<sup>28A</sup>, G. F. Cao<sup>1,63</sup>, N. Cao<sup>1,63</sup>, S. A. Cetin<sup>62A</sup>, J. F. Chang<sup>1,58</sup>, G. R. Che<sup>43</sup>, G. Chelkov<sup>36,b</sup>, C. Chen<sup>43</sup>, C. H. Chen<sup>9</sup>, Chao Chen<sup>55</sup>, G. Chen<sup>1</sup>, H. S. Chen<sup>1,63</sup>, H. Y. Chen<sup>20</sup>, M. L. Chen<sup>1,58,63</sup>, S. J. Chen<sup>42</sup>, S. L. Chen<sup>45</sup>, S. M. Chen<sup>61</sup>, T. Chen<sup>1,63</sup>, X. R. Chen<sup>31,63</sup>, X. T. Chen<sup>1,63</sup>, Y. B. Chen<sup>1,58</sup>, Y. Q. Chen<sup>34</sup>, Z. J. Chen<sup>25,i</sup>, Z. Y. Chen<sup>1,63</sup>, S. K. Choi<sup>10A</sup>, G. Cibinetto<sup>29A</sup>, F. Cossio<sup>74C</sup>, J. J. Cui<sup>50</sup>, H. L. Dai<sup>1,58</sup>, J. P. Dai<sup>78</sup>, A. Dbeyssi<sup>18</sup>, R. E. de Boer<sup>3</sup>, D. Dedovich<sup>36</sup>, C. Q. Deng<sup>72</sup>, Z. Y. Deng<sup>1</sup>, A. Denig<sup>35</sup>, I. Denysenko<sup>36</sup>, M. Destefanis<sup>74A,74C</sup>, F. De Mori<sup>74A,74C</sup>, B. Ding<sup>66,1</sup>, X. X. Ding<sup>46,h</sup>, Y. Ding<sup>40</sup>, Y. Ding<sup>34</sup>, J. Dong<sup>1,58</sup>, L. Y. Dong<sup>1,63</sup>, M. Y. Dong<sup>1,58,63</sup>, X. Dong<sup>76</sup>, M. C. Du<sup>1</sup>, S. X. Du<sup>80</sup>, Y. Y. Duan<sup>55</sup>, Z. H. Duan<sup>42</sup>, P. Egorov<sup>36,b</sup>, Y. H. Fan<sup>45</sup>, J. Fang<sup>59</sup>, J. Fang<sup>1,58</sup>, S. S. Fang<sup>1,63</sup>, W. X. Fang<sup>1</sup>, Y. Fang<sup>1</sup>, Y. Q. Fang<sup>1,58</sup>, R. Farinelli<sup>29A</sup>, L. Fava<sup>74B,74C</sup>, F. Feldbauer<sup>3</sup>, G. Felici<sup>28A</sup>, C. Q. Feng<sup>71,58</sup>, J. H. Feng<sup>59</sup>, Y. T. Feng<sup>71,58</sup>, M. Fritsch<sup>3</sup>, C. D. Fu<sup>1</sup>, J. L. Fu<sup>63</sup>, Y. W. Fu<sup>1,63</sup>, H. Gao<sup>63</sup>, X. B. Gao<sup>41</sup>, Y. N. Gao<sup>46,h</sup>, Yang Gao<sup>71,58</sup>, S. Garbolino<sup>74C</sup>, I. Garzia<sup>29A,29B</sup>, L. Ge<sup>80</sup>, P. T. Ge<sup>76</sup>, Z. W. Ge<sup>42</sup>, C. Geng<sup>59</sup>, E. M. Gersabeck<sup>67</sup>, A. Gilman<sup>69</sup>, K. Goetzen<sup>13</sup>, L. Gong<sup>40</sup>, W. X. Gong<sup>1,58</sup>, W. Gradl<sup>35</sup>, S. Gramigna<sup>29A,29B</sup>, M. Greco<sup>74A,74C</sup>, M. H. Gu<sup>1,58</sup>, Y. T. Gu<sup>15</sup>, C. Y. Guan<sup>1,63</sup>, A. Q. Guo<sup>31,63</sup>, L. B. Guo<sup>41</sup>, M. J. Guo<sup>50</sup>, R. P. Guo<sup>49</sup>, Y. P. Guo<sup>12,g</sup>, A. Guskov<sup>36,b</sup>, J. Gutierrez<sup>27</sup>, K. L. Han<sup>63</sup>, T. T. Han<sup>1</sup>, F. Hanisch<sup>3</sup>, X. Q. Hao<sup>19</sup>, F. A. Harris<sup>65</sup>, K. K. He<sup>55</sup>, K. L. He<sup>1,63</sup>, F. H. Heinsius<sup>3</sup>, C. H. Heinz<sup>35</sup>, Y. K. Heng<sup>1,58,63</sup>, C. Herold<sup>60</sup>, T. Holtmann<sup>3</sup>, P. C. Hong<sup>34</sup>, G. Y. Hou<sup>1,63</sup>, X. T. Hou<sup>1,63</sup>, Y. R. Hou<sup>63</sup>, Z. L. Hou<sup>1</sup>, B. Y. Hu<sup>59</sup>, H. M. Hu<sup>1,63</sup>, J. F. Hu<sup>56,j</sup>, S. L. Hu<sup>12,g</sup>, T. Hu<sup>1,58,63</sup>, Y. Hu<sup>1</sup>, G. S. Huang<sup>71,58</sup>, K. X. Huang<sup>59</sup>, L. Q. Huang<sup>31,63</sup>, X. T. Huang<sup>50</sup>, Y. P. Huang<sup>1</sup>, Y. S. Huang<sup>59</sup>, T. Hussain<sup>73</sup>, F. Hölzken<sup>3</sup>, N. Hüskens<sup>35</sup>, N. in der Wiesche<sup>68</sup>, J. Jackson<sup>27</sup>, S. Janchiv<sup>32</sup>, J. H. Jeong<sup>10A</sup>, Q. Ji<sup>1</sup>, Q. P. Ji<sup>19</sup>, W. Ji<sup>1,63</sup>, X. B. Ji<sup>1,63</sup>, X. L. Ji<sup>1,58</sup>, Y. Y. Ji<sup>50</sup>, X. Q. Jia<sup>50</sup>, Z. K. Jia<sup>71,58</sup>, D. Jiang<sup>1,63</sup>, H. B. Jiang<sup>76</sup>, P. C. Jiang<sup>46,h</sup>, S. S. Jiang<sup>39</sup>, T. J. Jiang<sup>16</sup>, X. S. Jiang<sup>1,58,63</sup>, Y. Jiang<sup>63</sup>, J. B. Jiao<sup>50</sup>, J. K. Jiao<sup>34</sup>, Z. Jiao<sup>23</sup>, S. Jin<sup>42</sup>, Y. Jin<sup>66</sup>, M. Q. Jing<sup>1,63</sup>, X. M. Jing<sup>63</sup>, T. Johansson<sup>75</sup>, S. Kabana<sup>33</sup>, N. Kalantar-Nayestanaki<sup>64</sup>, X. L. Kang<sup>9</sup>, X. S. Kang<sup>40</sup>, M. Kavatsyuk<sup>64</sup>, B. C. Ke<sup>80</sup>, V. Khachatryan<sup>27</sup>, A. Khoukaz<sup>68</sup>, R. Kiuchi<sup>1</sup>, O. B. Kolcu<sup>62A</sup>, B. Kopf<sup>3</sup>, M. Kuessner<sup>3</sup>, X. Kui<sup>1,63</sup>, N. Kumar<sup>26</sup>, A. Kupsc<sup>44,75</sup>, W. Kühn<sup>37</sup>, J. J. Lane<sup>67</sup>, P. Larin<sup>18</sup>, L. Lavezzi<sup>74A,74C</sup>, T. T. Lei<sup>71,58</sup>, Z. H. Lei<sup>71,58</sup>, M. Lellmann<sup>35</sup>, T. Lenz<sup>35</sup>, C. Li<sup>43</sup>, C. Li<sup>47</sup>, C. H. Li<sup>39</sup>, Cheng Li<sup>71,58</sup>, D. M. Li<sup>80</sup>, F. Li<sup>1,58</sup>, G. Li<sup>1</sup>, H. B. Li<sup>1,63</sup>, H. J. Li<sup>19</sup>, H. N. Li<sup>56,j</sup>, Hui Li<sup>43</sup>, J. R. Li<sup>61</sup>, J. S. Li<sup>59</sup>, K. Li<sup>1</sup>, L. J. Li<sup>1,63</sup>, L. K. Li<sup>1</sup>, Lei Li<sup>48</sup>, M. H. Li<sup>43</sup>, P. R. Li<sup>38,k,l</sup>, Q. M. Li<sup>1,63</sup>, Q. X. Li<sup>50</sup>, R. Li<sup>17,31</sup>, S. X. Li<sup>12</sup>, T. Li<sup>50</sup>, W. D. Li<sup>1,63</sup>, W. G. Li<sup>1,a</sup>, X. Li<sup>1,63</sup>, X. H. Li<sup>71,58</sup>, X. L. Li<sup>50</sup>, X. Y. Li<sup>1,63</sup>, X. Z. Li<sup>59</sup>, Y. G. Li<sup>46,h</sup>, Z. J. Li<sup>59</sup>, Z. Y. Li<sup>78</sup>, C. Liang<sup>42</sup>, H. Liang<sup>1,63</sup>, H. Liang<sup>71,58</sup>, Y. F. Liang<sup>54</sup>, Y. T. Liang<sup>31,63</sup>, G. R. Liao<sup>14</sup>, L. Z. Liao<sup>50</sup>, Y. P. Liao<sup>1,63</sup>, J. Libby<sup>26</sup>, A. Limphirat<sup>60</sup>, C. C. Lin<sup>55</sup>, D. X. Lin<sup>31,63</sup>, T. Lin<sup>1</sup>, B. J. Liu<sup>1</sup>, B. X. Liu<sup>76</sup>, C. Liu<sup>34</sup>, C. X. Liu<sup>1</sup>, F. Liu<sup>1</sup>, F. H. Liu<sup>53</sup>, Feng Liu<sup>6</sup>, G. M. Liu<sup>56,j</sup>, H. Liu<sup>38,k,l</sup>, H. B. Liu<sup>15</sup>, H. H. Liu<sup>1</sup>, H. M. Liu<sup>1,63</sup>, Huihui Liu<sup>21</sup>, J. B. Liu<sup>71,58</sup>, J. Y. Liu<sup>1,63</sup>, K. Liu<sup>38,k,l</sup>, K. Y. Liu<sup>40</sup>, Ke Liu<sup>22</sup>, L. Liu<sup>71,58</sup>, L. C. Liu<sup>43</sup>, Lu Liu<sup>43</sup>, M. H. Liu<sup>12,g</sup>, P. L. Liu<sup>1</sup>, Q. Liu<sup>63</sup>, S. B. Liu<sup>71,58</sup>, T. Liu<sup>12,g</sup>, W. K. Liu<sup>43</sup>, W. M. Liu<sup>71,58</sup>, X. Liu<sup>38,k,l</sup>, X. Liu<sup>39</sup>, Y. Liu<sup>80</sup>, Y. Liu<sup>38,k,l</sup>, Y. B. Liu<sup>43</sup>, Z. A. Liu<sup>1,58,63</sup>, Z. D. Liu<sup>9</sup>, Z. Q. Liu<sup>50</sup>, X. C. Lou<sup>1,58,63</sup>, F. X. Lu<sup>59</sup>, H. J. Lu<sup>23</sup>, J. G. Lu<sup>1,58</sup>, X. L. Lu<sup>1</sup>, Y. Lu<sup>7</sup>, Y. P. Lu<sup>1,58</sup>, Z. H. Lu<sup>1,63</sup>, C. L. Luo<sup>41</sup>, J. R. Luo<sup>59</sup>, M. X. Luo<sup>79</sup>, T. Luo<sup>12,g</sup>, X. L. Luo<sup>1,58</sup>, X. R. Lyu<sup>63</sup>, Y. F. Lyu<sup>43</sup>, F. C. Ma<sup>40</sup>, H. Ma<sup>78</sup>, H. L. Ma<sup>1</sup>, J. L. Ma<sup>1,63</sup>, L. L. Ma<sup>50</sup>, M. M. Ma<sup>1,63</sup>, Q. M. Ma<sup>1</sup>, R. Q. Ma<sup>1,63</sup>, T. Ma<sup>71,58</sup>, X. T. Ma<sup>1,63</sup>, X. Y. Ma<sup>1,58</sup>, Y. Ma<sup>46,h</sup>, Y. M. Ma<sup>31</sup>, F. E. Maas<sup>18</sup>, M. Maggiora<sup>74A,74C</sup>, S. Malde<sup>69</sup>, Y. J. Mao<sup>46,h</sup>, Z. P. Mao<sup>1</sup>, S. Marcello<sup>74A,74C</sup>, Z. X. Meng<sup>66</sup>, J. G. Messchendorp<sup>13,64</sup>, G. Mezzadri<sup>29A</sup>, H. Miao<sup>1,63</sup>, T. J. Min<sup>42</sup>, R. E. Mitchell<sup>27</sup>, X. H. Mo<sup>1,58,63</sup>, B. Moses<sup>27</sup>, N. Yu. Muchnoi<sup>4,c</sup>, J. Muskalla<sup>35</sup>, Y. Nefedov<sup>36</sup>, F. Nerling<sup>18,e</sup>, L. S. Nie<sup>20</sup>, I. B. Nikolaev<sup>4,c</sup>, Z. Ning<sup>1,58</sup>, S. Nisar<sup>11,m</sup>, Q. L. Niu<sup>38,k,l</sup>, W. D. Niu<sup>55</sup>, Y. Niu<sup>50</sup>, S. L. Olsen<sup>63</sup>, Q. Ouyang<sup>1,58,63</sup>, S. Pacetti<sup>28B,28C</sup>, X. Pan<sup>55</sup>, Y. Pan<sup>57</sup>, A. Pathak<sup>34</sup>, P. Patteri<sup>28A</sup>, Y. P. Pei<sup>71,58</sup>, M. Pelizaeus<sup>3</sup>, H. P. Peng<sup>71,58</sup>, Y. Y. Peng<sup>38,k,l</sup>, K. Peters<sup>13,e</sup>, J. L. Ping<sup>41</sup>, R. G. Ping<sup>1,63</sup>, S. Plura<sup>35</sup>, V. Prasad<sup>33</sup>, F. Z. Qi<sup>1</sup>, H. Qi<sup>71,58</sup>, H. R. Qi<sup>61</sup>, M. Qi<sup>42</sup>, T. Y. Qi<sup>12,g</sup>, S. Qian<sup>1,58</sup>, W. B. Qian<sup>63</sup>, C. F. Qiao<sup>63</sup>, X. K. Qiao<sup>80</sup>, J. J. Qin<sup>72</sup>, L. Q. Qin<sup>14</sup>, L. Y. Qin<sup>71,58</sup>, X. S. Qin<sup>50</sup>, Z. H. Qin<sup>1,58</sup>, J. F. Qiu<sup>1</sup>, Z. H. Qu<sup>72</sup>, C. F. Redmer<sup>35</sup>, K. J. Ren<sup>39</sup>, A. Rivetti<sup>74C</sup>, M. Rolo<sup>74C</sup>, G. Rong<sup>1,63</sup>, Ch. Rosner<sup>18</sup>, S. N. Ruan<sup>43</sup>, N. Salone<sup>44</sup>, A. Sarantsev<sup>36,d</sup>, Y. Schelhaas<sup>35</sup>, K. Schoenning<sup>75</sup>, M. Scodeggio<sup>29A</sup>, K. Y. Shan<sup>12,g</sup>, W. Shan<sup>24</sup>, X. Y. Shan<sup>71,58</sup>, Z. J. Shang<sup>38,k,l</sup>, J. F. Shangguan<sup>16</sup>, L. G. Shao<sup>1,63</sup>, M. Shao<sup>71,58</sup>, C. P. Shen<sup>12,g</sup>, H. F. Shen<sup>1,8</sup>, W. H. Shen<sup>63</sup>, X. Y. Shen<sup>1,63</sup>, B. A. Shi<sup>63</sup>, H. Shi<sup>71,58</sup>, H. C. Shi<sup>71,58</sup>,

J. L. Shi<sup>12,g</sup>, J. Y. Shi<sup>1</sup>, Q. Q. Shi<sup>55</sup>, S. Y. Shi<sup>72</sup>, X. Shi<sup>1,58</sup>, J. J. Song<sup>19</sup>, T. Z. Song<sup>59</sup>, W. M. Song<sup>34,1</sup>, Y. J. Song<sup>12,g</sup>, Y. X. Song<sup>46,h,n</sup>, S. Sosio<sup>74A,74C</sup>, S. Spataro<sup>74A,74C</sup>, F. Stieler<sup>35</sup>, Y. J. Su<sup>63</sup>, G. B. Sun<sup>76</sup>, G. X. Sun<sup>1</sup>, H. Sun<sup>63</sup>, H. K. Sun<sup>1</sup>, J. F. Sun<sup>19</sup>, K. Sun<sup>61</sup>, L. Sun<sup>76</sup>, S. S. Sun<sup>1,63</sup>, T. Sun<sup>51,f</sup>, W. Y. Sun<sup>34</sup>, Y. Sun<sup>9</sup>, Y. J. Sun<sup>71,58</sup>, Y. Z. Sun<sup>1</sup>, Z. Q. Sun<sup>1,63</sup>, Z. T. Sun<sup>50</sup>, C. J. Tang<sup>54</sup>, G. Y. Tang<sup>1</sup>, J. Tang<sup>59</sup>, M. Tang<sup>71,58</sup>, Y. A. Tang<sup>76</sup>, L. Y. Tao<sup>72</sup>, Q. T. Tao<sup>25,i</sup>, M. Tat<sup>69</sup>, J. X. Teng<sup>71,58</sup>, V. Thoren<sup>75</sup>, W. H. Tian<sup>59</sup>, Y. Tian<sup>31,63</sup>, Z. F. Tian<sup>76</sup>, I. Uman<sup>62B</sup>, Y. Wan<sup>55</sup>, S. J. Wang<sup>50</sup>, B. Wang<sup>1</sup>, B. L. Wang<sup>63</sup>, Bo Wang<sup>71,58</sup>, D. Y. Wang<sup>46,h</sup>, F. Wang<sup>72</sup>, H. J. Wang<sup>38,k,l</sup>, J. J. Wang<sup>76</sup>, J. P. Wang<sup>50</sup>, K. Wang<sup>1,58</sup>, L. L. Wang<sup>1</sup>, M. Wang<sup>50</sup>, N. Y. Wang<sup>63</sup>, S. Wang<sup>12,g</sup>, S. Wang<sup>38,k,l</sup>, T. Wang<sup>12,g</sup>, T. J. Wang<sup>43</sup>, W. Wang<sup>72</sup>, W. Wang<sup>59</sup>, W. P. Wang<sup>35,71,o</sup>, X. Wang<sup>46,h</sup>, X. F. Wang<sup>38,k,l</sup>, X. J. Wang<sup>39</sup>, X. L. Wang<sup>12,g</sup>, X. N. Wang<sup>1</sup>, Y. Wang<sup>61</sup>, Y. D. Wang<sup>45</sup>, Y. F. Wang<sup>1,58,63</sup>, Y. L. Wang<sup>19</sup>, Y. N. Wang<sup>45</sup>, Y. Q. Wang<sup>1</sup>, Yaqian Wang<sup>17</sup>, Yi Wang<sup>61</sup>, Z. Wang<sup>1,58</sup>, Z. L. Wang<sup>72</sup>, Z. Y. Wang<sup>1,63</sup>, Ziyi Wang<sup>63</sup>, D. H. Wei<sup>14</sup>, F. Weidner<sup>68</sup>, S. P. Wen<sup>1</sup>, Y. R. Wen<sup>39</sup>, U. Wiedner<sup>3</sup>, G. Wilkinson<sup>69</sup>, M. Wolke<sup>75</sup>, L. Wollenberg<sup>3</sup>, C. Wu<sup>39</sup>, J. F. Wu<sup>1,8</sup>, L. H. Wu<sup>1</sup>, L. J. Wu<sup>1,63</sup>, X. Wu<sup>12,g</sup>, X. H. Wu<sup>34</sup>, Y. Wu<sup>71,58</sup>, Y. H. Wu<sup>55</sup>, Y. J. Wu<sup>31</sup>, Z. Wu<sup>1,58</sup>, L. Xia<sup>71,58</sup>, X. M. Xian<sup>39</sup>, B. H. Xiang<sup>1,63</sup>, T. Xiang<sup>46,h</sup>, D. Xiao<sup>38,k,l</sup>, G. Y. Xiao<sup>42</sup>, S. Y. Xiao<sup>1</sup>, Y. L. Xiao<sup>12,g</sup>, Z. J. Xiao<sup>41</sup>, C. Xie<sup>42</sup>, X. H. Xie<sup>46,h</sup>, Y. Xie<sup>50</sup>, Y. G. Xie<sup>1,58</sup>, Y. H. Xie<sup>6</sup>, Z. P. Xie<sup>71,58</sup>, T. Y. Xing<sup>1,63</sup>, C. F. Xu<sup>1,63</sup>, C. J. Xu<sup>59</sup>, G. F. Xu<sup>1</sup>, H. Y. Xu<sup>66,2,p</sup>, M. Xu<sup>71,58</sup>, Q. J. Xu<sup>16</sup>, Q. N. Xu<sup>30</sup>, W. Xu<sup>1</sup>, W. L. Xu<sup>66</sup>, X. P. Xu<sup>55</sup>, Y. C. Xu<sup>77</sup>, Z. P. Xu<sup>42</sup>, Z. S. Xu<sup>63</sup>, F. Yan<sup>12,g</sup>, L. Yan<sup>12,g</sup>, W. B. Yan<sup>71,58</sup>, W. C. Yan<sup>80</sup>, X. Q. Yan<sup>1</sup>, H. J. Yang<sup>51,f</sup>, H. L. Yang<sup>34</sup>, H. X. Yang<sup>1</sup>, T. Yang<sup>1</sup>, Y. Yang<sup>12,g</sup>, Y. F. Yang<sup>43</sup>, Y. F. Yang<sup>1,63</sup>, Y. X. Yang<sup>1,63</sup>, Z. W. Yang<sup>38,k,l</sup>, Z. P. Yao<sup>50</sup>, M. Ye<sup>1,58</sup>, M. H. Ye<sup>8</sup>, J. H. Yin<sup>1</sup>, Z. Y. You<sup>59</sup>, B. X. Yu<sup>1,58,63</sup>, C. X. Yu<sup>43</sup>, G. Yu<sup>1,63</sup>, J. S. Yu<sup>25,i</sup>, T. Yu<sup>72</sup>, X. D. Yu<sup>46,h</sup>, Y. C. Yu<sup>80</sup>, C. Z. Yuan<sup>1,63</sup>, J. Yuan<sup>45</sup>, J. Yuan<sup>34</sup>, L. Yuan<sup>2</sup>, S. C. Yuan<sup>1,63</sup>, Y. Yuan<sup>1,63</sup>, Z. Y. Yuan<sup>59</sup>, C. X. Yue<sup>39</sup>, A. A. Zafar<sup>73</sup>, F. R. Zeng<sup>50</sup>, S. H. Zeng<sup>72</sup>, X. Zeng<sup>12,g</sup>, Y. Zeng<sup>25,i</sup>, Y. J. Zeng<sup>1,63</sup>, Y. J. Zeng<sup>59</sup>, X. Y. Zhai<sup>34</sup>, Y. C. Zhai<sup>50</sup>, Y. H. Zhan<sup>59</sup>, A. Q. Zhang<sup>1,63</sup>, B. L. Zhang<sup>1,63</sup>, B. X. Zhang<sup>1</sup>, D. H. Zhang<sup>43</sup>, G. Y. Zhang<sup>19</sup>, H. Zhang<sup>80</sup>, H. Zhang<sup>71,58</sup>, H. C. Zhang<sup>1,58,63</sup>, H. H. Zhang<sup>59</sup>, H. H. Zhang<sup>34</sup>, H. Q. Zhang<sup>1,58,63</sup>, H. R. Zhang<sup>71,58</sup>, H. Y. Zhang<sup>1,58</sup>, J. Zhang<sup>80</sup>, J. Zhang<sup>59</sup>, J. J. Zhang<sup>52</sup>, J. L. Zhang<sup>20</sup>, J. Q. Zhang<sup>41</sup>, J. S. Zhang<sup>12,g</sup>, J. W. Zhang<sup>1,58,63</sup>, J. X. Zhang<sup>38,k,l</sup>, J. Y. Zhang<sup>1</sup>, J. Z. Zhang<sup>1,63</sup>, Jianyu Zhang<sup>63</sup>, L. M. Zhang<sup>61</sup>, Lei Zhang<sup>42</sup>, P. Zhang<sup>1,63</sup>, Q. Y. Zhang<sup>34</sup>, R. Y. Zhang<sup>38,k,l</sup>, S. H. Zhang<sup>1,63</sup>, Shulei Zhang<sup>25,i</sup>, X. D. Zhang<sup>45</sup>, X. M. Zhang<sup>1</sup>, X. Y. Zhang<sup>50</sup>, Y. Zhang<sup>72</sup>, Y. Zhang<sup>1</sup>, Y. T. Zhang<sup>80</sup>, Y. H. Zhang<sup>1,58</sup>, Y. M. Zhang<sup>39</sup>, Yan Zhang<sup>71,58</sup>, Z. D. Zhang<sup>1</sup>, Z. H. Zhang<sup>1</sup>, Z. L. Zhang<sup>34</sup>, Z. Y. Zhang<sup>43</sup>, Z. Y. Zhang<sup>76</sup>, Z. Z. Zhang<sup>45</sup>, G. Zhao<sup>1</sup>, J. Y. Zhao<sup>1,63</sup>, J. Z. Zhao<sup>1,58</sup>, L. Zhao<sup>1</sup>, Lei Zhao<sup>71,58</sup>, M. G. Zhao<sup>43</sup>, N. Zhao<sup>78</sup>, R. P. Zhao<sup>63</sup>, S. J. Zhao<sup>80</sup>, Y. B. Zhao<sup>1,58</sup>, Y. X. Zhao<sup>31,63</sup>, Z. G. Zhao<sup>71,58</sup>, A. Zhemchugov<sup>36,b</sup>, B. Zheng<sup>72</sup>, B. M. Zheng<sup>34</sup>, J. P. Zheng<sup>1,58</sup>, W. J. Zheng<sup>1,63</sup>, Y. H. Zheng<sup>63</sup>, B. Zhong<sup>41</sup>, X. Zhong<sup>59</sup>, H. Zhou<sup>50</sup>, J. Y. Zhou<sup>34</sup>, L. P. Zhou<sup>1,63</sup>, S. Zhou<sup>6</sup>, X. Zhou<sup>76</sup>, X. K. Zhou<sup>6</sup>, X. R. Zhou<sup>71,58</sup>, X. Y. Zhou<sup>39</sup>, Y. Z. Zhou<sup>12,g</sup>, J. Zhu<sup>43</sup>, K. Zhu<sup>1</sup>, K. J. Zhu<sup>1,58,63</sup>, K. S. Zhu<sup>12,g</sup>, L. Zhu<sup>34</sup>, L. X. Zhu<sup>63</sup>, S. H. Zhu<sup>70</sup>, S. Q. Zhu<sup>42</sup>, T. J. Zhu<sup>12,g</sup>, W. D. Zhu<sup>41</sup>, Y. C. Zhu<sup>71,58</sup>, Z. A. Zhu<sup>1,63</sup>, J. H. Zou<sup>1</sup>, J. Zu<sup>71,58</sup>

(BESIII Collaboration)

<sup>1</sup> *Institute of High Energy Physics, Beijing 100049, People's Republic of China*

<sup>2</sup> *Beihang University, Beijing 100191, People's Republic of China*

<sup>3</sup> *Bochum Ruhr-University, D-44780 Bochum, Germany*

<sup>4</sup> *Budker Institute of Nuclear Physics SB RAS (BINP), Novosibirsk 630090, Russia*

<sup>5</sup> *Carnegie Mellon University, Pittsburgh, Pennsylvania 15213, USA*

<sup>6</sup> *Central China Normal University, Wuhan 430079, People's Republic of China*

<sup>7</sup> *Central South University, Changsha 410083, People's Republic of China*

<sup>8</sup> *China Center of Advanced Science and Technology, Beijing 100190, People's Republic of China*

<sup>9</sup> *China University of Geosciences, Wuhan 430074, People's Republic of China*

<sup>10</sup> *Chung-Ang University, Seoul, 06974, Republic of Korea*

<sup>11</sup> *COMSATS University Islamabad, Lahore Campus, Defence Road, Off Raiwind Road, 54000 Lahore, Pakistan*

<sup>12</sup> *Fudan University, Shanghai 200433, People's Republic of China*

<sup>13</sup> *GSI Helmholtzcentre for Heavy Ion Research GmbH, D-64291 Darmstadt, Germany*

<sup>14</sup> *Guangxi Normal University, Guilin 541004, People's Republic of China*

<sup>15</sup> *Guangxi University, Nanning 530004, People's Republic of China*

<sup>16</sup> *Hangzhou Normal University, Hangzhou 310036, People's Republic of China*

<sup>17</sup> *Hebei University, Baoding 071002, People's Republic of China*

- <sup>18</sup> *Helmholtz Institute Mainz, Staudinger Weg 18, D-55099 Mainz, Germany*
- <sup>19</sup> *Henan Normal University, Xinxiang 453007, People's Republic of China*
- <sup>20</sup> *Henan University, Kaifeng 475004, People's Republic of China*
- <sup>21</sup> *Henan University of Science and Technology, Luoyang 471003, People's Republic of China*
- <sup>22</sup> *Henan University of Technology, Zhengzhou 450001, People's Republic of China*
- <sup>23</sup> *Huangshan College, Huangshan 245000, People's Republic of China*
- <sup>24</sup> *Hunan Normal University, Changsha 410081, People's Republic of China*
- <sup>25</sup> *Hunan University, Changsha 410082, People's Republic of China*
- <sup>26</sup> *Indian Institute of Technology Madras, Chennai 600036, India*
- <sup>27</sup> *Indiana University, Bloomington, Indiana 47405, USA*
- <sup>28</sup> *INFN Laboratori Nazionali di Frascati , (A)INFN Laboratori Nazionali di Frascati, I-00044, Frascati, Italy; (B)INFN Sezione di Perugia, I-06100, Perugia, Italy; (C)University of Perugia, I-06100, Perugia, Italy*
- <sup>29</sup> *INFN Sezione di Ferrara, (A)INFN Sezione di Ferrara, I-44122, Ferrara, Italy; (B)University of Ferrara, I-44122, Ferrara, Italy*
- <sup>30</sup> *Inner Mongolia University, Hohhot 010021, People's Republic of China*
- <sup>31</sup> *Institute of Modern Physics, Lanzhou 730000, People's Republic of China*
- <sup>32</sup> *Institute of Physics and Technology, Peace Avenue 54B, Ulaanbaatar 13330, Mongolia*
- <sup>33</sup> *Instituto de Alta Investigación, Universidad de Tarapacá, Casilla 7D, Arica 1000000, Chile*
- <sup>34</sup> *Jilin University, Changchun 130012, People's Republic of China*
- <sup>35</sup> *Johannes Gutenberg University of Mainz, Johann-Joachim-Becher-Weg 45, D-55099 Mainz, Germany*
- <sup>36</sup> *Joint Institute for Nuclear Research, 141980 Dubna, Moscow region, Russia*
- <sup>37</sup> *Justus-Liebig-Universitaet Giessen, II. Physikalisches Institut, Heinrich-Buff-Ring 16, D-35392 Giessen, Germany*
- <sup>38</sup> *Lanzhou University, Lanzhou 730000, People's Republic of China*
- <sup>39</sup> *Liaoning Normal University, Dalian 116029, People's Republic of China*
- <sup>40</sup> *Liaoning University, Shenyang 110036, People's Republic of China*
- <sup>41</sup> *Nanjing Normal University, Nanjing 210023, People's Republic of China*
- <sup>42</sup> *Nanjing University, Nanjing 210093, People's Republic of China*
- <sup>43</sup> *Nankai University, Tianjin 300071, People's Republic of China*
- <sup>44</sup> *National Centre for Nuclear Research, Warsaw 02-093, Poland*
- <sup>45</sup> *North China Electric Power University, Beijing 102206, People's Republic of China*
- <sup>46</sup> *Peking University, Beijing 100871, People's Republic of China*
- <sup>47</sup> *Qufu Normal University, Qufu 273165, People's Republic of China*
- <sup>48</sup> *Renmin University of China, Beijing 100872, People's Republic of China*
- <sup>49</sup> *Shandong Normal University, Jinan 250014, People's Republic of China*
- <sup>50</sup> *Shandong University, Jinan 250100, People's Republic of China*
- <sup>51</sup> *Shanghai Jiao Tong University, Shanghai 200240, People's Republic of China*
- <sup>52</sup> *Shanxi Normal University, Linfen 041004, People's Republic of China*
- <sup>53</sup> *Shanxi University, Taiyuan 030006, People's Republic of China*
- <sup>54</sup> *Sichuan University, Chengdu 610064, People's Republic of China*
- <sup>55</sup> *Soochow University, Suzhou 215006, People's Republic of China*
- <sup>56</sup> *South China Normal University, Guangzhou 510006, People's Republic of China*
- <sup>57</sup> *Southeast University, Nanjing 211100, People's Republic of China*
- <sup>58</sup> *State Key Laboratory of Particle Detection and Electronics, Beijing 100049, Hefei 230026, People's Republic of China*
- <sup>59</sup> *Sun Yat-Sen University, Guangzhou 510275, People's Republic of China*
- <sup>60</sup> *Suranaree University of Technology, University Avenue 111, Nakhon Ratchasima 30000, Thailand*
- <sup>61</sup> *Tsinghua University, Beijing 100084, People's Republic of China*
- <sup>62</sup> *Turkish Accelerator Center Particle Factory Group, (A)Istinye University, 34010, Istanbul, Turkey; (B)Near East University, Nicosia, North Cyprus, 99138, Mersin 10, Turkey*
- <sup>63</sup> *University of Chinese Academy of Sciences, Beijing 100049, People's Republic of China*
- <sup>64</sup> *University of Groningen, NL-9747 AA Groningen, The Netherlands*

- <sup>65</sup> *University of Hawaii, Honolulu, Hawaii 96822, USA*
- <sup>66</sup> *University of Jinan, Jinan 250022, People's Republic of China*
- <sup>67</sup> *University of Manchester, Oxford Road, Manchester, M13 9PL, United Kingdom*
- <sup>68</sup> *University of Muenster, Wilhelm-Klemm-Strasse 9, 48149 Muenster, Germany*
- <sup>69</sup> *University of Oxford, Keble Road, Oxford OX13RH, United Kingdom*
- <sup>70</sup> *University of Science and Technology Liaoning, Anshan 114051, People's Republic of China*
- <sup>71</sup> *University of Science and Technology of China, Hefei 230026, People's Republic of China*
- <sup>72</sup> *University of South China, Hengyang 421001, People's Republic of China*
- <sup>73</sup> *University of the Punjab, Lahore-54590, Pakistan*
- <sup>74</sup> *University of Turin and INFN, (A)University of Turin, I-10125, Turin, Italy; (B)University of Eastern Piedmont, I-15121, Alessandria, Italy; (C)INFN, I-10125, Turin, Italy*
- <sup>75</sup> *Uppsala University, Box 516, SE-75120 Uppsala, Sweden*
- <sup>76</sup> *Wuhan University, Wuhan 430072, People's Republic of China*
- <sup>77</sup> *Yantai University, Yantai 264005, People's Republic of China*
- <sup>78</sup> *Yunnan University, Kunming 650500, People's Republic of China*
- <sup>79</sup> *Zhejiang University, Hangzhou 310027, People's Republic of China*
- <sup>80</sup> *Zhengzhou University, Zhengzhou 450001, People's Republic of China*
- <sup>a</sup> *Deceased*
- <sup>b</sup> *Also at the Moscow Institute of Physics and Technology, Moscow 141700, Russia*
- <sup>c</sup> *Also at the Novosibirsk State University, Novosibirsk, 630090, Russia*
- <sup>d</sup> *Also at the NRC "Kurchatov Institute", PNPI, 188300, Gatchina, Russia*
- <sup>e</sup> *Also at Goethe University Frankfurt, 60323 Frankfurt am Main, Germany*
- <sup>f</sup> *Also at Key Laboratory for Particle Physics, Astrophysics and Cosmology, Ministry of Education; Shanghai Key Laboratory for Particle Physics and Cosmology; Institute of Nuclear and Particle Physics, Shanghai 200240, People's Republic of China*
- <sup>g</sup> *Also at Key Laboratory of Nuclear Physics and Ion-beam Application (MOE) and Institute of Modern Physics, Fudan University, Shanghai 200443, People's Republic of China*
- <sup>h</sup> *Also at State Key Laboratory of Nuclear Physics and Technology, Peking University, Beijing 100871, People's Republic of China*
- <sup>i</sup> *Also at School of Physics and Electronics, Hunan University, Changsha 410082, China*
- <sup>j</sup> *Also at Guangdong Provincial Key Laboratory of Nuclear Science, Institute of Quantum Matter, South China Normal University, Guangzhou 510006, China*
- <sup>k</sup> *Also at MOE Frontiers Science Center for Rare Isotopes, Lanzhou University, Lanzhou 730000, People's Republic of China*
- <sup>l</sup> *Also at Lanzhou Center for Theoretical Physics, Lanzhou University, Lanzhou 730000, People's Republic of China*
- <sup>m</sup> *Also at the Department of Mathematical Sciences, IBA, Karachi 75270, Pakistan*
- <sup>n</sup> *Also at Ecole Polytechnique Federale de Lausanne (EPFL), CH-1015 Lausanne, Switzerland*
- <sup>o</sup> *Also at Helmholtz Institute Mainz, Staudinger Weg 18, D-55099 Mainz, Germany*
- <sup>p</sup> *Also at School of Physics, Beihang University, Beijing 100191, China*

Based on  $6.1 \text{ fb}^{-1}$  of  $e^+e^-$  annihilation data collected at center-of-mass energies from 4.600 GeV to 4.843 GeV with the BESIII detector at the BEPCII collider, a partial wave analysis of  $\Lambda_c^+ \rightarrow \Lambda\pi^+\eta$  is performed, and branching fractions and decay asymmetry parameters of intermediate processes are determined. The process  $\Lambda_c^+ \rightarrow \Lambda a_0(980)^+$  is observed for the first time, and evidence for the pentaquark candidate  $\Sigma(1380)^+$  decaying into  $\Lambda\pi^+$  is found with statistical significance larger than  $3\sigma$ . The branching fraction product  $\mathcal{B}(\Lambda_c^+ \rightarrow \Lambda a_0(980)^+) \mathcal{B}(a_0(980)^+ \rightarrow \pi^+\eta)$  is determined to be  $(1.05 \pm 0.16_{\text{stat}} \pm 0.05_{\text{syst}} \pm 0.07_{\text{ext}})\%$ , which is larger than theoretical calculations by 1 – 2 orders of magnitude. Here the third (external) systematic is from  $\mathcal{B}(\Lambda_c^+ \rightarrow \Lambda\pi^+\eta)$ . Finally, we precisely obtain the absolute branching fraction  $\mathcal{B}(\Lambda_c^+ \rightarrow \Lambda\pi^+\eta) = (1.94 \pm 0.07_{\text{stat}} \pm 0.11_{\text{syst}})\%$ .

Apart from the traditional bound states like mesons and baryons, the quark model [1, 2] allows for more complex structures such as tetraquarks, pentaquarks, hy-

brids, glueballs, and hadronic molecular states. For the studies of these exotic states, many important achievements have been made [3–9], especially in quarkonium,

$D$  meson, and  $B$  meson decays. Studies of baryon decays are relatively rare, except for studies of  $\Lambda_b^0$  decays into  $P_c$  or  $X(3872)$  states by the LHCb experiment [10–12]. Replacing the  $b$  quark with a  $c$  quark, the much lighter charm baryons lie at the boundary between perturbative and non-perturbative regions. Given the very interesting results already achieved in the first studies of heavy exotic states in bottom baryon decays, studies using charm baryon decays provide a new and exciting opportunity to probe lighter exotic states.

The exact nature of the scalar meson  $a_0(980)^+$  remains elusive, with various interpretations proposed. These include a conventional  $q\bar{q}$  meson [13, 14], a compact tetraquark [15, 16], a superposition of both [17], or a dynamically generated threshold effect [18–22]. Reference [23] adopted the compact tetraquark assumption to study the  $\Lambda_c^+ \rightarrow \Lambda a_0(980)^+$  decay, as the  $q\bar{q}$  picture failed to explain the measured  $\mathcal{B}(\Lambda_c^+ \rightarrow p f_0(980))$  [24], where the  $f_0(980)$  is regarded as the scalar octet partner of  $a_0(980)^+$  in the  $q\bar{q}$  model. The  $\Lambda_c^+ \rightarrow \Lambda a_0(980)^+$  branching fraction (BF) was calculated to be  $1.9 \times 10^{-4}$  based on factorization and the pole model, where the pole term was found to dominate over factorizable contributions. In a different perspective, Ref. [25] proposed a significant enhancement of the BF to  $(1.7_{-1.0}^{+2.8} \pm 0.3) \times 10^{-3}$  by considering the process  $\Lambda_c^+ \rightarrow \Sigma(1385)^+\eta$ , followed by re-scattering  $\Sigma(1385)^+\eta \rightarrow \Lambda a_0(980)^+$ . Here, the calculated  $\mathcal{B}(\Lambda_c^+ \rightarrow \Sigma(1385)^+\eta)$  in the topological scheme [26] is employed as an input. Contributions from other processes, such as  $\Lambda_c^+ \rightarrow \Lambda(1670)\pi^+ \rightarrow \Lambda a_0(980)^+$  and the triangle singularity enhanced  $\Lambda_c^+ \rightarrow \Sigma^*\eta(N^*\bar{K}^0) \rightarrow \Lambda a_0(980)^+$ , are estimated to be less than  $1 \times 10^{-3}$ . Moreover, due to the proximity of the  $a_0(980)^+$  pole mass to the  $K\bar{K}$  threshold, the  $a_0(980)^+$  line-shape exhibits a distinct cusp structure, a characteristic feature indicative of its molecular nature [27]. Therefore, the  $\Lambda_c^+ \rightarrow \Lambda\pi^+\eta$  decay provides a good platform to study the internal structure of  $a_0(980)^+$ .

The study of low-lying excited baryons with  $J^P = 1/2^-$  is crucial in hadron physics [28]. To address the reverse mass-order reverse of the  $N(1535)$  and  $\Lambda(1405)$  states, theorists proposed the pentaquark model [29–31] and the meson cloud and molecular model [32, 33]. These models predict the lowest  $\Sigma_{1/2^-}^*$  resonance around 1380 MeV/ $c^2$  [34], close to the  $N\bar{K}$  mass threshold [35]. Experimental and theoretical investigations have been conducted in various processes [31, 34, 36–51, 53]. However, establishing the lowest  $\Sigma_{1/2^-}^*$  resonance remains a challenge. The  $\Lambda_c^+ \rightarrow \Lambda\pi^+\eta$  decay has been highlighted as a golden channel [51, 52]. The  $\Lambda\pi^+$  mode, representing a pure  $I = 1$  combination, excludes influences from  $\Lambda^*$  resonances as compared to the  $\Sigma\pi$  and  $pK$  modes. Also, the influences from the  $\Sigma(1385)^+$  and  $\Lambda(1670)$  [54, 55] on the  $\Sigma(1380)^+$  can be distinguished.

This is because  $\Lambda(1670)$  predominantly affects the high-end of the  $M(\Lambda\pi^+)$  spectrum, while the  $\Sigma(1385)^+$  exhibits a different spin-parity resulting in a distinct angular distribution.

In this Letter, the first partial wave analysis (PWA) of the  $\Lambda_c^+ \rightarrow \Lambda\pi^+\eta$  decay is performed by using eleven data sets at center-of-mass (c.m.) energies from 4.600 to 4.843 GeV [56–60]. The data sets used are accumulated with the BESIII detector at the BEPCII collider and correspond to an integrated luminosity of  $6.1 \text{ fb}^{-1}$ . Detailed information about BESIII and BEPCII can be found in Refs. [61–64]. The simulated “inclusive Monte Carlo (MC) sample” is described in Ref. [66]. In the “phase-space (PHSP) signal MC sample” and the “PWA signal MC sample”,  $\Lambda_c^+ \rightarrow \Lambda\pi^+\eta$  decays are simulated with a uniform PHSP distribution and our PWA result, respectively, while the  $\bar{\Lambda}_c^-$  decays inclusively. Throughout this Letter, charge-conjugate modes are implied unless explicitly noted.

We use a single-tag (ST) method [65], where the  $\Lambda_c^+$  is reconstructed via the cascade decays  $\Lambda_c^+ \rightarrow \Lambda\pi^+\eta$ ,  $\Lambda \rightarrow p\pi^-$ ,  $\eta \rightarrow \gamma\gamma$  and  $\eta \rightarrow \pi^+\pi^-\pi^0$ ,  $\pi^0 \rightarrow \gamma\gamma$ . The requirements for selecting charged tracks, photon showers, and particle identification (PID) for the proton and pion follow the previous BESIII analysis [66]. To reconstruct  $\Lambda$  candidates, the  $p\pi^-$  pairs are constrained to originate from a common vertex by requiring the  $\chi^2$  of a vertex fit to be less than 100, and the  $p\pi^-$  invariant mass to satisfy  $1.08 < M_{p\pi^-} < 1.15 \text{ GeV}/c^2$ . To reconstruct  $\eta$ ,  $\pi^0 \rightarrow \gamma\gamma$  candidates, the  $\gamma\gamma$  invariant mass,  $M_{\gamma\gamma}$ , is required to be within  $[0.500, 0.600] \text{ GeV}/c^2$  ( $[0.105, 0.150] \text{ GeV}/c^2$ ). To improve the momentum resolution, a one-constraint kinematic fit is performed by constraining  $M_{\gamma\gamma}$  to the known  $\eta, \pi^0$  masses [67], and the fit  $\chi^2$  must be less than 20 (200). The updated momenta are used in further analysis. To reconstruct  $\eta \rightarrow \pi^+\pi^-\pi^0$  candidates, the  $\pi^+\pi^-\pi^0$  invariant mass,  $M_{\pi^+\pi^-\pi^0}$ , is required to be within  $(0.500, 0.600) \text{ GeV}/c^2$ . If there are multiple  $\Lambda_c^+$  combinations in an event, we choose the candidate with the minimum magnitude of the energy difference, defined as  $\Delta E \equiv E_{\Lambda_c} - E_{\text{beam}}$ , where  $E_{\Lambda_c}$  is the energy of the detected  $\Lambda_c^+$  candidate in the  $e^+e^-$  rest frame, and  $E_{\text{beam}}$  is the beam energy. Furthermore, the requirement  $-0.1 < \Delta E < 0.1 \text{ GeV}$  is imposed.

To further suppress the backgrounds, a Boosted Decision Tree with gradient boosting (BDTG) [68] based on the TMVA package [69] is used. The input variables are  $\Delta E$ ,  $M_{p\pi^-}$ , the ratio of the  $\Lambda$  decay length to its uncertainty  $L/\sigma_L$ ,  $M_{\gamma\gamma}$ ,  $M_{\pi^+\pi^-\pi^0}$  (only for  $\eta \rightarrow \pi^+\pi^-\pi^0$  channel), the cosine of the helicity angle of  $\eta, \pi^0 \rightarrow \gamma\gamma$  decay,  $\cos\theta_{\eta(\pi^0)}$ , and the lateral moments of the showers with higher and lower energies  $Lat(\gamma_{\text{High}})$  and  $Lat(\gamma_{\text{Low}})$ . In the training set, the signal and background components of the inclusive MC sample are used as inputs. The resultant BDTG scores are required to be greater than 0.95 and 0.97 for the  $\eta \rightarrow \gamma\gamma$

and  $\eta \rightarrow \pi^+\pi^-\pi^0$  channels, respectively, chosen by optimizing the figure-of-merit  $\text{FOM} = \frac{S}{\sqrt{S+B}} \frac{S}{S+B}$ . Here,  $S$  ( $B$ ) is the number of signal (background) events in the inclusive MC sample whose luminosity is normalized to the data.

An extended un-binned maximum likelihood fit is performed on the beam-constrained mass,  $M_{\text{BC}}$ , distribution [65] of each energy point to obtain the signal yields and purity in data. The method is the same as Ref. [66], and  $1312 \pm 45$  signal events are obtained with purity of about 80% in the signal regions, as shown in Supplemental Material [70]. The result of the fit to the  $M_{\text{BC}}$  distribution from the combined  $\eta \rightarrow \gamma\gamma$  and  $\eta \rightarrow \pi^+\pi^-\pi^0$  channels at 4.682 GeV is shown in Fig. 1, and the results at other energy points are shown in the Supplemental Material [70]. The event-by-event weight factor is calculated by the *sPlot* method [71], according to the fit results, in order to subtract the background contributions when performing the PWA. In order to improve the momentum resolution, an additional three-constraint kinematic fit is applied, in which the  $\Lambda\pi^+\eta$  invariant mass and the recoiled  $\bar{\Lambda}_c^-$  mass are constrained to the known  $\Lambda_c^+$  mass, and the  $p\pi^-$  invariant mass is constrained to the known  $\Lambda$  mass [67]. The updated momenta of the signal candidates from the kinematic fit are used in the PWA.

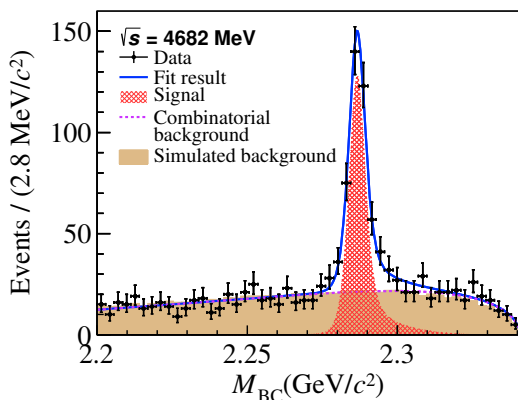


FIG. 1. The fit to the  $M_{\text{BC}}$  distribution combined from the  $\eta \rightarrow \gamma\gamma$  and  $\eta \rightarrow \pi^+\pi^-\pi^0$  channels at 4.682 GeV. The points with error bars are data, the brown solid histogram is MC-simulated background, the red hatched histogram is signal, the violet dashed line is background shape, and the blue line is total fit.

In the framework of the helicity amplitude formalism [72, 73], a PWA is performed by using the open-source framework TF-PWA [74]. The fundamental concepts follow Ref. [66]. In this Letter, the amplitude is defined in the  $e^+e^-$  rest frame. The parameters describing the amplitude of the  $\Lambda_c^+ \rightarrow \Lambda\pi^+\eta$  decay are shared for each energy point. Moreover, the parameters describing the amplitude of the  $\bar{\Lambda}_c^-$  decay are related to those of  $\Lambda_c^+$  via a parity transformation on the  $\bar{\Lambda}_c^-$  candidates, under

the assumption of  $CP$  conservation. The  $\Lambda_c^+$  polarization components are fixed to  $P_z = P_x = 0$ ,  $P_y(\theta_{ee}, \alpha_0, \Delta_0) \propto \sqrt{1 - \alpha_0^2} \sin \theta_{ee} \cos \theta_{ee} \sin \Delta_0$  [75]. Here,  $\theta_{ee}$  is the polar angle of the  $\Lambda_c^+$  with respect to the  $e^+$  beam in the  $e^+e^-$  c.m. system,  $\alpha_0$  is fixed to the values from Refs. [76, 77], and  $\Delta_0$  is fixed according to polarization results in data. The decay amplitudes of the  $\Lambda_c^+$  decay are described with sequential helicity amplitudes for cascade quasi-two-body decay and the propagators of intermediate states. For decay chains with resonant intermediate states, the barrier factor term is included. For those with non-resonant (NR) intermediate states, the barrier factor term is omitted.

In the decay amplitude of  $\Lambda_c^+ \rightarrow \Lambda a_0(980)^+$ ,  $a_0(980)^+ \rightarrow \pi^+\eta$ , the propagator of the  $a_0(980)^+$  is described by the two coupled-channel Flatté model [78]. The nominal mass and coupling constants of the  $a_0(980)^+$  decaying to the  $\eta\pi$  and  $K\bar{K}$  coupled-channels are quoted from Ref. [79]. For the NR decay, the dynamical function is set to be unity. In the decay chains of  $\Lambda_c^+ \rightarrow \Sigma(1385)^+\eta$ ,  $\Sigma(1385)^+ \rightarrow \Lambda\pi^+$  and  $\Lambda_c^+ \rightarrow \Lambda(1670)\pi^+$ ,  $\Lambda(1670) \rightarrow \Lambda\eta$ , the relativistic Breit-Wigner (RBW) formula [66] is used as the propagator of the  $\Sigma(1385)^+$  and  $\Lambda(1670)$ . The nominal mass and width of the  $\Sigma(1385)^+$  are fixed to the corresponding values from the Particle Data Group (PDG) [67], and those of  $\Lambda(1670)$  are taken from a recent measurement [80]. The amplitude of  $\Lambda \rightarrow p\pi^-$  is constrained according to the decay asymmetry  $\alpha_\Lambda$  from the PDG [67]. The full amplitude is the coherent sum of amplitudes of all decay chains, and the alignment  $D$ -functions are considered to align the helicities of the final state protons [54, 81]. The construction of the signal probability density function (PDF) and the derivations of fit fractions (FFs), interference, and corresponding statistical uncertainties follow the previous BESIII analysis [66]. The negative log likelihood (NLL) is a sum over of all signal candidates considering the weight factor  $w_i$ ,  $-\ln L = -a \sum_{i \in \text{data}} w_i \ln P(p_i)$  with the normalization factor  $a = \sum_{i \in \text{data}} w_i / \sum_{i \in \text{data}} w_i^2$  [82].

The baseline solution of the PWA includes the  $\Sigma(1385)^+$ ,  $\Lambda(1670)$ ,  $a_0(980)^+$ , and an  $S$ -wave  $\pi^+\eta$  NR component  $NR_{0^+}$ . The statistical significances of these amplitudes are all greater than  $5\sigma$ , as shown in Table I, and no other resonant component exceeds this threshold. The statistical significance is calculated from the change of the NLL values with and without including the component, taking into account the change of the number of degrees of freedom. The fit results projected on different mass spectra are shown in Fig. 2. The fit results for the FFs and decay asymmetry parameters are listed in Table I, where the decay asymmetry parameter arises from the interference between partial wave amplitudes. Using fits to toy MC samples, each matched to the data statistics, the pull distribution of each parameter is obtained. We correct the central value and scale the sta-

tistical uncertainty for a parameter if its pull distribution deviates significantly from the normal distribution. Since the fitted  $\alpha_{\Lambda a_0(980)^+}$  value is very close to its physical limit, an asymmetric statistical uncertainty is derived by scanning the NLL.

TABLE I. Fit Fractions, FF, statistical significances,  $\mathcal{S}$ , and decay asymmetry parameters,  $\alpha$ , for different components in the baseline solution. The total FF is 113.9%. The first uncertainty is statistical, and the second is systematic.

Process	FF (%)	$\mathcal{S}$	$\alpha$
$\Lambda a_0(980)^+$	$54.0 \pm 8.4 \pm 2.6$	$13.1\sigma$	$0.91^{+0.09}_{-0.18} \pm 0.08$
$\Sigma(1385)^+\eta$	$30.4 \pm 2.6 \pm 0.7$	$22.5\sigma$	$-0.61 \pm 0.15 \pm 0.04$
$\Lambda(1670)\pi^+$	$14.1 \pm 2.8 \pm 1.2$	$11.7\sigma$	$0.21 \pm 0.27 \pm 0.33$
$\Lambda NR_{0^+}$	$15.4 \pm 5.3$	$6.7\sigma$	...

Adopting the Breit-Wigner mass and width values of 1380 MeV/ $c^2$  and 120 MeV, respectively, as predicted in Refs. [34, 51], the potential pentaquark state  $\Sigma(1380)^+$  is investigated in the signal process. In the construction of the baseline solution,  $NR_{0^+}$  is introduced to better describe data with statistical significance of  $6.7\sigma$ , while that of the  $\Sigma(1380)^+$  is slightly lower. The comparison of NLL values between the baseline solution without  $NR_{0^+}$  and “model A” in Table II yields a statistical significance of  $6.1\sigma$ . To further investigate it, we construct “model B” by introducing  $\Sigma(1380)^+$  into the baseline solution. By comparing NLL values of the baseline solution and model B, the statistical significance is determined to be  $3.3\sigma$ . Projections onto the  $M_{\Lambda\pi^+}$  spectrum for models A and B are illustrated in Fig. 3, while the corresponding results for the FFs are detailed in Table II. Despite the overall significance of  $NR_{0^+}$  being higher than that of  $\Sigma(1380)^+$ , a subtle preference for  $\Sigma(1380)^+$  over  $NR_{0^+}$  is discerned from the  $\Sigma^{*+}$  helicity angle distribution in the  $a_0(980)^+$  signal region [70]. Additionally, various models are tested by replacing  $NR_{0^+}$  with other excited states such as  $\Sigma^{*+}$ ,  $\Lambda^*$ ,  $a_0^+$ , and  $a_2^+$ , while considering systematic uncertainties arising from fixed mass and width parameters by varying them within  $\pm 1\sigma$  [34]. In all cases, the calculated statistical significances exceed  $3\sigma$ . Consequently, this study presents the first evidence for the  $\Sigma(1380)^+$ .

The line-shapes of the  $a_0(980)^+$  and  $\Lambda(1670)$  are also tested with the FSI model [27], and alternative PWA fits are performed. No significant differences are observed in the results of the RBW and FSI models, but the interference between  $a_0(980)^+$  and  $NR_{0^+}$  is very large if the Flatté model is replaced by the FSI model. However, if we remove  $NR_{0^+}$  and re-fit the data, there is an obvious discrepancy between data and fit. Details can be found in Supplemental Material [70].

In the measurement of the absolute BF of  $\Lambda_c^+ \rightarrow \Lambda\pi^+\eta$ , the selection criteria are almost the same as those used to select the PWA sample except for the requirements of BDTG scores. The requirements of BDTG scores are op-

TABLE II. Fit results of FFs and statistical significances for different components in alternative models including  $\Sigma(1380)^+$ . The total FFs are 115.8% and 119.8% for models A and B, respectively. The uncertainties are statistical only.

Process	Model A	Model B
$\Lambda a_0(980)^+$	$52.9 \pm 4.5 (13.4\sigma)$	$50.6 \pm 8.0 (11.1\sigma)$
$\Sigma(1385)^+\eta$	$36.6 \pm 2.6 (15.8\sigma)$	$31.3 \pm 3.0 (14.6\sigma)$
$\Lambda(1670)\pi^+$	$10.7 \pm 1.4 (15.0\sigma)$	$9.0 \pm 1.6 (11.9\sigma)$
$\Sigma(1380)^+\eta$	$15.5 \pm 4.4 (6.1\sigma)$	$17.7 \pm 5.7 (3.3\sigma)$
$\Lambda NR_{0^+}$	...	$11.3 \pm 4.4 (4.2\sigma)$

timized to be greater than 0.93 and 0.94 for the  $\eta \rightarrow \gamma\gamma$  and  $\eta \rightarrow \pi^+\pi^-\pi^0$  channels, respectively, by using an alternative FOM,  $S/\sqrt{S+B}$ . Extended un-binned maximum likelihood fits are performed to the  $M_{BC}$  distribution, simultaneously at each energy point. In the fit, four components are considered, including signal, mismatched background,  $\Lambda_c^+$  decay backgrounds which are derived from MC simulation, and combinatorial background modeled with an ARGUS function [83]. A truth-match method [84] is employed to separate signals and mismatched backgrounds. The yield ratios of signals and mismatched backgrounds, and  $\Lambda_c^+$  decay backgrounds are fixed according to MC simulation. The total signal yield is given by  $N_{\text{sig}} = 2 \cdot N_{\Lambda_c^+\bar{\Lambda}_c^-} \cdot \mathcal{B} \cdot \mathcal{B}_{\text{inter}} \cdot \varepsilon$ . Here,  $N_{\Lambda_c^+\bar{\Lambda}_c^-}$  is the number of  $\Lambda_c^+\bar{\Lambda}_c^-$  pairs calculated from the luminosities and cross sections [58, 59, 76, 77], and  $\mathcal{B}$  is the BF of the signal decay shared for all c.m. energy points,  $\mathcal{B}_{\text{inter}} = \mathcal{B}(\Lambda \rightarrow p\pi^-) \cdot \mathcal{B}(\eta \rightarrow \gamma\gamma)$  and  $\mathcal{B}(\Lambda \rightarrow p\pi^-) \cdot \mathcal{B}(\eta \rightarrow \pi^+\pi^-\pi^0) \cdot \mathcal{B}(\pi^0 \rightarrow \gamma\gamma)$  is the BF of intermediate decays quoted from the PDG [67]. Finally,  $\varepsilon$  is the average detection efficiency based on our PWA results:  $(13.73 \pm 0.02)\%$  and  $(4.83 \pm 0.01)\%$  for the  $\eta \rightarrow \gamma\gamma$ , and  $\eta \rightarrow \pi^+\pi^-\pi^0$  channels, respectively. The BF is determined to be  $(1.94 \pm 0.07)\%$  which is consistent with the previous measurements [54, 55, 67]. The fit plots can be found in Supplemental Material [70].

The systematic uncertainties on the measurement of the FFs and decay asymmetry parameters include the fixed parameters, barrier radius, additional resonant components,  $\Lambda_c^+$  polarization, fit method, differences between data and MC, and background descriptions. The total systematic uncertainty on the BF measurement is evaluated to be 5.7% including tracking (0.9%), particle identification (PID) (0.3%),  $\Lambda$  reconstruction (2.6%),  $\eta$  reconstruction (1.0%), BDTG score requirements (1.1%), signal model (2.7%), fit model (0.9%),  $\mathcal{B}_{\text{inter}}$  (0.9%),  $N_{\Lambda_c^+\bar{\Lambda}_c^-}$  (3.9%), and MC statistics (0.4%). Details for both the PWA and BF results can be found in Supplemental Material [70].

In summary, based on  $6.1 \text{ fb}^{-1}$  of  $e^+e^-$  annihilation data collected at the c.m. energy region between 4.600 GeV

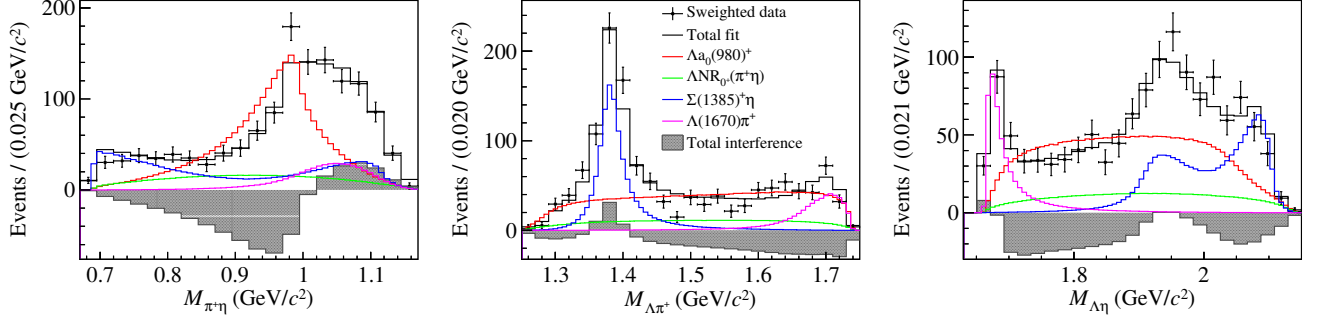


FIG. 2. Projections of the fit results in the  $M_{\pi^+\eta}$ ,  $M_{\Lambda\pi^+}$  and  $M_{\Lambda\eta}$  spectra. Points with error bars are sweigthed data at all energy points. The curves in different colors are different components.

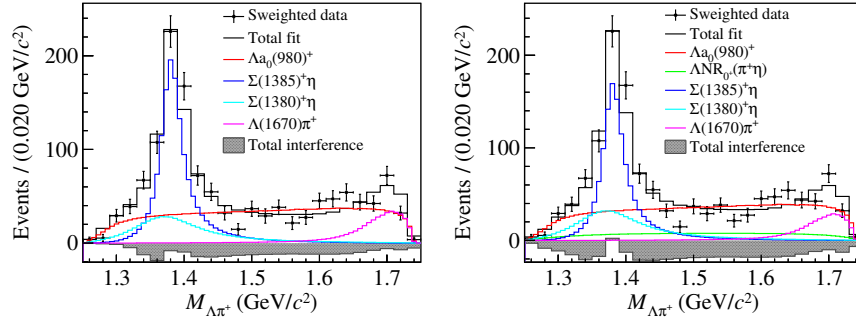


FIG. 3. Projections of the fit results including  $\Sigma(1380)^+$  state in the  $M_{\Lambda\pi^+}$  spectrum. Left plot is for model A, while right plot is for model B. Points with error bars are sweigthed data. The curves in different colors are different components.

and 4.843 GeV with the BESIII detector, the first PWA of  $\Lambda_c^+ \rightarrow \Lambda\pi^+\eta$  is performed. The  $\Lambda_c^+ \rightarrow \Lambda a_0(980)^+$  decay is observed for the first time, with a statistical significance of  $13.1\sigma$ , and evidence for the potential pentaquark state  $\Sigma(1380)^+$  is found in the  $\Lambda\pi^+$  system via a PWA, with a statistical significance larger than  $3\sigma$ . The BF of  $\Lambda_c^+ \rightarrow \Lambda\pi^+\eta$  is measured to be  $(1.94 \pm 0.07_{\text{stat}} \pm 0.01_{\text{sys}})\%$ , which is consistent with the previous results of BESIII [54] and Belle [55]. The product BF of  $\Lambda_c^+ \rightarrow \Lambda a_0(980)^+$  and  $a_0(980)^+ \rightarrow \pi^+\eta$  is calculated to be  $(1.05 \pm 0.16 \pm 0.05 \pm 0.07)\%$ , where the first and second uncertainties are quoted from those of FF value, while the third is due to  $\mathcal{B}(\Lambda_c^+ \rightarrow \Lambda\pi^+\eta)$ . Taking  $\mathcal{B}(a_0(980)^+ \rightarrow \pi^+\eta) = 0.853 \pm 0.014$  [85], the BF of  $\Lambda_c^+ \rightarrow \Lambda a_0(980)^+$  is determined to be  $(1.23 \pm 0.21)\%$ , which differs significantly from the theoretical predictions evaluated in Refs. [23, 25] by 1 – 2 orders of magnitude. A comparable scenario has been seen in  $D_s^+ \rightarrow a_0(980)^{+ (0)}\pi^{0 (+)}$  decay [86]. Nevertheless, that puzzle can be resolved by accounting for a long-distance contribution [87, 88]. However, the BF and line-shape evaluated from this long-distance effect fail to adequately describe the experimental data of  $\Lambda_c^+ \rightarrow \Lambda a_0(980)^+$  decay. Such a large difference between theory and experiment suggests some unknown decay mechanisms. In addition, this large BF implies that  $\Lambda_c^+$  decays may offer a new window to study the light scalar meson  $a_0(980)^+$ .

Furthermore, we determine  $\mathcal{B}(\Lambda_c^+ \rightarrow \Sigma(1385)^+\eta) = (6.78 \pm 0.58 \pm 0.16 \pm 0.47) \times 10^{-3}$  and  $\mathcal{B}(\Lambda_c^+ \rightarrow \Lambda(1670)\pi^+) \cdot \mathcal{B}(\Lambda(1670) \rightarrow \Lambda\eta) = (2.74 \pm 0.54 \pm 0.24 \pm 0.18) \times 10^{-3}$ , where the third uncertainty of  $\mathcal{B}(\Lambda_c^+ \rightarrow \Sigma(1385)^+\eta)$  also includes the uncertainty from  $\mathcal{B}(\Sigma(1385)^+ \rightarrow \Lambda\pi^+) = (87.5 \pm 1.5)\%$  [67]. The obtained product  $\mathcal{B}(\Lambda_c^+ \rightarrow \Sigma(1385)^+\eta)$  is consistent with the previous BESIII result [54] within  $2\sigma$  but differs from the Belle result [55] by over  $3\sigma$ . The obtained  $\mathcal{B}(\Lambda_c^+ \rightarrow \Lambda(1670)\pi^+) \cdot \mathcal{B}(\Lambda(1670) \rightarrow \Lambda\eta)$  is consistent with the Belle result within  $1\sigma$ . The  $\mathcal{B}(\Lambda_c^+ \rightarrow \Sigma(1385)^+\eta)$  measured in this work is in good agreement with recent calculations [26, 89], while it differs from the early calculations [90, 91] by over  $3\sigma$ . There is a pure non-factorizable contribution in  $\Lambda_c^+ \rightarrow \Sigma(1385)^+\eta$  [26] which is difficult to calculate; our measurement is crucial to calibrate theoretical treatments of this non-factorizable contribution. Based on the PWA results, the decay asymmetry parameters of these three intermediate processes are determined for the first time. The measured decay asymmetry parameter of  $\Lambda_c^+ \rightarrow \Sigma(1385)^+\eta$ ,  $-0.61 \pm 0.15 \pm 0.04$ , is consistent with  $-0.97^{+0.43}_{-0.03}$  evaluated in Ref. [89]. However, that of  $\Lambda_c^+ \rightarrow \Lambda a_0(980)^+$  is close to 1, which contradicts the small asymmetry estimated in Ref. [23]. This discrepancy might indicate issues in the consideration of  $a_0(980)^+$  decay constant or parity-violating transition amplitudes. Our results are essential to improve the current under-



standing of the dynamics of the hadronic  $\Lambda_c^+$  decays.

We thank En Wang, Guan-Ying Wang, Yu-Kuo Hsiao and Jia-Jun Wu for useful discussions. The BESIII Collaboration thanks the staff of BEPCII and the IHEP computing center for their strong support. This work is supported in part by National Key R&D Program of China under Contracts Nos. 2020YFA0406400, 2020YFA0406300, 2023YFA1606000; National Natural Science Foundation of China (NSFC) under Contracts Nos. 11635010, 11735014, 11835012, 11935015, 11935016, 11935018, 11961141012, 12025502, 12035009, 12035013, 12061131003, 12192260, 12192261, 12192262, 12192263, 12192264, 12192265, 12221005, 12225509, 12235017; the Chinese Academy of Sciences (CAS) Large-Scale Scientific Facility Program; the CAS Center for Excellence in Particle Physics (CCEPP); Joint Large-Scale Scientific Facility Funds of the NSFC and CAS under Contract No. U1832207; CAS Key Research Program of Frontier Sciences under Contracts Nos. QYZDJ-SSW-SLH003, QYZDJ-SSW-SLH040; 100 Talents Program of CAS; The Institute of Nuclear and Particle Physics (INPAC) and Shanghai Key Laboratory for Particle Physics and Cosmology; European Union's Horizon 2020 research and innovation programme under Marie Skłodowska-Curie grant agreement under Contract No. 894790; German Research Foundation DFG under Contracts Nos. 455635585, Collaborative Research Center CRC 1044, FOR5327, GRK 2149; Istituto Nazionale di Fisica Nucleare, Italy; Ministry of Development of Turkey under Contract No. DPT2006K-120470; National Research Foundation of Korea under Contract No. NRF-2022R1A2C1092335; National Science and Technology fund of Mongolia; National Science Research and Innovation Fund (NSRF) via the Program Management Unit for Human Resources & Institutional Development, Research and Innovation of Thailand under Contract No. B16F640076; Polish National Science Centre under Contract No. 2019/35/O/ST2/02907; The Swedish Research Council; U. S. Department of Energy under Contract No. DE-FG02-05ER41374.

---

[1] M. Gell-Mann, *Phys. Lett.* **8**, 214 (1964).  
 [2] G. Zweig, CERN Report No. CERN-TH-401, 1964; CERN Report No. CERN-TH-412, 1964.  
 [3] N. Brambilla, S. Eidelman, C. Hanhart, A. Nefediev, C. P. Shen, C. E. Thomas, A. Vairo and C. Z. Yuan, *Phys. Rep.* **873**, 1 (2020).  
 [4] F. K. Guo, C. Hanhart, U. G. Meißner, Q. Wang, Q. Zhao and B. S. Zou, *Rev. Mod. Phys.* **90**, 015004 (2018).  
 [5] S. L. Olsen, T. Skwarnicki and D. Zieminska, *Rev. Mod. Phys.* **90**, 015003 (2018).  
 [6] H. X. Chen, W. Chen, X. Liu and S. L. Zhu, *Phys. Rept.* **639**, 1 (2016).  
 [7] N. Brambilla *et al.*, *Eur. Phys. J. C* **71**, 1534 (2011).

[8] E. Klempt and A. Zaitsev, *Phys. Rept.* **454**, 1 (2007).  
 [9] Z. Liu and R. E. Mitchell, *Sci. Bull.* **68**, 2148 (2023).  
 [10] R. Aaij *et al.* (LHCb Collaboration), *Phys. Rev. Lett.* **122**, 222001 (2019).  
 [11] R. Aaij *et al.* (LHCb Collaboration), *Phys. Rev. Lett.* **115**, 072001 (2015).  
 [12] R. Aaij *et al.* (LHCb Collaboration), *JHEP* **09**, 028 (2019).  
 [13] N. R. Soni, A. N. Gadaria, J. J. Patel and J. N. Pandya, *Phys. Rev. D* **102**, 016013 (2020).  
 [14] E. Klempt, *Phys. Lett. B* **820**, 136512 (2021).  
 [15] N. N. Achasov, *Nucl. Phys. A* **675**, 279 (2000).  
 [16] R. L. Jaffe, *Phys. Rept.* **409**, 1 (2005).  
 [17] C. Alexandrou, J. Berlin, M. Dalla Brida, J. Finkenrath, T. Leontiou and M. Wagner, *Phys. Rev. D* **97**, 034506 (2018).  
 [18] J. D. Weinstein and N. Isgur, *Phys. Rev. Lett.* **48**, 659 (1982).  
 [19] G. Janssen, B. C. Pearce, K. Holinde and J. Speth, *Phys. Rev. D* **52**, 2690 (1995).  
 [20] J. A. Oller and E. Oset, *Nucl. Phys. A* **620**, 438 (1997).  
 [21] T. Sekihara and S. Kumano, *Phys. Rev. D* **92**, 034010 (2015).  
 [22] H. A. Ahmed and C. W. Xiao, *Phys. Rev. D* **101**, 094034 (2020).  
 [23] A. Sharma and R. C. Verma, *J. Phys. G* **36**, 075005 (2009).  
 [24] S. Barlag *et al.* (ACCMOR Collaboration), *Z. Phys. C* **48**, 29 (1990).  
 [25] Y. Yu and Y. K. Hsiao, *Phys. Lett. B* **820**, 136586 (2021).  
 [26] Y. K. Hsiao, Q. Yi, S. T. Cai and H. J. Zhao, *Eur. Phys. J. C* **80**, 1067 (2020).  
 [27] G. Y. Wang, N. C. Wei, H. M. Yang, E. Wang, L. S. Geng and J. J. Xie, *Phys. Rev. D* **106**, 056001 (2022).  
 [28] E. Wang, L. S. Geng, J. J. Wu, J. J. Xie and B. S. Zou, *arXiv:2406.07839*.  
 [29] C. Helminen and D. O. Riska, *Nucl. Phys. A* **699**, 624 (2002).  
 [30] A. Zhang, Y. R. Liu, P. Z. Huang, W. Z. Deng, X. L. Chen and S. L. Zhu, *High Energy Phys. Nucl. Phys.* **29** 250 (2005).  
 [31] B. S. Zou, *Eur. Phys. J. A* **35**, 325 (2008).  
 [32] N. Kaiser, P. B. Siegel and W. Weise, *Phys. Lett. B* **362**, 23 (1995).  
 [33] D. Jido, J. A. Oller, E. Oset, A. Ramos and U. G. Meißner, *Nucl. Phys. A* **725**, 181 (2003).  
 [34] J. J. Wu, S. Dulat and B. S. Zou, *Phys. Rev. D* **80**, 017503 (2009).  
 [35] K. P. Khemchandani, A. Martínez Torres, H. Kaneko, H. Nagahiro and A. Hosaka, *Phys. Rev. D* **84**, 094018 (2011).  
 [36] J. J. Wu, S. Dulat and B. S. Zou, *Phys. Rev. C* **81**, 045210 (2010).  
 [37] P. Gao, B. S. Zou and A. Sibirtsev, *Nucl. Phys. A* **867**, 41 (2011).  
 [38] K. P. Khemchandani, A. Martínez Torres and J. A. Oller, *Phys. Rev. C* **100**, 015208 (2019).  
 [39] Y. L. Pan and F. L. Forman, *Phys. Rev. Lett.* **23**, 806 (1969).  
 [40] Y. L. Pan and F. L. Forman, *Phys. Rev. Lett.* **23**, 808 (1969).  
 [41] S. Chekanov *et al.* (ZEUS Collaboration), *Phys. Lett. B* **591**, 7 (2004).  
 [42] I. Zychor, V. Koptev, M. Buscher, A. Dzyuba,

- I. Keshelashvili, V. Kleber, H. R. Koch, S. Krewald, Y. Maeda and S. Mikirtichyants, *et al.* *Phys. Rev. Lett.* **96**, 012002 (2006).
- [43] P. Gao, J. J. Wu and B. S. Zou, *Phys. Rev. C* **81**, 055203 (2010).
- [44] K. Moriya *et al.* (CLAS Collaboration), *Phys. Rev. C* **87**, 035206 (2013).
- [45] Y. H. Chen and B. S. Zou, *Phys. Rev. C* **88**, 024304 (2013).
- [46] L. Roca and E. Oset, *Phys. Rev. C* **88**, 055206 (2013).
- [47] S. H. Kim, K. P. Khemchandani, A. Martinez Torres, S. i. Nam and A. Hosaka, *Phys. Rev. D* **103**, 114017 (2021).
- [48] Y. H. Lyu, H. Zhang, N. C. Wei, B. C. Ke, E. Wang and J. J. Xie, *Chin. Phys. C* **47**, 053108 (2023).
- [49] E. Wang, J. J. Xie and E. Oset, *Phys. Lett. B* **753**, 526 (2016).
- [50] L. J. Liu, E. Wang, J. J. Xie, K. L. Song and J. Y. Zhu, *Phys. Rev. D* **98**, 114017 (2018).
- [51] J. J. Xie and L. S. Geng, *Phys. Rev. D* **95**, 074024 (2017).
- [52] W. T. Lyu, S. C. Zhang, G. Y. Wang, J. J. Wu, E. Wang, L. S. Geng and J. J. Xie, [arXiv:2405.09226](https://arxiv.org/abs/2405.09226).
- [53] Y. Ma *et al.* (Belle Collaboration), *Phys. Rev. Lett.* **130**, 151903 (2023).
- [54] M. Ablikim *et al.* (BESIII Collaboration), *Phys. Rev. D* **99**, 032010 (2019).
- [55] J. Y. Lee *et al.* (Belle Collaboration), *Phys. Rev. D* **103**, 052005 (2021).
- [56] M. Ablikim *et al.* (BESIII Collaboration), *Chin. Phys. C* **39**, 093001 (2015).
- [57] M. Ablikim *et al.* (BESIII Collaboration), *Chin. Phys. C* **40**, 063001 (2016).
- [58] M. Ablikim *et al.* (BESIII Collaboration), *Chin. Phys. C* **46**, 113002 (2022).
- [59] M. Ablikim *et al.* (BESIII Collaboration), *Chin. Phys. C* **46**, 113003 (2022).
- [60] B. C. Ke, J. Koponen, H. B. Li and Y. Zheng, *Ann. Rev. Nucl. Part. Sci.* **73**, 285 (2023).
- [61] M. Ablikim *et al.* (BESIII Collaboration), *Nucl. Instrum. Meth. A* **614**, 345 (2010).
- [62] C. H. Yu *et al.*, *Proceedings of IPAC2016, Busan, Korea, 2016*.
- [63] M. Ablikim *et al.* (BESIII Collaboration), *Chin. Phys. C* **44**, 040001 (2020).
- [64] K. X. Huang, *et al.*, *Nucl. Sci. Tech.* **33**, 142 (2022).
- [65] H. B. Li and X. R. Lyu, *Natl. Sci. Rev.* **8**, nwab181 (2021).
- [66] M. Ablikim *et al.* (BESIII Collaboration), *JHEP* **12**, 033 (2022).
- [67] R.L. Workman *et al.* (Particle Data Group), *Prog. Theor. Exp. Phys.* **2022**, 083C01 (2022) and 2023 update.
- [68] T. Hastie, R. Tibshirani, and J. Friedman, *Springer, New York, NY, 2009*.
- [69] H. Voss, A. Hocker, J. Stelzer and F. Tegenfeldt, *PoS ACAT*, 040 (2007).
- [70] See Supplemental Material at [URL will be inserted by publisher] for additional details of the analysis.
- [71] M. Pivk and F. R. Le Diberder, *Nucl. Instrum. Meth. A* **555**, 356 (2005).
- [72] S. U. Chung, “Spin Formalisms”, CERN-1971-008.
- [73] J. D. Richman, “An Experimenter’s Guide to the Helicity Formalism”, CALT-68-1148
- [74] Y. Jiang *et al.*, A partial wave analysis program using tensorflow tf-pwa.
- [75] H. Chen and R. G. Ping, *Phys. Rev. D* **99**, 114027 (2019).
- [76] M. Ablikim *et al.* (BESIII Collaboration), *Phys. Rev. Lett.* **120**, 132001 (2018).
- [77] M. Ablikim *et al.* (BESIII Collaboration), [arXiv:2307.07316](https://arxiv.org/abs/2307.07316).
- [78] S. M. Flatte, *Phys. Lett. B* **63**, 224 (1976).
- [79] M. Ablikim *et al.* (BESIII Collaboration), *Phys. Rev. D* **95**, 032002 (2017).
- [80] A. V. Sarantsev, M. Matveev, V. A. Nikonov, A. V. Anisovich, U. Thoma and E. Klempt, *Eur. Phys. J. A* **55**, 180 (2019).
- [81] M. Wang, Y. Jiang, Y. Liu, W. Qian, X. Lyu and L. Zhang, *Chin. Phys. C* **45**, 063103 (2021).
- [82] C. Langenbruch, *Eur. Phys. J. C* **82**, 393 (2022).
- [83] H. Albrecht *et al.* (ARGUS Collaboration), *Phys. Lett. B* **241**, 278 (1990).
- [84] M. Ablikim *et al.* (BESIII Collaboration), [arXiv:2311.12903](https://arxiv.org/abs/2311.12903).
- [85] If only two coupled-channels,  $K\bar{K}$  and  $\eta\pi$ , are considered, one can use the partial width ratio  $\Gamma(a_0(980) \rightarrow K\bar{K})/\Gamma(a_0(980) \rightarrow \eta\pi) = 0.172 \pm 0.019$  [67] to calculate  $\mathcal{B}(a_0(980) \rightarrow \eta\pi) = 0.853 \pm 0.014$ .
- [86] M. Ablikim *et al.* (BESIII Collaboration), *Phys. Rev. Lett.* **123**, 112001 (2019).
- [87] Y. K. Hsiao, Y. Yu and B. C. Ke, *Eur. Phys. J. C* **80**, 895 (2020).
- [88] R. Molina, J. J. Xie, W. H. Liang, L. S. Geng and E. Oset, *Phys. Lett. B* **803**, 135279 (2020).
- [89] C. Q. Geng, C. W. Liu, T. H. Tsai and Y. Yu, *Phys. Rev. D* **99**, 114022 (2019).
- [90] J. G. Korner and M. Kramer, *Z. Phys. C* **55**, 659 (1992).
- [91] K. K. Sharma and R. C. Verma, *Phys. Rev. D* **55**, 7067 (1997).

# Supplemental Material for “Observation of $\Lambda_c^+ \rightarrow \Lambda a_0(980)^+$ and Evidence for $\Sigma(1380)^+$ in $\Lambda_c^+ \rightarrow \Lambda \pi^+ \eta$ ”

## Fit results for different PWA samples

Table III summarizes the results of the  $M_{BC}$  fits to the data from different c.m. energies. The individual fits are shown in Fig. 4.

TABLE III. The results of fits to  $M_{BC}$  distributions from different energy points, along with  $M_{BC}$  signal regions, signal yields, and signal purities for the  $\eta \rightarrow \gamma\gamma$  and  $\eta \rightarrow \pi^+\pi^-\pi^0$  channels. The uncertainties are statistical only.

Sample (MeV)	$M_{BC}$ (GeV/ $c^2$ )	$\eta \rightarrow \gamma\gamma$		$\eta \rightarrow \pi^+\pi^-\pi^0$	
		Yields	Purities (%)	Yields	Purities (%)
4600	(2.282, 2.291)	$131 \pm 12$	$86.2 \pm 1.5$	$27 \pm 6$	$85.6 \pm 3.9$
4612	(2.282, 2.291)	$15 \pm 5$	$77.8 \pm 6.8$	$3 \pm 1$	$93.5 \pm 4.3$
4628	(2.282, 2.291)	$89 \pm 11$	$77.1 \pm 2.8$	$21 \pm 5$	$88.8 \pm 3.7$
4641	(2.282, 2.292)	$95 \pm 11$	$77.2 \pm 2.8$	$26 \pm 6$	$87.8 \pm 3.5$
4661	(2.282, 2.292)	$92 \pm 11$	$82.0 \pm 2.2$	$24 \pm 5$	$87.9 \pm 3.6$
4682	(2.281, 2.293)	$265 \pm 19$	$77.0 \pm 1.6$	$50 \pm 8$	$81.8 \pm 3.2$
4700	(2.279, 2.293)	$78 \pm 10$	$77.2 \pm 3.0$	$16 \pm 5$	$80.8 \pm 5.8$
4740	(2.281, 2.296)	$17 \pm 5$	$73.5 \pm 6.9$	$2 \pm 2$	$49.1 \pm 29.8$
4750	(2.281, 2.296)	$33 \pm 7$	$67.6 \pm 5.4$	$10 \pm 3$	$87.4 \pm 5.2$
4781	(2.279, 2.297)	$60 \pm 9$	$76.8 \pm 3.3$	$10 \pm 4$	$74.7 \pm 8.2$
4843	(2.279, 2.297)	$37 \pm 7$	$74.5 \pm 4.4$	$7 \pm 3$	$72.4 \pm 10.1$

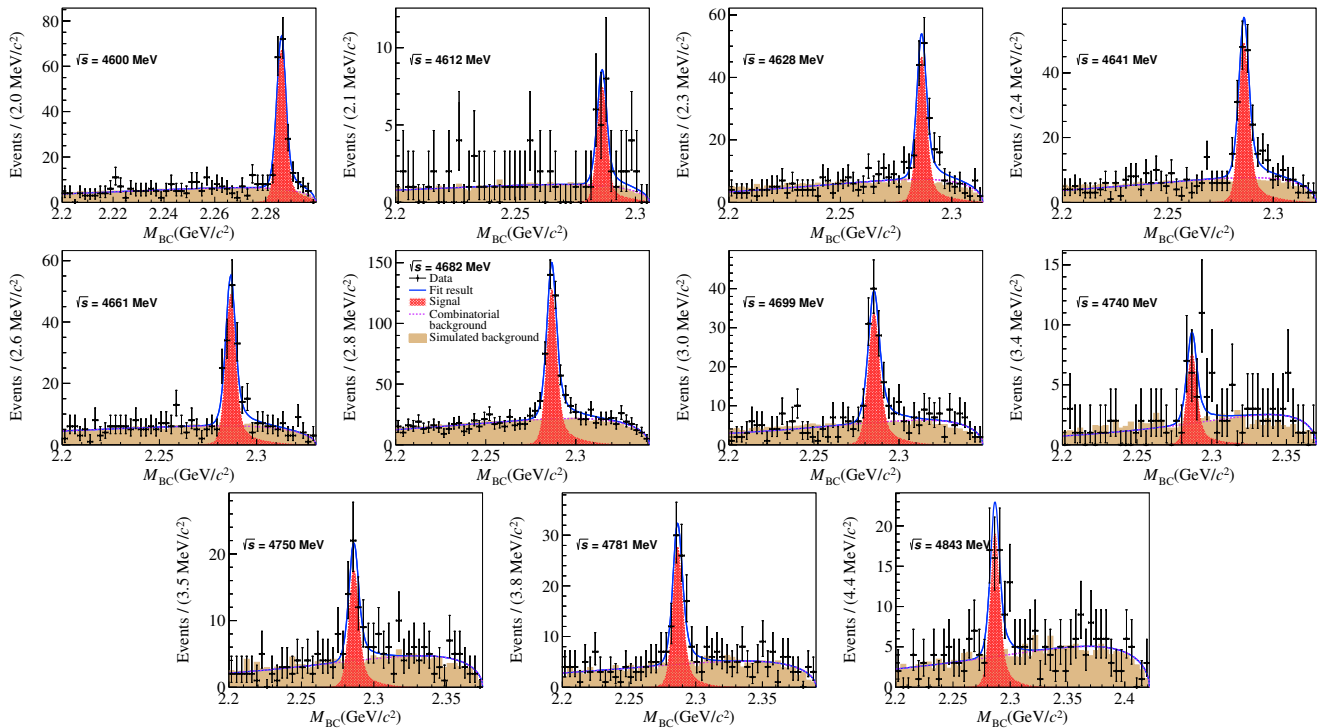


FIG. 4. The fits to the  $M_{BC}$  distributions for  $\eta \rightarrow \gamma\gamma$  and  $\eta \rightarrow \pi^+\pi^-\pi^0$  channels combined from the different energy points. The points with error bars are data, the brown solid histograms are MC-simulated background, the red hatched histograms are signal, the violet dashed lines are background shapes, and the blue lines show the total fit.

### Definitions of decay asymmetry parameters

The explicit definitions of the decay asymmetry parameters are given below.

$$\alpha_{\Lambda a_0(980)^+} = \frac{\left| H_{\frac{1}{2},0}^{\Lambda_c^+ \rightarrow \Lambda a_0(980)^+} \right|^2 - \left| H_{-\frac{1}{2},0}^{\Lambda_c^+ \rightarrow \Lambda a_0(980)^+} \right|^2}{\left| H_{\frac{1}{2},0}^{\Lambda_c^+ \rightarrow \Lambda a_0(980)^+} \right|^2 + \left| H_{-\frac{1}{2},0}^{\Lambda_c^+ \rightarrow \Lambda a_0(980)^+} \right|^2} = \frac{2 \operatorname{Re} \left( g_{0,\frac{1}{2}}^{\Lambda_c^+ \rightarrow \Lambda a_0(980)^+} g_{1,\frac{1}{2}}^{\Lambda_c^+ \rightarrow \Lambda a_0(980)^+*} \right)}{\left| g_{0,\frac{1}{2}}^{\Lambda_c^+ \rightarrow \Lambda a_0(980)^+} \right|^2 + \left| g_{1,\frac{1}{2}}^{\Lambda_c^+ \rightarrow \Lambda a_0(980)^+} \right|^2}, \quad (1)$$

$$\alpha_{\Sigma(1385)^+\eta} = \frac{\left| H_{\frac{1}{2},0}^{\Lambda_c^+ \rightarrow \Sigma(1385)^+\eta} \right|^2 - \left| H_{-\frac{1}{2},0}^{\Lambda_c^+ \rightarrow \Sigma(1385)^+\eta} \right|^2}{\left| H_{\frac{1}{2},0}^{\Lambda_c^+ \rightarrow \Sigma(1385)^+\eta} \right|^2 + \left| H_{-\frac{1}{2},0}^{\Lambda_c^+ \rightarrow \Sigma(1385)^+\eta} \right|^2} = \frac{2 \operatorname{Re} \left( g_{1,\frac{3}{2}}^{\Lambda_c^+ \rightarrow \Sigma(1385)^+\eta} g_{2,\frac{3}{2}}^{\Lambda_c^+ \rightarrow \Lambda a_0(980)^+*} \right)}{\left| g_{1,\frac{3}{2}}^{\Lambda_c^+ \rightarrow \Lambda a_0(980)^+} \right|^2 + \left| g_{2,\frac{3}{2}}^{\Lambda_c^+ \rightarrow \Lambda a_0(980)^+} \right|^2}, \quad (2)$$

$$\alpha_{\Lambda(1670)\pi^+} = \frac{\left| H_{\frac{1}{2},0}^{\Lambda_c^+ \rightarrow \Lambda(1670)\pi^+} \right|^2 - \left| H_{-\frac{1}{2},0}^{\Lambda_c^+ \rightarrow \Lambda(1670)\pi^+} \right|^2}{\left| H_{\frac{1}{2},0}^{\Lambda_c^+ \rightarrow \Lambda(1670)\pi^+} \right|^2 + \left| H_{-\frac{1}{2},0}^{\Lambda_c^+ \rightarrow \Lambda(1670)\pi^+} \right|^2} = \frac{2 \operatorname{Re} \left( g_{0,\frac{1}{2}}^{\Lambda_c^+ \rightarrow \Lambda(1670)\pi^+} g_{1,\frac{1}{2}}^{\Lambda_c^+ \rightarrow \Lambda(1670)\pi^+*} \right)}{\left| g_{0,\frac{1}{2}}^{\Lambda_c^+ \rightarrow \Lambda(1670)\pi^+} \right|^2 + \left| g_{1,\frac{1}{2}}^{\Lambda_c^+ \rightarrow \Lambda(1670)\pi^+} \right|^2}. \quad (3)$$

### Dalitz plots for the data and the baseline solution

Dalitz plots for both the data and the baseline solution fit are shown in in Fig. 5.

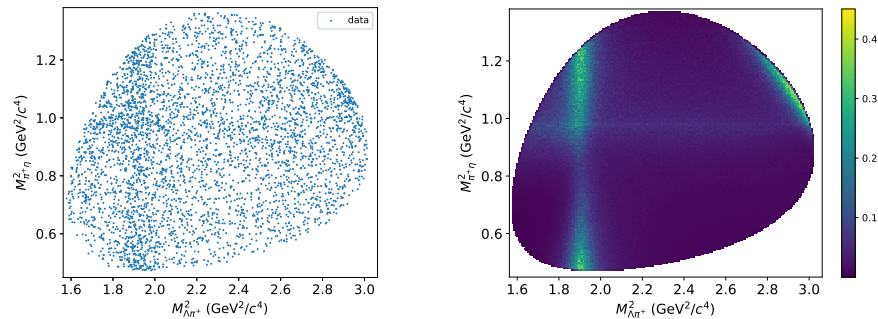


FIG. 5. The Dalitz plots of data (left) and fit results (right) at all energy points.

### Fit results of PWA with $\Sigma(1380)^+$

In the  $a_0(980)^+$  signal region in Dalitz plot, defined as  $M_{\Lambda\pi^+} > 1.44 \text{ GeV}/c^2$  and  $M_{\Lambda\eta} > 1.72 \text{ GeV}/c^2$ , the  $\Sigma^{*+}$  helicity angle,  $\cos\theta_{\Sigma^{*+}}$  distribution are shown in Fig. 6. It is found that in baseline model, the fit curve exceeds the data near  $\cos\theta_{\Sigma^{*+}} \simeq -0.35$ . However, in the alternative model where the  $NR_{0+}$  amplitude is replaced by the  $\Sigma(1380)^+$ , the fit curve is more consistent with data.

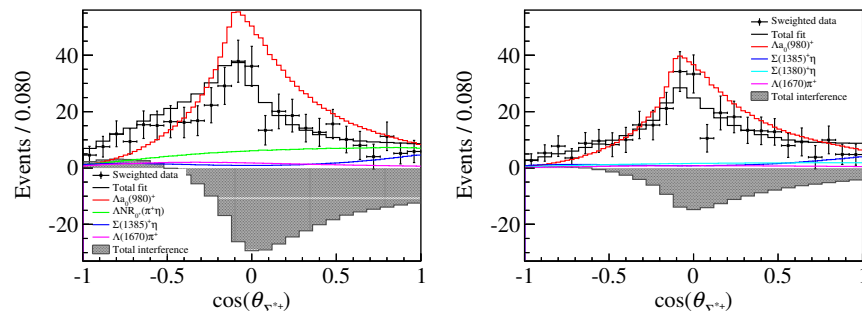


FIG. 6. Projections of the fit results vs. the  $\Sigma^{*+}$  helicity angle,  $\cos\theta_{\Sigma^{*+}}$  in the baseline model (left) and an alternative model (right). The alternative model replaces the  $NR_{0+}$  amplitude with the  $\Sigma(1380)^+$ . Results are plotted. The points with error bars are swighted data at all energy points. The curves in different colors are different components.

### Test $\Lambda(1670)$ and $a_0(980)^+$ line-shapes of FSI model

Alternative PWA fits are performed by replacing the RBW and Flatté model with the FSI model [1]. Figure 7 (a) shows the projection in the  $M_{\Lambda\eta}$  spectrum utilizing a  $\Lambda(1670)$  FSI model. Figure 7 (b) and (c) show the projections in the  $M_{\pi+\eta}$  spectrum exploiting the  $a_0(980)^+$  FSI model with and without including a NR component. It is found that if NR and  $a_0(980)^+$  FSI are both included, the interference is very large. However, an  $a_0(980)^+$  FSI without NR cannot describe the  $M_{\pi+\eta}$  spectrum well.

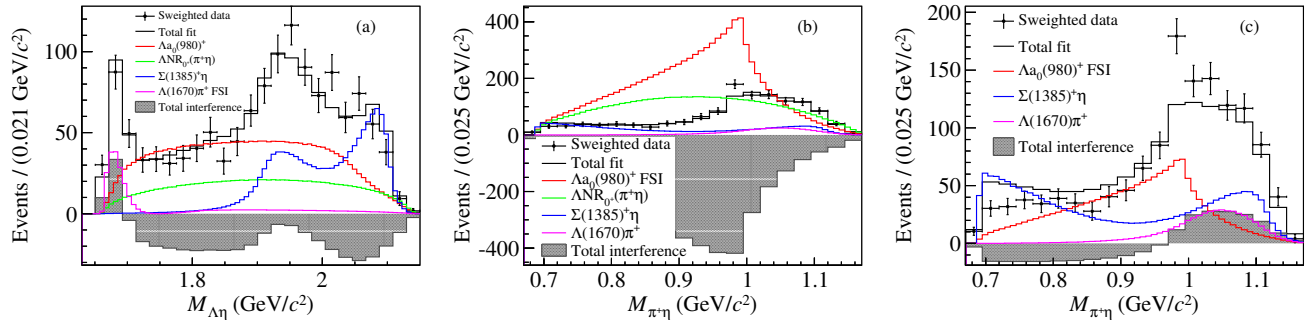


FIG. 7. Projections of the fit results using FSI model in the  $M_{\Lambda\eta}$  and  $M_{\pi+\eta}$  spectra. Points with error bars are sweigted data at all energy points. The curves in different colors are different components.

### Systematic uncertainties in PWA

The systematic uncertainties of the observables in the PWA are now described. The following sources are considered: fixed parameters, barrier radius, additional resonances,  $\Lambda_c^+$  polarization, fit methods, data-MC differences, and background modeling. All the systematic uncertainties are listed in Table IV.

TABLE IV. Systematic uncertainties (in units of corresponding statistical uncertainties. For  $\alpha_{\Lambda a_0(980)^+}$ , the symmetric statistical uncertainty 0.12 is used.) on the FFs of  $a_0(980)^+$ ,  $\Sigma(1385)^+$  and  $\Lambda(1670)$ , and the corresponding decay asymmetry parameters  $\alpha_{\Lambda a_0(980)^+}$ ,  $\alpha_{\Sigma(1385)^+\eta}$  and  $\alpha_{\Lambda(1670)\pi^+}$ . The total systematic uncertainties are obtained by summing up all contributions in quadrature.

	FF $_{a_0(980)^+}$	FF $_{\Sigma(1385)^+}$	FF $_{\Lambda(1670)}$	$\alpha_{\Lambda a_0(980)^+}$	$\alpha_{\Sigma(1385)^+\eta}$	$\alpha_{\Lambda(1670)\pi^+}$
Fixed parameters	0.09	0.10	0.32	0.08	0.05	0.11
Barrier radius	0.16	0.08	0.07	0.11	0.09	0.03
Additional resonances	0.21	0.21	0.25	0.14	0.12	1.19
$\Lambda_c^+$ polarization	0.05	0.05	0.02	0.06	0.02	0.02
Fit methods	0.07	0.07	0.05	0.09	0.06	0.11
Data-MC differences	0.09	0.01	0.15	0.04	0.08	0.09
Background modeling	0.06	0.06	0.02	0.61	0.19	0.30
Total	0.31	0.27	0.44	0.66	0.27	1.24

*Fixed parameters.* The uncertainties due to fixed resonance parameters and the  $\Lambda$  decay asymmetry parameter are estimated by varying the fixed values within  $\pm 1\sigma$  and re-fitting the data. The quadratic sums of the largest variations from each parameter are assigned as systematic uncertainties.

*Barrier radius.* The systematic uncertainties of the barrier radius  $d$  is determined by setting  $d$  to the alternative values derived from Ref. [2],  $d = 0.53$  fm and  $d = 1.16$  fm, which is a  $\pm 1\sigma$  region. The fit procedure is repeated, and the largest variations are assigned as systematic uncertainties.

*Additional resonances.* The systematic uncertainties associated with additional resonances are considered by adding an additional resonance, the  $\Sigma(1660)^+$ , which, at  $4.3\sigma$ , is the most significant among the unused resonances. The fit procedure is repeated, and the changes on the fit results are assigned as the systematic uncertainties.

*$\Lambda_c^+$  Polarization.* To estimate the systematic uncertainties due to the  $\Lambda_c^+$  polarization, the fixed parameters, *i.e.*,  $\alpha_0$  and  $\Delta_0$ , are varied by  $\pm 1\sigma$ , and the fit procedure is repeated. The largest variations are added in quadrature and assigned as systematic uncertainties.

*Fit method.* To estimate the potential bias effect due to fit method, we use the results of pull distribution check. For those parameters which are corrected, the errors on the corrections are propagated to obtain systematic uncertainties, and for those parameters which are not corrected, the deviations from 0 (1) in mean (width) are propagated. The total systematic uncertainties are the quadrature sum of mean and width effects.

*Data-MC differences.* To estimate the systematic uncertainties due to the difference between the MC-determined efficiency and the true one, the effects from tracking and PID of the  $\pi^\pm$  candidates, and the reconstruction of the  $\Lambda$  and  $\eta, \pi^0$  candidates are considered. The reconstruction efficiency differences between data and MC simulations have been studied, for example by using  $J/\psi \rightarrow p\bar{p}\pi^+\pi^-$  control samples for  $\pi^\pm$  tracking and PID,  $\psi(3686) \rightarrow J/\psi\pi^0\pi^0$  and  $e^+e^- \rightarrow \omega\pi^0$  control samples for  $\eta, \pi^0$  reconstruction, and  $J/\psi \rightarrow \bar{p}K^+\Lambda$  for  $\Lambda$  reconstruction. The correction factors  $w = \varepsilon_{\text{Data}}/\varepsilon_{\text{MC}}$  are assigned as the weighting factors for the PHSP signal MC sample, and the fit procedure is repeated. The resulting variations on the final results are considered as systematic uncertainties.

*Background modeling.* To estimate systematic uncertainties due to background description, we change from the sweight method to a sideband method, in which the events in the  $M_{\text{BC}}$  sideband region, [2.20, 2.27] GeV/ $c^2$ , are used to model the background shape in the  $M_{\text{BC}}$  signal regions shown in Table III. The fit procedure is repeated, and the changes in the fit results are taken into account as systematic uncertainties.

### Fit results for the BF measurement

The average detection efficiency is defined as

$$\varepsilon = \frac{\sum_i N_{\Lambda_c^+ \bar{\Lambda}_c^-}^i \varepsilon^i}{\sum_i N_{\Lambda_c^+ \bar{\Lambda}_c^-}^i}, \quad (4)$$

where  $N_{\Lambda_c^+ \bar{\Lambda}_c^-}^i$  and  $\varepsilon^i$  are shown in Table V. The average detection efficiencies are  $(13.73 \pm 0.02)\%$  and  $(4.83 \pm 0.01)\%$  for the  $\eta \rightarrow \gamma\gamma$  and  $\eta \rightarrow \pi^+\pi^-\pi^0$  channels, respectively. The result of the fit to the  $M_{\text{BC}}$  distribution combined from the  $\eta \rightarrow \gamma\gamma$  and  $\eta \rightarrow \pi^+\pi^-\pi^0$  channels at every energy point is shown in Fig. 8.

TABLE V. The results of the simultaneous fit to different energy points, along with the numbers of  $\Lambda_c^+ \bar{\Lambda}_c^-$  pairs ( $N_{\Lambda_c^+ \bar{\Lambda}_c^-}$ ), detection efficiencies ( $\varepsilon$ ), the ratios of matched events to mismatched signal yields ( $r$ ) and the signal yields ( $N_{\text{sig}}$ ) in the  $\eta \rightarrow \gamma\gamma$  and  $\eta \rightarrow \pi^+\pi^-\pi^0$  channels. The uncertainties are statistical only.

Sample	$N_{\Lambda_c^+ \bar{\Lambda}_c^-}$	$\eta \rightarrow \gamma\gamma$			$\eta \rightarrow \pi^+\pi^-\pi^0$		
		$\varepsilon$ (%)	$r$ (%)	$N_{\text{sig}}$	$\varepsilon$ (%)	$r$ (%)	$N_{\text{sig}}$
4600	$99245 \pm 3667$	$15.69 \pm 0.05$	$5.41 \pm 0.08$	$152.1 \pm 5.2$	$5.76 \pm 0.03$	$20.50 \pm 0.29$	$32.3 \pm 1.1$
4612	$17434 \pm 833$	$14.65 \pm 0.08$	$5.69 \pm 0.14$	$24.9 \pm 0.9$	$5.02 \pm 0.05$	$17.87 \pm 0.45$	$4.9 \pm 0.2$
4628	$89286 \pm 3348$	$14.44 \pm 0.05$	$5.70 \pm 0.09$	$125.9 \pm 4.3$	$4.71 \pm 0.03$	$17.48 \pm 0.30$	$23.8 \pm 0.8$
4641	$95435 \pm 3521$	$14.11 \pm 0.05$	$5.96 \pm 0.09$	$131.6 \pm 4.5$	$4.79 \pm 0.03$	$18.15 \pm 0.30$	$25.8 \pm 0.9$
4661	$91644 \pm 3379$	$13.83 \pm 0.05$	$6.09 \pm 0.10$	$123.8 \pm 4.2$	$4.59 \pm 0.03$	$16.36 \pm 0.29$	$23.7 \pm 0.8$
4682	$278621 \pm 9738$	$13.43 \pm 0.04$	$6.06 \pm 0.07$	$365.4 \pm 12.5$	$4.86 \pm 0.02$	$20.28 \pm 0.22$	$76.5 \pm 2.6$
4700	$84348 \pm 3266$	$13.21 \pm 0.05$	$6.27 \pm 0.10$	$108.8 \pm 3.7$	$4.39 \pm 0.03$	$16.30 \pm 0.29$	$20.9 \pm 0.7$
4740	$19845 \pm 1052$	$13.20 \pm 0.08$	$6.98 \pm 0.17$	$25.6 \pm 0.9$	$4.36 \pm 0.05$	$15.66 \pm 0.46$	$4.9 \pm 0.2$
4750	$45086 \pm 1846$	$12.58 \pm 0.08$	$6.59 \pm 0.17$	$55.4 \pm 1.9$	$4.62 \pm 0.05$	$16.80 \pm 0.46$	$11.8 \pm 0.4$
4781	$61428 \pm 2426$	$12.90 \pm 0.05$	$6.37 \pm 0.10$	$77.4 \pm 2.6$	$4.76 \pm 0.03$	$18.19 \pm 0.30$	$16.5 \pm 0.6$
4843	$45426 \pm 1866$	$12.12 \pm 0.05$	$6.82 \pm 0.11$	$53.8 \pm 1.8$	$4.56 \pm 0.03$	$16.92 \pm 0.29$	$11.7 \pm 0.4$

### Systematic uncertainties in the BF measurement

The sources of systematic uncertainties are summarized in Table VI; their sum in quadrature is taken as the total systematic uncertainty.

- *Tracking, PID,  $\Lambda$  and  $\eta$  reconstruction.* We use  $J/\psi \rightarrow p\bar{p}\pi^+\pi^-$  control samples to determine the pion tracking efficiency,  $J/\psi \rightarrow \bar{p}K^+\Lambda, pK^-\bar{\Lambda}$  to determine the  $\Lambda$  reconstruction efficiency, and  $\psi(3686) \rightarrow J/\psi\pi^0\pi^0$  and  $e^+e^- \rightarrow \omega\pi^0$  control samples to determine the  $\eta$  reconstruction efficiency. The detection efficiency is re-weighted, and an alternative simultaneous fit is performed. The difference between the nominal and alternative fit results is taken as the uncertainty.

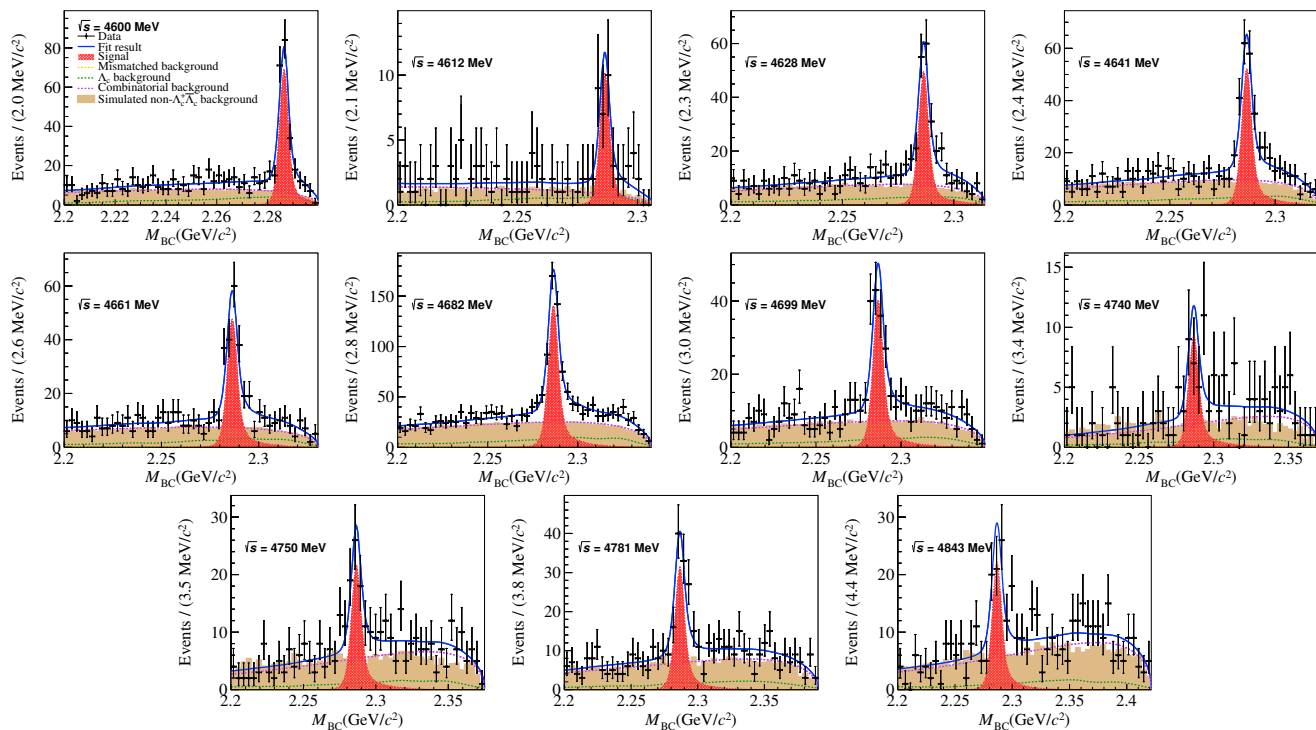


FIG. 8. The simultaneous fit to the  $M_{BC}$  distributions combined from the  $\eta \rightarrow \gamma\gamma$  and  $\eta \rightarrow \pi^+\pi^-\pi^0$  channels at different energy points. The points with error bars are data, the brown solid histograms are MC-simulated background derived from the inclusive MC sample excluding  $\Lambda_c^+\bar{\Lambda}_c^-$ , the red grid histograms are signal, the orange dashed lines are mismatched background, the green dashed lines are  $\Lambda_c$  decay background, the violet dashed lines are combinatorial background shapes, and the blue lines are total fit curves.

TABLE VI. Systematic uncertainties in the BF measurement.

Sources	$\mathcal{B}(\Lambda_c^+ \rightarrow \Lambda\pi^+\eta)(\%)$
Tracking	0.9
PID	0.3
$\Lambda$ reconstruction	2.6
$\eta$ reconstruction	1.0
BDTG cut	1.1
Signal model	2.7
Fit model	0.9
$\mathcal{B}_{\text{inter}}$	0.9
$N_{\Lambda_c^+\bar{\Lambda}_c^-}$	3.9
MC statistics	0.4
Total	5.7

- *BDTG cut.* The systematic uncertainty due to the BDTG cut is studied with a  $\Lambda_c^+ \rightarrow \Lambda\pi^+\pi^0$  control sample. The difference between the BF before applying the BDTG cut and that after the cut, 1.1%, is assigned as the systematic uncertainty.
- *Signal model.* The systematic uncertainty due to signal model is assigned to be 2.7%, by varying the amplitude analysis model parameters according to the error matrix and re-weighting the detection efficiency.
- *Fit model.* To estimate the systematic uncertainty due to the fit model, we re-weight the signal shape according to the error matrix and also vary the fixed background numbers by  $\pm 1\sigma$ . The quadrature sum of the difference between nominal and alternative fit results, 0.9%, is taken as the uncertainty.
- $\mathcal{B}_{\text{inter}}$ . The systematic uncertainty due to *the*  $\mathcal{B}_{\text{inter}}$  factor is estimated by varying it by  $\pm 1\sigma$  [3]. The deviation from the nominal fit result, 0.9%, is assigned as the systematic uncertainty.

- $N_{\Lambda_c^+ \bar{\Lambda}_c^-}$ . The systematic uncertainty due to  $N_{\Lambda_c^+ \bar{\Lambda}_c^-}$  is estimated by varying this yield by  $\pm 1\sigma$ . The change of the fit result, 3.9%, is taken as the systematic uncertainty.
- *MC statistics*. The uncertainty related to MC statistics is estimated by varying the detection efficiencies by  $\pm 1\sigma$ . The change of the nominal fit result, 0.4%, is taken as the systematic uncertainty.



- [1] G. Y. Wang, N. C. Wei, H. M. Yang, E. Wang, L. S. Geng and J. J. Xie, *Phys. Rev. D* **106**, 056001 (2022).  
[2] M. Ablikim *et al.* (BESIII Collaboration), *JHEP* **12**, 033 (2022).  
[3] R.L. Workman *et al.* (Particle Data Group), *Prog. Theor. Exp. Phys.* **2022**, 083C01 (2022) and 2023 update.