
Learning on Graphs with Large Language Models (LLMs): A Deep Dive into Model Robustness

Kai Guo^{1*}, Zewen Liu^{2*}, Zhikai Chen³, Hongzhi Wen³
Wei Jin², Jiliang Tang³, Yi Chang¹

¹Jilin University, ²Emory University, ³Michigan State University
guokai20@mails.jlu.edu.cn, {zewen.liu, wei.jin}@emory.edu,
{chenzh85, wenhongz, tangjili}@msu.edu, yichang@jlu.edu.cn

Abstract

Large Language Models (LLMs) have demonstrated remarkable performance across various natural language processing tasks. Recently, several LLMs-based pipelines have been developed to enhance learning on graphs with text attributes, showcasing promising performance. However, graphs are well-known to be susceptible to adversarial attacks and it remains unclear whether LLMs exhibit robustness in learning on graphs. To address this gap, our work aims to explore the potential of LLMs in the context of adversarial attacks on graphs. Specifically, we investigate the robustness against graph structural and textual perturbations in terms of two dimensions: LLMs-as-Enhancers and LLMs-as-Predictors. Through extensive experiments, we find that, compared to shallow models, both LLMs-as-Enhancers and LLMs-as-Predictors offer superior robustness against structural and textual attacks. Based on these findings, we carried out additional analyses to investigate the underlying causes. Furthermore, we have made our benchmark library openly available to facilitate quick and fair evaluations, and to encourage ongoing innovative research in this field.

1 Introduction

In recent years, significant progress has been made in the development of Large Language Models (LLMs) like Sentence-BERT [1], GPT [2], LLaMA [3], etc. These variants showcase exceptional performance across a range of natural language processing tasks, such as sentiment analysis [4, 5], machine translation [6, 7], and text classification [8, 9]. While LLMs are widely employed for handling plain text, there is an increasing trend of applications where text data is linked with structured information represented as text-attributed graphs (TAGs) [10, 11]. Recently, solely utilizing LLMs for graph data has proven effective in various downstream graph-related tasks, and integrating LLMs with Graph Neural Networks (GNNs) [12, 13] can further enhance graph learning capabilities [10].

Although graph machine learning methods with LLMs (Graph-LLMs) have reported promising performance [14, 15, 16, 17, 18, 19, 20, 21, 22, 23, 24], their robustness to adversarial attacks remains unknown. Robustness has always been a crucial aspect of model performance, especially in high-risk tasks like medical diagnosis [25], autonomous driving [26], epidemic modeling [27], where failures can have severe consequences. It is well-known that graph learning models such as GNNs are vulnerable to adversarial attacks, where adversaries manipulate the graph structure to produce inaccurate predictions [28, 29]. Moreover, text attributes in TAGs are also at risk of manipulation by attackers, which further raises concerns about the reliability of graph learning algorithms in safety-critical applications. In the era of LLMs embracing graphs, a critical question arises: *Are Graph-LLMs robust against graph adversarial attacks?*

*Equal Contribution

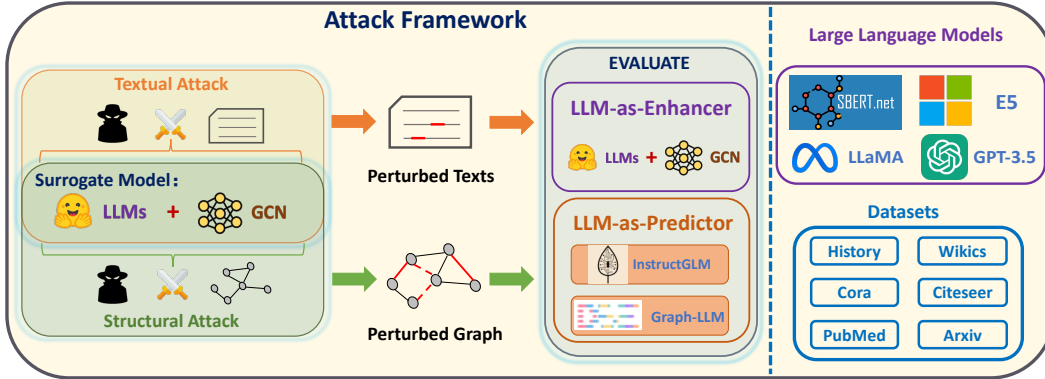


Figure 1: An overview of our benchmark. The evaluation is divided into two perspectives: LLMs-as-Enhancers and LLMs-as-Predictors, both of which consider structural and textual attacks.

To address this question, we identify several research gaps in existing evaluations that hinder our understanding of current methods. These include: (1) **Limited Structural Attacks for Graph-LLMs**: Existing structural attacks are tailored for GNNs and have not been tested on Graph-LLMs, leaving it uncertain whether Graph-LLMs are sensitive to subtle structural changes within graphs. Understanding this sensitivity is crucial for developing robust Graph-LLMs. (2) **Limited Textual Attacks for TAGs**: Current feature attacks [30, 31] particularly manipulate node attributes in the embedding of continuous space, rather than in textual space. This calls for creating an evaluation framework for assessing the robustness of Graph-LLMs to textual attacks. This area has been minimally explored, and it is essential to understand how text manipulations within graphs can impact model performance. (3) **Diverse Architectures of Graph-LLMs**: Various strategies exist for utilizing LLMs for graph data, with approaches such as LLMs-as-Enhancers [10, 11, 32] and LLMs-as-Predictors [10, 33, 34] being among the most popular. This diversity necessitates the development of specialized attack pipelines to address the unique characteristics of different Graph-LLM architectures.

In response to these challenges, we aim to conduct a fair and reproducible evaluation of both structural and textual attacks under the representative pipelines of Graph-LLMs for node classification. Our contributions can be summarized as follows:

- **New evaluation perspective.** Different from existing works focusing on the predictive power of Graph-LLMs, we stress test the robustness of Graph-LLMs against graph adversarial attacks. To the best of our knowledge, this problem has not been studied before. Our robustness assessment of each methodology includes both structural attack and textual attack aspects, while previous investigations on textual attacks on graphs are rather limited.
- **Reproducible and comprehensive comparison.** We conduct a comprehensive comparison of various Graph-LLM pipelines across multiple datasets. Specifically, we systematically evaluate two distinct groups of Graph-LLMs: LLMs-as-Enhancers and LLMs-as-Predictors. To guarantee reproducibility and fairness in our comparison, we fine-tune all models using the same set of hyperparameters. We employ two types of evaluation metrics: performance degradation percentage and attack success rate.
- **Insights into the robustness of Graph-LLMs:** This study reveals several interesting observations about the robustness of Graph-LLMs:
 - (a) LLMs-as-Enhancers exhibit greater robustness against adversarial structural attacks compared to shallow embeddings like Bag of Words (BOW) and TF-IDF, particularly at high attack rates. Additionally, the better the distinguishability of the encoded features, the better the robustness.
 - (b) LLMs-as-Predictors show better robustness in resisting structural attacks than MLP and the fine-tuned predictor holds even better robustness than vanilla GNN.
 - (c) LLMs-as-Enhancers demonstrate excellent robustness against textual attacks, with GCN being significantly more robust than MLP as the victim model.
 - (d) Text entropy, text length, and node centrality show certain negative correlations with the attack success rate of the textual attack for Graph-LLMs.
- **Open-source benchmark library:** To support and advance future research, we have developed an easy-to-use open-source benchmark library, now publicly available on GitHub: https://github.com/KaiGuo20/GraphLLM_Robustness. This library allows researchers to quickly evaluate their

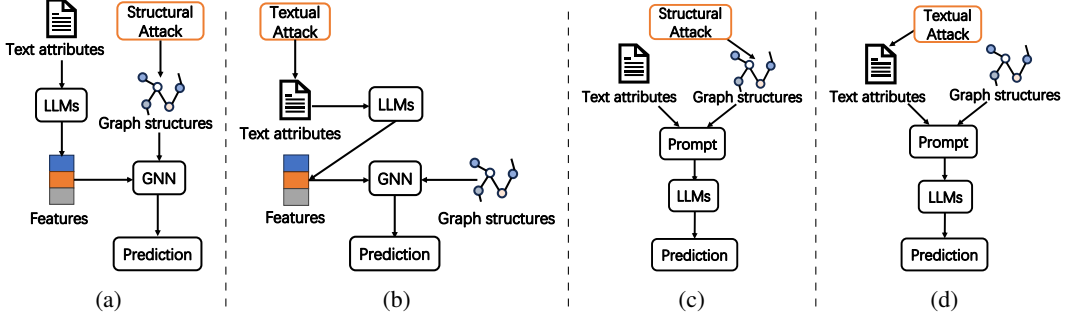


Figure 2: Evaluation pipelines: (a)(b) for LLMs-as-Enhancers in structural and textual attacks, respectively; (c)(d) for LLMs-as-Predictors in structural and textual attacks, respectively.

own methods or datasets with minimal effort. Additionally, we have outlined potential future directions based on our benchmark findings to inspire further investigations.

2 Formulations and Background

We begin by providing preliminaries on graph neural networks, and then formalize the graph adversarial attacks. Finally, we briefly introduce the developments in large language models on graphs. More details are shown in Appendix A.

Notations. We define a graph as $G = (V, E)$, where V denotes the node set and E represents the edge set. We employ $\mathbf{X} \in \mathbb{R}^{N \times d}$ to denote the node feature matrix, where N is the number of nodes and d is the dimension of the node features. Furthermore, we use the matrix $\mathbf{A} \in \mathbb{R}^{N \times N}$ to signify the adjacency matrix of G . Finally, the graph data can be denoted as $G = (\mathbf{A}, \mathbf{X})$.

Graph Neural Networks. GCN [12] is one of the most representative models of GNNs, utilizing aggregation and transformation operations to model graph data. Unlike GCN, which treats all neighbors equally, GAT [13] assigns different weights to different nodes within a neighborhood during aggregation.

Graph Adversarial Attacks. While graph adversarial attacks can perturb node features or graph structures, most existing attacks focus on modifying the graph structure due to its complexity and effectiveness. These modifications often involve adding, deleting, or rewiring edges [35, 36, 37, 38, 39, 40, 41, 42, 43], exemplified by the PGD [36] and PRBCD[37] attacks. Besides evaluating structural attacks, we also adopt a more direct approach by using textual attacks instead of feature attacks targeting continuous features for evaluation, which remains a relatively unexplored direction.

Textual Attack. Textual attacks can be performed on different levels like character level or sentence level according to the target to be perturbed. In this work, we focus on word-level attacks, applying substitutions to fool the classifier with minimal text perturbation. For example, **SemAttack** [44] generates adversarial text by employing various semantic perturbation functions.

Large Language Models (LLMs) on Graphs. Recent advances in Large Language Models (LLMs) like BERT [45], Sentence-BERT (SBert) [1] E5 [46], GPT [2], LLaMA [3] and their variants have significantly impacted graph-related tasks. Two main paradigms are LLMs-as-Enhancers, improving node features (e.g., TAPE [11], KEA [10], GLEM [32]), and LLMs-as-Predictors, leveraging LLMs for graph predictions (e.g., InstructGLM [33], GraphLLM [34], GraphGPT [47]).

3 Benchmark Design

To deepen our understanding of the potential of Graph-LLMs in the context of robustness on graph learning, we need to design diverse pipelines to systematically assess the robustness of LLM approaches against adversarial attacks on graphs. Our benchmark evaluation encompasses two pivotal dimensions: LLMs-as-Enhancers and LLMs-as-Predictors. In this section, we will introduce the benchmark design. Details about the benchmark datasets are provided in Appendix B.

3.1 Threat Model

We describe the characteristics of the graph adversarial attacks we developed, including both structural and textual attacks, from the following aspects. (1) *Adversary’s Goal*: The primary objective is focused on evasion attacks, where the adversary seeks to manipulate the input graph data at inference time to cause the model to make incorrect predictions. In this scenario, the adversaries do not have the authority to change the classifier or its parameters. (2) *Victim Models*: The targets of these attacks include LLMs-as-Predictors and LLMs-as-Enhancers, of which the details will be thoroughly elaborated in Sections 3.2 and 3.3. (3) *Adversary’s Knowledge*: The attacks are designed under white-box and grey-box frameworks, meaning that the adversary either possesses complete knowledge of the model architecture and parameters or not respectively. White-box attacks are employed during the LLM-as-Enhancers experiments to evaluate robustness in the worst-case scenarios. However, for LLM-as-Predictors, it becomes impractical to perform white-box attacks due to the significant time costs associated with these large, complex models, and thus we adopt a grey-box setting.

3.2 LLMs-as-Enhancers

For LLMs-as-Enhancers, our benchmark provides a fair and comprehensive comparison of existing representative methods from two perspectives: structural attack and textual attack.

Structural attack: We have discussed two commonly used methods for structural attacks, PGD [38] and PRBCD [37], in Section 1. Currently, existing frameworks rely on shallow features such as Bag of Words (BOW) and TF-IDF. In the era of LLMs, it’s imperative to examine the impact of LLM features on structural attacks. Therefore, we designed a pipeline for structural attacks using LLMs-as-Enhancers. Specifically, we first generate diverse feature types derived from various LLMs, including SBert, E5, LLaMA, and Angle-LLaMA [48], as well as LLaMA fine-tuned (LLaMA-FT) with LoRa [49], etc. We then utilize these features to evaluate the performance of structural attacks. The pipeline is visualized in Figure 2(a).

Textual attack: We conduct an evaluation on text attacks to verify whether LLMs-as-Enhancers can withstand textual attacks compared to traditional text preprocessing techniques. Specifically, in the white-box setting, we first conduct text attacks by using **SemAttack** [44] on the texts of text-attributed graphs. Then, we encode the texts using different methods such as traditional techniques and LLMs. Finally, we assess their performance on GCN and MLP. Incidentally, to enhance efficiency on LLMs, we modified SemAttack for batch-wise operation instead of word-level processing. The pipeline is illustrated in Figure 2(b).

3.3 LLMs-as-Predictors

For LLMs-as-Predictors, we also perform structural and textual attacks on pre-trained and fine-tuned LLMs, respectively. Different from the attacks on LLMs-as-Enhancers, white-box attacks on the predictors can bring enormous computational costs due to the complexity of the models. Therefore, this study adopts the grey-box setting, choosing LLMs-as-Enhancers as the victim model and transferring the attacked texts or graphs to the LLMs-as-Predictors. For pre-trained models, we utilize the same pipeline in [10], which describes the graph structure in text and inputs it along with text features directly into GPT-3.5 for prediction. For fine-tuned models, we perform attacks on InstructGLM [33], which uses LLaMA [3] as the backbone and is fine-tuned on different benchmark datasets.

Structural attack: Although the LLMs-as-Predictors in this study flatten graph structure into texts and only incorporate a small number of neighbors when predicting a node, it is possible that introducing irrelevant or false neighbors can influence the prediction results. During the structure attack, we use PRBCD as the attack algorithm and choose SBert and GCN as the surrogate model. The perturbed graph then serves as the input of GPT-3.5 or InstructGLM. The pipeline is depicted in Figure 2(c).

Textual attack: The LLMs-as-Predictors directly utilize texts as inputs. Thus, perturbing the input texts is also likely to have impacts to the prediction results. In this study, we first perform SemAttack on the selected nodes with SBert and GCN as the surrogate model. After that, the perturbed texts are used to evaluate GPT-3.5 and InstructGLM. The pipeline is shown in Figure 2(d).

Table 1: Performance of LLMs-as-Enhancers against **0%, 5% and 25% structural attacks**. **GAP** represents the percentage (%) decrease in performance after an attack compared to the clean performance. N/A indicates that TAPE does not provide the explanation features. We use **pink** to denote the best performance, **green** for the second-best, and **yellow** for the third-best.

Dataset	Pth.	BOW		TF-IDF		SBert		E5		LLaMA		Angle-LLaMA		Explanation		Ensemble		LLaMA-FT	
		ACC	GAP	ACC	GAP	ACC	GAP	ACC	GAP	ACC	GAP	ACC	GAP	ACC	GAP	ACC	GAP	ACC	GAP
Pubmed	0%	74.69	0%	76.86	0%	78.71	0%	81.83	0%	77.65	0%	75.15	0%	88.84	0%	83.59	0%	77.4	0%
	5%	72.40	15.90%	74.68	2.8%	74.68	5.1%	79.39	3.0%	76.68	1.3%	74.65	0.67%	87.32	1.5%	82.55	1.2%	76.55	1.1%
	25%	62.83	24.30%	66.18	13.9%	69.24	12.0%	71.06	13.1%	74.62	3.9%	72.72	3.2%	82.11	7.6%	77.85	6.9%	75.63	2.3%
Arxiv	0%	50.99	0%	48.39	0%	52.51	0%	57.04	0%	58.04	0%	58.53	0%	54.37	0%	59.9	0%	52.46	0%
	5%	42.35	16.9%	43.32	10.5%	47.59	9.4%	48.15	15.6%	51.76	10.8%	51.46	12.1%	47.19	13.2%	54.33	9.3%	47.59	9.3%
	25%	18.95	62.9%	24.36	49.7%	29.24	44.3%	25.24	55.8%	31.67	45.4%	31.73	45.8%	21.61	60.3%	32.82	45.2%	29.19	44.4%
Cora	0%	78.49	0%	81.46	0%	81.99	0%	83.17	0%	78.13	0%	80.28	0%	82.79	0%	82.57	0%	78.54	0%
	5%	73.71	3.1%	77.23	5.2%	79.18	3.4%	80.43	3.3%	70.91	9.2%	80.23	0.06%	80.47	2.8%	80.67	2.3%	78.51	0%
	25%	60.72	22.6%	67.53	17.1%	72.14	12.0%	69.84	16.0%	69.99	10.4%	76.75	4.4%	71.32	13.9%	74.89	9.3%	70.72	10.0%
WikiCS	0%	74.92	0%	75.96	0%	75.89	0%	76.71	0%	79.72	0%	73.33	0%	N/A	N/A	N/A	N/A	79.69	0%
	5%	61.46	18.0%	62.03	18.3%	64.44	15.1%	63.01	17.9%	70.91	11.1%	67.0	8.6%	N/A	N/A	N/A	N/A	70.11	12.0%
	25%	45.34	39.5%	45.74	39.8%	50.19	33.9%	46.38	39.6%	59.23	25.7%	56.75	22.6%	N/A	N/A	N/A	N/A	60.13	24.6%
History	0%	51.25	0%	58.38	0%	65.59	0%	66.96	0%	66.73	0%	66.52	0%	N/A	N/A	N/A	N/A	64.53	0%
	5%	49.04	4.3%	57.57	1.4%	65.6	0%	64.69	3.4%	61.64	7.6%	63.47	4.6%	N/A	N/A	N/A	N/A	62.99	2.4%
	25%	38.93	24.0%	22.66	61.2%	56.34	14.1%	55.37	17.3%	54.54	18.3%	52.75	20.7%	N/A	N/A	N/A	N/A	53.34	17.4%
Citeseer	0%	70.74	0%	73.02	0%	74.94	0%	75.14	0%	67.48	0%	71.71	0%	N/A	N/A	N/A	N/A	69.7	0%
	5%	68.84	2.7%	71.40	2.2%	72.60	3.1%	72.29	3.8%	70.82	5.0%	68.46	4.5%	N/A	N/A	N/A	N/A	68.62	1.6%
	25%	61.76	12.7%	64.36	11.9%	64.51	13.9%	64.38	14.3%	64.69	4.1%	68.61	4.3%	N/A	N/A	N/A	N/A	66.17	5.1%

4 Experiments

In this section, we assess the robustness of LLMs against graph adversarial attacks in their two roles: LLMs-as-Enhancers and LLMs-as-Predictors. Specifically, we aim to answer the following questions: **Q1:** How effective are the LLMs-as-Enhancers on structural attack? **Q2:** What is the effectiveness of LLMs-as-Enhancers on textual attacks? **Q3:** How effective are the LLMs-as-Predictors on structural attack? **Q4:** How do LLMs-as-Predictors perform on textual attacks?

4.1 Structural Attack for LLMs-as-Enhancers

Experiment Design. To tackle the research question **Q1**, we enhance text attributes using LLMs and generate new features. These enriched features are then used to train a GCN as the victim model. Specifically, we use PGD to conduct white-box evasion attacks on the structures of small graphs such as Cora, Citeseer, Pubmed, and Wikics, while we employ PRBCD to conduct white-box evasion attacks on the structures of large graphs Arxiv and History. We vary the perturbation rates at 0% (clean graphs), 5%, and 25%, which represent the ratio of perturbed edges to original edges. Subsequently, we feed the perturbed graphs into different LLMs-as-Enhancers architectures and compare the LLM features with shallow features. To quantify model robustness, we report the test accuracy (ACC) and the percentage accuracy degradation after attacks compared to the original accuracy (GAP).

Results. The results are reported in Table 1. Further details, including standard deviations, can be found in Appendix D. From these results, we have the following observations.

Performance comparison on clean graphs. The features generated by pre-trained language models exhibit better performance on most clean datasets. For instance, SBert and e5-large (E5) show improvements of 2.4% and 6.5% respectively on clean Pubmed datasets compared to TF-IDF.

Robustness against structural attacks. For 25% evasion attacks, almost all language models exhibit greater robustness compared to traditional BOW and TF-IDF approaches. For example, in the case of a 25% evasion attack on Pubmed, while TF-IDF experiences a decrease of 13.9%, LLaMA only drops by 3.9%. Moreover, we observe that fine-tuning enhances the robustness of LLMs, as demonstrated by the fact that fine-tuned LLaMA exhibits greater robustness compared to its unfine-tuned counterpart. Further, by comparing the results on 5% and 25% attacks, we find that LLMs-as-Enhancers are more helpful at higher perturbation rates. For example, with a 5% perturbation budget on Cora, only 4 language models show a lower GAP compared to the shallow BOW features, while this number increases to 7 at the perturbation rate of 25%. However, by examining the accuracy on clean graphs, we note that the performance of LLM features still declines considerably on certain datasets, such as Arxiv, under high perturbation rates, indicating that graph LLMs remain vulnerable to attacks.

Table 2: Performance of LLMs-as-Enhancers against the textual attack. Bold numbers represent the lowest Attack Success Rate (ASR), indicating superior robustness.

Features	Cora		Pubmed		Arxiv		Wikics		History		Citeseer	
	MLP	GCN	MLP	GCN	MLP	GCN	MLP	GCN	MLP	GCN	MLP	GCN
BOW	62.11	9.27	41.00	8.58	72.69	15.19	67.85	3.82	74.53	18.40	68.80	18.98
SBert	73.18	14.76	45.36	9.32	82.69	11.17	62.12	9.08	76.73	13.41	66.33	16.93
E5	65.29	10.53	35.62	8.76	81.92	15.22	65.99	6.64	61.51	6.54	57.10	14.69
LLaMA	56.49	12.58	19.66	4.95	67.87	6.05	22.17	4.17	65.07	15.92	46.81	13.77
LLaMA-FT	40.10	4.37	16.69	3.27	67.71	6.08	30.00	2.98	56.98	6.91	38.46	6.58

Robustness of explanation features. The explanation features generated by TAPE not only exhibit higher accuracy on clear graphs but also demonstrate good robustness against evasion attacks. When ensemble with LLaMA features, these explanation features show higher accuracy and robustness compared to using LLaMA alone.

Key Takeaways 1: Most LLMs demonstrate greater robustness against structural attacks compared to shallow models.

Key Takeaways 2: The higher the attack rate, the more robust the features of LLMs compared to shallow features.

4.2 Textual Attack for LLMs-as-Enhancers

Experiment Design. To answer Q2, we conduct white-box evasion attacks on LLMs-as-Enhancers, targeting textual attributes. We first utilize diverse LLMs-as-Enhancers to transform the text into node embeddings and train a GCN and an MLP. Then we perform the evasion attack at the model inference stage by perturbing text using SemAttack. Then, LLMs are used to transform the perturbed text into node embeddings, which will then be fed into the trained GCN or MLP for inference. For all models and datasets, we randomly sample 200 nodes as target nodes and utilize the Attack Success Rate (ASR) [44] as the evaluation metric.

Results. The results are reported in Table 2. Additional details, including standard deviations of performance, are provided in Appendix E. From these results, we can draw the following observations.

LLaMA performs well against textual attack when MLP is used as the victim model. When using MLP as the victim model, E5 and LLaMA demonstrate greater resilience against SemAttack, with a noticeable downward trend in ASR for SBert, E5, and LLaMA models. For example, on the WikiCS dataset, SBert has an ASR of 62.45%, while the performance of LLaMA dropped to 22.17%. Another interesting observation is that BOW shows better robustness than SBert on Cora, Pubmed, and Arxiv. Given that BOW has a limited input of words, the robustness of BOW is likely to come from filtering the perturbed words, whose frequencies are often low.

For textual attack, GCN as the victim model is more robust compared to MLP as the victim model. In terms of GCN as the victim model, fine-tuned LLaMA achieves the lowest ASR among all datasets, ranging from 2.98% to 6.91%. Also, compared to MLP, the ASR for GCN decreases significantly and remains below 20% across all datasets.

Key Takeaways 3: Among all models and settings, the fine-tuned model, LLaMA-FT, generally exhibits the best robustness against the textual attack on most datasets.

Key Takeaways 4: In the LLMs-as-Enhancers framework, GCN greatly improves the robustness against textual attacks compared to MLP as the victim model.

4.3 Structural Attack for LLMs-as-Predictors

Experiment Design. To answer Q3, we explore the robustness of LLM-as-Predictors against graph structural attacks, using GPT-3.5 and InstructGLM as the selected predictors. Given the difficulty in directly attacking these predictors due to their large number of parameters or lack of model access, we adopt a grey-box setting. In this setting, LLMs-as-Enhancers are used as surrogate models during adversarial attacks, and the resulting attacked graph structures are then fed into the LLMs-as-Predictors. When employing GPT-3.5 in the graph domain, we follow the approach in [10]

Table 3: The robustness of the predictor InstructGLM against **5% structural attack**. **GAP** refers to the percentage (%) performance decrease after an attack compared to the clean ACC. The bold font is used to highlight the smallest gap.

Dataset	Cora			Pubmed			Arxiv		
model \ Perturbation Rate	Clean	Attack	GAP	Clean	Attack	GAP	Clean	Attack	GAP
GCN	87.45	81.73	6.54%	87.07	84.25	3.24%	57.5	52.94	7.93%
InstructGLM (structure-aware)	82.47	80.73	2.11%	91.63	91.10	0.58%	72.87	71.84	1.41%

and evaluate 200 nodes in the test set. For InstructGLM, we directly attack the pre-processed datasets provided by the author.

Results. The results of InstructGLM are reported in Table 3. More results about GPT-3.5 are presented in Figure 5 in Appendix F. Based on these results, we can make the following observations.

GPT-3.5 shows the strongest robustness against structural attack in the zero-shot setting.

We evaluate the model under various few-shot and zero-shot settings with the input of summarized two-hop neighbors, as illustrated in [10]. The results demonstrate that GPT-3.5 maintains the highest robustness in the zero-shot setting, with minimal performance degradation even under significant perturbations. We conjecture that the neighbor sampling and summarizing processes likely mitigate noise introduced by structural alterations. Although GAT also uses the migrated attacked graph structure from GCN, its accuracy drops much faster than that of GPT-3.5.

Similarly, InstructGLM also shows stronger robustness against structural attack compared to GCN. While GCN experiences a noticeable accuracy decrease after 5% structural perturbation, InstructGLM maintains performance close to that on the clean graph. Like GPT-3.5, InstructGLM also employs neighbor sampling and its robustness may benefit from this procedure.

Key Takeaways 5: LLMs-as-Predictors show strong robustness against the structural attack, especially in the zero-shot setting.

4.4 Textual Attack for LLMs-as-Predictors

Experiment Design. To answer **Q4**, we explore the performance of GPT-3.5 and InstructGLM with perturbed texts as inputs. The perturbed texts are generated by SemAttack and used as adversarial inputs for GPT-3.5 and InstructGLM to evaluate the robustness of LLMs-as-Predictors against textual attacks. Following the experiment design in **Q3**, the experiment is conducted in a grey-box setting. this experiment is conducted in a grey-box setting. We use GCN with SBert embeddings as the surrogate model, randomly sampling 200 target nodes for attack and evaluation.

Results. The results of InstructGLM are presented in Table 4. More results about GPT-3.5 are presented in Table 11 in Appendix G. These results lead us to the following observations.

GPT-3.5 shows stronger robustness compared to MLP but failed to exceed GCN. As shown in Table 11, our experiment reveals that GPT-3.5 has strong robustness compared to MLP but fails to exceed GCN and GAT in all few shot settings. On the other hand, GAT exhibits the strongest robustness, followed by GCN. However, on Cora and Pubmed, the Attack Success rate of GPT-3.5 is close to GCN, ranging from 0.55% to 1.70%.

InstructGLM shows the strongest robustness compared to both MLP and GCN. Different from the above observations of GPT-3.5, the fine-tuned InstructGLM shows stronger robustness on the three datasets compared to GCN. While there is an ASR of 30.37% for GCN on Cora, InstructGLM can resist the textual perturbation and achieves an ASR of 1.21% with structural information incorporated. The 0% ASR result of MLP on the Arxiv dataset is due to the low ACC, as we can not find a sample that is both predicted correctly before the attack and predicted wrong after the attack. Also, this low accuracy is likely to be caused by the dataset used by InstructGLM, which only utilizes titles of a few words as the node attributes.

Key Takeaways 6: LLMs-as-Predictors exhibit stronger robustness against textual attacks compared to MLP. However, GPT-3.5, which is not fine-tuned, shows poorer robustness compared to GCN.

Table 4: The robustness of the predictor InstructGLM against textual attacks. The bold font is used to highlight the lowest Attack Success Rate (ASR).

Dataset Model	Cora		Pubmed		Arxiv	
	Clean ACC	ASR	Clean ACC	ASR	Clean ACC	ASR
MLP	67.53	30.37	86.92	10.11	5.86	0
GCN	88.01	10.22	86.82	3.55	58.85	6.61
InstructGLM (structure-aware)	82.50	1.21	91.50	1.09	74.87	3.42




Figure 3: t-SNE visualization of different initial features of Cora. Different colors refer to different classes.

4.5 Analysis for Structural Attack

Since Sections 4.1 and 4.3 have shown the robustness of Graph-LLMs against the structure attack, we conduct analysis from the following perspectives to explore the reasons behind such robustness.

t-SNE visualization. First, we examine t-SNE visualizations of various initial features and find that initial features generated by language models are more distinguishable in categories compared to traditional features as shown in Fig. 3.

DBI. To further evaluate the separability of input features, we use the Davies-Bouldin Index (DBI) [50], as shown in Table 5. The DBI score represents the average similarity measure between each cluster and its most similar cluster, with lower scores indicating better clustering quality. A score of zero is ideal, signifying optimal clustering. We find that initial LLM features have lower initial DBI scores. We further examine the DBI of embeddings both before and after the attack, and the differences therein. Notably, embeddings from larger models exhibit a smaller decrease in DBI scores post-attack, as indicated by the DBI Diff in the Table 5.

Homophily. Additionally, we analyze the homophily of the Cora dataset before and after attacks, as shown in Table 5. It discovers that the pre-attack Cora dataset has a homophily of 0.81, and after the attack, Cora with shallow features exhibits lower homophily.

Based on the above results, we find that robustness is strongly positively correlated with the quality of features, indicating that higher distinguishability of features leads to stronger robustness and higher homophily after attacks. This could be attributed to the richer information present in features generated by pre-trained language models, resulting in higher distinguishability in clustering. The higher the quality of the features, the less the model depends on the structure. Therefore, high-quality features of LLMs can be more robust against structural attacks.

4.6 Analysis for Textual Attack

From the experiments of the LLMs-as-Enhancers against textual attack in Section 4.2, we observe that LLaMA performs much better than other smaller models and the fine-tuned LLaMA exhibits the best robustness. In addition, GCN demonstrates much stronger robustness compared to MLP. To explore the reasons behind this, we perform analysis from feature and structure perspectives.

Feature Perspective. From the feature perspective, we assume that text attributes can have an impact on the attack success rate. Specifically, we first explore some basic indicators like text entropy, text length, and the number of words among successfully attacked nodes and failed attacked nodes, as shown in Table 6. Based on the observation with LLaMA and GCN as the victim model, it is obvious that the successfully attacked nodes tend to have smaller entropy (less richness of texts), shorter texts, and smaller amounts of words. By comparing the DBI of the fine-tuned and not fine-tuned model, we also observe that the fine-tuned model always has a smaller DBI compared to the fine-tuned model.

Table 5: DBI and homophily of Cora. “Init DBI” indicates the DBI of initial features, “Embed DBI” represents the DBI of trained embedding, “Post-Attack DBI” refers to the DBI of embedding after an attack, “DBI Diff” donates the difference between Embed DBI and Post-Attack DBI. The homophily value of the graph before being attacked is 0.81.

	GCN	MLP	Init DBI↓	Embed DBI↓	Post-Attack DBI↓	DBI Diff↓	GAP↓	Homophily (0.81)
BOW	78.49	55.90	9.34	1.60	2.75	1.15	22.68%	0.66
TF-IDF	81.46	65.85	8.85	1.24	1.89	0.65	17.10%	0.66
SBert	81.99	70.80	4.47	1.28	1.56	0.28	12.00%	0.70
E5	83.17	69.16	5.92	1.27	1.66	0.39	16.00%	0.67
LLaMA	78.13	67.48	4.88	1.83	1.90	0.07	10.41%	0.68

Table 6: Comparisons between successfully attacked nodes and failed attacked nodes from the feature perspective (**success / failed**), with LLaMA and GCN as the victim model.

Dataset	Pubmed		Citeseer		History	
	Fine-tuned	w/o Fine-tuned	Fine-tuned	w/o Fine-tuned	Fine-tuned	w/o Fine-tuned
Entropy	6.25/6.40	6.24/6.41	5.90/6.09	5.86/6.09	5.45/6.21	5.28/6.25
Text Length	206.10/237.22	197.94/237.64	125.17/148.94	124.07/149.38	114.71/250.45	95.51/237.71
Words	108.48/122.04	108.69/122.89	78.60/90.80	77.57/90.99	73.45/139.59	63.79/138.39
DBI	4.77	4.87	5.01	5.24	4.65	5.02

Structure Perspective. From the structure perspective, we investigate the relations between the degree centrality of nodes and the attack success rate. As shown in Fig. 4, we use SBert and GCN as the victim model and visualize the distribution of degrees from successfully attacked nodes and failed attacked nodes respectively. The results clearly show that successfully attacked nodes often have smaller degrees, indicating that **nodes with less structural information in the graph are more vulnerable to textual attacks**. Additionally, similar patterns are observed for eigenvector centrality and PageRank values, which we detail in Appendix H due to page limit.

5 Conclusion and Future Directions

This work introduces a comprehensive benchmark for exploring the potential of LLMs in context of adversarial attacks on graphs. Specifically, we investigate the robustness against graph structural and textual attacks in two dimensions: LLMs-as-Enhancers and LLMs-as-Predictors. Through extensive experiments, we find that, compared to shallow models, both LLMs-as-Enhancers and LLMs-as-Predictors offer superior robustness against structural and textual attacks. Despite these promising results, several critical challenges and research directions remain worthy of future investigation.

Rethinking Textual Attack. Based on the observations above, we realize that textual attacks can significantly affect the prediction of individual samples. However, when GCN serves as the victim model, the incorporation of neighbor information helps mitigate these perturbations, significantly reducing the attack’s effectiveness. From an attack perspective, how the resistance capability of the GCN-based victim models can be weakened deserves attention, especially for attacking stronger Graph-LLMs.

Combining Textual and Structural Attack on Graphs. To enhance attack capabilities, a combined framework that perturbs both text attributes and graph structure is needed. However, challenges such as integrating textual and structural attacks to improve attack efficiency remain unsolved. In this study, we provide preliminary results in the Appendix I. Our experiment shows that adding additional textual perturbations on top of structural perturbations can further degrade model performance.

Rethinking Graph-LLMs. From the results in Table 1, we can conclude that the angle-optimized Angle-LLaMA, which is more suitable for text encoding, exhibits better robustness against adversarial attacks compared to LLaMA. This phenomenon may inspire us to design better Graph-LLMs for text attribute encoding. Finally, we can use LLMs to perform attacks on graphs by generating harmful structures and text attributes.

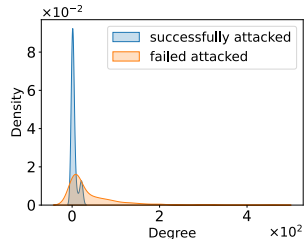


Figure 4: Centrality distributions of nodes being attacked successfully and unsuccessfully on WikiCS.

References

- [1] Nils Reimers and Iryna Gurevych. Sentence-bert: Sentence embeddings using siamese bert-networks. *arXiv preprint arXiv:1908.10084*, 2019.
- [2] Alec Radford, Karthik Narasimhan, Tim Salimans, Ilya Sutskever, et al. Improving language understanding by generative pre-training. 2018.
- [3] Hugo Touvron, Thibaut Lavril, Gautier Izacard, Xavier Martinet, Marie-Anne Lachaux, Timothée Lacroix, Baptiste Rozière, Naman Goyal, Eric Hambro, Faisal Azhar, et al. Llama: Open and efficient foundation language models. *arXiv preprint arXiv:2302.13971*, 2023.
- [4] Xiaofei Sun, Xiaoya Li, Shengyu Zhang, Shuhe Wang, Fei Wu, Jiwei Li, Tianwei Zhang, and Guoyin Wang. Sentiment analysis through llm negotiations. *arXiv preprint arXiv:2311.01876*, 2023.
- [5] Egil Rønningstad, Erik Velldal, and Lilja Øvrelid. A gpt among annotators: Llm-based entity-level sentiment annotation. In *Proceedings of The 18th Linguistic Annotation Workshop (LAW-XVIII)*, pages 133–139, 2024.
- [6] Zhaopeng Feng, Yan Zhang, Hao Li, Wenqiang Liu, Jun Lang, Yang Feng, Jian Wu, and Zuozhu Liu. Improving llm-based machine translation with systematic self-correction. *arXiv preprint arXiv:2402.16379*, 2024.
- [7] Biao Zhang, Barry Haddow, and Alexandra Birch. Prompting large language model for machine translation: A case study. In *International Conference on Machine Learning*, pages 41092–41110. PMLR, 2023.
- [8] Xiaofei Sun, Xiaoya Li, Jiwei Li, Fei Wu, Shangwei Guo, Tianwei Zhang, and Guoyin Wang. Text classification via large language models. *arXiv preprint arXiv:2305.08377*, 2023.
- [9] Ruohong Zhang, Yau-Shian Wang, and Yiming Yang. Generation-driven contrastive self-training for zero-shot text classification with instruction-following llm. In *Proceedings of the 18th Conference of the European Chapter of the Association for Computational Linguistics (Volume 1: Long Papers)*, pages 659–673, 2024.
- [10] Zhikai Chen, Haitao Mao, Hang Li, Wei Jin, Hongzhi Wen, Xiaochi Wei, Shuaiqiang Wang, Dawei Yin, Wenqi Fan, Hui Liu, et al. Exploring the potential of large language models (llms) in learning on graphs. *ACM SIGKDD Explorations Newsletter*, 25(2):42–61, 2024.
- [11] Xiaoxin He, Xavier Bresson, Thomas Laurent, Adam Perold, Yann LeCun, and Bryan Hooi. Harnessing explanations: Llm-to-lm interpreter for enhanced text-attributed graph representation learning. In *The Twelfth International Conference on Learning Representations*, 2023.
- [12] Thomas N Kipf and Max Welling. Semi-supervised classification with graph convolutional networks. *arXiv preprint arXiv:1609.02907*, 2016.
- [13] Petar Veličković, Guillem Cucurull, Arantxa Casanova, Adriana Romero, Pietro Lio, and Yoshua Bengio. Graph attention networks. *arXiv preprint arXiv:1710.10903*, 2017.
- [14] Yijian Qin, Xin Wang, Ziwei Zhang, and Wenwu Zhu. Disentangled representation learning with large language models for text-attributed graphs. *arXiv preprint arXiv:2310.18152*, 2023.
- [15] Zhikai Chen, Haitao Mao, Hongzhi Wen, Haoyu Han, Wei Jin, Haiyang Zhang, Hui Liu, and Jiliang Tang. Label-free node classification on graphs with large language models (llms). In *The Twelfth International Conference on Learning Representations*, 2023.
- [16] Wei Wei, Xubin Ren, Jiabin Tang, Qinyong Wang, Lixin Su, Suqi Cheng, Junfeng Wang, Dawei Yin, and Chao Huang. Llmrec: Large language models with graph augmentation for recommendation. In *Proceedings of the 17th ACM International Conference on Web Search and Data Mining*, pages 806–815, 2024.
- [17] Jiayan Guo, Lun Du, Hengyu Liu, Mengyu Zhou, Xinyi He, and Shi Han. Gpt4graph: Can large language models understand graph structured data? an empirical evaluation and benchmarking. *arXiv preprint arXiv:2305.15066*, 2023.
- [18] Haiteng Zhao, Shengchao Liu, Ma Chang, Hannan Xu, Jie Fu, Zhihong Deng, Lingpeng Kong, and Qi Liu. Gimlet: A unified graph-text model for instruction-based molecule zero-shot learning. *Advances in Neural Information Processing Systems*, 36, 2024.

- [19] Heng Wang, Shangbin Feng, Tianxing He, Zhaoxuan Tan, Xiaochuang Han, and Yulia Tsvetkov. Can language models solve graph problems in natural language? *Advances in Neural Information Processing Systems*, 36, 2024.
- [20] He Cao, Zijing Liu, Xingyu Lu, Yuan Yao, and Yu Li. Instructmol: Multi-modal integration for building a versatile and reliable molecular assistant in drug discovery. *arXiv preprint arXiv:2311.16208*, 2023.
- [21] Pengfei Liu, Yiming Ren, and Zhixiang Ren. Git-mol: A multi-modal large language model for molecular science with graph. *Image, and Text*, 2023.
- [22] Chen Qian, Huayi Tang, Zhirui Yang, Hong Liang, and Yong Liu. Can large language models empower molecular property prediction? *arXiv preprint arXiv:2307.07443*, 2023.
- [23] Eli Chien, Wei-Cheng Chang, Cho-Jui Hsieh, Hsiang-Fu Yu, Jiong Zhang, Olgica Milenkovic, and Inderjit S Dhillon. Node feature extraction by self-supervised multi-scale neighborhood prediction. 2022.
- [24] Keyu Duan, Qian Liu, Tat-Seng Chua, Shuicheng Yan, Wei Tsang Ooi, Qizhe Xie, and Junxian He. Simteg: A frustratingly simple approach improves textual graph learning. *arXiv preprint arXiv:2308.02565*, 2023.
- [25] David Ahmedt-Aristizabal, Mohammad Ali Armin, Simon Denman, Clinton Fookes, and Lars Petersson. Graph-based deep learning for medical diagnosis and analysis: past, present and future. *Sensors*, 21(14):4758, 2021.
- [26] Dannier Xiao, Mehrdad Dianati, William Gonçalves Geiger, and Roger Woodman. Review of graph-based hazardous event detection methods for autonomous driving systems. *IEEE Transactions on Intelligent Transportation Systems*, 24(5):4697–4715, 2023.
- [27] Zewen Liu, Guancheng Wan, B Aditya Prakash, Max SY Lau, and Wei Jin. A review of graph neural networks in epidemic modeling. *arXiv preprint arXiv:2403.19852*, 2024.
- [28] Daniel Zügner, Amir Akbarnejad, and Stephan Günnemann. Adversarial attacks on neural networks for graph data. In *Proceedings of the 24th ACM SIGKDD international conference on knowledge discovery & data mining*, pages 2847–2856, 2018.
- [29] Wei Jin, Yaxing Li, Han Xu, Yiqi Wang, Shuiwang Ji, Charu Aggarwal, and Jiliang Tang. Adversarial attacks and defenses on graphs. *ACM SIGKDD Explorations Newsletter*, 22(2):19–34, 2021.
- [30] Daniel Zügner, Oliver Borchert, Amir Akbarnejad, and Stephan Günnemann. Adversarial attacks on graph neural networks: Perturbations and their patterns. *ACM Transactions on Knowledge Discovery from Data (TKDD)*, 14(5):1–31, 2020.
- [31] Jiaqi Ma, Shuangrui Ding, and Qiaozhu Mei. Towards more practical adversarial attacks on graph neural networks. *Advances in neural information processing systems*, 33:4756–4766, 2020.
- [32] Jianan Zhao, Meng Qu, Chaozhuo Li, Hao Yan, Qian Liu, Rui Li, Xing Xie, and Jian Tang. Learning on large-scale text-attributed graphs via variational inference. *arXiv preprint arXiv:2210.14709*, 2022.
- [33] Ruosong Ye, Caiqi Zhang, Runhui Wang, Shuyuan Xu, and Yongfeng Zhang. Natural language is all a graph needs. *arXiv preprint arXiv:2308.07134*, 2023.
- [34] Ziwei Chai, Tianjie Zhang, Liang Wu, Kaiqiao Han, Xiaohai Hu, Xuanwen Huang, and Yang Yang. Graphllm: Boosting graph reasoning ability of large language model. *arXiv preprint arXiv:2310.05845*, 2023.
- [35] Wei Jin, Yao Ma, Xiaorui Liu, Xianfeng Tang, Suhang Wang, and Jiliang Tang. Graph structure learning for robust graph neural networks. In *Proceedings of the 26th ACM SIGKDD international conference on knowledge discovery & data mining*, pages 66–74, 2020.
- [36] Aleksander Madry, Aleksandar Makelov, Ludwig Schmidt, Dimitris Tsipras, and Adrian Vladu. Towards deep learning models resistant to adversarial attacks. *arXiv preprint arXiv:1706.06083*, 2017.
- [37] Simon Geisler, Tobias Schmidt, Hakan Şirin, Daniel Zügner, Aleksandar Bojchevski, and Stephan Günnemann. Robustness of graph neural networks at scale. *Advances in Neural Information Processing Systems*, 34:7637–7649, 2021.

- [38] Kaidi Xu, Hongge Chen, Sijia Liu, Pin-Yu Chen, Tsui-Wei Weng, Mingyi Hong, and Xue Lin. Topology attack and defense for graph neural networks: An optimization perspective. *arXiv preprint arXiv:1906.04214*, 2019.
- [39] Heng Chang, Yu Rong, Tingyang Xu, Wenbing Huang, Honglei Zhang, Peng Cui, Wenwu Zhu, and Junzhou Huang. A restricted black-box adversarial framework towards attacking graph embedding models. In *Proceedings of the AAAI Conference on Artificial Intelligence*, volume 34, pages 3389–3396, 2020.
- [40] Yao Ma, Suhang Wang, Tyler Derr, Lingfei Wu, and Jiliang Tang. Attacking graph convolutional networks via rewiring. *arXiv preprint arXiv:1906.03750*, 2019.
- [41] Negin Entezari, Saba A Al-Sayouri, Amirali Darvishzadeh, and Evangelos E Papalexakis. All you need is low (rank) defending against adversarial attacks on graphs. In *Proceedings of the 13th international conference on web search and data mining*, pages 169–177, 2020.
- [42] Jinyin Chen, Jian Zhang, Zhi Chen, Min Du, and Qi Xuan. Time-aware gradient attack on dynamic network link prediction. *IEEE Transactions on Knowledge and Data Engineering*, 35(2):2091–2102, 2021.
- [43] He Zhang, Bang Wu, Xiangwen Yang, Chuan Zhou, Shuo Wang, Xingliang Yuan, and Shirui Pan. Projective ranking: A transferable evasion attack method on graph neural networks. In *Proceedings of the 30th ACM International Conference on Information & Knowledge Management*, pages 3617–3621, 2021.
- [44] Boxin Wang, Chejian Xu, Xiangyu Liu, Yu Cheng, and Bo Li. Semattack: Natural textual attacks via different semantic spaces. *arXiv preprint arXiv:2205.01287*, 2022.
- [45] Jacob Devlin, Ming-Wei Chang, Kenton Lee, and Kristina Toutanova. Bert: Pre-training of deep bidirectional transformers for language understanding. *arXiv preprint arXiv:1810.04805*, 2018.
- [46] Liang Wang, Nan Yang, Xiaolong Huang, Binxing Jiao, Linjun Yang, Daxin Jiang, Rangan Majumder, and Furu Wei. Text embeddings by weakly-supervised contrastive pre-training. *arXiv preprint arXiv:2212.03533*, 2022.
- [47] Jiabin Tang, Yuhao Yang, Wei Wei, Lei Shi, Lixin Su, Suqi Cheng, Dawei Yin, and Chao Huang. Graphgpt: Graph instruction tuning for large language models. *arXiv preprint arXiv:2310.13023*, 2023.
- [48] Xianming Li and Jing Li. Angle-optimized text embeddings. *arXiv preprint arXiv:2309.12871*, 2023.
- [49] Edward J Hu, Phillip Wallis, Zeyuan Allen-Zhu, Yuanzhi Li, Shean Wang, Lu Wang, Weizhu Chen, et al. Lora: Low-rank adaptation of large language models. In *International Conference on Learning Representations*, 2021.
- [50] David L Davies and Donald W Bouldin. A cluster separation measure. *IEEE transactions on pattern analysis and machine intelligence*, (2):224–227, 1979.
- [51] Prithviraj Sen, Galileo Namata, Mustafa Bilgic, Lise Getoor, Brian Galligher, and Tina Eliassi-Rad. Collective classification in network data. *AI magazine*, 29(3):93–93, 2008.
- [52] Weihua Hu, Matthias Fey, Marinka Zitnik, Yuxiao Dong, Hongyu Ren, Bowen Liu, Michele Catasta, and Jure Leskovec. Open graph benchmark: Datasets for machine learning on graphs. *Advances in neural information processing systems*, 33:22118–22133, 2020.
- [53] Péter Mernyei and Cătălina Cangea. Wiki-cs: A wikipedia-based benchmark for graph neural networks. *arXiv preprint arXiv:2007.02901*, 2020.
- [54] Hao Yan, Chaozhuo Li, Ruosong Long, Chao Yan, Jianan Zhao, Wenwen Zhuang, Jun Yin, Peiyan Zhang, Weihao Han, Hao Sun, et al. A comprehensive study on text-attributed graphs: Benchmarking and rethinking. *Advances in Neural Information Processing Systems*, 36:17238–17264, 2023.
- [55] Adam Paszke, Sam Gross, Francisco Massa, Adam Lerer, James Bradbury, Gregory Chanan, Trevor Killeen, Zeming Lin, Natalia Gimelshein, Luca Antiga, et al. Pytorch: An imperative style, high-performance deep learning library. *Advances in neural information processing systems*, 32, 2019.

- [56] Matthias Fey and Jan Eric Lenssen. Fast graph representation learning with pytorch geometric. *arXiv preprint arXiv:1903.02428*, 2019.
- [57] Yaxin Li, Wei Jin, Han Xu, and Jiliang Tang. Deeprobust: A pytorch library for adversarial attacks and defenses. *arXiv preprint arXiv:2005.06149*, 2020.

Checklist

1. For all authors...
 - (a) Do the main claims made in the abstract and introduction accurately reflect the paper's contributions and scope? [\[Yes\]](#)
 - (b) Did you describe the limitations of your work? [\[Yes\]](#) See Section J
 - (c) Did you discuss any potential negative societal impacts of your work? [\[Yes\]](#) See Section J
 - (d) Have you read the ethics review guidelines and ensured that your paper conforms to them? [\[Yes\]](#)
2. If you are including theoretical results...
 - (a) Did you state the full set of assumptions of all theoretical results? [\[N/A\]](#)
 - (b) Did you include complete proofs of all theoretical results? [\[N/A\]](#)
3. If you ran experiments (e.g. for benchmarks)...
 - (a) Did you include the code, data, and instructions needed to reproduce the main experimental results (either in the supplemental material or as a URL)? [\[Yes\]](#)
 - (b) Did you specify all the training details (e.g., data splits, hyperparameters, how they were chosen)? [\[Yes\]](#)
 - (c) Did you report error bars (e.g., with respect to the random seed after running experiments multiple times)? [\[Yes\]](#)
 - (d) Did you include the total amount of compute and the type of resources used (e.g., type of GPUs, internal cluster, or cloud provider)? [\[Yes\]](#) See Section C
4. If you are using existing assets (e.g., code, data, models) or curating/releasing new assets...
 - (a) If your work uses existing assets, did you cite the creators? [\[Yes\]](#)
 - (b) Did you mention the license of the assets? [\[Yes\]](#) See Section B
 - (c) Did you include any new assets either in the supplemental material or as a URL? [\[Yes\]](#)
 - (d) Did you discuss whether and how consent was obtained from people whose data you're using/curating? [\[N/A\]](#)
 - (e) Did you discuss whether the data you are using/curating contains personally identifiable information or offensive content? [\[N/A\]](#)
5. If you used crowdsourcing or conducted research with human subjects...
 - (a) Did you include the full text of instructions given to participants and screenshots, if applicable? [\[N/A\]](#)
 - (b) Did you describe any potential participant risks, with links to Institutional Review Board (IRB) approvals, if applicable? [\[N/A\]](#)
 - (c) Did you include the estimated hourly wage paid to participants and the total amount spent on participant compensation? [\[N/A\]](#)

A Formulations and Background

We begin by providing preliminaries on graph neural networks, and then formalize the graph adversarial attacks. Finally, we introduce the developments in large language models on graphs.

Notations. We define a graph as $G = (V, E)$, where V denotes the node set and E represents the edge set. We employ $\mathbf{X} \in \mathbb{R}^{N \times d}$ to denote the node feature matrix, where N is the number of nodes and d is the dimension of the node features. Furthermore, we use the matrix $\mathbf{A} \in \mathbb{R}^{N \times N}$ to signify the adjacency matrix of G . Finally, the graph data can be denoted as $G = (\mathbf{A}, \mathbf{X})$.

Graph Neural Networks. GCN [12] is one of the most representative models of GNNs, utilizing aggregation and transformation operations to model graph data. Unlike GCN, which treats all neighbors equally, GAT [13] assigns different weights to different nodes within a neighborhood during aggregation.

Graph Adversarial Attacks. In the context of $G = (\mathbf{A}, \mathbf{X})$ and a subset $V_m \subseteq V$ comprising victim nodes, where y_i signifies the label for node i , the attacker’s objective is to discern a perturbed graph denoted as $\tilde{G} = (\tilde{\mathbf{A}}, \tilde{\mathbf{X}})$. The primary goal is to minimize the attack objective \mathcal{L}_{attack} .

$$\min \mathcal{L}_{attack} \left(f_{\theta}(\tilde{G}) \right) = \sum_{i \in V_m} \ell_{attack} \left(f_{\theta^*}(\tilde{G})_i, y_i \right) \text{ s.t., } \theta^* = \arg \min_{\theta} \mathcal{L}_{train} \left(f_{\theta}(\hat{G}) \right), \quad (1)$$

where f_{θ} indicates the model function of GNN, \mathcal{L}_{attack} represents the loss function for attacks, one option is to set $\mathcal{L}_{attack} = -\mathcal{L}$, and \hat{G} can be either G or \tilde{G} . Here, \tilde{G} is chosen from a constrained domain $\Psi(G)$. Given a fixed perturbation budget \mathbb{D} , a typical constraint for $\Psi(G)$ can be expressed as $\|\tilde{\mathbf{A}} - \mathbf{A}\|_0 + \|\tilde{\mathbf{X}} - \mathbf{X}\|_0 \leq \mathbb{D}$. This constraint implies that the perturbations introduced in the adjacency matrix $\tilde{\mathbf{A}}$ and node feature matrix $\tilde{\mathbf{X}}$ should be limited, and their combined L_0 should not exceed the specified budget \mathbb{D} .

While graph adversarial attacks can perturb either node features or graph structures, the complexity of structural information has led the majority of existing adversarial attacks on graph data to focus on modifying graph structure, particularly through actions such as adding, deleting, or rewiring edges [35, 36, 37, 38, 39, 40, 41, 42, 43]. For example, the **PGD** attack [36] uses edge perturbation to overcome the challenge of attacking discrete graph structures via first-order optimization. In contrast, the **PRBCD** attack [37] addresses the high cost of adversarial attacks on large graphs with a sparsity-aware optimization approach.

On one hand, we explore the robustness against structural attacks. On the other hand, instead of targeting continuous features as in existing feature attack works, we adopt a direct approach by employing textual attacks to evaluate robustness, which remains a relatively unexplored direction.

Textual Attack. For tasks on TAGs, the raw inputs are in text format and it can be hard for attackers to manipulate the encoded features directly, which makes the traditional feature attacking on graphs less practical. Therefore, the textual attack is used in this study to evaluate the robustness of LLMs enhanced graph features. Textual attacks can be performed on different levels like character level or sentence level according to the target to be perturbed. In this work, we focus on word-level attacks, which can be defined as follows.

Word-level attacks. Given a classifier f that predicts labels $y \in Y$, the input X is defined in a categorical space and each input is a sequence of n words x_1, x_2, \dots, x_n . Each word x_i has a limited amount of substitution candidates, denoted as $S(x)$. To keep the perturbation as unnoticeable as possible, a constraint, usually L_1 or L_2 distance is applied. Finally, to fool classifier f to the largest extent, the following objective is maximized:

$$\begin{aligned} & \arg \max_{x' \in S(x)} L(f(x'), y) \\ & \text{s.t., } \|x' - x\|_2 < \epsilon, \end{aligned} \quad (2)$$

where L is the loss function between original prediction y and prediction $f(x')$ after perturbation. ϵ is the budget of the perturbation, which keeps the original and the perturbed sample as close as possible. As the loss function above is maximized, we will get a perturbed sample x' that makes the classifier f generate a prediction far from the original output. For example, **SemAttack** [44] generates natural adversarial text by employing various semantic perturbation functions.

Large Language Models on Graphs. In recent years, remarkable progress has been achieved in the field of Large Language Models (LLMs), with notable contributions from transformative architectures

such as Transformers [1], BERT [45], Sentence-BERT (SBert) [1] E5 [46], GPT [2], LLaMA [3] and their variants. These LLMs can be applied to graph-related tasks. The collaboration between Large Language Models and Graph Neural Networks (GNNs) can be mutually advantageous, leading to improved graph learning. The two most popular paradigms for applying LLMs to graphs are LLMs-as-Enhancers and LLMs-as-Predictors. LLM-as-Enhancers aim to enhance the quality of node features through the assistance of LLMs. TAPE [11] is a groundbreaking example of explanation-based enhancement, encouraging LLMs to produce explanations and pseudo-labels for the augmentation of textual attributes. KEA [10] instructs LLMs to produce a compilation of knowledge entities, complete with text descriptions, and encodes them using fine-tuned pre-trained language models (PLMs). GLEM [32] considers pseudo labels generated by both PLMs and GNNs and incorporates them into a variational EM framework. The fundamental concept of the LLMs-as-Predictors are to leverage LLMs for making predictions in graph-related tasks. InstructGLM [33] formulates a set of scalable prompts grounded in the maximum hop level and fine-tunes LLMs to output predicted labels directly. GraphLLM [34] derives the graph-enhanced prefix from the graph representation. This method boosts the LLM’s capability in conducting graph reasoning tasks by graph-enhanced prefix tuning. The GraphGPT [47] framework aligns LLMs with graph structural knowledge using a paradigm of graph instruction tuning.

B Benchmark Datasets

To comprehensively and effectively assess the robustness of LLMs in graph learning, we present six text-attributed graphs that offer original textual sentences. For instance, renowned citation graphs such as Cora [51], PubMed [51], Citeseer [51], and ogbn-arxiv (Arxiv) [52] fall under the category of TAGs. These datasets extract node attributes from textual information, including titles and abstracts of papers. WikiCS [53] serves as a Wikipedia-based dataset for benchmarking Graph Neural Networks. It comprises 10 classes corresponding to branches of computer science, demonstrating high connectivity. Node features are derived from the text of the respective articles. Moreover, we employ the History [54] dataset sourced from Amazon, where node attributes originate from book titles and descriptions. For instance, "Description: Collection of Poetry; Title: The golden treasury of poetry". All datasets are utilized with a low labeling rate split, following the setting described in KEA [10]. The statistics of datasets are reported in Table 7. The licenses of these datasets are MIT License.

Table 7: Statistics of datasets.

	Cora	Citeseer	Pubmed	WikiCS	History	ogbn-arxiv
#Nodes	2,708	3,327	19,717	11,701	41,551	169,343
#Edges	5,429	4,732	44,338	216,123	358,574	1,166,243
#Class	7	6	3	10	12	40
#Domain	Academic	Academic	Academic	Wikipedia	E-commerce	Academic

C Experimental Settings

All algorithms in our benchmark are implemented by PyTorch [55]. All experiments are conducted on a Linux server with GPU (NVIDIA RTX A6000 48Gb and Tesla V100 32Gb), using PyTorch 2.0.0, PyTorch Geometric 2.4.0 [56] and Python 3.10.13. We train each model using binary cross-entropy loss, optimized with the Adam optimizer. We use PGD and PRBCD to attack the structures on graphs, which are implemented by DeepRobust [57]. For hyperparameter, a hidden size of 256 is used uniformly across all datasets. For the sake of reproducibility, the seeds of random numbers are set to the same. For all the datasets and models, we tune the following hyper-parameters: learning rate: $lr \in \{0.01, 0.001\}$, weight decay: $\lambda \in \{1e - 4, 5e - 4\}$.

D Results of LLMs-as-Enhancers against attacks on graph structures

To answer **Q1**, we conduct experiments to examine the robustness against structural attack for LLMs-as-Enhancers. The results are reported in Table 8 and Table 9, which include additional details on the standard deviation (std) compared to Table 1.

Table 8: The performance of LLMs-as-Enhancers against 5% attacks on graph structures

Feature	Cora			Pudmed			Arxiv		
	Clean	5% Attack	Gap	Clean	5% Attack	Gap	Clean	5% Attack	Gap
BOW	78.49 ± 1.13	73.71 ± 1.10	03.06%	74.69 ± 2.07	72.40 ± 1.89	15.88%	50.99 ± 2.15	42.35 ± 2.64	16.94%
TFIDF	81.46 ± 1.21	77.23 ± 1.07	05.19%	76.86 ± 1.34	74.68 ± 1.40	02.84%	48.39 ± 1.15	43.32 ± 1.27	10.48%
SBert	81.99 ± 0.76	79.18 ± 0.71	03.43%	78.71 ± 1.17	74.68 ± 1.40	05.12%	52.51 ± 0.87	47.59 ± 1.72	09.37%
E5	83.17 ± 0.73	80.43 ± 0.59	03.29%	81.83 ± 1.16	79.39 ± 1.06	02.98%	57.04 ± 1.77	48.15 ± 1.71	15.59%
Llama	78.13 ± 1.07	70.91 ± 1.02	09.24%	77.65 ± 0.74	76.68 ± 0.94	01.25%	58.04 ± 1.79	51.76 ± 1.95	10.82%
Angle-Llama	80.28 ± 1.42	80.23 ± 0.92	0.06%	75.15 ± 2.50	74.65 ± 1.45	0.67%	58.53 ± 1.56	51.46 ± 3.33	12.08%
Explanation	82.79 ± 1.17	80.47 ± 1.28	02.80%	88.84 ± 0.34	87.32 ± 0.38	01.52%	54.37 ± 5.51	47.19 ± 1.13	13.21%
Ensemble	82.57 ± 1.48	80.67 ± 1.39	02.30%	83.59 ± 0.81	82.55 ± 1.41	01.24%	59.90 ± 2.93	54.33 ± 2.43	09.30%
Llama-FT	78.54 ± 1.53	78.51 ± 0.88	0%	77.40 ± 0.78	76.55 ± 0.85	1.10%	52.46 ± 0.84	47.59 ± 1.71	09.28%

Feature	Wikics			History			Citeseer		
	Clean	5% Attack	Gap	Clean	5% Attack	Gap	Clean	5% Attack	Gap
BOW	74.92 ± 0.05	61.46 ± 0.32	17.95%	51.25 ± 4.80	49.04 ± 5.80	04.31%	70.74 ± 0.72	68.84 ± 0.82	02.69%
TFIDF	75.96 ± 0.14	62.03 ± 0.31	18.34%	58.38 ± 3.25	57.57 ± 1.69	01.39%	73.02 ± 0.66	71.40 ± 0.78	02.22%
SBert	75.89 ± 1.77	64.44 ± 2.33	15.09%	65.59 ± 1.60	65.60 ± 1.48	0%	74.94 ± 0.88	72.60 ± 0.81	03.14%
E5	76.71 ± 1.74	63.01 ± 2.13	17.86%	66.96 ± 2.30	64.69 ± 2.10	03.39%	75.14 ± 0.93	72.29 ± 1.27	04.32%
Llama	79.72 ± 0.35	70.91 ± 1.02	11.05%	66.73 ± 3.53	61.64 ± 3.21	07.63%	67.48 ± 3.40	70.82 ± 1.07	04.95%
Angle-Llama	73.33 ± 1.77	67.00 ± 3.62	08.63%	66.52 ± 1.69	63.47 ± 3.14	04.59%	71.71 ± 1.73	68.46 ± 4.92	04.53%
Llama-FT	79.69 ± 0.39	70.11 ± 1.03	12.02%	64.53 ± 2.02	62.99 ± 1.44	02.39%	69.70 ± 2.18	68.62 ± 3.15	01.55%

Table 9: The performance of LLMs-as-Enhancers against 25% attacks on graph structures

Feature	Cora			Pudmed			Arxiv		
	Clean	25% Attack	Gap	Clean	25% Attack	Gap	Clean	25% Attack	Gap
BOW	78.49 ± 1.13	60.72 ± 1.92	22.64%	74.69 ± 2.07	62.83 ± 1.61	15.88%	50.99 ± 2.15	18.95 ± 1.63	62.85%
TFIDF	81.46 ± 1.21	67.53 ± 0.82	17.10%	76.86 ± 1.34	66.18 ± 1.44	13.90%	48.39 ± 1.15	24.36 ± 2.10	49.67%
SBert	81.99 ± 0.76	72.14 ± 2.13	12.01%	78.71 ± 1.17	69.24 ± 1.85	12.03%	52.51 ± 0.87	29.24 ± 3.27	44.32%
E5	83.17 ± 0.73	69.84 ± 0.55	16.03%	81.83 ± 1.16	71.06 ± 1.12	13.15%	57.04 ± 1.77	25.24 ± 2.77	55.75%
Llama	78.13 ± 1.07	69.99 ± 1.92	10.42%	77.65 ± 0.72	74.62 ± 1.64	03.89%	58.04 ± 1.79	31.67 ± 3.09	45.43%
Angle-Llama	80.28 ± 1.42	76.75 ± 1.33	04.40%	75.15 ± 2.50	72.72 ± 3.00	03.23%	58.53 ± 1.56	31.73 ± 4.80	45.79%
Explanation	82.79 ± 1.17	71.32 ± 2.28	13.85%	88.84 ± 0.34	82.11 ± 0.72	07.57%	54.37 ± 5.51	21.61 ± 3.10	60.25%
Ensemble	82.57 ± 1.48	74.89 ± 0.93	09.30%	83.59 ± 0.81	77.85 ± 0.50	06.87%	59.90 ± 2.93	32.82 ± 3.19	45.21%
Llama-FT	78.54 ± 1.53	70.72 ± 4.15	09.96%	77.40 ± 0.78	75.63 ± 2.15	2.29%	52.46 ± 0.84	29.19 ± 3.19	44.36%

Feature	Wikics			History			Citeseer		
	Clean	25% Attack	Gap	Clean	25% Attack	Gap	Clean	25% Attack	Gap
BOW	74.92 ± 0.05	45.34 ± 0.31	39.45%	51.25 ± 4.80	38.93 ± 5.53	24.02%	70.74 ± 0.72	61.76 ± 1.44	12.69%
TFIDF	75.96 ± 0.14	45.74 ± 0.51	39.76%	58.38 ± 3.25	22.66 ± 1.69	61.15%	73.02 ± 0.66	64.36 ± 0.72	11.86%
SBert	75.89 ± 1.77	50.19 ± 3.20	33.86%	65.59 ± 1.60	56.34 ± 2.41	14.10%	74.94 ± 0.88	64.51 ± 1.50	13.92%
E5	76.71 ± 1.74	46.38 ± 4.50	39.55%	66.96 ± 2.30	55.37 ± 1.80	17.30%	75.14 ± 0.93	64.38 ± 1.83	14.31%
Llama	79.72 ± 0.35	59.23 ± 1.47	25.71%	66.73 ± 3.53	54.54 ± 1.74	18.26%	67.48 ± 3.40	64.69 ± 2.99	04.13%
Angle-Llama	73.33 ± 1.77	56.75 ± 4.65	22.61%	66.52 ± 1.69	52.75 ± 3.66	20.71%	71.71 ± 1.73	68.61 ± 3.61	04.32%
Llama-FT	79.69 ± 0.39	60.13 ± 0.31	24.56%	64.53 ± 2.02	53.34 ± 2.47	17.36%	69.70 ± 2.18	66.17 ± 3.62	05.07%

E Results of LLMs-as-Enhancers against attacks on texts

To address **Q2**, we perform a white-box evasion attack on LLMs-as-Enhancers, specifically targeting textual attributes. The results are shown in Table 10, which includes additional details on the standard deviation (std) compared to Table 2.

F Results of LLMs-as-Predictors against attacks on graph structures

To address **Q3**, we explore the robustness of predictors against graph structure attacks, using GPT-3.5 as the predictor. The results are presented in Figure 5. We evaluate the model under various few-shot settings and the zero-shot setting with the summary of two-hop neighbors. The experiment shows that GPT-3.5 demonstrates the strongest robustness in the zero-shot setting, with performance barely

Table 10: Attack success rate results of LLMs-as-Enhancers against 5% textual attack.

	Cora		PubMed		Arxiv	
Features	MLP	GCN	MLP	GCN	MLP	GCN
BOW	62.11±4.48	9.27±2.97	41.00±7.86	8.58±2.45	72.69±6.93	15.19±4.86
Sbert	73.18±2.02	14.76±2.48	45.36±3.88	9.32±3.89	82.69±10.88	11.17±1.39
E5	65.29±6.42	10.53±1.86	35.62±5.64	8.76±2.59	81.92±8.76	15.22±4.18
LLaMA	56.49±7.34	12.58±0.85	19.66±4.89	4.95±2.59	67.87±13.10	6.05±2.56
LLaMA-FT	40.10±12.16	4.37±1.94	16.69±5.57	3.27±1.65	67.71±9.83	6.08±2.00

	Wikics		History		Citeseer	
Features	MLP	GCN	MLP	GCN	MLP	GCN
BOW	67.85±4.88	3.82±1.46	74.53±10.13	18.40±6.00	68.80±6.99	18.98±4.67
Sbert	62.12±4.32	9.08±2.34	76.73±8.79	13.41±3.86	66.33±6.09	16.93±3.31
E5	65.99±5.05	6.64±2.47	61.51±15.43	6.54±1.04	57.10±6.25	14.69±3.73
LLaMA	22.17±4.96	4.17±0.80	65.07±9.50	15.92±8.47	46.81±14.07	13.77±5.34
LLaMA-FT	30.00±2.07	2.98±1.83	56.98±14.55	6.91±3.64	38.46±11.19	6.58±2.97

dropping even under significant perturbations. This resilience is likely due to the neighbor sampling and summarizing processes, which mitigate the noise introduced by structural changes. Although GAT also uses the attacked graph structure migrated from GCN, its accuracies decline much faster compared to GPT-3.5.

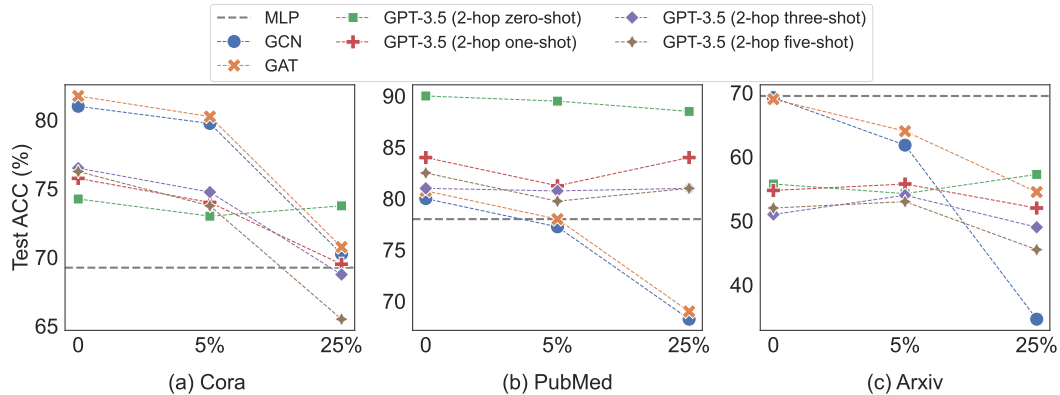


Figure 5: The performance of LLMs-as-Predictors against structural attacks, evaluated by accuracy.

G Results of LLMs-as-Predictors against attacks on texts

To address Q4, we explore the performance of GPT-3.5 with perturbed texts as inputs. The results are presented in Table 11, showing that GPT-3.5 demonstrates strong robustness compared to MLP but does not surpass GCN and GAT in all few-shot settings. On the other hand, GAT exhibits the strongest robustness, followed by GCN. However, on the Cora and Pubmed datasets, the Attack Success Rate of GPT-3.5 is comparable to GCN, ranging from 0.55% to 1.70%.

H Analysis for Textual Attack

From the experiments on LLMs-as-Enhancers against textual attacks in Section 4.2, we observe that LLaMA performs significantly better than other smaller models, with fine-tuned LLaMA demonstrating the best robustness. Additionally, GCN shows much stronger robustness compared to MLP.

To explore the reasons behind these observations, we analyze the models from feature and structure perspectives. From the feature perspective, we use SBert and GCN as the victim model and use Latent

Table 11: The performance of the predictor GPT-3.5 against **5%** textual attacks. The bold font is used to highlight the lowest Attack Success Rate.

Dataset	Cora		Pubmed		Arxiv	
	Clean ACC	ASR	Clean ACC	ASR	Clean ACC	ASR
MLP	69.25	35.97	78.00	14.74	69.50	30.10
GCN	81.00	4.30	80.00	3.20	69.25	5.42
GAT	81.75	2.99	80.75	2.23	69.00	3.97
GPT-3.5 (2-hop zero-shot)	74.25	10.03	90.00	5.53	55.75	13.33
GPT-3.5 (2-hop one-shot)	75.75	5.59	84.00	3.75	54.75	18.65
GPT-3.5 (2-hop three-shot)	76.50	5.59	81.00	5.29	51.00	19.10
GPT-3.5 (2-hop five-shot)	76.25	6.72	82.50	6.07	52.00	21.24

Table 12: Result of combined attack using SemAttack and PRBCD. Here we perform **5%** perturbation on both text features and the graph structure.

Feature \ Ptb.	Cora		Citeseer		PubMed		WikiCS	
	5% edge	5% edge & node	5%edge	5% edge & node	5%edge	5% edge & node	5%edge	5% edge & node
BOW	78.40±1.67	78.23±1.70	69.64±0.98	69.58±1.18	74.18±0.76	74.01±0.78	66.38±4.65	66.07±4.63
Sbert	79.93±0.49	79.75±0.54	74.16±1.23	74.15±1.31	75.92±1.40	75.87±0.90	66.94±2.54	66.73±2.53
LLaMA	80.03±0.50	79.14±1.17	71.70±1.50	70.68±1.70	75.78±1.33	74.95±0.98	66.60±5.54	66.41±5.64

Dirichlet Allocation to generate the distribution of three themes for each node. Then, we acquire the mean value for each theme. As shown in Fig. 7, the theme distributions for the successfully and failed attacked nodes are similar, indicating that there is not a strong relation between text content and robustness. From the structure perspective, we examine the relationship between the centrality of nodes and the attack success rate. As shown in Fig. 6, we use SBert and GCN as the victim models and visualize the degree distributions of successfully attacked nodes versus failed attacked nodes.

It is evident that successfully attacked nodes often have smaller degrees, indicating that nodes with less structural information in the graph are more vulnerable to textual attacks. Furthermore, similar patterns are observed with eigenvector centrality and PageRank values.

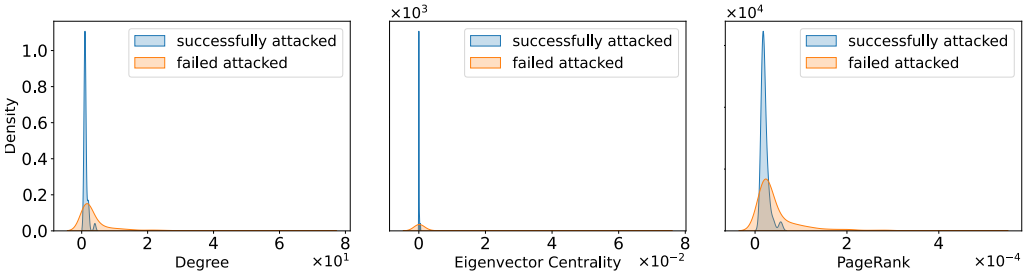


Figure 6: Centrality distributions of the node being attacked successfully and unsuccessfully. We use Sentence-Bert as the victim model and gather all attacked results from the PubMed dataset.

I Combining Textual and Structural Attack

To enhance attack capabilities, maybe a combined framework that perturbs both text attributes and graph structure is needed. In this study, we provide some preliminary results. First of all, we design a simple strategy that combines the structural attack and textual attack directly, further improving the attack ability. The results are reported in Table 12. In addition, we design various combination strategies for modifying the textual attack. These include prioritizing the attack on text attributes of small-degree nodes, targeting large-degree nodes first, and attacking text attributes within the same cluster. Based on the results in Table 13, we find that prioritizing attacks on the text attributes of small-degree nodes is more effective. This is merely a preliminary attempt, and we hope it will inspire more in-depth research.

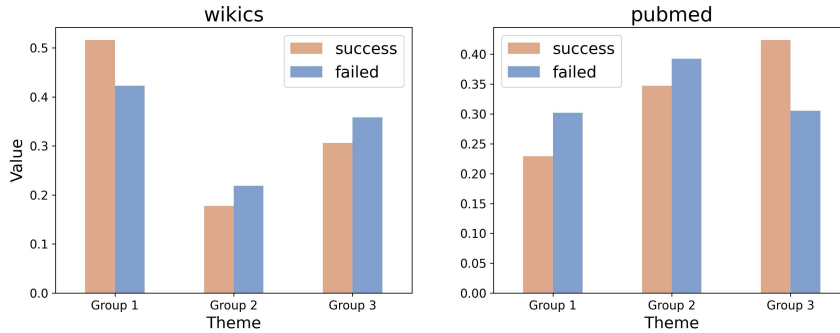


Figure 7: Theme distributions of the node being attacked successfully and unsuccessfully.

Table 13: Results of **5%** edge and **15%** perturbations under three different sampling strategies on Cora. Small degree first and Large degree first means we sample nodes with the smallest or largest degrees respectively. Clustering refers to sampling nodes that are in the same cluster.

Cora Dataset	5% edge & 15% node	
sampling\perturbation	ASR	ACC
Small degree first	17.20±3.33	79.37±0.53
Large degree first	3.27±1.15	79.44±0.85
Clustering	4.40±1.69	79.53±0.61

J Broader Impact

Graph machine learning methods with Large Language Models (Graph-LLMs) have reported promising performance, covering a wide range of applications. We are initiating this benchmark to call more researchers’ attention to whether Graph-LLMs are robust against graph adversarial attacks. The proposed benchmark can significantly promote the development of robustness in Graph-LLMs. Our benchmark provides a comprehensive evaluation, including LLM-as-Enhancers and LLM-as-Predictors, and consider both structural attacks and textual attacks. However, there are still many research gaps to be filled. Firstly, we have only explored node classification tasks and have yet to explore link prediction and graph classification tasks. Secondly, we have focused only on evasion attacks and have not addressed poisoning attacks. These limitations will be addressed in our future work.