

# Situated Instruction Following

So Yeon Min<sup>1</sup>, Xavi Puig<sup>2</sup>, Devendra Singh Chaplot<sup>2</sup>, Tsung-Yen Yang<sup>2</sup>,  
Akshara Rai<sup>2</sup>, Priyam Parashar<sup>2</sup>, Ruslan Salakhutdinov<sup>1</sup>,  
Yonatan Bisk<sup>1,2</sup>, and Roozbeh Mottaghi<sup>2</sup>

<sup>1</sup> Carnegie Mellon University, Pittsburgh PA 15213, USA

<sup>2</sup> Fair, Meta., Menlo Park CA 94025, USA

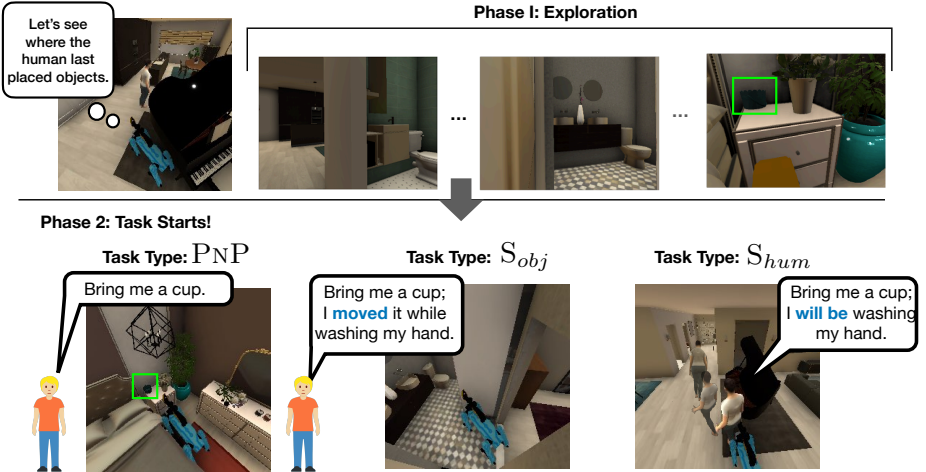
**Abstract.** Language is never spoken in a vacuum. It is expressed, comprehended, and contextualized within the holistic backdrop of the speaker’s history, actions, and environment. Since humans are used to communicating efficiently with situated language, the practicality of robotic assistants hinge on their ability to understand and act upon implicit and situated instructions. In traditional instruction following paradigms, the agent acts alone in an empty house, leading to language use that is both simplified and artificially “complete.” In contrast, we propose *situated instruction following* (SIF), which embraces the inherent underspecification and ambiguity of real-world communication with the physical presence of a human speaker. The meaning of situated instructions naturally unfold through the past actions and the expected future behaviors of the human involved. Specifically, within our settings we have instructions that (1) are ambiguously specified, (2) have temporally evolving intent, (3) can be interpreted more precisely with the agent’s dynamic actions. Our experiments indicate that state-of-the-art Embodied Instruction Following (EIF) models lack holistic understanding of situated human intention.

Project website: [https://soyeonm.github.io/SIF\\_webpage/](https://soyeonm.github.io/SIF_webpage/)

**Keywords:** Instruction Following · Embodied AI · LLM Agent

## 1 Introduction

Humans naturally engage in communication that is contextually situated, providing just enough information as necessary. This is because our use of language is predicated on an assumed common ground [7], which encompasses our shared history, actions, and environment. For instance, the instruction “Can you bring me a cup?” can vary in meaning depending on the context. If spoken while the speaker is donning rubber gloves by the kitchen sink, it likely refers to a dirty cup located on the living room table. Conversely, the same request made in front of the bathroom sink typically implies a need for a clean cup. While it is possible to seek clarification, humans generally interpret and respond to such requests accurately without additional information. This capability demonstrates how humans skillfully use environmental and action cues to interpret ambiguous language, crafting meanings that are intricately nuanced and context-specific.



**Fig. 1: Situated Instruction Following.** The tasks in SIF consist of two phases: an exploration phase (phase 1) and a task phase (phase 2). PNP represents a conventional static Pick-and-Place task used for comparison, wherein the environment remains unchanged after the exploration phase.  $S_{hum}$  and  $S_{obj}$  introduce two novel types of situated instruction following tasks. In these tasks, the *objects* and *human* subjects move during the task phase. Nuanced communication regarding these movements is provided, necessitating reasoning about ambiguous, temporally evolving, and dynamic human intent.

As robotic agents increasingly become integral to our daily lives, their effectiveness and utility critically depend on their ability to comprehend and respond to situated language—natural language spoken by humans. Without this capability, agents may prove more of a hindrance than a help, forcing users to perform tasks themselves rather than entrusting them to an assistant. As discussed in the field of agent alignment [22], it is often difficult for users to precisely define or articulate ideal task specifications. Consequently, an agent that demands detailed explanations might render manual task execution by humans more attractive.

Current instruction-following tasks prioritize accurate low-level instruction interpretation [4, 17, 36, 43] or use commonsense to achieve underspecified goals like object navigation [8, 11]. In contrast, our work SIF aims to generalize *Embodied* Instruction Following to *Situated* Instruction Following, with instructions closer to the language naturally spoken by humans. Specifically, we focus on three dimensions of situated reasoning:

1. **Ambiguity:** As in the cup example above, there is ambiguity in the instruction given by the speaker.
2. **Temporal:** A speaker’s actions change how their instruction should be interpreted (e.g., clarifying an underspecified reference).
3. **Dynamic:** When the environment changes, the agent needs to decide what actions will reduce their uncertainty (e.g., following the human).

We implement our tasks in Habitat 3.0 [37] as it includes simulated human agents. To ensure a fair comparison to prior work we include tasks where the

environment is static (prior work) and dynamic (this work) – Fig. 1. The static task is a classic pick-and-place (PNP) paradigm. Formally, the instructor tells the agent to `Put [Obj] in/on [Recep]`. While prior work extends this paradigm with linguistic complexity [36, 43, 52], the baselines used for such tasks can be fairly evaluated here. We introduce a simplifying assumption and allow the agent to explore the environment to minimize the role of mapping on the performance in our reasoning benchmark – we will return to this in the ablations.

The focus of our benchmark is dynamic tasks where the agent must combine their understanding of the instruction with the human’s movements to determine the correct action. The two domains (Figure 1) are either where the human has moved the object ( $S_{obj}$ ) or where the moving human is the receptacle ( $S_{hum}$ ). In these tasks, the agent receives a goal instruction (e.g., “Bring me a mug” for  $S_{hum}$  or “Put the mug in the bathroom” for  $S_{obj}$ ), accompanied by hints on relocation (e.g., “I will be taking a bath” for  $S_{hum}$  or “I have moved the cup next to the be” for  $S_{obj}$ ). Furthermore, in  $S_{hum}$  tasks, the human begins to walk at the start of the task, embedding the intent of relocation in both verbal directives and observable movement. The goal of the agent is to adhere to the instructions with an efficient path, accurately identifying and retrieving the specified object, and then placing it in the correct receptacle (which is “human” for  $S_{hum}$  tasks). Note, these are incredibly simple tasks that will prove very difficult for current models. If someone asks you to retrieve a mug from the kitchen and bring it to the bedroom, you intuitively wait just long enough to see which room they enter before searching for the mug. These types of ambiguity reduction strategies will elude the models, exposing their over-reliance on commonsense. Moreover, if informed that a mug has been moved to a bedroom, you would thoroughly search each bedroom, ensuring no area is overlooked. Our findings show that reasoning in ambiguous situations often confuses models, posing more challenges than simple commonsense reasoning.

We specifically target evaluation of state-of-the-art Embodied Instruction Following (EIF) baselines. We implement two such systems inspired by papers on related tasks. The first baseline, which we refer to as REASONER, is a closed-loop system incorporating a semantic map, a prompt generator, and a Large Language Model (LLM) planner. For the prompt generator, we integrated components from Voyager [49], LLMPlanner [45], and ReAct [59], tailoring them to suit our dataset’s specific requirements. The second baseline, PROMPTER [19], was very successful at executing ALFRED [43] tasks despite being open-loop. We see the desired result that our static scenarios match those from existing EIF datasets [19, 45], and these LLM based approaches perform very well in tasks requiring common sense. However, their performance significantly declines when faced with situations that require reasoning about the human’s behavior.

## 2 Related Work

SIF builds on instruction following, agent alignment, and situated reasoning. **Instruction Following.** We contextualize our baselines models and benchmark,

**Table 1:** Comparison of Embodied Instruction Following Datasets.

	Task Specification			Env. Dynamics		Intent Change	
	Abstract	Over-specified	Middle-ground	Ego	Ego + Human	Language Change	Intent Unfolding
ObjectNav [3]	✓	✗	✗	✓	✗	✗	✗
ImageNav [20, 69]	✓	✗	✗	✓	✗	✗	✗
Course-grained VLN [17, 38]	✓	✗	✗	✓	✗	✗	✗
Fine-grained VLN [4, 21]	✗	✓	✗	✓	✗	✗	✗
Embodied QA [11]	✓	✓	✗	✓	✗	✗	✗
Excalibur [68]	✗	✗	✓	✓	✗	✗	✗
ALFRED [43]	✓	✓	✗	✓	✗	✗	✗
TEACH [36], DIALFRED [16]	✓	✓	✗	✓	✓	✓	✗
<b>SIF</b>	✓	✓	✓	✓	✓	✓	✓

in terms of both text-only and embodied research. The recent trend is to factor the task into a planner (often an LLM), memory (e.g., a map), perception, and implement tools for taking actions. Papers then often decide which components to be learned or implemented heuristically [50].

*Embodied Instruction Following (EIF)* We focus on tasks involving high-level task planning and navigation, excluding those with low-level (joints and end effector) motion control [25, 56, 63]. Relevant tasks are summarized in Table 1.

Modular models with the structure of planner (e.g. LLM), memory (e.g. semantic mapping), and perception/execution tools have shown much success in the tasks of our interest. In semantic navigation, ESC [65] and l3vm [60] have achieved SOTA performance in ObjectNav [3, 8, 33] and ImageNav [20, 31, 69] by leveraging LLMs for frontier selection based on common sense. [9, 41, 64] have used LLM for planning and tracking in Visual Language Navigation [17]. In mobile manipulation, FILM [32, 34], PROMPTER [19], and LLMPanner [45] have used language models for planning and semantic search in ALFRED [43]. In real-robot domains, code-as policies [26], inner monologue [18], and ProgPrompt [44] have shown success in using LLMs for generating abstracted manipulation plans.

The effectiveness of decoupled LLM reasoners largely stems from existing benchmarks focusing on abstract common-sense reasoning [8, 11, 38, 43] or detailed, sequential guidance [4, 17, 21, 36]. These modular models tackle visual grounding and navigation through separate semantic memory modules [8, 32, 41, 65]. Thus, the *learning* challenges posed by either abstract instructions or detailed guidance boil down to common-sense object search and visually grounded tracking. Yet, these foundational skills fall short of meeting real-world needs and utility. Real-world instructions often exist in a middle ground: not overly abstract yet not excessively detailed, with both explicit statements and implied expectations. Thus, we introduce SIF, aiming to surpass the limitations of basic reasoning and literal planning by bridging the gap to real-world applicability.

*Text-only agents* Modularly chained models of planner [1, 5, 48], memory (in text) [54], meta-reasoner [58], and refiner [28] have shown much success in code generation [61], playing games [55], web navigation [66], and text-only embodied agents [59]. While most efforts have concentrated on enhancing agent reason-

ing through tool-use [40, 59] and self-evaluation (reflection [28, 42] and tree-of-thought [58]), less attention has been paid to navigating the complexities of real-world instructions. [23, 27, 62] have explored eliciting clarifications when human intent is ambiguous. Clarification is necessary at times, but it also comes at a cost; the focus of **SIF** is understanding ambiguous intent that is clear upon holistic understanding of the environment and speaker. [15, 27, 46] have studied when instruction intent changes and is communicated with language; **SIF** instead infers changes to intent from the human’s actions. Unlike prior work focusing on agent-centric challenges in dynamic settings (e.g. moving zombies) [49, 55], **SIF** explores understanding dynamically evolving human intent.

**Agent Alignment.** Traditional agent alignment research [2, 22, 29] recognizes the difficulty in articulating real-world task specifications, and has primarily focused on learning reward functions from underspecified specification. Recent works on LLM and LLM agents [49, 55, 66] have delved into alignment for real-world applications, focusing on understanding intent [35], value alignment with social norms [24] and individual preference [57], and guaranteeing safety [47]. Despite these advancements, the ability of agents to interpret instructions characterized by ambiguity, evolving intent, and the interplay between agent actions and environmental dynamics is still underexplored. We introduce **SIF**, aiming to push the boundaries of agent alignment closer to real-world complexity.

**Situated Reasoning.** Environments evolve when there is another agent other than oneself; reasoning about action and change requires situated logical reasoning. While early work [30, 39] and STAR [53] employed formal logic and scene-hypergraphs for abstract reasoning, **SIF** focuses on fostering holistic understanding and temporal awareness in uncertain contexts.

### 3 Dataset

**SIF** extends previous work that primarily focus on abstract, decontextualized, common-sense reasoning [8, 16, 36] by evaluating reasoning scenarios constructed in situ. Below, we explain the dataset design choices and guiding philosophy.

#### 3.1 Tasks

**Overview.** Our tasks are structured into two distinct phases: (1) the exploration phase and (2) the task phase. During the exploration phase, the agent is allotted  $N$  steps to navigate around a static house environment where object assets are positioned. The value of  $N$  is determined to ensure the agent has sufficient steps to thoroughly scan the environment; specifically,  $N = 1.5 \times$  (the number of steps required to achieve a complete map using frontier-based exploration techniques). Following the exploration phase, some objects are repositioned without the agent’s knowledge. As the task phase commences, the agent receives an instruction (e.g., “Bring me a cup,” “Put the cup in the sink”), accompanied by either direct or ambiguous information regarding which objects have been moved (e.g., “I took a cup with me. I’ll be getting ready for bed”). If the task involves

delivering an object to a human, the human walks into the agent’s field of view as the task begins, simultaneously providing hints about their intended location (“I will be in the bathroom washing my face”). These elements, along with other strategic design decisions, ensure that the exploration phase effectively contextualizes the language directives, rendering tasks sufficiently solvable.

**Task Format.** A task is defined by  $\langle H, I, C, P_e, P_t, P_g \rangle$ . A task is embedded in the *House*, with starting *Poses* of assets during , agent, and the human for the *exploration* ( $P_e$ ), *task* ( $P_t$ ) phases and goal state ( $P_g$ ), the goal *Instruction*, and humans *Communication* about which objects were moved where after exploration phase.

**Agent Specs & Predefined Skills.** The agent in our simulation is modeled after the Spot robot [14], equipped with an

odometry sensor and RGB and Depth cameras mounted on its arm at a height of 0.73 meters; this setup follows the specifications of 640x480 resolution and a 79-degree horizontal field of view by previous work [8]. At each timestep, the agent is capable of executing one of several actions: moving forward by 0.17 meters, rotating left or right by 10 degrees, grabbing an object, or placing an object. The “grab object” action allows the agent to pick up the nearest graspable object within a 2-meter radius, whereas the “put object” action enables it to place the held item onto the nearest suitable receptacle within the same distance.

**Task Types.** There are three types of tasks - static (PNP), situated-object ( $S_{obj}$ ), and situated-human ( $S_{hum}$ ). For all three types, the overarching goal for the agent is to pick [Obj] and place it in/on [Recep]. In the  $S_{obj}$  tasks, the [Obj] of interest is relocated between the exploration and task phases; in the  $S_{hum}$  tasks, the [Recep] (human) begins to move at the start of the task phase. In the PNP task type, both [OBJ] and [RECEP] remain stationary; although other objects may be moved to introduce variability, the [OBJ] relevant to the instruction ( $I$ ) is not displaced. This setup is analogous to tasks found in existing research [8, 43] and serves as a means for sanity checking and ensuring a fair comparison across models. Examples of PNP,  $S_{obj}$ ,  $S_{hum}$  tasks are in Fig. 1b.

*Three dimensions of situated reasoning* We explain how the aspects of ambiguous, temporal, and dynamic are implemented below:

- **Ambiguous:** Ambiguity in  $S_{obj}$  tasks arises when multiple potential locations exist for searching an object, as informed by communication cues. For instance, if a human says, “I took the cup and moved it with me. I am washing my face,” but there are multiple bathrooms in the house, the task becomes ambiguous. Likewise, ambiguous  $S_{hum}$  tasks arise when the human could potentially be in several different locations. The ambiguity in these tasks was annotated by human reviewers.

**Table 2: Dataset stats.** Data statistics and seen/unseen splits are balanced across conditions.

Axis	PNP	$S_{obj}$	$S_{hum}$
<b>Dynamic</b>			
Object	✗	✓	✗
Human	✗	✗	✓
<hr/>			
# Tasks			
Valid Seen/Unseen	40/40	40/40	40/40
Test Seen/Unseen	40/40	40/40	40/40

**Table 3:** Template Instructions ( $I$ )

Task Descriptions
<b>Static Receptacle:</b>
Put a [ObjectCat] on the [Recep]
Put a [ObjectCat] in the [RoomFunction]
<b>Dynamic Receptacle:</b>
Bring a [ObjectCat] to me

**Table 4:** Template Relocations ( $C$ )

I moved the object with me; I am ...
next to the [Recep]
next to the [Recep1], [Recep2], [Recep3]
in [RoomFunction]
in [RoomFunction] [WithObjects]
doing [RoomFunctionActivity]

- **Temporal:** For example, if a human says, “Bring me the cup. I will be in the bathroom,” and there are multiple bathrooms, the intent (the exact location of which bathroom) unfolds and becomes more clear real-time, with the human walking towards one of the bathrooms (Fig. 3).
- **Dynamic:** In both  $S_{obj}$  and  $S_{hum}$  tasks, an agent can decide which location to search or whether to follow the human or decide, to decrease ambiguity or understand temporally unfolding intent.

*Two axes of difficulty* Our tasks incorporate commonsense related to room functions and human activities, based on object placement (Tables 3,4). We add two layers of difficulty to this foundation:

**Holistic understanding of language instructions:** We designed and filtered tasks to avoid being trivial or solvable solely through commonsense, yet not so ambiguous as to require exhaustive search. Phase 1 exists so that the agent can scan the layout of the house, and tasks are solvable with targeted reasoning rather than comprehensive searching.

**Resolving ambiguity:** Tasks necessitate methodical reasoning under ambiguous intent (ambiguous tasks of  $S_{obj}$  and  $S_{hum}$ ), with designs that favor agents taking actions to resolve ambiguity (intent probing), rather than comprehensively searching later. At the same time, unambiguous tasks should be solved without intent probing. Evaluation details in Sec. 5.

### 3.2 Dataset Construction

We explain how the tuple  $\langle H, I, C, P_e, P_t, P_g \rangle$  is constructed. In a total of 10 houses, each with human-annotated room metadata (which includes details such as the top-down (x,y) coordinates corresponding to each room, the function of the room (e.g., bedroom), and grounding details (e.g., a bedroom with a yellow wall)), we place four to ten assets in [ObjectCat]<sup>3</sup>. Assets are from YCB [6], Google Scanned Objects [13], and ABO [10] datasets. We sample  $P_e, P_t$  of assets so that they are initialized in a visible space and graspable. More details on filtering trivial and unsolvable tasks are in Appendix A.1.

**Language Directives.** We explain the generation of  $I$  and  $C$ . The *Instruction* carries information about  $P_g$ , which is the desired location of an object necessary for task success. We first sample  $P_g$ , by sampling a room in the scene, a

<sup>3</sup> basket, book, bowl, cup, hat, plate, shoe, stuffed\_toy



receptacle in the room, and then a puttable point on the receptacle. Then, we use templated language (Table 3) to express this information. For PNP and  $S_{obj}$  tasks, we use “Put a [ObjectCat] on the [Recep]” or “Put a [ObjectCat] in the [RoomFunction]”; for  $S_{hum}$  tasks, we use “Bring a [ObjectCat] to me”. The list of possible [ObjectCat], [Recep], [RoomFunction] is shown in Table A.1.

The Communication on movement describes  $P_t$  of objects whose poses are changed from  $P_e$ . For each object that was moved,  $C$  is given with the templates in Table 4. In addition, for  $S_{hum}$  types,  $C$  also contains where the human will be after walking during the task phase; this also follows the template of Table 4, with “I am” replaced by “I will be” (e.g.,  $I$ : ‘Bring a cup to me’.  $C$ : ‘I will be organizing my bed’). [RoomFunctionActivity] describes common human activities in each room (e.g., kitchen - washing vegetables, bedroom - preparing to sleep); the complete list is presented in Table A.2.  $C$  is presented together with  $I$  at the start of the task phase. Although we use templated language, the diverse combination with the scene layout and object/human poses introduces substantial reasoning challenges.

**Human Trajectories.** For PNP and  $S_{obj}$  tasks, the human is stationary. In  $S_{hum}$  tasks, the human trajectory is deterministically determined given the human’s  $P_t$  and  $P_s$ . The human moves naturally at a speed of 0.08m per time step. Human appearance and motion is naturally implemented as explained in [37].

**Statistics and Splits** The specifics of the dataset are outlined in Table 2. For validation and testing, the dataset comprises 40 seen and 40 unseen tasks across each type, resulting in 240 validation and 240 testing tasks in total. Additionally, we provide code to facilitate further data and trajectory generation for training purposes. The seen subsets (both validation and test) incorporate the same six houses used in the training, allowing for evaluation in familiar environments. Conversely, the unseen subsets employ four new houses to test generalization across different settings, bringing the total to ten unique houses for evaluation.

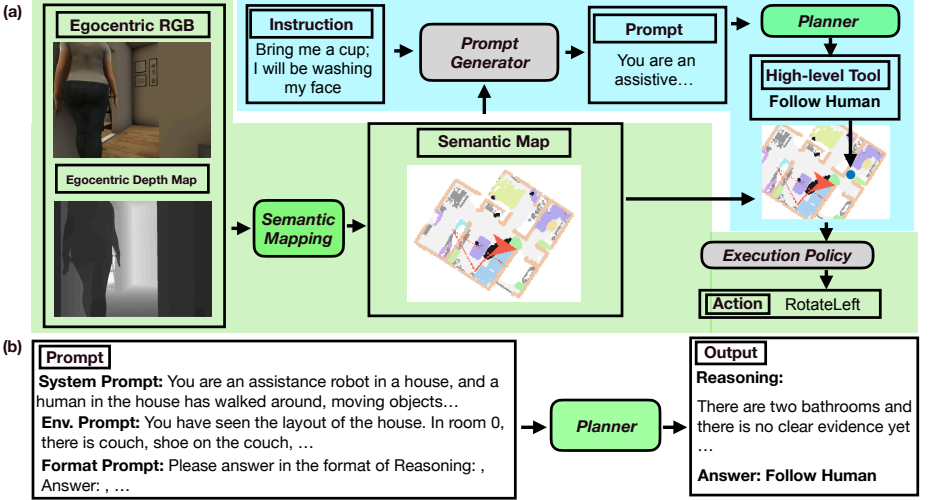
## 4 Baselines

As discussed in Sec. 2, many recent state-of-the-art EIF agents are modular models with an LLM planner, connected to learned/engineered episodic memory, perception, and execution tools. We present two baselines within this high-performing family. The first is REASONER, a closed-loop baseline that adapts FILM [32] and the prompts of llm-planner [45], and ReAct [59], and prompter [19], an open-loop SOTA agent built for ALFRED [43].

### 4.1 Reasoner

We adopt the modular structure of FILM [32]. REASONER operates through three main components: (1) a semantic mapper that updates an allocentric map from egocentric RGB and depth inputs, (2) a prompt generator, and (3) the planner (GPT-4o [1]) that generates high-level actions (Fig. 2).



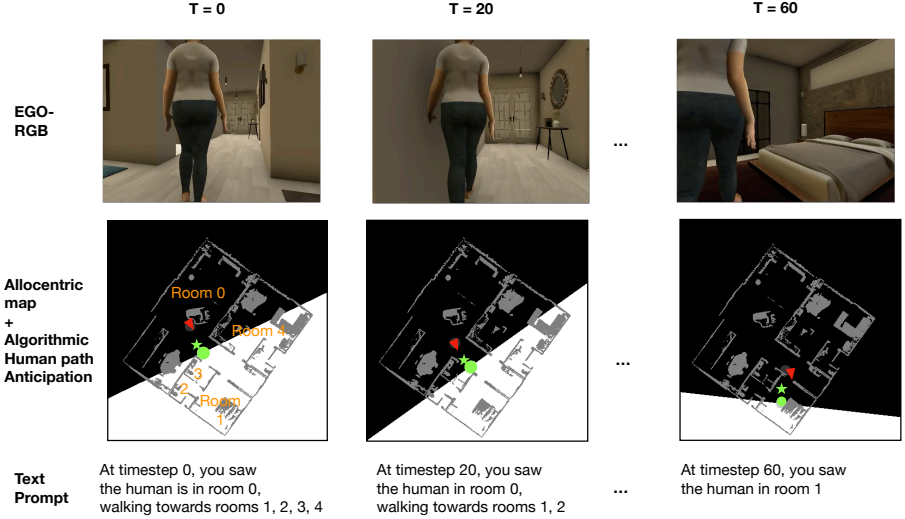


**Fig. 2: REASONER:** (a) The semantic mapper is updated at every timestep, whereas the prompt generator and planner are activated either upon completion of the last high-level action or when a new decision is required. (b) The prompt consists of system prompt, environment prompt, format prompt.

*Semantic Mapper.* The semantic mapper creates a global representation for visual observation. As in previous work [8, 32], we process egocentric RGB and depth into an allocentric top-down map of obstacles and semantic categories using Detic [67]. The semantic categories of interest are [ObjectCat], [Recep], and “human.” In contrast to previous works [8, 32], the most recent human and object positions are refreshed post new observations and pick/place actions, ensuring a dynamic and accurate representation of the environment (Sec. C.1).

*Text representation generator.* The semantic map and other contexts are converted into prompts. It is a concatenation of three components: the system prompt, environment prompt, and the format prompt:

- **System:** The system prompt outlines the agent’s role and encourages it to account for uncertainty. It is presented as “You are an assistive robot in a house, aiding a human. Your observations may be incomplete or wrong.”
- **Environment:** The environment prompt is a conversion of the episodic memory into text format, and contains information of the agent’s current state and previously completed/failed actions. It is given in the following sequence: (1) observation of  $P_e$  during exploration phase, based on the semantic map, (2)  $C$ , regarding object/ human movements, (3) the goal instruction  $I$ , (4) the high-level action executed by agents at timesteps and their observed consequences (success/fail), (5) the agent’s latest observation, based on the latest semantic map (example in Appendix B). Every observation is given with the caveat that it can be incorrect or missing. Past actions are interleaved with observations as in ReAct.



**Fig. 3: Text Prompt Generation of Human Trajectory:** The white regions in the maps are possible regions that the human might walk towards; rooms with more than half of the area included in the white region are included in the text prompt. The red triangle is the agent position/direction, green star and dot are respectively current observed human position, anticipated human position in 10 steps. The text prompt at every 20 timesteps is given to REASONER (and at time step 0 to PROMPTER which is open-loop), to decide if there is enough evidence for the clarity of the human’s intent.

- **Format:** The format prompt explains action affordance and a format for chain of thought [51]. It also explains the desired effect of actions (e.g. “If you want to keep searching for object(s) or human that might exist (but you have not detected) in the current room, choose ‘Explore Room  $X$ ’ (Table C.3).”)

A complete example of the prompt is given in Appendix B. For  $S_{hum}$  tasks, every 20 steps, we ask whether the planner has enough evidence about the human’s goal location, based on the system prompt, the current observation of human trajectory (Fig. 3), and the human’s utterance (e.g. “I will be organizing my bed”). Example prompts about the observed human trajectory are in Fig. 3. If the planner answers “Enough Evidence,” we proceed to ask for a high-level action (e.g. “Grab [Obj]”), providing the concatenation of the system prompt, environment prompt, and the format prompt above. On the other hand, if it answers “Not Enough Evidence,” we call “follow human.” We ask this question every 20 steps, until the “follow human” execution tool deems that either the agent lost track of the human or the human has stopped. Details are in Appendix C.3.

*Execution Tools* Upon receiving the prompt, the planner is prompted to choose a high-level action (Tab. 5); then corresponding execution tools are called. A complete list of tools are listed in Table C.3. When the execution is

**Table 5:** Execution tools for REASONER; working details/affordance in Tab. C.3.

Navigation	Manipulation
Go to Room $X$	Grab Obj
Explore Room $X$	Put Obj
Follow Human	Give Obj to Human.

done, the tool sends this message, and the prompt generator creates a new prompt and the planner calls a new tool.

## 4.2 PROMPTER

PROMPTER employs an open-loop planner. We utilize GPT 3.5 for planning and search in lieu of BERT [12] (as in the original work [19]), tailored to our dataset’s requirements. Its operational logic is straightforward: if an object has been identified on the map, PROMPTER interacts with it; otherwise, it initiates a search based on object and receptacle relationships. The planning phase utilizes a template that is populated with specific details, executed once at the task’s outset. For instance, in response to a command like “Put a shoe on the couch,” GPT 3.5 is prompted to formulate a high-level plan adhering to a structured format (e.g. “[Pick up OBJ, Put on the RECEP]”). This ensures GPT 3.5 primarily focuses on filling in the template’s variables. For  $S_{hum}$  tasks, we ask if there is enough evidence about the human goal location, based on the layout of the house and the human utterance; due to open-loop planning, we ask this only at the beginning of the task. If the planner answers “Not enough evidence”, then we add “Follow Human” as the first high-level action (so the plan becomes e.g. [Follow Human, Pick up OBJ, Give OBJ to Human]).

For the search phase, PROMPTER, in the original work, determines where to look by sampling from the logit values from a text query akin to “Something you find at [MASK] is apple.” Instead of sampling directly, we query the LLM, by integrating the latest map’s text representation into a search prompt (e.g., “In which room is the shoe likely to be? Please answer in the format of Room X.”). This caters to our dataset’s complexity, featuring multiple smaller rooms. Since object search happens multiple times, this has the same effect as sampling.<sup>4</sup>

## 5 Results and Analysis

We evaluate the baseline models against the validation and test splits of SIF.

*Oracle:* The oracle baseline replaces the learned planner of REASONER with ground-truth plans like [“Go to Room X”, “Grab Obj X”]. Its purpose is to demonstrate the most reasonable path length achievable with optimal reasoning strategies. Further information is in Appendix D.1.

*Evaluation Metrics:* Task Success is determined by whether the object is correctly placed in or on the intended receptacle—or the right room—within 600 timesteps. A clear task in  $S_{hum}$  is deemed unsuccessful if it necessitates following the human for over 50 timesteps, since unconditional probing should not be a behavior that reduces the utility of the robot. The Success Rate is calculated as the average of individual task successes across the dataset. The SPL (Success weighted by Path Length) [3] is calculated using the formula:

<sup>4</sup> We grid-search the LLM’s hyperparameters — temperature and top\_p, by trying temperature  $\in \{0.1, 0.3, 0.5\}$  and top\_p  $\in \{0.1, 0.3, 0.5\}$  in the validation set.

**Table 6: SPL** performance of PROMPTER and REASONER across splits. In each sectioned-row, the top row assumes oracle perception (semantic segmentation and manipulation); the bottom row assumes learned semantic segmentation and heuristic manipulation. To minimize the burden on API costs and time, we have limited LLM API calls for plan generation to 15 times for both PROMPTER and REASONER. SR performance is shown in Table D.4.

Model		Val Seen			Val Unseen			Test Seen			Test Unseen		
Planning	Perception	PNP	S <sub>obj</sub>	S <sub>hum</sub>	PNP	S <sub>obj</sub>	S <sub>hum</sub>	PNP	S <sub>obj</sub>	S <sub>hum</sub>	PNP	S <sub>obj</sub>	S <sub>hum</sub>
		100	100	98	100	100	100	98	100	95	98	100	100
Oracle	Oracle	47	44	59	41	35	53	49	27	71	36	47	55
	Learned												
<b>PROMPTER</b> [19]	Oracle	70	29	29	67	32	23	65	26	26	56	32	25
	Learned	17	10	11	22	8	16	27	3	14	19	7	13
<b>REASONER</b>	Oracle	81	60	29	77	49	36	74	59	29	81	52	38
	Learned	19	11	15	25	10	13	29	3	19	20	16	13

$$SPL = E_{tasks} [s \frac{L^*}{\max(L, L^*)}],$$

where  $s$  is task success,  $L$  is path-length outputted by the model for a task, and  $L^*$  is the path given by the oracle baseline. SPL is the primary metric of evaluation, because it tests correct reasoning strategies.

## 5.1 Results

Results from our experiments are presented in Table 6. This table notably shows the following facts about our dataset and baselines. First, the gap of model performance (both REASONER and PROMPTER) across PNP versus  $S_{hum}$ ,  $S_{obj}$  shows that PNP can be solved with commonsense and mechanistic combination, and the rest two tasks cannot. PROMPTER shows SPL of  $\sim 20\%$  ( $\sim 60\%$  with oracle perception) on PNP tasks, showing that these tasks are on par with existing tasks like ALFRED. Conversely, on  $S_{obj}$  and  $S_{hum}$  tasks, it shows much lower performance ( $\sim 30\%$  with reasoning alone); this shows that these tasks have challenges beyond common sense and progress tracking. The reasoning challenges of  $S_{obj}$  and  $S_{hum}$  are backed by the performance of REASONER with oracle perception/manipulation; it shows a stark contrast in PNP tasks ( $\sim 75\%$ ) and  $S_{obj}$ ,  $S_{hum}$  tasks ( $\sim 50\%$ ). Overall, REASONER shows a better performance than PROMPTER, with and without GT perception/manipulation.

Second, it shows that perception is still a bottleneck, as found in works on previous datasets [8, 32, 34]. Even the oracle baseline, which has perfect reasoning, suffers with learned semantic segmentation and manipulation. When combined with learned reasoning, the drop tends to be larger (oracle perception vs. learned perception of PROMPTER and REASONER), since the planner faces a further uncertainty from perception error.

## 5.2 Ablations and Analysis

To analyze the impact of non-reasoning components (visual perception, manipulation) on task performance, Table 7 shows the effect of using heuristic manipulation and learned segmentation across our three settings. Our findings align with previous studies [19, 32, 33], further emphasizing that segmentation continues to be a significant obstacle to progress.

The focal point of our study is reasoning. To this end, Table 8 analyzes the failure modes of REASONER and PROMPTER when they leverage accurate semantic segmentation and manipulation. This table enumerates the proportions of various reasoning error modes that we observed in unsuccessful tasks. It categorizes these errors as follows: parsing errors, where the format of the LLM’s response deviates from expectations; planning errors, which include inadequate tracking of progress and incorrect actions; strategic errors in locating humans, objects, or rooms; and actuation errors, such as mis-managing object interactions. The table lists these errors chronologically, noting that early errors like parsing mistakes can preclude later ones. Notably, strategic errors often manifest as unnecessary repetitive movements—more than five high-level navigational or exploratory actions—or as overly confident yet inaccurate predictions about a human’s location.

This table reveals several key insights. First, PNP tasks exhibit fewer strategy errors compared to the other two tasks, which happens primarily due to room grounding issues with less obvious rooms when placing objects—for instance, identifying a “study room.” This implies that PNP tasks revolve around more common-sense reasoning, such as inferring room functions from objects and familiar human activities typically associated with those rooms. In contrast,  $S_{obj}$  and  $S_{hum}$  tasks exhibit higher rates of strategy errors due to their need for a more situated understanding of human motion and activity. Second, PROMPTER’s open-loop planning leaves it more susceptible to parsing errors. Notably, PROMPTER often fails to generate a plan for instructions that, while atypical, are feasible (e.g., “Put a shoe on the couch”), responding with “I’m sorry, but I can’t comply with that request.” In contrast, REASONER exhibits fewer fundamental errors (those that precede strategy errors) and records a higher count of strategy errors. However, this does not imply that REASONER commits more strategic mistakes than PROMPTER; from Table 6, it achieves a higher number of successful tasks with correct strategic execution.

**Table 7:** Ablation SR with Oracle plan, for visual and execution errors on Val Seen & Unseen combined.

Method	PNP	$S_{obj}$	$S_{hum}$
G.T. Oracle	100	100	99
+ heuristic man.	83	78	88
+ learned seg.	64	54	78
+ both	49	49	63

**Table 8:** Reasoning Error Modes. Percentage of failed tasks for each error (w/ oracle perception) on Val Seen & Unseen combined.

Error	REASONER			PROMPTER		
	PNP	$S_{obj}$	$S_{hum}$	PNP	$S_{obj}$	$S_{hum}$
Parsing	-	5	-	46	30	-
Planning	22	15	-	-	-	-
Strategy	44	80	100	46	43	100
Obj	-	50	-	-	33	-
Room	44	30	-	46	27	-
Human	-	-	100	-	-	100
Actuation	33	-	-	8	9	-

**Table 9: Ambiguous vs Clear tasks.** SPL and SR of REASONER and PROMPTER with G.T./learned vision and manipulation on Val seen & unseen combined.

Model	Metric	G.T. Vis. & Man.				Learned Vis. & Man.			
		$S_{obj}$		$S_{hum}$		$S_{obj}$		$S_{hum}$	
		Clear	Amb.	Clear	Amb.	Clear	Amb.	Clear	Amb.
REASONER	SPL	58	55	8	47	8	12	2	22
	SR	72	77	15	75	15	18	3	33
PROMPTER	SPL	41	24	4	41	11	8	0	22
	SR	58	31	4	65	18	10	0	30

Table 9 examines model performance on clear versus ambiguous tasks. Ambiguity in  $S_{obj}$  tasks emerges when multiple potential locations exist for an object, as indicated by communicative cues (Sec. 3.1). For example, the statement “I am washing my face” becomes ambiguous when multiple bathrooms are available. Similarly, ambiguous  $S_{hum}$  tasks occur when the human could be in several different locations. Ambiguous  $S_{obj}$  tasks require a systematic search of possible locations; common failures include models fixating on the incorrect room across multiple attempts or missing a potential room altogether. Clear and ambiguous  $S_{hum}$  tasks also demand careful interpretation of the ambiguity of instructions (e.g., deciding whether to follow the human), informed by both contextual clues and observations of the environment and human movement (Fig. 3).

For  $S_{obj}$  tasks, REASONER exhibits consistent performance across both clear and ambiguous conditions, demonstrating its capability to navigate between rooms and conduct systematic searches, whereas PROMPTER displays significant performance discrepancies, struggling particularly with ambiguous scenarios. In  $S_{hum}$  tasks, both models underperform in clear tasks due to a tendency to conservatively judge that there is insufficient evidence of the human’s destination, even when only one plausible location exists. PROMPTER notably has an almost zero success rate in clear tasks, consistently concluding insufficient evidence and choosing to follow the human. Conversely, REASONER attempts some calibration but generally leans towards following the human. Qualitative analysis reveals that in ambiguous tasks, REASONER often disengages prematurely, assuming it has accumulated enough evidence.

## 6 Conclusion

We present Situated Instruction Following (SIF), a new dataset to evaluate situated and holistic understanding of language instructions. Our dataset reflects aspects of real-world instruction following: (1) ambiguous task specification, (2) evolving intent over time, and (3) dynamic interpretation influenced by agent action. SIF is carefully crafted to assess language comprehension and reasoning in situ. We show that current state-of-the-art models struggle with this level of understanding, further highlighting the complexity and uniqueness of our dataset.

## References

1. Achiam, J., Adler, S., Agarwal, S., Ahmad, L., Akkaya, I., Aleman, F.L., Almeida, D., Altenschmidt, J., Altman, S., Anadkat, S., et al.: Gpt-4 technical report. arXiv preprint arXiv:2303.08774 (2023) [4](#), [8](#)
2. Agarwal, R., Liang, C., Schuurmans, D., Norouzi, M.: Learning to generalize from sparse and underspecified rewards. In: International conference on machine learning. pp. 130–140. PMLR (2019) [5](#)
3. Anderson, P., Chang, A., Chaplot, D.S., Dosovitskiy, A., Gupta, S., Koltun, V., Kosecka, J., Malik, J., Mottaghi, R., Savva, M., et al.: On evaluation of embodied navigation agents. arXiv (2018) [4](#), [11](#)
4. Anderson, P., Wu, Q., Teney, D., Bruce, J., Johnson, M., Sünderhauf, N., Reid, I., Gould, S., Van Den Hengel, A.: Vision-and-language navigation: Interpreting visually-grounded navigation instructions in real environments. In: Proceedings of the IEEE conference on computer vision and pattern recognition. pp. 3674–3683 (2018) [2](#), [4](#)
5. Brown, T., Mann, B., Ryder, N., Subbiah, M., Kaplan, J.D., Dhariwal, P., Neelakantan, A., Shyam, P., Sastry, G., Askell, A., et al.: Language models are few-shot learners. Advances in neural information processing systems **33**, 1877–1901 (2020) [4](#)
6. Calli, B., Singh, A., Bruce, J., Walsman, A., Konolige, K., Srinivasa, S., Abbeel, P., Dollar, A.M.: Yale-cmu-berkeley dataset for robotic manipulation research. The International Journal of Robotics Research **36**(3), 261–268 (2017) [7](#)
7. Chandu, K.R., Bisk, Y., Black, A.W.: Grounding ‘Grounding’ in NLP. In: Findings of The 2021 Conference of the Association for Computational Linguistics (2021), <https://arxiv.org/abs/2106.02192> [1](#)
8. Chaplot, D.S., Gandhi, D.P., Gupta, A., Salakhutdinov, R.R.: Object goal navigation using goal-oriented semantic exploration. Advances in Neural Information Processing Systems **33** (2020) [2](#), [4](#), [5](#), [6](#), [9](#), [12](#)
9. Chen, J., Lin, B., Xu, R., Chai, Z., Liang, X., Wong, K.Y.K.: Mapgpt: Map-guided prompting for unified vision-and-language navigation. arXiv preprint arXiv:2401.07314 (2024) [4](#)
10. Collins, J., Goel, S., Deng, K., Luthra, A., Xu, L., Gundogdu, E., Zhang, X., Yago Vicente, T.F., Dideriksen, T., Arora, H., Guillaumin, M., Malik, J.: Abo: Dataset and benchmarks for real-world 3d object understanding. CVPR (2022) [7](#)
11. Das, A., Datta, S., Gkioxari, G., Lee, S., Parikh, D., Batra, D.: Embodied question answering. In: Proceedings of the IEEE conference on computer vision and pattern recognition. pp. 1–10 (2018) [2](#), [4](#)
12. Devlin, J., Chang, M.W., Lee, K., Toutanova, K.: Bert: Pre-training of deep bidirectional transformers for language understanding. arXiv preprint arXiv:1810.04805 (2018) [11](#)
13. Downs, L., Francis, A., Koenig, N., Kinman, B., Hickman, R., Reymann, K., McHugh, T.B., Vanhoucke, V.: Google scanned objects: A high-quality dataset of 3d scanned household items. In: 2022 International Conference on Robotics and Automation (ICRA). pp. 2553–2560. IEEE (2022) [7](#)
14. Dynamics, B.: Spot - the agile mobile robot (2023), available online: <https://bostondynamics.com/products/spot/> (accessed on March 6, 2024) [6](#)
15. Effenberger, A., Yan, E., Singh, R., Suhr, A., Artzi, Y.: Analysis of language change in collaborative instruction following. arXiv preprint arXiv:2109.04452 (2021) [5](#)



16. Gao, X., Gao, Q., Gong, R., Lin, K., Thattai, G., Sukhatme, G.S.: Dialfred: Dialogue-enabled agents for embodied instruction following. *IEEE Robotics and Automation Letters* **7**(4), 10049–10056 (2022) [4](#), [5](#)
17. Gu, J., Stefani, E., Wu, Q., Thomason, J., Wang, X.E.: Vision-and-language navigation: A survey of tasks, methods, and future directions. *arXiv preprint arXiv:2203.12667* (2022) [2](#), [4](#)
18. Huang, W., Xia, F., Xiao, T., Chan, H., Liang, J., Florence, P., Zeng, A., Tompson, J., Mordatch, I., Chebotar, Y., et al.: Inner monologue: Embodied reasoning through planning with language models. *arXiv preprint arXiv:2207.05608* (2022) [4](#)
19. Inoue, Y., Ohashi, H.: Prompter: Utilizing large language model prompting for a data efficient embodied instruction following. *arXiv preprint arXiv:2211.03267* (2022) [3](#), [4](#), [8](#), [11](#), [12](#), [13](#), [27](#)
20. Krantz, J., Lee, S., Malik, J., Batra, D., Chaplot, D.S.: Instance-specific image goal navigation: Training embodied agents to find object instances. *arXiv preprint arXiv:2211.15876* (2022) [4](#)
21. Ku, A., Anderson, P., Patel, R., Ie, E., Baldrige, J.: Room-across-room: Multilingual vision-and-language navigation with dense spatiotemporal grounding. *arXiv preprint arXiv:2010.07954* (2020) [4](#)
22. Leike, J., Krueger, D., Everitt, T., Martic, M., Maini, V., Legg, S.: Scalable agent alignment via reward modeling: a research direction. *arXiv preprint arXiv:1811.07871* (2018) [2](#), [5](#)
23. Li, B.Z., Tamkin, A., Goodman, N., Andreas, J.: Eliciting human preferences with language models. *arXiv preprint arXiv:2310.11589* (2023) [5](#)
24. Li, S., Sun, T., Qiu, X.: Agent alignment in evolving social norms. *arXiv preprint arXiv:2401.04620* (2024) [5](#)
25. Lian, W., Kelch, T., Holz, D., Norton, A., Schaal, S.: Benchmarking off-the-shelf solutions to robotic assembly tasks. In: *2021 IEEE/RSJ International Conference on Intelligent Robots and Systems (IROS)*. pp. 1046–1053. IEEE (2021) [4](#)
26. Liang, J., Huang, W., Xia, F., Xu, P., Hausman, K., Ichter, B., Florence, P., Zeng, A.: Code as policies: Language model programs for embodied control. In: *2023 IEEE International Conference on Robotics and Automation (ICRA)*. pp. 9493–9500. IEEE (2023) [4](#)
27. Liu, J., Yu, C., Gao, J., Xie, Y., Liao, Q., Wu, Y., Wang, Y.: Llm-powered hierarchical language agent for real-time human-ai coordination (2024) [5](#)
28. Madaan, A., Tandon, N., Gupta, P., Hallinan, S., Gao, L., Wiegrefe, S., Alon, U., Dziri, N., Prabhunoye, S., Yang, Y., et al.: Self-refine: Iterative refinement with self-feedback. *Advances in Neural Information Processing Systems* **36** (2024) [4](#), [5](#)
29. Malik, S., Anwar, U., Aghasi, A., Ahmed, A.: Inverse constrained reinforcement learning. In: *International conference on machine learning*. pp. 7390–7399. PMLR (2021) [5](#)
30. McCarthy, J., et al.: *Situations, actions, and causal laws*. Comtex Scientific (1963) [5](#)
31. Mezghan, L., Sukhbaatar, S., Lavril, T., Maksymets, O., Batra, D., Bojanowski, P., Alahari, K.: Memory-augmented reinforcement learning for image-goal navigation. In: *2022 IEEE/RSJ International Conference on Intelligent Robots and Systems (IROS)*. pp. 3316–3323. IEEE (2022) [4](#)
32. Min, S.Y., Chaplot, D.S., Ravikumar, P., Bisk, Y., Salakhutdinov, R.: Film: Following instructions in language with modular methods. *arXiv preprint arXiv:2110.07342* (2021) [4](#), [8](#), [9](#), [12](#), [13](#)

33. Min, S.Y., Tsai, Y.H.H., Ding, W., Farhadi, A., Salakhutdinov, R., Bisk, Y., Zhang, J.: Self-supervised object goal navigation with in-situ finetuning. In: 2023 IEEE/RSJ International Conference on Intelligent Robots and Systems (IROS). pp. 7119–7126. IEEE (2023) [4](#), [13](#)
34. Min, S.Y., Zhu, H., Salakhutdinov, R., Bisk, Y.: Don't copy the teacher: Data and model challenges in embodied dialogue. arXiv preprint arXiv:2210.04443 (2022) [4](#), [12](#)
35. Ouyang, L., Wu, J., Jiang, X., Almeida, D., Wainwright, C., Mishkin, P., Zhang, C., Agarwal, S., Slama, K., Ray, A., et al.: Training language models to follow instructions with human feedback. *Advances in Neural Information Processing Systems* **35**, 27730–27744 (2022) [5](#)
36. Padmakumar, A., Thomason, J., Shrivastava, A., Lange, P., Narayan-Chen, A., Gella, S., Piramuthu, R., Tur, G., Hakkani-Tur, D.: Teach: Task-driven embodied agents that chat (2021). <https://arxiv.org/abs/2110.00534> [2](#), [3](#), [4](#), [5](#)
37. Puig, X., Undersander, E., Szot, A., Cote, M.D., Yang, T.Y., Partsey, R., Desai, R., Clegg, A.W., Hlavac, M., Min, S.Y., et al.: Habitat 3.0: A co-habitat for humans, avatars and robots. arXiv preprint arXiv:2310.13724 (2023) [2](#), [8](#)
38. Qi, Y., Wu, Q., Anderson, P., Wang, X., Wang, W.Y., Shen, C., Hengel, A.v.d.: Reverie: Remote embodied visual referring expression in real indoor environments. In: *Proceedings of the IEEE/CVF Conference on Computer Vision and Pattern Recognition*. pp. 9982–9991 (2020) [4](#)
39. Reiter, R.: The frame problem in the situation calculus: A simple solution (sometimes) and a completeness result for goal regression. *Artificial and Mathematical Theory of Computation* **3** (1991) [5](#)
40. Schick, T., Dwivedi-Yu, J., Dessì, R., Raileanu, R., Lomeli, M., Hambro, E., Zettlemoyer, L., Cancedda, N., Scialom, T.: Toolformer: Language models can teach themselves to use tools. *Advances in Neural Information Processing Systems* **36** (2024) [5](#)
41. Shah, D., Osiński, B., Levine, S., et al.: Lm-nav: Robotic navigation with large pre-trained models of language, vision, and action. In: *Conference on Robot Learning*. pp. 492–504. PMLR (2023) [4](#)
42. Shinn, N., Cassano, F., Gopinath, A., Narasimhan, K., Yao, S.: Reflexion: Language agents with verbal reinforcement learning. *Advances in Neural Information Processing Systems* **36** (2024) [5](#)
43. Shridhar, M., Thomason, J., Gordon, D., Bisk, Y., Han, W., Mottaghi, R., Zettlemoyer, L., Fox, D.: Alfred: A benchmark for interpreting grounded instructions for everyday tasks. In: *Proceedings of the IEEE/CVF conference on computer vision and pattern recognition*. pp. 10740–10749 (2020) [2](#), [3](#), [4](#), [6](#), [8](#)
44. Singh, I., Blukis, V., Mousavian, A., Goyal, A., Xu, D., Tremblay, J., Fox, D., Thomason, J., Garg, A.: Progprompt: Generating situated robot task plans using large language models. In: 2023 IEEE International Conference on Robotics and Automation (ICRA). pp. 11523–11530. IEEE (2023) [4](#)
45. Song, C.H., Wu, J., Washington, C., Sadler, B.M., Chao, W.L., Su, Y.: Llm-planner: Few-shot grounded planning for embodied agents with large language models. In: *Proceedings of the IEEE/CVF International Conference on Computer Vision*. pp. 2998–3009 (2023) [3](#), [4](#), [8](#)
46. Suhr, A., Yan, C., Schluger, J., Yu, S., Khader, H., Mouallem, M., Zhang, I., Artzi, Y.: Executing instructions in situated collaborative interactions. arXiv preprint arXiv:1910.03655 (2019) [5](#)
47. Tian, Y., Yang, X., Zhang, J., Dong, Y., Su, H.: Evil geniuses: Delving into the safety of llm-based agents. arXiv preprint arXiv:2311.11855 (2023) [5](#)

48. Touvron, H., Lavril, T., Izacard, G., Martinet, X., Lachaux, M.A., Lacroix, T., Rozière, B., Goyal, N., Hambro, E., Azhar, F., et al.: Llama: Open and efficient foundation language models. arXiv preprint arXiv:2302.13971 (2023) [4](#)
49. Wang, G., Xie, Y., Jiang, Y., Mandlekar, A., Xiao, C., Zhu, Y., Fan, L., Anandkumar, A.: Voyager: An open-ended embodied agent with large language models. arXiv preprint arXiv:2305.16291 (2023) [3](#), [5](#)
50. Wang, L., Ma, C., Feng, X., Zhang, Z., Yang, H., Zhang, J., Chen, Z., Tang, J., Chen, X., Lin, Y., et al.: A survey on large language model based autonomous agents. arXiv preprint arXiv:2308.11432 (2023) [4](#)
51. Wei, J., Wang, X., Schuurmans, D., Bosma, M., Xia, F., Chi, E., Le, Q.V., Zhou, D., et al.: Chain-of-thought prompting elicits reasoning in large language models. *Advances in Neural Information Processing Systems* **35**, 24824–24837 (2022) [10](#)
52. Weihs, L., Deitke, M., Kembhavi, A., Mottaghi, R.: Visual room rearrangement. In: *Proceedings of the IEEE/CVF conference on computer vision and pattern recognition*. pp. 5922–5931 (2021) [3](#)
53. Wu, B., Yu, S., Chen, Z., Tenenbaum, J.B., Gan, C.: Star: A benchmark for situated reasoning in real-world videos. In: *Thirty-fifth Conference on Neural Information Processing Systems Datasets and Benchmarks Track (Round 2)* (2021) [5](#)
54. Wu, Y., Min, S.Y., Bisk, Y., Salakhutdinov, R., Azaria, A., Li, Y., Mitchell, T., Prabhunoye, S.: Plan, eliminate, and track—language models are good teachers for embodied agents. arXiv preprint arXiv:2305.02412 (2023) [4](#)
55. Wu, Y., Min, S.Y., Prabhunoye, S., Bisk, Y., Salakhutdinov, R.R., Azaria, A., Mitchell, T.M., Li, Y.: Spring: Studying papers and reasoning to play games. *Advances in Neural Information Processing Systems* **36** (2024) [4](#), [5](#)
56. Yang, B., Lancaster, P.E., Srinivasa, S.S., Smith, J.R.: Benchmarking robot manipulation with the rubik’s cube. *IEEE Robotics and Automation Letters* **5**(2), 2094–2099 (2020) [4](#)
57. Yang, Z., Liu, A., Liu, Z., Liu, K., Xiong, F., Wang, Y., Yang, Z., Hu, Q., Chen, X., Zhang, Z., et al.: Towards unified alignment between agents, humans, and environment. arXiv preprint arXiv:2402.07744 (2024) [5](#)
58. Yao, S., Yu, D., Zhao, J., Shafran, I., Griffiths, T., Cao, Y., Narasimhan, K.: Tree of thoughts: Deliberate problem solving with large language models. *Advances in Neural Information Processing Systems* **36** (2024) [4](#), [5](#)
59. Yao, S., Zhao, J., Yu, D., Du, N., Shafran, I., Narasimhan, K., Cao, Y.: React: Synergizing reasoning and acting in language models. arXiv preprint arXiv:2210.03629 (2022) [3](#), [4](#), [5](#), [8](#)
60. Yu, B., Kasaei, H., Cao, M.: L3mvn: Leveraging large language models for visual target navigation. arXiv preprint arXiv:2304.05501 (2023) [4](#)
61. Zhang, K., Li, J., Li, G., Shi, X., Jin, Z.: Codeagent: Enhancing code generation with tool-integrated agent systems for real-world repo-level coding challenges. arXiv preprint arXiv:2401.07339 (2024) [4](#)
62. Zhang, M.J., Choi, E.: Clarify when necessary: Resolving ambiguity through interaction with lms. arXiv preprint arXiv:2311.09469 (2023) [5](#)
63. Zhou, G., Dean, V., Srirama, M.K., Rajeswaran, A., Pari, J., Hatch, K., Jain, A., Yu, T., Abbeel, P., Pinto, L., et al.: Train offline, test online: A real robot learning benchmark. arXiv preprint arXiv:2306.00942 (2023) [4](#)
64. Zhou, G., Hong, Y., Wu, Q.: Navgpt: Explicit reasoning in vision-and-language navigation with large language models. arXiv preprint arXiv:2305.16986 (2023) [4](#)
65. Zhou, K., Zheng, K., Pryor, C., Shen, Y., Jin, H., Getoor, L., Wang, X.E.: Esc: Exploration with soft commonsense constraints for zero-shot object navigation. arXiv preprint arXiv:2301.13166 (2023) [4](#)

66. Zhou, S., Xu, F.F., Zhu, H., Zhou, X., Lo, R., Sridhar, A., Cheng, X., Bisk, Y., Fried, D., Alon, U., et al.: Webarena: A realistic web environment for building autonomous agents. arXiv preprint arXiv:2307.13854 (2023) [4](#), [5](#)
67. Zhou, X., Girdhar, R., Joulin, A., Krähenbühl, P., Misra, I.: Detecting twenty-thousand classes using image-level supervision. In: European Conference on Computer Vision. pp. 350–368. Springer (2022) [9](#)
68. Zhu, H., Kapoor, R., Min, S.Y., Han, W., Li, J., Geng, K., Neubig, G., Bisk, Y., Kembhavi, A., Weihs, L.: Excalibur: Encouraging and evaluating embodied exploration. In: Proceedings of the IEEE/CVF Conference on Computer Vision and Pattern Recognition. pp. 14931–14942 (2023) [4](#)
69. Zhu, Y., Mottaghi, R., Kolve, E., Lim, J.J., Gupta, A., Fei-Fei, L., Farhadi, A.: Target-driven visual navigation in indoor scenes using deep reinforcement learning. In: 2017 IEEE international conference on robotics and automation (ICRA). pp. 3357–3364. IEEE (2017) [4](#)

## A Task Details

### A.1 Task Filtering

Tasks that are invalid or trivial are filtered, using the oracle agent (Section 5). First, a task is invalid if, for the goal ([Obj]) asset, its  $P_e$  is not findable or  $P_t$  is not reachable. To filter tasks with invalid  $P_e$ , we check whether [Obj] was detected in the oracle agent’s semantic map during the exploration phase; to filter tasks with invalid  $P_t$ , we run the oracle agent for task phase, and filter tasks where “Grab Obj” was unsuccessful. Furthermore, a task is trivial if, for the goal ([Obj]) asset, one of  $\langle P_e, P_t \rangle$  or  $\langle P_t, P_g \rangle$  are very close or within the same receptacle. This makes the task trivial because there is not much change between exploration and task phase, or between the initial state at task phase and the goal state. We use simulator data to access the parent receptacle of [Obj] asset for  $P_e, P_t, P_g$  and filter the task if any of these belong to the same parent receptacle.

### A.2 Details on Language Directives

The complete list of arguments (Sec. 3.1) for language directives are shown in Tab.A.1 The full list of [RoomFunctionActivity] is shown in Table A.2.

**Table A.1:** Complete list of arguments ([ObjectCat], [Recep], [RoomFunction]) for language directives  $I$  and  $C$  (Sec. 3.1)

[ObjectCat]	[Recep]	[RoomFunction]
basket	chair	living room
book	shelves	bedroom
bowl	bed	kitchen
cup	toilet	dining room
hat	bench	bathroom
plate	bathtub	garage
shoe	couch	empty room
stuffed_toy	counter	dressing room
	table	study room

## B Prompt Examples

### B.1 REASONER prompt examples

We show an example prompt for a  $S_{obj}$  task (Prompt 1). Furthermore, we show an example ambiguity calibration prompt for a  $S_{hum}$  task (Prompt 2).

**Table A.2:** Human Activity, by each room function

Room	Activities
living room	watching TV; hanging out near the couch; vacuuming the living room
bedroom	preparing to sleep; organizing my bed; reading on my bed
kitchen	washing vegetables; preparing my meal; sorting groceries
dining room	setting up the table; eating dinner
bathroom	washing my face; washing my hand; taking a bath; brushing my teeth; shaving
garage	washing my car; fixing my car
empty room	meditating in the empty room; stretching in the exercise room
dressing room	choosing on my outfit; trying on clothes; organizing my clothes
study room	studying; cleaning my desk

**Prompt 1:** Example prompt for REASONER for a  $S_{obj}$  task at timestep 125.

```

1 % System Prompt
2 You are an assistive robot in a house, helping a human. Your
  observations may be incomplete or wrong.
3
4 While premapping, you saw the layout of the house; you saw
  that Room 0 has: chair, shoe on a chair, couch, book on a
  couch, table; Room 1 has: fridge, counter, cabinet; Room 2
  has: chair, bed, table. Room 3 has: chair, stuffed_toy on a
  chair, bench, table, stuffed_toy on a table. Room 4 has:
  toilet. Your observations (and the map) can be stale/
  incorrect/ missing, because the human moved objects since you
  had premapped the house, or your vision system is imperfect.
5
6 Then, a little after that, the human said 'I took a shoe and
  moved it with me. I put it in the livingroom'. A little after
  that, the human said 'I took a book and moved it with me. I
  put it in the livingroom'. A little after that, the human
  said 'I took a stuffed_toy and moved it with me. I put it in
  the livingroom'. A little after that, the human said 'I put a
  book in the livingroom'. A little after that, the human said
  'I moved a shoe. I put it in the livingroom'. After all of
  this, the human finally commanded to you: 'Put a book in
  bedroom.' "
7
8 % Environment Prompt
9 Timestep 12 : You further explored another location in room
  2. Based on the premap and the parts of the rooms that you
  scanned just now, in map 12 (at time step 12), you saw that
  Room 2 has: chair, bed, table; Your observations (and the map
  ) can be stale/ incorrect/ missing, because the human moved
  objects since you had premapped the house, or your vision
  system is imperfect.

```

```

10 Timestep 24 : You further explored another location in room
    2. Based on the premap and the parts of the rooms that you
    scanned just now, in map 24 (at time step 24), you saw that
    Room 2 has: chair, bed, table; Your observations (and the map
    ) can be stale/ incorrect/ missing, because the human moved
    objects since you had premapped the house, or your vision
    system is imperfect.
11 Timestep 125 : You checked room 0; you scanned some parts of
    it (and did not scan other parts). Based on the premap and
    the parts of the rooms that you scanned just now, in map 125
    (at time step 125), you saw that Room 0 has: chair, shoe on a
    chair, couch, book on a couch, table, shoe on a table; Your
    observations (and the map) can be stale/ incorrect/ missing,
    because the human moved objects since you had premapped the
    house, or your vision system is imperfect.
12
13 Combining your latest observations, In map 125 (at time step
    125), you saw that Room 0 has: chair, shoe on a chair, couch,
    book on a couch, table, shoe on a table; Room 1 has: fridge,
    counter, cabinet, human; Room 2 has: chair, bed, table. Room
    3 has: chair, stuffed_toy on a chair, bench, table,
    stuffed_toy on a table. Room 4 has: toilet. Your observations
    (and the map) can be stale/ incorrect/ missing, because the
    human moved objects since you had premapped the house, or
    your vision system is imperfect.
14
15 % Format Prompt
16 The human said your goal is to ‘‘Put a book in bedroom’’. The
    human may be nuanced or ambiguous. To achieve the goal,
    choose the next action among Available Actions: [‘Explore
    Room 0’, ‘Go to Room 1’, ‘Go to Room 2’, ‘Go to Room 3’, ‘Go
    to Room 4’, ‘Pick up shoe’, ‘Pick up book’, ‘Pick up shoe’, ‘
    Done!’]’ .
17
18 You are in room 0 and you can ONLY grab/ put objects inside
    Room 0. If you want to keep searching for object(s) or human
    that might exist (but you have not detected) in the current
    room, choose ‘Explore Room 0’. To go to another room, choose
    ‘‘Go to Room ’another room number’’’.
19 Please ONLY respond in the format: RESPONSE FORMAT:
    Reasoning: reason about the next action. Action: one of
    Available Actions (e.g.Explore Room 0). If task is complete,
    answer Action: Done!
20 Now, which action should you take? RESPONSE FORMAT:

```

**Prompt 2:** Example ambiguity calibration prompt for REASONER for a  $S_{hum}$  task at timestep 103.

```

1 % System Prompt

```



2 You are an assistive robot in a house, helping a human. Your observations may be incomplete or wrong.

3 While premapping, you saw the layout of the house; you saw that Room 0 has: chair, stuffed\_toy on a chair, bed, stuffed\_toy on a bed, bench, couch, stuffed\_toy on a couch, table; Room 1 has: chair, bed, couch, table, cabinet; Room 2 has: chair, bathtub, table, cabinet; Room 3 has: bed, fridge, cabinet. Room 4 has: chair, bed, fridge, table, cabinet. Room 5 has: chair, toilet, plate on a toilet, couch, book on some receptacle, bowl on some receptacle. Room 6 has: bed, toilet, fridge, cabinet. Room 7 has: toilet, bathtub, cabinet. Your observations (and the map) can be stale/ incorrect/ missing, because the human moved objects since you had premapped the house, or your vision system is imperfect.

4 Then, After all of this, the human finally commanded to you: 'Bring a shoe to me. I will be washing vegetables.' Right after the human said this, you saw the human in room 1, starting to walk towards somewhere. When you last saw the human, the human was in room 4, walking towards rooms 0, 2, 3, 6, 7.

5

6 % Environment Prompt

7 Timestep 2 : You were following the human;the human was in room 1.

8

9 Timestep 22 : You were following the human;the human was in room 1.

10

11 Timestep 42 : You were following the human;the human was in room 1.

12

13 Timestep 62 : You were following the human;the human was in room 1.

14

15 Timestep 82 : You were following the human;the human was in room 4, walking towards rooms 0, 2, 3, 4, 6, 7.

16

17 Timestep 102 : You were following the human;the human was in room 4, walking towards rooms 0, 2, 3, 6, 7.

18

19 % Format Prompt

20 Combining your latest observations, In map 102 (at time step 102), you saw that Room 0 has: chair, book on a chair, stuffed\_toy on a chair, bed, book on a bed, stuffed\_toy on a bed, bench, couch, stuffed\_toy on a couch, table, book on a table; Room 1 has: chair, book on a chair, shoe on a chair, stuffed\_toy on a chair, bed, shoe on a bed, couch, book on a couch, shoe on a couch, stuffed\_toy on a couch, table, book on a table, shoe on a table, cabinet, book on a cabinet; Room 2 has: chair, hat on a chair, bathtub, book on a bathtub,

- table, cabinet, book on a cabinet, hat on a cabinet; Room 3 has: bed, fridge, book on a fridge, cabinet, book on a cabinet. Room 4 has: chair, book on a chair, bed, book on a bed, bench, fridge, couch, book on a couch, table, book on a table, cabinet; Room 5 has: chair, book on a chair, bowl on a chair, shoe on a chair, toilet, couch, book on a couch, bowl on a couch, stuffed\_toy on a couch. Room 6 has: bed, toilet, fridge, book on a fridge, cabinet, book on a cabinet. Room 7 has: toilet, book on a toilet, bathtub, book on a bathtub, cabinet, book on a cabinet. Your observations (and the map) can be stale/ incorrect/ missing, because the human moved objects since you had premapped the house, or your vision system is imperfect.
- 21 The human said your goal is to ‘‘Bring a shoe to me. I will be washing vegetables’’. The human may be nuanced or ambiguous. Now, from the human’s utterance (Bring a shoe to me . I will be washing vegetables) and your observations of the human (When you last saw the human, the human was in room 4, walking towards rooms 0, 2, 3, 6, 7.), do you have enough evidence which room (among rooms0, 1, 2, 3, 4, 5, 6, 7 ) the human is walking towards and will stop in? Please ONLY respond in the format: RESPONSE FORMAT: Reasoning: reason about ‘ Enough Evidence’/ ‘Not Enough Evidence’. Action: choose among [‘Enough Evidence’, ‘Not Enough Evidence’]. RESPONSE FORMAT:

## B.2 PROMPTER prompt examples

We show an example planning prompt (Prompt 3) and search prompt (Prompt 4) for a  $S_{obj}$  task. Furthermore, we show ambiguity calibration prompt for a  $S_{hum}$  task (Prompt 5).

**Prompt 3:** Example planning prompt for PROMPTER for a  $S_{obj}$  task at timestep 0.

- 1 The human commanded to you: ‘Put a hat in bathroom.’ Please make a high level plan. Please answer in the format of ‘‘[Pick up OBJ, Put in the ROOM]’’. For example, ‘‘[Pick up saltshaker, Put in the bedroom]’’.

**Prompt 4:** Example search prompt for PROMPTER for a  $S_{obj}$  task at timestep 154.

- 1 You are an assistive robot in a house, helping a human. Your observations may be incomplete or wrong. While premapping, you saw the layout of the house; Room 0 has: chair, bench, couch, counter, table, ; Room 1 has: chair, bed, table, ; Room 2 has: fridge, counter, cabinet, . Room 3 has: chair, bed, . Room 4 has: chair, bed, counter, . Room 6 has: bathtub, table, cabinet, . Room 7 has: fridge, . Room 8 has: chair, toilet, cabinet. The human had said ‘I took a shoe and moved it with me. I put it in the kitchen’.; ‘I took a basket and moved it with me. I put it in the livingroom’.; ‘I took a

```
stuffed_toy and moved it with me. I put it in the bedroom'.;
'I took a basket and moved it with me. I put it in the
livingroom'.\n In which room, is the basket likely to be in?
Please answer in the format of Room X. For example, Room 1.
Please ONLY respond in the format: Answer: Room X.
```

**Prompt 5:** Example ambiguity calibration prompt for PROMPTER in a  $S_{hum}$  task at time step 0.

```
1 You are an assistive robot in a house, helping a human. Your
observations may be incomplete or wrong. While premapping, you
saw the layout of the house; Room 0 has: shelves, bathtub,
fridge, couch, table, ; Room 1 has: bed, table, ; Room 2 has:
shelves, fridge, cabinet, . Room 3 has: fridge, . Room 4 has
: chair, shelves, table, . Room 5 has: toilet, bathtub, . The
human commanded to you: 'Bring a stuffed_toy to me. I will
be in study room.' Right after the human said this, you saw
the human in room None. Now, from the human's utterance (
Bring a stuffed_toy to me. I will be in study room) and your
observations of the human, do you have enough evidence which
room (among rooms0, 1, 2, 3, 4, 5 ) the human is walking
towards and will stop in? Please choose among ['Enough
Evidence', 'Not Enough Evidence'].
```

## C Execution Details

### C.1 Map Update

In the semantic map, position of objects and humans are algorithmically updated. There are channels for the latest position of the human and the entire human trajectory. The latest human position channel is updated to the projection from the current semantic segmentation mask, upon detecting a human. A dedicated human trajectory channel tracks all observed movements; the latest timestep is inputted to the projected area from the semantic segmentation mask of the human. For grabbable objects, updates occur upon Grab Obj/Put Obj actions. When a Grab Obj action is executed and the grasper is closed, the closest target object is removed from the map, reflecting the agent's changed perception. When Put Obj is executed and the object is detected in the agent's view, the projection of the object is put back on its corresponding channel.

### C.2 Execution Tools

Execution tools for REASONER/PROMPTER and their working details/affordance are in Table C.3.

Execution Tool	Description & Affordance
<b>Navigation</b>	
Go to Room X	FMM Planner navigates to a random point in Room X.
Explore Room X	FMM Planner navigates to a random point in Room X; then, agent turns 15 times to the right to look around.
Follow Human	The last observed position of the human is given as the goal, to the human-following wrapper (more explanation is Sec. C.3) on top of FMM Planner.
<b>Manipulation</b>	
Grab Obj	The closest object within 2 meters of the grasper is grabbed, and agent’s grasper is closed.
Put Obj	Grasped object is put on the closest receptacle within 2 meters of the grasper is grabbed, and agent’s grasper is opened.
Give Obj to Human	The agent goes within 1 meter of the human and gives grasped object to human, if human is visible from current view.

**Table C.3:** Execution tools for REASONER/PROMPTER and their working details/affordance.

### C.3 Following and Anticipating the Human

When the “Follow Human” skill is called (Table C.3), REASONER and PROMPTER uses an algorithmic execution tool to follow the human. First, the latest position of the human is set as the goal, and the FMM Planner navigates until agent is within 1m. of the goal. When the goal is reached, the agent rotates 40 times to get a full  $360^\circ$  view, to scan the last location of the human. If the human is visible in a new location, this location is set as the new goal for the FMM Planner. Otherwise, stop is declared; in the prompt, it is stated that “the agent either lost track of the human or the human stopped.”

To describe human motion in prompts (illustrated in the bottom row of Fig. 3), we use the following process. If the human has been visible for over 30 timesteps, we estimate their expected position by extending a vector from their position 30 timesteps prior to their last observed position, scaled to represent 10 future timesteps. The end point of this vector is the expected human position (the green star in the middle row of Fig. 3). We then create a plane orthogonal to this vector, selecting the side opposite to the most recent human position (the depicted white side in the middle row of Fig. 3). Rooms covered more than 50% by this white area are included in the “walking towards” section of the prompt (e.g. rooms 1 and 2 at  $T = 20$  in Fig. 3). If no room meets this criterion, “walking towards” is omitted, and the prompt only mentions the current room with the human (e.g. human seen in room 1 at  $T = 60$  in Fig. 3).

## D Detailed Results

### D.1 Oracle Baseline

The oracle baseline is established by supplying the reasoner with the ground truth plan and adding exploration as required. For  $S_{obj}$  and PNP tasks, the protocol is to activate `explore_room` when the target object is not immediately found. For  $S_{hum}$  tasks, we employ a trajectory that avoids following, as this approach is consistently more efficient than those involving following, regardless of whether the tasks are clear or ambiguous. These trajectories are considered the optimal paths for computing the SPL (Success weighted by Path Length). However, there are a small number of instances when the oracle trajectory might fail, as documented in Table 6. In these cases, we default to using the maximum permitted task duration of 600 timesteps as the optimal path length for SPL calculation.

### D.2 Full Results with Success Rate

Results on success rate, that correspond to the SPL results of Table 6 are shown in Table D.4 below.

Model		Val Seen			Val Unseen			Test Seen			Test Unseen		
Planning	Perception	PNP	$S_{obj}$	$S_{hum}$	PNP	$S_{obj}$	$S_{hum}$	PNP	$S_{obj}$	$S_{hum}$	PNP	$S_{obj}$	$S_{hum}$
		PNP	$S_{obj}$	$S_{hum}$	PNP	$S_{obj}$	$S_{hum}$	PNP	$S_{obj}$	$S_{hum}$	PNP	$S_{obj}$	$S_{hum}$
Oracle	Oracle	100	100	98	100	100	100	98	100	95	98	100	100
	Learned	55	55	68	43	43	60	55	30	78	38	53	63
<b>PROMPTER</b> [19]	Oracle	73	40	45	68	43	35	68	35	38	58	40	40
	Learned	18	13	15	25	13	23	28	3	20	20	8	20
<b>REASONER</b>	Oracle	90	83	50	88	68	55	85	78	43	90	68	58
	Learned	23	15	23	33	18	20	38	5	30	28	23	18

**Table D.4: SR** performance of PROMPTER and REASONER across splits. In each sectioned-row, the top row assumes oracle perception (semantic segmentation and manipulation); the bottom row assumes learned semantic segmentation and heuristic manipulation.