

Sliding Window Bi-Objective Evolutionary Algorithms for Optimizing Chance-Constrained Monotone Submodular Functions

Xiankun Yan¹[0000-0002-2309-8034], Aneta Neumann¹[0000-0002-0036-4782], and
Frank Neumann¹[0000-0002-2721-3618]

Optimisation and Logistics, School of Computer and Mathematical Sciences,
The University of Adelaide, Adelaide, Australia
{xiankun.yan, aneta.neumann, frank.neumann}@adelaide.edu.au

Abstract. Variants of the GSEMO algorithm using multi-objective formulations have been successfully analyzed and applied to optimize chance-constrained submodular functions. However, due to the effect of the increasing population size of the GSEMO algorithm considered in these studies from the algorithms, the approach becomes ineffective if the number of trade-offs obtained grows quickly during the optimization run. In this paper, we apply the sliding-selection approach introduced in [21] to the optimization of chance-constrained monotone submodular functions. We theoretically analyze the resulting SW-GSEMO algorithm which successfully limits the population size as a key factor that impacts the runtime and show that this allows it to obtain better runtime guarantees than the best ones currently known for the GSEMO. In our experimental study, we compare the performance of the SW-GSEMO to the GSEMO and NSGA-II on the maximum coverage problem under the chance constraint and show that the SW-GSEMO outperforms the other two approaches in most cases. In order to get additional insights into the optimization behavior of SW-GSEMO, we visualize the selection behavior of SW-GSEMO during its optimization process and show it beats other algorithms to obtain the highest quality of solution in variable instances.

Keywords: chance constraints · submodular function · evolutionary algorithms · runtime analysis.

1 Introduction

Evolutionary algorithms (EAs) have been successfully applied to solve a wide range of complex combinatorial optimization problems. The algorithms have received both theoretical and empirical studies, showing their ability to obtain good solutions within a reasonably expected runtime for problems with deterministic settings [3,7,8,11,19,26,31]. Additionally, it has been observed that some EAs also perform effectively on stochastic and dynamic optimization problems. Researchers are actively investigating the advantages and limitations of EAs in solving such problems, particularly within the field of evolutionary computation theory. A variety of studies [12,14,20,18,27,29,32] have been

conducted, presenting both the challenges and the advanced implications of these algorithms.

In a stochastic environment, completely eliminating the negative and uncertain impact of stochastic components is challenging. Therefore, it is crucial to minimize these negative effects to prevent unpredictable disruptions in most complex systems. Chance constraint [1,5,9,15,22,23,24,25] is a useful technique for handling the effects of stochastic circumstances. It allows the deterministic bound in the constraint to be violated, but only with a very small probability during optimization. However, directly evaluating chance constraints is complex and time-consuming. A practical approach is to transform the stochastic constraint into its corresponding deterministic equivalent for a given confidence level, rather than statistically calculating the probability of violation when optimizing chance-constrained problems with known distribution elements [30,32].

Submodular functions [16] represent various problems where the incremental benefit of adding solution elements diminishes with the increasing solution size. The optimization of submodular functions is significantly challenging and has been extensively investigated with different types of constraints in previous work [10,13,16,21,27,33,34]. In the paper, we study a chance-constrained version of the submodular optimization problem subject to a knapsack constraint. The problem seeks to find a subset of stochastic elements that maximizes the submodular function value, while ensuring that the actual weight exceeds a given bound with a very small probability. In the previous research, Doerr et al [4] analyzed the performance of the greedy algorithms on the problem. They constructed the surrogate functions using the tail inequalities (Chernoff bound and one-sided side Chebyshev's inequality) to handle the chance constraint. Their findings demonstrated the greedy algorithms can achieve $(1 - o(1))(1 - 1/e)$ -approximation and $(1/2 - o(1))(1 - 1/e)$ -approximation for the problem with the uniform independent and identically distributed (IID) weights and the uniform weights with the same dispersion respectively. Subsequently, Neumann et al., [17] applied the *Global Simple Evolutionary Multi-objective Algorithm* (GSEMO) to the same problem. They employed a similar surrogate approach for estimating violation probability as done in [4] and considered both the submodular function value and the probability as objectives in their bi-objective fitness function. Their theoretical analysis demonstrated that the GSEMO can achieve similar approximation results as [17] within an expected runtime related to the max population size that it can generate. Additionally, their experimental results indicated that the GSEMO could obtain better solutions than the greedy algorithm and other evolutionary algorithms, in solving the problem involving uniform IID weights.

However, the runtime analysis presented in [17] indicates that the growing population size significantly impacts the efficiency of the GSEMO. This is particularly evident when dealing with uniform weights of the same dispersion, where the GSEMO can quickly maintain an exponential number of trade-off solutions in the population. To address this inefficiency, the sliding-selection approach has been introduced, leading to the development of an improved version of GSEMO, named the Sliding Window GSEMO (SW-GSEMO). Neumann and Witt [21] firstly presented the SW-GSEMO's enhanced performance in solving submodular problems with deterministic weights. In brief, the sliding-selection method involves defining a weight window of size one, which is de-

terminated based on the given bound and the ratio of the current time to the total time. A solution is eligible for selection as a parent if its weight falls within the current window; otherwise, the algorithm uniformly selects one individual from the current population.

Within this paper, the SW-GSEMO is slightly updated in terms of the window selection method for optimizing chance-constrained monotone submodular functions. The individuals that are in the window are still potential parents for the mutation, however, when there is no individual in the window area, the algorithm chooses a current solution with the largest function value as the parent for the next mutation unless the current time exceeds the time budget. Following the approach in [17], the fitness function in our algorithm contains two objectives: the evaluated weight and the function value of the solution. We also employ the same surrogate methods based on tail inequalities for weight evaluation. Our study includes settings that include both IID weights, and uniform weights with the same dispersion. Our analysis reveals that the incorporation of the sliding-selection approach reduces the impact of growing population size on the expected runtime. As a result, the expected runtime of the SW-GSEMO to achieve similar expected approximation results shows improvement. Additionally, we empirically assess the performance of the SW-GSEMO on the maximum coverage problem under various settings, bounds, and violation probabilities. We compare its results with those from the original GSEMO and the Non-Dominated Sorting Genetic Algorithm II (NSGA-II). The initial solutions of all algorithms are empty sets and the NSGA-II uses population sizes of 20 and 100 respectively. Furthermore, we provide a visualization of the sliding window’s operation during optimization. Our investigation also seeks why algorithms using surrogates based on the Chernoff bound perform better than those using the one-sided Chebyshev’s inequality when the probability is smaller.

The paper is structured as follows. Section 2 introduces the chance-constrained monotone submodular problem and the investigated settings. Section 3 describes the adopted multi-objective evolutionary algorithms. Our theoretical runtime analysis and proofs of the SW-GSEMO are presented in Section 4. Then we investigate the performance of the different algorithms and visualize the selection behavior in Section 5. Finally, we end with some conclusions in Section 6.

2 Preliminaries

Given a set $V = \{v_1, \dots, v_n\}$, we consider the optimization of a monotone submodular function $f : 2^V \rightarrow \mathbb{R}_+$. A function is called monotone iff for every $S, T \subseteq V$ with $S \subseteq T$, $f(S) \leq f(T)$ holds. A function f is called submodular iff for every $S, T \subseteq V$ with $S \subseteq T$, $v_i \in V$ and $v_i \notin T$, $f(S \cup \{v_i\}) - f(S) \geq f(T \cup \{v_i\}) - f(T)$ holds. We consider the optimization of such a function f subjected to the chance constraint where each element v_i takes on a random weight $W(v_i)$. Here, the chance-constrained optimization problem can be formulated as

$$\begin{aligned} & \text{Maximize} && f(S) \\ & \text{S.t.} && \Pr[W(S) > B] \leq \alpha, \end{aligned}$$

where $W(S) = \sum_{v_i \in S} W(v_i)$ is the total weight of the subset S , and B is the given deterministic bound. The parameter α quantifies the probability of exceeding the bound B that can be tolerated.

Following previous work [4,17], we consider two different settings, which are (1) *Uniform IID Weights*: the weight of each element $v_i \in V$ is sampled from the uniform distribution with the same expected value $E_W(v_i) = a$ and dispersion $\delta(v_i) = d$ (i.e., $W(v_i) \in [a - d, a + d]$ and $0 < d \leq a$); and (2) *Uniform Weights with the Same Dispersion*: the weight of element $v_i \in V$ is sampled from the uniform distribution with the different expected value $E_W(v_i) = a_i$ but the same dispersion $\delta(v_i) = d$ (i.e., $W(v_i) \in [a_i - d, a_i + d]$ and $0 < d \leq a_i$). In both settings, we assume that the expected weight of each element is a positive integer. For further discussion, the subset S is encoded as a decision vector $x = x_1, x_2, \dots, x_n$ with length n , where $x_i = 1$ means that the element $v_i \in V$ is selected into the subset S . Besides, we denote $|x|_1$ the number of elements packed into the subset S . Since all the settings are based on the uniform distribution, we have the expected weight and variance of the solution x as

$$E[W(x)] = \sum_{i=0}^n E_W(v_i)x_i,$$

and

$$Var[W(x)] = d^2|x|_1/3.$$

To handle the chance constraint, we establish the surrogate function based on *One Chebyshev's inequality* and *Chernoff bound* as described in the previous work [4,17]. The weight calculated by different surrogate functions are respectively formulated as

$$W_{cheb}(x, \alpha) = E[W(x)] + \sqrt{\frac{(1 - \alpha)Var[W(x)]}{\alpha}},$$

and

$$W_{chern}(x, \alpha) = E[W(x)] + \sqrt{3d|x|_1 \ln(1/\alpha)}.$$

It had been proved that if the surrogate weight of a solution x is less than the bound B , then x is feasible [4].

3 Multi-Objective Evolutionary Algorithm

Within the paper, we primarily investigate multi-objective evolutionary algorithms on the given monotone submodular problem. Each solution is considered to be a two-dimensional search point in the objective space. The bi-objective fitness function of the solution x is expressed as

$$g_1(x) = \begin{cases} f(x) & g_2(x, \alpha) \leq B \\ -1 & g_2(x, \alpha) > B \end{cases} \quad (1)$$

$$g_2(x, \alpha) = W_{sg}(x, \alpha), \quad (2)$$

Algorithm 1 GSEMO**Input:** Probability α , bound B **Output:** the best individual x

-
- 1: Set $x = 0^n$;
 - 2: $P \leftarrow \{x\}$;
 - 3: **repeat**
 - 4: Choose $x \in P$ uniformly at random;
 - 5: $y \leftarrow$ flip each bit of x with probability $\frac{1}{n}$;
 - 6: **if** $\nexists w \in P : w \succ y$ **then**
 - 7: $P \leftarrow (P \setminus \{z \in P \mid y \succeq z\}) \cup \{y\}$;
 - 8: **end if**
 - 9: **until** stop;
-

Algorithm 2 SW-GSEMO**Input:** Total time t_{max} , probability α , bound B **Output:** the best individual x

-
- 1: Set $x = 0^n$;
 - 2: $P \leftarrow \{x\}$;
 - 3: $t \leftarrow 0$;
 - 4: **repeat**
 - 5: $t = t + 1$
 - 6: Choose $x = \text{sliding-selection}(P, t, t_{max}, \alpha, B)$;
 - 7: $y \leftarrow$ flip each bit of x with probability $\frac{1}{n}$;
 - 8: **if** $\nexists w \in P : w \succ y$ **then**
 - 9: $P \leftarrow (P \setminus \{z \in P \mid y \succeq z\}) \cup \{y\}$
 - 10: **end if**
 - 11: **until** $t \geq t_{max}$;
-

where $f(x)$ denotes the submodular function value of x , $W_{sg}(x, \alpha)$ denotes the surrogate weight of x . Let $y \in \{0, 1\}^n$ be another solution in the search space. We say that x (weakly) dominates y ($x \succeq y$) iff $g_1(x) \geq g_1(y)$ and $g_2(x, \alpha) \leq g_2(y, \alpha)$. Note that the infeasible solution is strongly dominated by the feasible one because of the objective function g_1 . Besides, the objective function g_2 guides the generated solutions approach to the feasible search space.

In previous work [17], the GSEMO (see Algorithm 1) is studied on the chance-constrained monotone submodular problem. Here the GSEMO starts with an initial solution represented by a 0^n bitstring, signifying an empty set. During the optimization, it maintains a set of non-dominated solutions, continually updating this set as new solutions are generated. In each iteration, the GSEMO randomly and uniformly selects an individual x from the population to serve as a parent for creating offspring y via a standard bit-flip operator, which flips each bit of x independently with a probability of $1/n$. The offspring y is accepted into the population if it is not strictly dominated by any existing solution. Subsequently, any solution in the population that is weakly dominated by y is removed.

Algorithm 3 sliding-selection**Input:** Population P , current iteration t , total time t_{max} , probability α , bound B **Output:** the selected individual x

```

1: if  $t \leq t_{max}$  then
2:    $\hat{c} \leftarrow (t/t_{max}) \cdot B$ ;
3:    $\hat{P} = \{x \in P \mid \lfloor \hat{c} \rfloor \leq g_2(x, \alpha) \leq \lceil \hat{c} \rceil\}$ ;
4:   if  $\hat{P} = \emptyset$  then
5:      $P' \leftarrow \{x \in P \mid g_2(x, \alpha) \leq \lfloor \hat{c} \rfloor\}$ 
6:      $x \leftarrow \operatorname{argmax}_{x' \in P'} g_1(x')$ ;
7:   else
8:     Choose  $x \in \hat{P}$  uniformly at random;
9:   end if
10: else
11:   Choose  $x \in P$  uniformly at random;
12: end if
13: Return  $x$ ;

```

The modified SW-GSEMO algorithm is outlined in Algorithm 2. It also begins with a 0^n bitstring, maintains a population of non-dominating individuals, and employs the standard mutation to generate offspring. However, it differs from the GSEMO in its parent selection method, which defines a sliding window (see Algorithm 3) to select the potential parents instead of applying the random uniform selection in the whole population directly. Within this method, given the total runtime t_{max} and the current time t , a current bound \hat{c} is defined as $\hat{c} = t \cdot B/t_{max}$. A window is established as an interval between $[\lfloor \hat{c} \rfloor, \lceil \hat{c} \rceil]$. Unlike the deterministic case where it selects solutions based on deterministic weight, the SW-GSEMO chooses some eligible individuals whose surrogate weights fall within this window. The parent is then randomly selected from these eligible solutions. As the current time t increases, the SW-GSEMO would select solutions with larger surrogate weights that are still within the window. When no individual lies within the current window, the SW-GSEMO generates a sub-population P' where the solution x from the original population has the surrogate weight $g_2(x)$ that is lower than $\lfloor \hat{c} \rfloor$. Then the solution $x' \in P'$ with the largest g_1 -value is assigned for the mutation. Moreover, when $t \geq t_{max}$, the SW-GSEMO reverts to selecting parents from the entire population P , similar to the GSEMO.

4 Performance of SW-GSEMO based on Surrogate

To illustrate that the SW-GSEMO works more efficiently in optimizing the chance-constrained monotone submodular problem than the GSEMO, the expected runtime of SW-GSEMO with the surrogates to reach the same expected result for the problem is analyzed in this section.

4.1 Uniform IID Weights

The previous work [17] illustrates that the classical GSEMO reaches a $(1 - o(1))(1 - 1/e)$ -approximation for the chance-constrained problem with uniform IID weights in

the expected time $O(nk(k + \log n))$, where $k = \min\{n + 1, \lfloor (B/a) + 1 \rfloor\}$. However, with the help of the sliding-selection, the size of the potential parents is bounded, so the time to get a result with the same approximation is optimized.

Theorem 1. *Consider SW-GSEMO with $t_{max} = ekn \ln(nk)$ on a monotone submodular function f under a chance constraint with uniform IID weights. Then with probability $1 - o(1)$, the time that the algorithm finds a solution is no worse than $(1 - o(1))(1 - 1/e)$ -approximation is bounded by $O(nk \log n)$ if $\lfloor B/a \rfloor = \omega(1)$.*

Proof. Let $k_{opt} = \lfloor B/a \rfloor$. As far as the previous work [17] proved, the initial bitstring 0^n will stay in the population since it is the best individual with respect to $g_2(0^n, \alpha) = 0$. Besides, note that g_2 is a strictly monotonically increasing function with the number of elements, and solutions with the same number of elements have the same g_2 -value because of the IID weights. From [17], it says that the element x_j with the largest marginal gain $g_1(x \cup \{x_j\}) - g_1(x)$ to the solution x is picked up in the mutation with the probability $\Omega(1/en)$, the solution $x^* = \{x_1, \dots, x_{k^*}\}$ that includes the largest k^* elements is kept in population and satisfies the chance constraint, and x^* holds

$$f(x^*) \geq (1 - (1 - k_{opt})^{k^*}) \cdot f(OPT).$$

Note that $k^* < k_{opt} \leq k$ because of the chance constraint.

We denote x_j^* a subset of x^* with first j elements (i.e., $1 \leq j \leq k^*$ and $x_j^* = \{x_1, \dots, x_j\} \subseteq x^*$). First, we consider how the SW-GSEMO includes the element $x_{j+1} \in x^*$ when the solution x_j^* is not dominated by other solutions from the population. Recall that the solution with an empty set is kept in the population already at the beginning. Besides, the surrogate weight of x_j^* is increasing with respect to j . We assume that the solution x_j^* is in the population at time $t_j := enW_{sg}(x_j^*) \ln(nk)$. By definition of \widehat{P} , x_j^* is available for the selection up to time

$$t_{j+1} - 1 = e(W_{sg}(x_j^*) + 1)n \ln(nk) - 1$$

since

$$\left\lfloor \frac{e(W_{sg}(x_j^*) + 1)n \ln(nk) - 1}{t_{max}} \cdot B \right\rfloor = \lfloor W_{sg}(x_j^*) \rfloor.$$

Furthermore, since $0 < d \leq a$ and $\lceil \hat{c} \rceil - \lfloor \hat{c} \rfloor = 1$, the size of \widehat{P} is at most 1 with the effect from the dispersion d . Consequently, the probability of choosing the subset x_j^* and mutating the element x_{j+1} is at least $1/en$ between the time t_j and $t_{j+1} - 1$, i.e., for a period of $en \ln(nk)$ steps, the probability of those events not processing is at most

$$(1 - 1/(en))^{en \ln(nk)} \leq 1/nk.$$

Then, we study the case where the solution x_j^* is dominated by an individual solution y with a larger g_1 -value from the population. That also means x_j^* is not in the current window at time t_j . We denote y' as the solution if it exists in the current window. Regarding the domination scheme of the algorithm, it implies that $g_1(x_j^*) \leq g_1(y) < g_1(y')$ and $g_2(y, \alpha) < g_2(x_j^*, \alpha) \leq g_2(y', \alpha)$. Considering the Line 6 of sliding-selection in Algorithm 3, the SW-GSEMO uses the solution y' (or y when no individual is in the current

window) for the next mutation. With the probability of at least $1/en$, the element x_{j+1} can be added to the selected solution within the same time period. Consequently, the failure probability is also at most $1/kn$. Besides, the feasible offspring still satisfies $f(y' \cup \{x_{j+1}\}) \geq f(x_{j+1}^*) \geq (1 - (1 - k_{opt})^{j+1}) \cdot f(OPT)$.

By a union bound over the at most k required successes, the probability of missing including x_{j+1} to the solution in the period by time t_j is $O(1/n)$. Then following [17], applying the surrogate for bounding the value of k^* can get $(1 - o(1))(1 - 1/e)$ -approximation. \square

4.2 Uniform Weights with the Same Dispersion

Following the definition from [17], we use the objective function $\hat{g}_2 = E_W(x)$ instead of g_2 and the already mentioned objective function g_1 in the two-dimensional fitness function. Thus, the fitness of a solution x is evaluated by $\hat{g}(x) = (g_1(x), \hat{g}_2(x))$. Consequently, it has another solution y such that y is (weakly) dominated by x iff $\hat{g}_1(x) \geq \hat{g}_1(y)$ and $\hat{g}_2(x) \leq \hat{g}_2(y)$. Note that $\hat{g}_2(x)$ will be also used in Algorithm 3.

Additionally, let $a_{max} = \max_{v_i \in V} a_i$, $a_{min} = \min_{v_i \in V} a_i$, and $0 < \delta \leq a_{min}$. Then we show that the SW-GSEMO can get a result with $(1/2 - o(1))(1 - 1/e)$ -approximation in an efficient runtime if the solution has at least one element (i.e., $B/a_{max} = \omega(1)$) in the following theorem.

Theorem 2. *Let P_{max} be the maximal size of the population. Consider SW-GSEMO with $t_{max} = 2en(B/a_{min}) \ln(nB/a_{min})$ on a monotone submodular function under a chance constraint with uniform weights having the same dispersion. Then with probability $1 - o(1)$, a solution that is no worse than $(1 - 1/2)(1 - o(1))$ -approximation is obtained within time $O(n((B/a_{min}) \log n + P_{max}))$.*

Proof. Following the proof of theorem 2 in [17], we also adopt \hat{g}_2^* , the maximal \hat{g}_2 -value for which $\hat{g}_2 \leq \hat{g}_2^*$, to track the progress of the SW-GSEMO. Recall that the bitstring 0^n exists in the population at the beginning and \hat{g}_2^* is non-decreasing. Considering a chosen solution x for mutation, the algorithm flips a 0-bit of x corresponding to the largest ratio between the additional gain in g_1 and \hat{g}_2 . After mutation, the generated solution y holds

$$g_1(y) \geq \left[1 - \left(1 - \frac{\hat{g}_2^* + a_{min}}{B(k+1)} \right)^{k+1} \right] \cdot f(OPT),$$

where $k = |y|_1$ and OPT is the deterministic optimal solution for the problem with the deterministic uniform weight setting. Note that \hat{g}_2^* increase by at least a_{min} .

First, we consider such solution x is not dominated by any solution in the current population. We prove that the solution x is chosen and such mutation in x happens with a high probability in the SW-GSEMO. Note that the $\hat{g}_2(x)$ is growing with respect to its size of elements k . By the definition of the subset \hat{P} , such mutation happens in the time between $2en\hat{g}_2(x) \ln(nB/a_{min})$ to $2en(\hat{g}_2(x) + 1) \ln(nB/a_{min}) - 1$, since

$$\left\lfloor \frac{2en(\hat{g}_2(x) + 1) \ln(nB/a_{min}) - 1}{t_{max}} \cdot B \right\rfloor = \hat{g}_2(x).$$

Thus, the available period is $2en \ln(nB/a_{min})$. Since $\lceil \hat{c} \rceil - \lfloor \hat{c} \rfloor = 1$, the size of \hat{P} consequently is bound by 2 as $\hat{g}_2(x) = E_w(x)$ (recall the setting where all the expected weights are positive integers). Then we have such one bit of flipping that occurs with a probability of at least $1/2en$. Furthermore, the probability of the mutation that does not happen in the period is bounded by

$$(1 - 1/(2en))^{2en \ln(nB/a_{min})} \leq \frac{1}{n(B/a_{min})}.$$

Now we investigate the case when there is a solution y' dominates the solution x . That means x does not exist in the current window at the time $2en\hat{g}_2(x) \ln(nB/a_{min})$. Recall that there are at most two individuals in the current window. We denote them by y'_1 and y'_2 , which are satisfies $g_1(x) \leq g_1(y') < g_1(y'_1) < g_1(y'_2)$ and $\hat{g}_2(y') \leq \hat{g}_2(x) = \hat{g}_2(y'_1) < \hat{g}_2(y'_2)$ (or $\hat{g}_2(y') \leq \hat{g}_2(y'_1) < \hat{g}_2(x) = \hat{g}_2(y'_2)$). Regarding the sliding selection, Both solutions y'_1 and y'_2 (or y' when no individual is in the current window) are good to be selected for the mutation since their function values are larger than the value of solution x . Therefore, such a 1-bit flipping to get a qualified solution y is under the probability $1/en$. Within the same period, the probability of failure is bounded by $o(a_{min}/nB)$.

By a union bound over at most B/a_{min} required successes, the probability of failing to achieve at least one success is at most $1/n$. Therefore, the solution y can be obtained in the SW-GSEMO with the probability of at least $1 - 1/n = 1 - o(1)$.

Let x^* be the feasible solution with $|x^*|_1 = k^*$ in the population, which has the largest surrogate weights. Here we consider the single element v^* having the largest g_1 -value but not included in x^* . Following the work [17], the algorithm can obtain a solution x' that only contains v^* from the initial solution 0^n by flipping only one zero bit in the expected time $O(P_{max}n)$, where P_{max} is the maximal size of population for the algorithm. Then after applying the surrogate for bounding the value of k^* as desired in [17], the quality of x^* or x' is $(1/2 - o(1))(1 - 1/e)$. Finally, the expected time of SW-GSEMO to get the expected result is $O(n((B/a_{min}) \log n + P_{max}))$. \square

Backing into the special case of uniform IID weights, we note that $a = a_{max} = a_{min}$, the size of the population is at most $k = \min\{n + 1, \lfloor B/a \rfloor + 1\}$, and the solution x^* already contains the element with the largest g_1 -value. Besides, as the effect of the uncertainty, the window only includes at most 1 solution. Therefore, x^* gives a $(1 - o(1))(1 - 1/e)$ - approximation and the expected time to get x^* is bounded by $O(nk \log n)$, which matches the result proved in Theorem 1.

5 Experiments

The experimental investigations of the SW-GSEMO based on the different surrogate functions are proposed here. The results are compared with those generated from the GSEMO and the NSGA-II in various instances.

5.1 Experimental setup

The maximum coverage problem (MCP) based on the graph [6,10] is studied in the experiments, which is one of the famous submodular combinatorial optimization problems. For the MCP, given an undirected graph $G = \{V, E\}$ with $n = |V|$ nodes, we denote $N(V')$ the number of all nodes of $V' \subseteq V$ and their neighbors in the graph G . The goal of the problem is to find a subset of nodes V' so that the nodes in the subset can cover more to their neighbors and themselves under the chance constraint with a deterministic bound B . Also, each node $v \in V$ has a stochastic weight $W(v)$. Therefore, the chance-constrained version of the problem is formulated as

$$\operatorname{argmax}_{V' \subseteq V} N(V') \text{ s.t. } Pr[W(V') > B] \leq \alpha. \quad (3)$$

Here some larger sparse graphs from the network data repository [28] are considered to construct the instance of MCP. The previous works [17] studied the performance of GSEMO on the problem based on some small and dense graphs and showed it can easily cover most nodes even given a small bound. Thus, utilizing the larger sparse graphs can help us easily compare the results between the different algorithms. Those graphs *ca-CSphd*, *ca-GrQc*, and *ca-ConMat* are applied, which respectively contain 1, 882, 4, 158, and 21, 363 nodes.

For the experiments under uniform IID weights, each node v is assigned a unit expected weight (i.e., $a = 1$) and the dispersion $d = 0.5$. Additionally, for the experiments considering uniform weights with the same dispersion, the expected weight of each node is based on its degree, which is expressed as $a_i = D(v_i) + 1$ where $D(v_i)$ is the degree of v_i in graph G . For the dispersion, we set $d = 1$ to ensure $d \leq a_i$. Besides, we employ $B \in \{\sqrt{n}, \lfloor n/20 \rfloor, \lfloor n/10 \rfloor\}$ to ensure that the bounds are proportional to the number of nodes in the graphs under study.

For all experiments, the problem is tested with $\alpha \in [0.001, 0.1]$. In terms of the GSEMO and the SW-GSEMO, the total iterations (or total time) are considered different as $t_{max} \in \{500000, 1000000, 1500000\}$. Regarding the NSGA-II, the initial solutions are set to the 0^n strings. Its population sizes are set as 20 and 100 with the numbers of generated children 10 and 50 respectively. Thus, to keep the same fitness evaluation counts as other algorithms, the max iterations for the NSGA-II are $t_{max}/10$ and $t_{max}/50$ respectively. Moreover, we adopt the Kruskal-Wallis test with 95% confidence in order to assess the statistical validity of our results. The Bonferroni post-hoc statistical procedure is employed for multiple comparisons of a control algorithm [2]. For the given instance, $X^{(+)}$ is equivalent to the statement that the algorithm in the column is statistically better than the algorithm X for the tested instance. Conversely, $X^{(-)}$ is equivalent to the statement that X outperformed the algorithm, while $X^{(=)}$ demonstrates that the algorithm given in the column and X have a comparable performance.

5.2 Experimental results

In the experiments, we first investigate the performance of SW-GSEMO on the problem with different settings. Then, we visualize and demonstrate the behavior of the sliding-selection approach working in the optimization.

Table 1: Results for maximum coverage problem with IID weight

Graph	Surrogate	B	t_{max}	α	GSEMO with $W_{cheb}(1)$			SW-GSEMO with $W_{cheb}(2)$			NSGA-II ₂₀ with $W_{cheb}(3)$			NSGA-II ₁₀₀ with $W_{cheb}(4)$																		
					Mean	std	stat	Mean	std	stat	Mean	std	stat	Mean	std	stat																
ca-CondaMat	Chebyshev	146	1500000	0.1	5588	47.265	2(-,3(+),4(-))	6790.966	12.335	1(+,3(+),4(+))	5187.966	95.708	1(-,2(-),4(-))	6330.3	36.893	1(+,2(-),3(+))																
				0.001	4153.733	43.338	2(-,3(+),4(-))	4748.166	7.585	1(+,3(+),4(+))	3802.733	75.95	1(-,2(-),4(-))	4531.83	33.061	1(+,2(-),3(+))																
				1000000	0.1	5500.73	47.67	2(-,3(+),4(-))	6771.366	16.3	1(+,3(+),4(+))	4945.9	113.293	1(-,2(-),4(-))	6281	46.322	1(+,2(-),3(+))															
				0.001	3957.5	40.782	2(-,3(+),4(-))	4736.133	10.375	1(+,3(+),4(+))	3709.06	96.656	1(-,2(-),4(-))	4496.7	28.765	1(+,2(-),3(+))																
				500000	0.1	4818.53	47.71	2(-,3(+),4(-))	6708.366	27.316	1(+,3(+),4(+))	4685.333	114.8373	1(-,2(-),4(-))	6115.233	54.393	1(+,2(-),3(+))															
				0.001	3648.3	65.33	2(-,3(+),4(-))	4581.633	36.88	1(+,3(+),4(+))	3469.766	73.953	1(-,2(-),4(-))	4395.566	43.076	1(+,2(-),3(+))																
				1068	1500000	0.1	11787.533	57.133	2(-,3(+),4(-))	16650.933	14.163	1(+,3(+),4(+))	12284.866	142.248	1(-,2(-),4(-))	13394.133	75.448	1(+,2(-),3(+))														
				0.001	10893.9	61.683	2(-,3(+),4(-))	15217.3	14.45	1(+,3(+),4(+))	10950.3	122.3	1(-,2(-),4(-))	12241.966	72.716	1(+,2(-),3(+))																
				1000000	0.1	11194.23	72.488	2(-,3(+),4(-))	16573.6	19.608	1(+,3(+),4(+))	11623.93	119.467	1(+,2(-),4(-))	13164.2	60.07	1(+,2(-),3(+))															
				0.001	10364.53	58.95	2(-,3(+),4(-))	15145.666	14.485	1(+,3(+),4(+))	9987.13	123.936	1(-,2(-),4(-))	12040.166	99.78	1(+,2(-),3(+))																
				500000	0.1	9474.733	111.851	2(-,3(+),4(-))	16368.6	27.005	1(+,3(+),4(+))	10729.133	180.573	1(+,2(-),4(-))	12708.533	82.447	1(+,2(-),3(+))															
				0.001	9344.733	84.931	2(-,3(+),4(-))	14947.6	22.553	1(+,3(+),4(+))	9502.2	142.003	1(+,2(-),4(-))	11581.066	84.55	1(+,2(-),3(+))																
2136	1500000	0.1	12749.533	93.378	2(-,3(+),4(-))	20078.833	11.066	1(+,3(+),4(+))	16361.766	67.76	1(+,2(-),4(-))	16243.166	68.601	1(+,2(-),3(+))																		
															0.001	12730.3	91.025	2(-,3(+),4(-))	19327.433	11.221	1(+,3(+),4(+))	15224.733	66.313	1(+,2(-),4(-))	15403.133	96.35	1(+,2(-),3(+))					
															1000000	0.1	11520.966	129.843	2(-,3(+),4(-))	20016.2	16.172	1(+,3(+),4(+))	15696.5	116.216	1(+,2(-),4(-))	16020.633	88.739	1(+,2(-),3(+))				
															0.001	11500.633	114.875	2(-,3(+),4(-))	19245.233	15.532	1(+,3(+),4(+))	14544.63	98.014	1(+,2(-),4(-))	15155.4	74.248	1(+,2(-),3(+))					
															500000	0.1	9488.333	90.631	2(-,3(+),4(-))	19822.566	20.619	1(+,3(+),4(+))	14592.466	104.587	1(+,2(-),4(-))	14734.2	230.948	1(+,2(-),3(+))				
															0.001	9483.6	88.03	2(-,3(+),4(-))	19030.533	21.451	1(+,3(+),4(+))	13456.133	89.165	1(+,2(-),4(-))	14399.233	152.192	1(+,2(-),3(+))					
															ca-CondaMat	Chernoff	146	1500000	0.1	5321.1333	40.291	2(-,3(+),4(-))	6424.2	10.403	1(+,3(+),4(+))	4931.833	82.145	1(-,2(-),4(-))	6018.066	41.946	1(+,2(-),3(+))	
																			0.001	5027.166	49.31	2(-,3(+),4(-))	5994.833	10.96	1(+,3(+),4(+))	4622.866	96.07	1(-,2(-),4(-))	5652.833	41.121	1(+,2(-),3(+))	
																			1000000	0.1	5059.6	39.678	2(-,3(+),4(-))	6397.966	14.943	1(+,3(+),4(+))	4755.133	73.411	1(-,2(-),4(-))	5954.966	50.251	1(+,2(-),3(+))
																			0.001	4784.766	54.93	2(-,3(+),4(-))	5979.9	16.912	1(+,3(+),4(+))	4441.5	126.327	1(-,2(-),4(-))	5582.666	38.594	1(+,2(-),3(+))	
																			500000	0.1	4625.4	60.563	2(-,3(+),4(-))	6328.2	31.971	1(+,3(+),4(+))	4443.2	84.517	1(+,2(-),4(-))	5787.266	63.911	1(+,2(-),3(+))
																			0.001	4344.33	59.972	2(-,3(+),4(-))	5898.133	22.47	1(+,3(+),4(+))	4170	103.826	1(+,2(-),4(-))	5437.7	43.076	1(+,2(-),3(+))	
1068	1500000	0.1	11632.833	52.573	2(-,3(+),4(-))	16650.933	14.163	1(+,3(+),4(+))	12054.233	126.656	1(+,2(-),4(-))	13206.26	65.605	1(+,2(-),3(+))																		
0.001	11464.966	61.738	2(-,3(+),4(-))	15217.3	14.45	1(+,3(+),4(+))	11783.9	95.969	1(+,2(-),4(-))	12974.86	85.587	1(+,2(-),3(+))																				
1000000	0.1	11059.2	73.482	2(-,3(+),4(-))	16343.833	16.806	1(+,3(+),4(+))	11441.2	145.704	1(+,2(-),4(-))	12961.266	85.324	1(+,2(-),3(+))																			
0.001	10914.833	76.11	2(-,3(+),4(-))	16052.866	19.687	1(+,3(+),4(+))	11208.1	91.525	1(+,2(-),4(-))	12779.033	59.812	1(+,2(-),3(+))																				
500000	0.1	9482.966	92.698	2(-,3(+),4(-))	16129.133	27.284	1(+,3(+),4(+))	10487.566	128.411	1(+,2(-),4(-))	12489.3	88.034	1(+,2(-),3(+))																			
0.001	9466.433	113.403	2(-,3(+),4(-))	15840.433	26.94	1(+,3(+),4(+))	10254.133	130.19	1(+,2(-),4(-))	12309.4	81.884	1(+,2(-),3(+))																				
2136	1500000	0.1	12719.533	106.011	2(-,3(+),4(-))	19955.3	10.312	1(+,3(+),4(+))	16187.466	93.583	1(+,2(-),4(-))	16130.1	80.711	1(+,2(-),3(+))																		
															0.001	12701.7	90.339	2(-,3(+),4(-))	19813.8	14.041	1(+,3(+),4(+))	16006.8	109.226	1(+,2(-),4(-))	15964.933	75.003	1(+,2(-),3(+))					
															1000000	0.1	11481.066	98.619	2(-,3(+),4(-))	19891.466	13.197	1(+,3(+),4(+))	15519.3	102.403	1(+,2(-),4(-))	15812.433	93.623	1(+,2(-),3(+))				
															0.001	11458.1	116.396	2(-,3(+),4(-))	19750.366	12.084	1(+,3(+),4(+))	15323.266	103.988	1(+,2(-),4(-))	15684.533	83.137	1(+,2(-),3(+))					
															500000	0.1	9451.033	105.529	2(-,3(+),4(-))	19697.033	17.995	1(+,3(+),4(+))	14435.233	101.01	1(+,2(-),4(-))	14650.033	289.611	1(+,2(-),3(+))				
															0.001	9460.666	116.783	2(-,3(+),4(-))	19540.266	18.77	1(+,3(+),4(+))	14218.8	129.106	1(+,2(-),4(-))	14586.566	214.181	1(+,2(-),3(+))					

Results comparison Table 1 and 2 displays the final function values achieved by the algorithms in the problem with different settings, which vary based on the surrogate functions used, and are tested across different iterations and values of α . Additional results are provided in Tables 4, 5, 6 and 7 in Appendix¹. Overall, for smaller graphs with a lower bound B , the SW-GSEMO, GSEMO, and NSGA-II with different population sizes perform comparably. However, the NSGA-II can get better results when the expected weights are uniform, which is reflected in Table 2. For larger graph instances with larger bounds, the SW-GSEMO gradually surpasses the other algorithms in performance. The mean and standard deviation of the SW-GSEMO's results are also comparable to those of other algorithms across instances with varying t_{max} . It is observed that as t_{max} increases, the general performance of all algorithms improves. Moreover, while the function value differences for various α are not significant in larger graphs with higher bounds, they become substantial in smaller graphs. Interestingly, the performance of the NSGA-II with population sizes of 20 and 100 is superior to that of the GSEMO in larger, sparser graph cases. This observation contrasts with findings from previous work [17], which uses dense graphs. In terms of evaluating the problem with chance constraints by different surrogate methods, the results from Table 1 and 2 suggest that algorithms employing the one-sided Chebyshev's inequality are better than those using the Chernoff bound when α is large. On the other hand, the performance of algorithms based on the Chernoff bound becomes worse with smaller α values.

Table 3 shows the average number of trade-off solutions obtained by the GSEMO and SW-GSEMO using different surrogate functions on the problem based on the graph

¹ Appendix is in [here](#).

Table 2: Results for maximum coverage problem with uniform weights with same dispersion

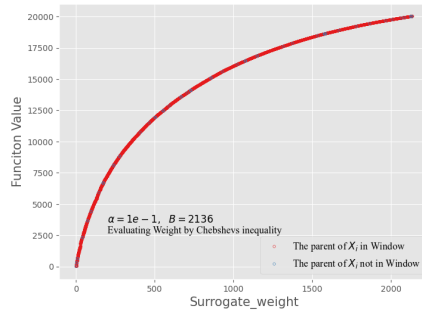
Graph	Surrogate	B	t_{max}	α	GSEMO (9)			SW-GSEMO (10)			NSGA - I_{20} (11)			NSGA - I_{100} (12)																					
					Mean	std	stat	Mean	std	stat	Mean	std	stat	Mean	std	stat																			
ca-CondaMat	Chebyshev	146	1500000	0.1	141.266	0.679	10(=),11(=),12(=)	141.8	0.979	9(=),11(=),12(=)	141.266	0.813	9(=),10(=),12(=)	141.8	0.979	9(=),10(=),11(=)																			
				0.001	122.9	3.014	10(-),11(-),12(-)	125.933	0.249	9(+),11(=),12(=)	125.7	0.458	9(+),10(=),12(=)	126	0	9(+),10(=),11(=)																			
				1000000	0.1	141.2	0.6	10(=),11(=),12(=)	141.733	0.963	9(=),11(=),12(=)	141	0.632	9(+),10(=),12(=)	141.533	0.884	9(=),10(=),11(=)																		
				0.001	122.23	3.051	10(-),11(-),12(-)	125.9	0.3	9(+),11(=),12(=)	125.366	1.048	9(+),10(=),12(=)	126	0	9(+),10(=),11(=)																			
				500000	0.1	141.133	0.498	10(=),11(=),12(=)	141.8	0.979	9(=),11(=),12(=)	140.833	0.734	9(+),10(=),12(=)	141.333	0.745	9(=),10(=),11(=)																		
				0.001	120.733	3.172	10(-),11(-),12(-)	125.6	0.663	9(+),11(=),12(=)	124.066	2.657	9(+),10(=),12(=)	125.7	0.458	9(+),10(=),11(=)																			
				1068	1500000	0.1	1037.266	1.093	10(-),11(+),12(=)	1044.833	0.933	9(+),11(+),12(+)	1015.333	4.706	9(-),10(-),12(-)	1037.833	2.646	9(=),10(-),12(+)																	
				0.001	978.4	2.751	10(-),11(+),12(-)	991.766	2.347	9(+),11(+),12(=)	959.566	10.892	9(-),10(-),12(-)	992.2	3.664	9(+),10(-),11(+)																			
				1000000	0.1	1034.933	1.152	10(-),11(+),12(=)	1044.133	1.231	9(+),11(+),12(+)	1012.333	5.204	9(-),10(-),12(-)	1036.833	2.956	9(=),10(-),12(+)																		
				0.001	975.1	2.3288	10(-),11(+),12(-)	989.5	2.202	9(+),11(+),12(=)	954.866	10.616	9(-),10(-),12(-)	991.3	3.377	9(+),10(-),11(+)																			
				500000	0.1	1030.833	1.293	10(-),11(+),12(+)	1041.633	1.251	9(+),11(+),12(+)	1008.633	6.441	9(-),10(-),12(-)	1035.233	2.641	9(+),10(-),12(+)																		
				0.001	967.666	3.418	10(-),11(+),12(-)	985.9	2.748	9(+),11(+),12(=)	947.233	10.932	9(-),10(-),12(-)	988.866	4.145	9(+),10(-),11(+)																			
2136	1500000	0.1	2035.066	2.92	10(-),11(+),12(+)	2071.066	1.412	9(+),11(+),12(+)	1963.4	9.844	9(-),10(-),12(-)	2025.6	5.689	9(+),10(-),11(+)	1942.566	6.189	9(+),10(-),11(+)																		
																		0.001	1925.3	3.671	10(-),11(+),12(-)	1972.433	3.402	9(+),11(+),12(+)	1850.633	13.345	9(-),10(-),12(-)	2022.6	6.58	9(+),10(-),11(+)					
																		1000000	0.1	2026.966	3.341	10(-),11(+),12(+)	2068.033	1.905	9(+),11(+),12(+)	1956.3	9.987	9(-),10(-),12(-)	2022.6	6.58	9(+),10(-),11(+)				
																		0.001	1914.7	3.831	10(-),11(+),12(-)	1969.433	3.666	9(+),11(+),12(+)	1839.766	13.313	9(-),10(-),12(-)	1939.833	7.55	9(+),10(-),11(+)					
																		500000	0.1	2009.366	4.214	10(-),11(+),12(-)	2063.166	2.852	9(+),11(+),12(+)	1941.3	11.346	9(-),10(-),12(-)	2016.5	5.942	9(+),10(-),11(+)				
																		0.001	1893.5	4.055	10(-),11(+),12(-)	1960	3.705	9(+),11(+),12(+)	1821	14.61	9(-),10(-),12(-)	1931.866	6.443	9(+),10(-),11(+)					
																		ca-CondaMat	Chernoff	146	1500000	0.1	139	0	10(=),11(=),12(=)	139	0	9(=),11(=),12(=)	139	0	9(=),10(=),12(=)	139	0	9(=),10(=),11(=)	
																						0.001	137.1	1.445	10(-),11(=),12(=)	138.2	1.326	9(=),11(=),12(=)	136.9	1.374	9(=),10(=),12(=)	138.3	1.268	9(=),10(=),11(=)	
																						1000000	0.1	139	0	10(=),11(=),12(=)	139	0	9(=),11(=),12(=)	139	0	9(=),10(=),12(=)	139	0	9(=),10(=),11(=)
																						0.001	136.7	1.1268	10(-),11(=),12(=)	137.8	1.469	9(=),11(=),12(=)	136.5	1.118	9(=),10(=),12(=)	138	1.414	9(=),10(=),11(=)	
																						500000	0.1	139	0	10(=),11(=),12(=)	139	0	9(=),11(=),12(=)	138.966	0.179	9(-),10(-),12(-)	139	0	9(=),10(=),11(+)
																						0.001	136.4	1.019	10(-),11(=),12(=)	136.8	1.326	9(=),11(=),12(=)	136.266	0.928	9(=),10(=),12(=)	137.1	1.445	9(=),10(=),11(=)	
1068	1500000	0.1	1031.266	1.59	10(-),11(+),12(=)	1039.366	1.139	9(+),11(+),12(+)	1008.4	5.505	9(-),10(-),12(-)	1033.966	2.994	9(=),10(-),11(+)																					
0.001	1022.533	1.726	10(-),11(+),12(-)	1031.533	0.956	9(+),11(+),12(+)	1001.133	5.754	9(-),10(-),12(-)	1026.966	2.575	9(+),10(-),11(+)																							
1000000	0.1	1029.066	1.31	10(-),11(+),12(-)	1038.166	1.097	9(+),11(+),12(+)	1005.833	6.044	9(-),10(-),12(-)	1033.266	3.203	9(+),10(-),11(+)																						
0.001	1019.466	1.783	10(-),11(+),12(-)	1030.366	1.425	9(+),11(+),12(+)	997.466	6.463	9(-),10(-),12(-)	1026.066	2.249	9(+),10(-),11(+)																							
500000	0.1	1024.633	1.87	10(-),11(+),12(-)	1036.133	0.956	9(+),11(+),12(+)	1000.7	7.299	9(-),10(-),12(-)	1031.766	3.921	9(+),10(-),11(+)																						
0.001	1014.1	2.211	10(-),11(+),12(-)	1027.833	1.507	9(+),11(+),12(+)	992.5	7.069	9(-),10(-),12(-)	1024.866	2.459	9(+),10(-),11(+)																							
2136	1500000	0.1	2023.533	2.704	10(-),11(+),12(+)	2062.166	1.881	9(+),11(+),12(+)	1949.366	9.064	9(-),10(-),12(-)	2019.5	6.687	9(+),10(-),11(+)	2003.3	5.502	9(+),10(-),11(+)																		
																		0.001	2006.533	2.376	10(-),11(+),12(+)	2041.2	2.072	9(+),11(+),12(+)	1932.4	10.694	9(-),10(-),12(-)	2003.3	5.502	9(+),10(-),11(+)					
																		1000000	0.1	2015.366	3.219	10(-),11(+),12(=)	2059.433	1.994	9(+),11(+),12(+)	1942.266	9.051	9(-),10(-),12(-)	2014.9	5.497	9(+),10(-),11(+)				
																		0.001	1997.5	3.232	10(-),11(+),12(-)	2046.233	1.977	9(+),11(+),12(+)	1924.566	11.632	9(-),10(-),12(-)	2000.533	6.173	9(+),10(-),11(+)					
																		500000	0.1	1995.8	3.187	10(-),11(+),12(-)	2052.833	2.296	9(+),11(+),12(+)	1929.9	10.077	9(-),10(-),12(-)	2008.766	6.897	9(+),10(-),11(+)				
																		0.001	1977.633	2.857	10(-),11(+),12(-)	2037.933	2.555	9(+),11(+),12(+)	1909.133	12.164	9(-),10(-),12(-)	1993.9	7.449	9(+),10(-),11(+)					

ca-CondaMat with IID weights. Notably, the SW-GSEMO produces a greater number of trade-off solutions in the final population than the GSEMO, particularly as the bound increases. Furthermore, the table reveals that the number of solutions in the population is consistently lower than k (as defined in Section 4.1, where $k = \min\{n + 1, \lfloor (B/a + 1) \rfloor\}$). When comparing with the deterministic setting, it is observed that the number of trade-off solutions generated by the algorithms in the IID weight setting decreases by almost 50% when $\alpha = 0.001$, particularly when using the surrogate function based on one-sided Chebyshev's inequality.

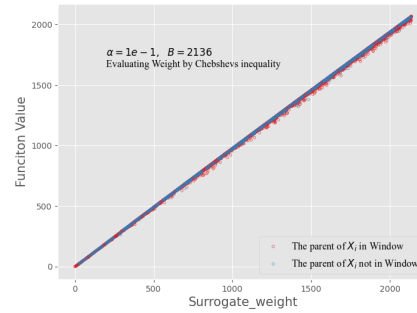
Visualization of SW-GSEMO To focus on the SW-GSEMO's performance in optimizing chance-constrained problems, Figures 1a and 1b offer an illustrative example of the optimization process. The figures illustrate the relationship between the surrogate weight and the function value of the solutions selected for the population, with different colors labeling solutions based on whether their parents were within the defined weight window. Initially, an increase in function value corresponding to an increase in surrogate weight is observed. It's noteworthy that the same surrogate weight might correspond to multiple distinct function values. According to the algorithm's domination scheme, among solutions with the same surrogate weight, all except the one with the highest function value are eliminated from the population. Besides, the figures highlight that there are some periods where the SW-GSEMO is unable to include any individuals within the window (particularly when the expected weights are uniform). Despite these periods, the sliding window mechanism remains effective throughout the optimization

Table 3: Average number of trade-off solutions obtained by GSEMO and SW-GSEMO in ca-CondaMat with IID weights

	B	t_{max}	α	GSEMO	SW-GSEMO	GSEMO	SW-GSEMO
				W_{cheb}	W_{cheb}	W_{chern}	W_{chern}
ca-CondaMat	146	1.5M	0.1	136	136	122	122
			0.001	70	70	107	107
	1.0M	0.1	135	136	122	122	
		0.001	70	70	107	107	
	0.5M	0.1	136	136	122	122	
		0.001	70	70	107	107	
	1068	1.5M	0.1	927	1039	880	998
			0.001	753	808	860	948
	1.0M	0.1	883	1040	858	997	
		0.001	728	809	807	949	
	0.5M	0.1	720	1034	731	997	
		0.001	652	809	733	948	
2136	1.5M	0.1	1160	2066	1174	2024	
		0.001	1174	1752	1217	1960	
1.0M	0.1	968	2073	1006	2022		
	0.001	984	1747	989	1947		
0.5M	0.1	707	2050	776	1726		
	0.001	748	1735	731	1930		



(a) IID weights



(b) Uniform weights

Fig. 1: Optimization process of SW-GSEMO for ca-CondaMat

process, aiding the algorithm in achieving satisfactory results. Additionally, those blue search points are also close to the Pareto front area and do not impact the final results.

Additionally, Figures 2a and 2b describe the changes in surrogate weights of solutions across iterations. A noticeable trend is that the sliding windows align the surrogate weights in a linear pattern, where the surrogate weight generally increases with more iterations. Figure 2a indicates that the surrogate weight derived from the one-sided Chebyshev's inequality is lower than that from the Chernoff bound when $\alpha = 0.1$. Conversely, Figure 2b shows the opposite trend when $\alpha = 0.001$. Furthermore, due to the influence of the chance constraint, the sliding-selection method, when using the surrogate weight, allows only one individual within the window under the IID weights setting for the instances that are applied to the IID weights setting according to Figure 2b, aligning with our analysis in Section 4.1.

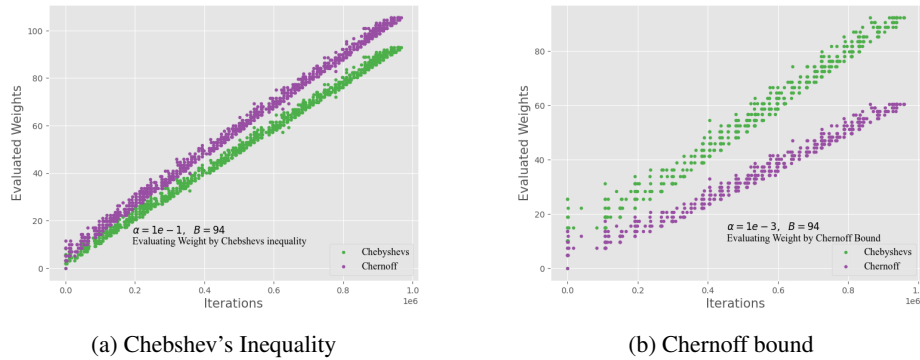


Fig. 2: Different surrogate weights obtained during optimization by the SW-GSEMO based on different surrogates in ca-CSphd with IID weights

6 Conclusion

In this paper, we investigated the use of SW-GSEMO on chance-constrained monotone submodular optimization problems with IID weights and uniform weights with the same dispersion. Surrogate functions based on Chebyshev's inequality and Chernoff bound have been applied to evaluate the chance constraint. We showed theoretically that the SW-GSEMO with the surrogate can reach the same approximation result in a more efficient way than the GSEMO that was studied in previous work. Furthermore, the algorithm is applied to the maximum coverage problem in the experiments and its results are compared with other multi-objective algorithms under variable instances constructed by different graphs. The experiments demonstrated that the window defined in SW-GSEMO is sliding in the weight interval during the optimization. Additionally, the obtained results show that the SW-GSEMO with the surrogate based on one-sided Chebyshev's inequality performs better than the GSEMO and NSGA-II (with population sizes 20 and 100) among most of the instances when α is larger, and the SW-GSEMO using the Chernoff bound works best when α is smaller. For future work, it would be interesting to consider other generalized settings with different distributions and covariances as part of the chance-constrained formulation.

Acknowledgments. This work has been supported by the Australian Research Council (ARC) through grant FT200100536.

References

1. Charnes, A., Cooper, W.W.: Chance-constrained programming. *Management science* **6**(1), 73–79 (1959)
2. Corder, G.W., Foreman, D.I.: *Nonparametric statistics for non-statisticians* (2011)
3. Corus, D., Lehre, P.K., Neumann, F.: The generalized minimum spanning tree problem: a parameterized complexity analysis of bi-level optimisation. In: *Proceedings of the 15th annual conference on Genetic and evolutionary computation*. pp. 519–526 (2013)

4. Doerr, B., Doerr, C., Neumann, A., Neumann, F., Sutton, A.: Optimization of chance-constrained submodular functions. In: Proceedings of the AAAI Conference on Artificial Intelligence. vol. 34, pp. 1460–1467 (2020)
5. Don, T.P., Neumann, A., Neumann, F.: The chance constrained travelling thief problem: Problem formulations and algorithms. In: Genetic and Evolutionary Computation Conference, GECCO 2024. ACM (2024), to appear
6. Feige, U.: A threshold of $\ln n$ for approximating set cover. *Journal of the ACM (JACM)* **45**(4), 634–652 (1998)
7. Friedrich, T., He, J., Hebbinghaus, N., Neumann, F., Witt, C.: Analyses of simple hybrid algorithms for the vertex cover problem. *Evolutionary Computation* **17**(1), 3–19 (2009)
8. Friedrich, T., Hebbinghaus, N., Neumann, F., He, J., Witt, C.: Approximating covering problems by randomized search heuristics using multi-objective models. In: Proceedings of the 9th annual conference on Genetic and evolutionary computation. pp. 797–804 (2007)
9. Iwamura, K., Liu, B.: A genetic algorithm for chance constrained programming. *Journal of Information and Optimization sciences* **17**(2), 409–422 (1996)
10. Khuller, S., Moss, A., Naor, J.S.: The budgeted maximum coverage problem. *Information processing letters* **70**(1), 39–45 (1999)
11. Kratsch, S., Lehre, P.K., Neumann, F., Oliveto, P.S.: Fixed parameter evolutionary algorithms and maximum leaf spanning trees: A matter of mutation. In: Parallel Problem Solving from Nature, PPSN XI: 11th International Conference, Kraków, Poland, September 11–15, 2010, Proceedings, Part I 11. pp. 204–213. Springer (2010)
12. Lehre, P.K., Qin, X.: More precise runtime analyses of non-elitist eas in uncertain environments. In: Proceedings of the Genetic and Evolutionary Computation Conference. pp. 1160–1168 (2021)
13. Leskovec, J., Krause, A., Guestrin, C., Faloutsos, C., VanBriesen, J., Glance, N.: Cost-effective outbreak detection in networks. In: Proceedings of the 13th ACM SIGKDD international conference on Knowledge discovery and data mining. pp. 420–429 (2007)
14. Lissovoi, A., Witt, C.: A runtime analysis of parallel evolutionary algorithms in dynamic optimization. *Algorithmica* **78**, 641–659 (2017)
15. Miller, B.L., Wagner, H.M.: Chance constrained programming with joint constraints. *Operations Research* **13**(6), 930–945 (1965)
16. Nemhauser, G.L., Wolsey, L.A., Fisher, M.L.: An analysis of approximations for maximizing submodular set functions—i. *Mathematical programming* **14**(1), 265–294 (1978)
17. Neumann, A., Neumann, F.: Optimising monotone chance-constrained submodular functions using evolutionary multi-objective algorithms. In: Parallel Problem Solving from Nature - PPSN XVI - 16th International Conference, PPSN 2020, Proceedings, Part I. Lecture Notes in Computer Science, vol. 12269, pp. 404–417. Springer (2020)
18. Neumann, F., Pourhassan, M., Roostapour, V.: Analysis of evolutionary algorithms in dynamic and stochastic environments. *Theory of evolutionary computation: recent developments in discrete optimization* pp. 323–357 (2020)
19. Neumann, F., Sutton, A.M.: Runtime analysis of evolutionary algorithms for the knapsack problem with favorably correlated weights. In: International Conference on Parallel Problem Solving from Nature. pp. 141–152. Springer (2018)
20. Neumann, F., Witt, C.: On the runtime of randomized local search and simple evolutionary algorithms for dynamic makespan scheduling. In: 24th International Joint Conference on Artificial Intelligence. pp. 3742–3748. AAAI Press (2015)
21. Neumann, F., Witt, C.: Fast pareto optimization using sliding window selection. In: ECAI 2023, pp. 1771–1778. IOS Press (2023)
22. Pathirana, I.H., Neumann, F., Antipov, D., Neumann, A.: Effective 2- and 3-objective moea/d approaches for the chance constrained knapsack problem. In: Genetic and Evolutionary Computation Conference, GECCO 2024. ACM (2024), to appear

23. Pathirana, I.H., Neumann, F., Antipov, D., Neumann, A.: Using 3-objective evolutionary algorithms for the dynamic chance constrained knapsack problem. In: Genetic and Evolutionary Computation Conference, GECCO 2024. ACM (2024), to appear
24. Perera, K., Neumann, A.: Multi-objective evolutionary algorithms with sliding window selection for the dynamic chance-constrained knapsack problem. In: Genetic and Evolutionary Computation Conference, GECCO 2024. ACM (2024), to appear
25. Poojari, C.A., Varghese, B.: Genetic algorithm based technique for solving chance constrained problems. *European journal of operational research* **185**(3), 1128–1154 (2008)
26. Roostapour, V., Neumann, A., Neumann, F.: On the performance of baseline evolutionary algorithms on the dynamic knapsack problem. In: International Conference on Parallel Problem Solving from Nature. pp. 158–169. Springer (2018)
27. Roostapour, V., Neumann, A., Neumann, F., Friedrich, T.: Pareto optimization for subset selection with dynamic cost constraints. *Artificial Intelligence* **302**, 103597 (2022)
28. Rossi, R., Ahmed, N.: The network data repository with interactive graph analytics and visualization. In: Proceedings of the AAAI conference on artificial intelligence. vol. 29 (2015)
29. Shi, F., Neumann, F., Wang, J.: Runtime analysis of randomized search heuristics for the dynamic weighted vertex cover problem. In: Proceedings of the Genetic and Evolutionary Computation Conference. pp. 1515–1522 (2018)
30. Shi, F., Yan, X., Neumann, F.: Runtime analysis of simple evolutionary algorithms for the chance-constrained makespan scheduling problem. In: International Conference on Parallel Problem Solving from Nature. pp. 526–541. Springer (2022)
31. Wu, J., Polyakovskiy, S., Neumann, F.: On the impact of the renting rate for the unconstrained nonlinear knapsack problem. In: Proceedings of the Genetic and Evolutionary Computation Conference 2016. pp. 413–419 (2016)
32. Yan, X., Do, A.V., Shi, F., Qin, X., Neumann, F.: Optimizing chance-constrained submodular problems with variable uncertainties. In: ECAI 2023, pp. 2826–2833. IOS Press (2023)
33. Yan, X., Neumann, A., Neumann, F.: Sampling-based pareto optimization for chance-constrained monotone submodular problems. In: Genetic and Evolutionary Computation Conference, GECCO 2024. ACM (2024), to appear
34. Yaroslavtsev, G., Zhou, S., Avdiukhin, D.: “bring your own greedy”+ max: Near-optimal $1/2$ -approximations for submodular knapsack. In: International Conference on Artificial Intelligence and Statistics. pp. 3263–3274. PMLR (2020)

A Tables

Table 4: Results for Maximum coverage problem with IID weights where the evaluation is based on Chebyshev's equality

Graph	B	t_{max}	GSEMO (1)					SW-GSEMO (2)					NSGA-II ₂₀ (3)					NSGA-II ₁₀₀ (4)				
			α	Mean	std	stat	Mean	std	stat	Mean	std	stat	Mean	std	stat	Mean	std	stat				
ca-CSphd	43	1500000	0.1	546	0	2(=),3(+),4(+)	546	0	1(=),3(+),4(+)	533.566	5.064	1(-),2(-),4(-)	545.233	0.76	1(-),2(-),3(+)							
			0.001	238	0	2(=),3(+),4(=)	238	0	1(=),3(+),4(=)	237.6	0.611	1(-),2(-),4(-)	238	0	1(=),2(=),3(-)							
		1000000	0.1	545.966	0.179	2(-),3(+),4(+)	546	0	1(=),3(+),4(+)	528.933	6.196	1(-),2(-),4(-)	544.733	1.123	1(-),2(-),3(+)							
			0.001	238	0	2(=),3(+),4(=)	238	0	1(=),3(+),4(=)	236.933	0.727	1(-),2(-),4(-)	238	0	1(=),2(=),3(+)							
	94	500000	0.1	543	2.065	2(-),3(+),4(-)	546	0	1(+),3(+),4(+)	517.266	8.35	1(-),2(-),4(-)	543.533	1.477	1(+),2(-),3(+)							
			0.001	238	0	2(=),3(+),4(=)	238	0	1(=),3(+),4(=)	235.966	1.538	1(-),2(-),4(-)	237.9	0.3	1(-),2(-),3(+)							
		1500000	0.1	880.993	0.727	2(-),3(+),4(+)	883	0	1(-),3(+),4(+)	857.766	6.173	1(-),2(-),4(-)	870.133	2.753	1(-),2(-),3(+)							
			0.001	546	0	2(=),3(+),4(=)	546	0	1(=),3(+),4(=)	531.433	5.613	1(-),2(-),4(-)	545.5	0.921	1(-),2(-),3(+)							
	ca-GrQc	64	1500000	0.1	875.966	2.469	2(-),3(+),4(+)	883	0	1(+),3(+),4(+)	845.6	8.89	1(-),2(-),4(-)	865.9	3.515	1(-),2(-),3(+)						
				0.001	545.966	0.179	2(-),3(+),4(+)	546	0	1(+),3(+),4(+)	523.233	6.338	1(-),2(-),4(-)	544.833	0.897	1(-),2(-),3(+)						
			500000	0.1	848.533	4.1	2(-),3(+),4(-)	882.766	0.422	1(+),3(+),4(+)	821.733	10.168	1(-),2(-),4(-)	858.4	3.878	1(+),2(-),3(+)						
				0.001	543.1	1.738	2(-),3(+),4(-)	546	0	1(+),3(+),4(+)	511.333	8.117	1(-),2(-),4(-)	543.366	1.471	1(+),2(-),3(+)						
188		1500000	0.1	1234.066	2.128	2(-),3(+),4(+)	1243.233	0.76	1(+),3(+),4(+)	1225	3.941	1(-),2(-),4(-)	1220.433	3.602	1(-),2(-),3(+)							
			0.001	941.366	0.572	2(-),3(+),4(+)	942.933	0.359	1(+),3(+),4(+)	919.133	5.01	1(-),2(-),4(-)	925.133	3.116	1(-),2(-),3(+)							
		1000000	0.1	1213.96	3.281	2(-),3(+),4(-)	1243.23	0.715	1(+),3(+),4(+)	1210.866	6.781	1(-),2(-),4(-)	1214.133	3.685	1(-),2(-),3(+)							
			0.001	934.9	1.795	2(-),3(+),4(+)	943	0	1(+),3(+),4(+)	906	7.478	1(-),2(-),4(-)	922.633	4.094	1(-),2(-),3(+)							
207		500000	0.1	1154.633	6.332	2(-),3(+),4(-)	1243.466	0.618	1(+),3(+),4(+)	1179.3	8.509	1(-),2(-),4(-)	1200.766	5.308	1(-),2(-),3(+)							
			0.001	903.7	5.386	2(-),3(+),4(-)	942.933	0.249	1(+),3(+),4(+)	876	12.492	1(-),2(-),4(-)	915.5	4.883	1(+),2(-),3(+)							
		1500000	0.1	1403.933	7.54	2(-),3(+),4(+)	1432.333	1.534	1(+),3(+),4(+)	1305.666	20.426	1(-),2(-),4(-)	1395.9	11.527	1(-),2(-),3(+)							
			0.001	754.266	3.14	2(+),3(+),4(-)	756.933	0.249	1(+),3(+),4(-)	724.7	9.212	1(-),2(-),4(-)	754.7	2.368	1(+),2(+),3(+)							
415	1000000	0.1	1387.5	7.428	2(-),3(+),4(+)	1431.733	2.644	1(+),3(+),4(+)	1289.6	19.338	1(-),2(-),4(-)	1386.26	12.465	1(-),2(-),3(+)								
		0.001	746.033	7.323	2(-),3(+),4(-)	756.966	0.179	1(+),3(+),4(-)	717.066	13.132	1(-),2(-),4(-)	753.033	2.96	1(+),2(+),3(+)								
	500000	0.1	1332.466	12.831	2(-),3(+),4(-)	1427.633	4.693	1(+),3(+),4(+)	1233.9	19.618	1(-),2(-),4(-)	1369.066	14.104	1(+),2(-),3(+)								
		0.001	733.2	7.93	2(-),3(+),4(-)	754.966	4.118	1(+),3(+),4(+)	698.9	15.788	1(-),2(-),4(-)	748.133	7.214	1(+),2(-),3(+)								
2136	1500000	0.1	2516.2	13.929	2(-),3(+),4(+)	2694.6	4.506	1(+),3(+),4(+)	2428.466	21.846	1(-),2(-),4(-)	2551.866	14.176	1(+),2(-),3(+)								
		0.001	1974.466	10.206	2(-),3(+),4(+)	2053.9	3.279	1(+),3(+),4(+)	1837.066	23.589	1(-),2(-),4(-)	1968.566	16.111	1(-),2(-),3(+)								
	1000000	0.1	2434.9	13.55	2(-),3(+),4(+)	2691.466	4.462	1(+),3(+),4(+)	2363.966	25.356	1(-),2(-),4(-)	2535.766	16.823	1(+),2(-),3(+)								
		0.001	1930.133	10.901	2(-),3(+),4(-)	2054.833	3.652	1(+),3(+),4(+)	1793.833	27.668	1(-),2(-),4(-)	1958.7	18.018	1(-),2(-),3(+)								
ca-CondaMat	146	1500000	0.1	2288.033	14.549	2(-),3(+),4(-)	2688	6.957	1(+),3(+),4(+)	2230.6	26.925	1(-),2(-),4(-)	2487.6	23.171	1(-),2(-),3(+)							
			0.001	1821.933	13.985	2(-),3(+),4(-)	2049.1	5.081	1(+),3(+),4(+)	1704.366	30.625	1(-),2(-),4(-)	1925.133	16.202	1(-),2(-),3(+)							
	1000000	0.1	3205.966	12.605	2(-),3(+),4(-)	3556.866	3.518	1(+),3(+),4(+)	3270.966	23.345	1(+),2(-),4(-)	3296.6	14.63	1(-),2(-),3(+)								
		0.001	2822.733	13.053	2(-),3(+),4(-)	3078.9	4.407	1(+),3(+),4(+)	2777.2	17.158	1(-),2(-),4(-)	2865.933	16.29	1(-),2(-),3(+)								
1068	1500000	0.1	3105	11.195	2(-),3(+),4(-)	3555.3	4.267	1(+),3(+),4(+)	3179.033	22.15	1(+),2(-),4(-)	3264.433	14.718	1(+),2(-),3(+)								
		0.001	2734.76	13.934	2(-),3(+),4(-)	3076.2	4.867	1(+),3(+),4(+)	2688.73	28.249	1(-),2(-),4(-)	2832.9	16.933	1(-),2(-),3(+)								
	1000000	0.1	2921.366	18.076	2(-),3(+),4(-)	3548.8	4.969	1(+),3(+),4(+)	3000.266	25.241	1(+),2(-),4(-)	3198.266	17.804	1(-),2(-),3(+)								
		0.001	2569.566	17.657	2(-),3(+),4(-)	3070.5	6.206	1(+),3(+),4(+)	2525.533	30.721	1(-),2(-),4(-)	2774.433	17.44	1(-),2(-),3(+)								
ca-CondaMat	146	1500000	0.1	5588	47.265	2(-),3(+),4(+)	6790.966	12.335	1(+),3(+),4(+)	5187.966	95.708	1(-),2(-),4(-)	6330.3	36.893	1(+),2(-),3(+)							
			0.001	4153.733	43.338	2(-),3(+),4(-)	4748.166	7.585	1(+),3(+),4(+)	3802.733	75.95	1(-),2(-),4(-)	4531.83	33.061	1(+),2(-),3(+)							
		1000000	0.1	5590.73	47.67	2(-),3(+),4(-)	6771.366	16.3	1(+),3(+),4(+)	4945.9	113.293	1(-),2(-),4(-)	6281	46.322	1(+),2(-),3(+)							
			0.001	3957.5	40.782	2(-),3(+),4(-)	4736.133	10.375	1(+),3(+),4(+)	3709.06	96.656	1(-),2(-),4(-)	4496.7	28.765	1(+),2(-),3(+)							
	2136	500000	0.1	4818.53	47.71	2(-),3(+),4(-)	6708.366	27.316	1(+),3(+),4(+)	4685.333	114.8373	1(-),2(-),4(-)	6115.233	54.393	1(+),2(-),3(+)							
			0.001	3648.3	65.33	2(-),3(+),4(-)	4581.633	36.88	1(+),3(+),4(+)	3469.766	73.953	1(-),2(-),4(-)	4395.566	43.076	1(+),2(-),3(+)							
		1500000	0.1	11787.533	57.133	2(-),3(+),4(-)	16650.933	14.163	1(+),3(+),4(+)	12284.866	142.248	1(-),2(-),4(-)	13394.133	75.448	1(+),2(-),3(+)							
			0.001	10893.9	61.683	2(-),3(+),4(-)	15217.3	14.45	1(+),3(+),4(+)	10950.3	122.3	1(-),2(-),4(-)	12241.966	72.716	1(+),2(-),3(+)							
	1068	1000000	0.1	11194.23	72.488	2(-),3(+),4(-)	16573.6	19.608	1(+),3(+),4(+)	11623.93	119.467	1(+),2(-),4(-)	13164.2	60.07	1(+),2(-),3(+)							
			0.001	10364.53	58.95	2(-),3(+),4(-)	15145.666	14.485	1(+),3(+),4(+)	9987.13	123.936	1(-),2(-),4(-)	12040.166	99.78	1(+),2(-),3(+)							
		500000	0.1	9474.733	111.851	2(-),3(+),4(-)	16368.6	27.005	1(+),3(+),4(+)	10729.133	180.573	1(+),2(-),4(-)	12708.533	82.447	1(+),2(-),3(+)							
			0.001	9344.733	84.931	2(-),3(+),4(-)	14947.6	22.553	1(+),3(+),4(+)	9502.2	142.003	1(-),2(-),4(-)	11581.066	84.55	1(+),2(-),3(+)							
1068	1500000	0.1	12749.533	93.378	2(-),3(+),4(-)	20078.833	11.066	1(+),3(+),4(+)	16361.766	67.76	1(+),2(-),4(-)	16243.166	68.601	1(+),2(-),3(+)								
		0.001	12730.3	91.025	2(-),3(+),4(-)	19327.433	11.221	1(+),3(+),4(+)	15224.733	66.313	1(+),2(-),4(-)	15402.133	96.35	1(+),2(-),3(+)								
	1000000	0.1	11520.966	129.843	2(-),3(+),4(-)	20016.2	16.172	1(+),3(+),4(+)	15696.5	116.216	1(+),2(-),4(-)	16020.633	88.739	1(+),2(-),3(+)								
		0.001	11500.633	114.875	2(-),3(+),4(-)	19245.233	15.532	1(+),3(+),4(+)	14544.63	98.014	1(+),2(-),4(-)	15155.4	74.248	1(+),2(-),3(+)								
500000	0.1	9488.333	90.631	2(-),3(+),4(-)	19822.566	20.619	1(+),3(+),4(+)	14592.466	104.587	1(+),2(-),4(-)	14734.2	230.948	1(+),2(-),3(+)									
	0.001	9483.6	88.03	2(-),3(+),4(-)	19030.533	21.451	1(+),3(+),4(+)	13456.133	89.165	1(+),2(-),4(-)	14399.233	152.192	1(+),2(-),3(+)									

Table 5: Results for Maximum coverage problem with IID weights where the evaluation is based on Chernoff Bound

Graph	B	t_{max}	GSEMO (5)					SW-GSEMO (6)					NSGA-II ₂₀ (7)					NSGA-II ₁₀₀ (8)				
			α	Mean	std	stat	Mean	std	stat	Mean	std	stat	Mean	std	stat	Mean	std	stat				
ca-CSphd	43	1500000	0.1	478	0	6(-),7(+),8(+)	478	0	5(+),7(+),8(+)	468.333	4.853	5(-),6(-),8(-)	477.766	0.495	5(-),6(-),7(+)							
			0.001	413	0	6(-),7(+),8(+)	413	0	5(+),7(+),8(+)	405.4	3.903	5(-),6(-),8(-)	412.9	0.3	5(-),6(-),7(+)							
		1000000	0.1	478	0	6(-),7(+),8(+)	478	0	5(+),7(+),8(+)	463	5.403	5(-),6(-),8(-)	477.7	0.781	5(-),6(-),7(+)							
			0.001	413	0	6(-),7(+),8(+)	413	0	5(+),7(+),8(+)	402.6	4.24	5(-),6(-),8(-)	412.633	0.481	5(-),6(-),7(+)							
		500000	0.1	477.966	0.179	6(-),7(+),8(+)	477.966	0.179	5(+),7(+),8(+)	453.566	7.269	5(-),6(-),8(-)	477.166	0.968	5(-),6(-),7(+)							
			0.001	412.9	0.3	6(-),7(+),8(+)	413	0	5(+),7(+),8(+)	396	5.196	5(-),6(-),8(-)	412.066	0.771	5(-),6(-),7(+)							
	94	1500000	0.1	817.7	0.525	6(-),7(+),8(+)	818	0	5(+),7(+),8(+)	796.7	5.484	5(-),6(-),8(-)	808.933	3.14	5(-),6(-),7(+)							
			0.001	749.633	0	6(-),7(+),8(+)	750	0	5(+),7(+),8(+)	729.066	5.938	5(-),6(-),8(-)	743	2.081	5(-),6(-),7(+)							
		1000000	0.1	817.5	0.67	6(-),7(+),8(+)	817.966	0.179	5(+),7(+),8(+)	785.766	7.218	5(-),6(-),8(-)	806.9	3.703	5(-),6(-),7(+)							
			0.001	749.633	0.546	6(-),7(+),8(+)	750	0	5(+),7(+),8(+)	718.466	7.658	5(-),6(-),8(-)	740.5	2.86	5(-),6(-),7(+)							
		500000	0.1	809.8	1.956	6(-),7(+),8(+)	818	0	5(+),7(+),8(+)	764.733	9.337	5(-),6(-),8(-)	800.766	3.48	5(-),6(-),7(+)							
			0.001	744.633	2.057	6(-),7(+),8(+)	749.96	0.179	5(+),7(+),8(+)	695	9.855	5(-),6(-),8(-)	735.666	4.307	5(-),6(-),7(+)							
188	1500000	0.1	1181.733	2.542	6(-),7(+),8(+)	1192.466	0.618	5(+),7(+),8(+)	1166.966	5.003	5(-),6(-),8(-)	1166.966	3.772	5(-),6(-),7(+)								
		0.001	1120.6	1.89	6(-),7(+),8(+)	1128	0	5(+),7(+),8(+)	1103.5	4.595	5(-),6(-),8(-)	1105.8	3.572	5(-),6(-),7(+)								
	1000000	0.1	1181.233	2.216	6(-),7(+),8(+)	1192.3	0.69	5(+),7(+),8(+)	1153.766	5.696	5(-),6(-),8(-)	1160.033	3.745	5(-),6(-),7(+)								
		0.001	1120.633	1.957	6(-),7(+),8(+)	1127.966	0.179	5(+),7(+),8(+)	1090.766	6.907	5(-),6(-),8(-)	1099.6	2.961	5(-),6(-),7(+)								
	500000	0.1	1143.833	5.865	6(-),7(+),8(-)	1192.366	0.546	5(+),7(+),8(+)	1122.1	8.904	5(-),6(-),8(-)	1147.166	4.993	5(+),6(-),7(+)								
		0.001	1089.333	4.101	6(-),7(+),8(+)	1127.9	0.3	5(+),7(+),8(+)	1057.266	10.327	5(-),6(-),8(-)	1089.166	4.719	5(-),6(-),7(+)								
ca-GrQc	64	1500000	0.1	1275.6	6.311	6(-),7(+),8(+)	1294.433	2.076	5(+),7(+),8(+)	1189.966	17.809	5(-),6(-),8(-)	1265.633	6.695	5(-),6(-),7(+)							
			0.001	1125.76	5.69	6(-),7(+),8(+)	1145.433	0.955	5(+),7(+),8(+)	1054.733	18.446	5(-),6(-),8(-)	1125.2	7.409	5(-),6(-),7(+)							
		1000000	0.1	1275.233	7.548	6(-),7(+),8(+)	1294.1	2.399	5(+),7(+),8(+)	1168.6	16.318	5(-),6(-),8(-)	1259.266	10.478	5(-),6(-),7(+)							
			0.001	1127.3	7.528	6(-),7(+),8(+)	1144.866	1.431	5(+),7(+),8(+)	1031.1	19.291	5(-),6(-),8(-)	1121.933	8.156	5(-),6(-),7(+)							
		500000	0.1	1249.5	11.242	6(-),7(+),8(+)	1291.6	4.095	5(+),7(+),8(+)	1126.333	21.235	5(-),6(-),8(-)	1246	13.147	5(-),6(-),7(+)							
			0.001	1105.533	8.815	6(-),7(+),8(+)	1143.266	2.112	5(+),7(+),8(+)	992.333	19.777	5(-),6(-),8(-)	1112.933	9.44	5(-),6(-),7(+)							
	207	1500000	0.1	2426.533	10.704	6(-),7(+),8(-)	2585.5	4.514	5(+),7(+),8(+)	2321.133	29.9	5(-),6(-),8(-)	2454.966	16.664	5(+),6(-),7(+)							
			0.001	2316.666	9.133	6(-),7(+),8(-)	2452.633	4.956	5(+),7(+),8(+)	2205.166	19.834	5(-),6(-),8(-)	2328.2	19.436	5(+),6(-),7(+)							
		1000000	0.1	2425.333	13.196	6(-),7(+),8(-)	2582	5.899	5(+),7(+),8(+)	2258.666	25.941	5(-),6(-),8(-)	2437.7	13.256	5(+),6(-),7(+)							
			0.001	2315.766	10.4	6(-),7(+),8(+)	2450.066	5.585	5(+),7(+),8(+)	2151.4	34.358	5(-),6(-),8(-)	2313.766	17.392	5(+),6(-),7(+)							
		500000	0.1	2294.366	13.212	6(-),7(+),8(-)	2577.566	6.751	5(+),7(+),8(+)	2133.1	32.639	5(-),6(-),8(-)	2396.5	12.241	5(+),6(-),7(+)							
			0.001	2194.233	13.142	6(-),7(+),8(+)	2446.233	5.69	5(+),7(+),8(+)	2028.766	34.202	5(-),6(-),8(-)	2276.9	16.44	5(-),6(-),7(+)							
415	1500000	0.1	3142.9	10.746	6(-),7(-),8(-)	3479.133	3.77	5(+),7(+),8(+)	3182.9	20.115	5(+),6(-),8(-)	3227.633	16.15	5(+),6(-),7(+)								
		0.001	3069.366	15.047	6(-),7(-),8(-)	3394.733	4.17	5(+),7(+),8(+)	3080.033	17.564	5(+),6(-),8(-)	3140.2	17.457	5(+),6(-),7(+)								
	1000000	0.1	3133.366	12.768	6(-),7(+),8(-)	3477.833	4.568	5(+),7(+),8(+)	3098.233	27.465	5(-),6(-),8(-)	3194.066	18.145	5(+),6(-),7(+)								
		0.001	3055.366	13.496	6(-),7(+),8(-)	3391.766	4.63	5(+),7(+),8(+)	2999.766	35.903	5(-),6(-),8(-)	3105.633	17.516	5(+),6(-),7(+)								
	500000	0.1	2949.733	14.955	6(-),7(+),8(-)	3470.666	4.763	5(+),7(+),8(+)	2920.233	35.273	5(-),6(-),8(-)	3127.566	16.562	5(+),6(-),7(+)								
		0.001	2874.9	14.767	6(-),7(+),8(-)	3382.833	4.442	5(+),7(+),8(+)	2836	32.535	5(-),6(-),8(-)	3039.433	17.562	5(+),6(-),7(+)								
ca-CondaMat 146	1500000	0.1	5321.1333	40.291	6(-),7(+),8(-)	6424.2	10.403	5(+),7(+),8(+)	4931.833	82.145	5(-),6(-),8(-)	6018.066	41.946	5(+),6(-),7(+)								
			0.001	5027.166	49.31	6(-),7(+),8(-)	5994.833	10.96	5(+),7(+),8(+)	4622.866	96.07	5(-),6(-),8(-)	5652.833	41.121	5(+),6(-),7(+)							
		1000000	0.1	5059.6	39.678	6(-),7(+),8(-)	6397.966	14.943	5(+),7(+),8(+)	4755.133	73.411	5(-),6(-),8(-)	5954.966	50.251	5(+),6(-),7(+)							
			0.001	4784.766	54.93	6(-),7(+),8(-)	5979.9	16.912	5(+),7(+),8(+)	4441.5	126.327	5(-),6(-),8(-)	5582.666	38.694	5(+),6(-),7(+)							
		500000	0.1	4625.4	60.563	6(-),7(+),8(-)	6328.2	31.971	5(+),7(+),8(+)	4443.2	84.517	5(-),6(-),8(-)	5787.266	63.911	5(+),6(-),7(+)							
			0.001	4344.33	59.972	6(-),7(+),8(-)	5898.133	22.47	5(+),7(+),8(+)	4170	103.826	5(-),6(-),8(-)	5437.7	43.076	5(+),6(-),7(+)							
	1068	1500000	0.1	11632.833	52.573	6(-),7(-),8(-)	16650.933	14.163	5(+),7(+),8(+)	12054.233	126.656	5(+),6(-),8(-)	13206.26	65.605	5(+),6(-),7(+)							
			0.001	11464.966	61.738	6(-),7(-),8(-)	15217.3	14.45	5(+),7(+),8(+)	11783.9	95.969	5(+),6(-),8(-)	12974.86	85.587	5(+),6(-),7(+)							
		1000000	0.1	11059.2	73.482	6(-),7(-),8(-)	16343.833	16.806	5(+),7(+),8(+)	11441.2	145.704	5(+),6(-),8(-)	12961.266	85.324	5(+),6(-),7(+)							
			0.001	10914.833	76.11	6(-),7(-),8(-)	16052.866	19.687	5(+),7(+),8(+)	11208.1	91.525	5(+),6(-),8(-)	12779.033	59.812	5(+),6(-),7(+)							
		500000	0.1	9482.966	62.968	6(-),7(-),8(-)	16129.133	27.284	5(+),7(+),8(+)	10487.566	128.411	5(+),6(-),8(-)	12489.3	88.034	5(+),6(-),7(+)							
			0.001	9466.433	113.403	6(-),7(-),8(-)	15840.433	26.94	5(+),7(+),8(+)	10254.133	130.19	5(+),6(-),8(-)	12309.4	81.884	5(+),6(-),7(+)							
2136	1500000	0.1	12719.533	106.011	6(-),7(-),8(-)	19955.3	10.312	5(+),7(+),8(+)	16187.466	93.583	5(+),6(-),8(-)	16130.1	80.711	5(+),6(-),7(+)								
		0.001	12701.7	90.339	6(-),7(-),8(-)	19813.8	14.041	5(+),7(+),8(+)	16006.8	109.226	5(+),6(-),8(-)	15964.933	75.003	5(+),6(-),7(+)								
	1000000	0.1	11481.066	98.619	6(-),7(-),8(-)	19891.466	13.197	5(+),7(+),8(+)	15519.3	102.403	5(+),6(-),8(-)	15812.433	93.623	5(+),6(-),7(+)								
		0.001	11458.1	116.396	6(-),7(-),8(-)	19750.366	12.084	5(+),7(+),8(+)	15323.266	103.988	5(+),6(-),8(-)	15684.533	83.137	5(+),6(-),7(+)								
	500000	0.1	9451.033	105.529	6(-),7(-),8(-)	19697.033	17.995	5(+),7(+),8(+)	14435.233	101.01	5(+),6(-),8(-)	14650.033	289.611	5(+),6(-),7(+)								
		0.001	9460.666	116.783	6(-),7(-),8(-)	19540.266	18.77	5(+),7(+),8(+)	14218.8	129.106	5(+),6(-),8(-)	14586.566	214.181	5(+),6(-),7(+)								

Table 6: Results for Maximum coverage problem with uniform weights with same dispersion where the evaluation is based on Chebyshev's equality

Graph	B	t_{max}	GSEMO (9)			SW-GSEMO (10)			NSGA-II ₂₀ (11)			NSGA-II ₁₀₀ (12)			
			α	Mean	std	stat	Mean	std	stat	Mean	std	stat	Mean	std	stat
ca-CSphd	43	1500000	0.1	38	0	10(=),11(=),12(=)	38	0	9(=),11(=),12(=)	38	0	9(=),10(=),12(=)	38	0	9(=),10(=),11(=)
			0.001	22	0	10(=),11(=),12(=)	22	0	9(=),11(=),12(=)	22	0	9(=),10(=),12(=)	22	0	9(=),10(=),11(=)
		1000000	0.1	38	0	10(=),11(=),12(=)	38	0	9(=),11(=),12(=)	38	0	9(=),10(=),12(=)	38	0	9(=),10(=),11(=)
			0.001	22	0	10(=),11(=),12(=)	22	0	9(=),11(=),12(=)	22	0	9(=),10(=),12(=)	22	0	9(=),10(=),11(=)
	94	500000	0.1	38	0	10(=),11(=),12(=)	38	0	9(=),11(=),12(=)	38	0	9(=),10(=),12(=)	38	0	9(=),10(=),11(=)
			0.001	22	0	10(=),11(=),12(=)	22	0	9(=),11(=),12(=)	22	0	9(=),10(=),12(=)	22	0	9(=),10(=),11(=)
		1500000	0.1	88	0	10(=),11(=),12(=)	88	0	9(=),11(=),12(=)	87.733	0.442	9(=),10(=),12(=)	88	0	9(=),10(=),11(=)
			0.001	65	0	10(=),11(=),12(=)	65	0	9(=),11(=),12(=)	65	0	9(=),10(=),12(=)	65	0	9(=),10(=),11(=)
	188	1000000	0.1	88	0	10(=),11(=),12(=)	88	0	9(=),11(=),12(=)	87.7	0.458	9(=),10(=),12(=)	88	0	9(=),10(=),11(=)
			0.001	65	0	10(=),11(=),12(=)	65	0	9(=),11(=),12(=)	65	0	9(=),10(=),12(=)	65	0	9(=),10(=),11(=)
		500000	0.1	88	0	10(-),11(=),12(=)	88	0	9(+),11(+),12(+)	87.633	5.467	9(=),10(-),12(=)	87.966	0.179	9(=),10(-),11(=)
			0.001	65	0	10(=),11(=),12(=)	65	0	9(=),11(=),12(=)	65	0	9(=),10(=),12(=)	65	0	9(=),10(=),11(=)
ca-GrQc	64	1500000	0.1	60.966	0.179	10(=),11(=),12(=)	61	0	9(=),11(=),12(=)	60.933	0.249	9(=),10(=),12(=)	61	0	9(=),10(=),11(=)
			0.001	44	0	10(=),11(=),12(=)	44	0	9(=),11(=),12(=)	44	0	9(=),10(=),12(=)	44	0	9(=),10(=),11(=)
		1000000	0.1	60.9	0.3	10(=),11(=),12(=)	61	0	9(=),11(=),12(=)	60.766	0.422	9(=),10(=),12(=)	61	0	9(=),10(=),11(=)
			0.001	44	0	10(=),11(=),12(=)	44	0	9(=),11(=),12(=)	44	0	9(=),10(=),12(=)	44	0	9(=),10(=),11(=)
ca-CondaMat	146	500000	0.1	60.566	0.667	10(=),11(=),12(=)	60.933	0.249	9(=),11(=),12(=)	60.433	0.76	9(=),10(=),12(=)	61	0	9(=),10(=),11(=)
			0.001	43.9	0.3	10(=),11(=),12(=)	44	0	9(=),11(=),12(=)	44	0	9(=),10(=),12(=)	44	0	9(=),10(=),11(=)
		1500000	0.1	199	0	10(=),11(=),12(=)	199	0	9(=),11(=),12(=)	198	0.7745	9(=),10(=),12(=)	199	0	9(=),10(=),11(=)
			0.001	171.833	0.372	10(=),11(=),12(=)	172	0	9(=),11(=),12(=)	171.766	0.495	9(=),10(=),12(=)	172	0	9(=),10(=),11(=)
207	1000000	0.1	199	0	10(=),11(-),12(=)	199	0	9(=),11(+),12(=)	197.766	0.882	9(-),10(-),12(-)	199	0	9(=),10(=),11(+)	
		0.001	171.5	0.806	10(=),11(=),12(=)	172	0	9(=),11(=),12(=)	171.466	1.175	9(=),10(=),12(=)	172	0	9(=),10(=),11(=)	
	500000	0.1	198.766	0.422	10(=),11(=),12(=)	199	0	9(=),11(=),12(=)	197.266	1.236	9(=),10(=),12(=)	198.96	0.179	9(=),10(=),11(=)	
		0.001	169.466	1.707	10(=),11(-),12(-)	171.966	0.179	9(=),11(-),12(-)	171.066	1.364	9(=),10(=),12(=)	172	0	9(+),10(+),11(=)	
415	1500000	0.1	398.266	0.442	10(=),11(+),12(=)	399	0	9(=),11(+),12(=)	390.966	1.622	9(-),10(-),12(-)	398.466	0.498	9(=),10(=),11(+)	
		0.001	353.066	1.436	10(=),11(+),12(=)	355	0	9(=),11(+),12(=)	346.366	2.676	9(-),10(-),12(-)	354.533	0.498	9(=),10(=),11(+)	
	1000000	0.1	397.933	0.442	10(=),11(+),12(=)	399	0	9(=),11(+),12(=)	390.066	1.931	9(-),10(-),12(-)	398.366	0.546	9(=),10(=),11(+)	
		0.001	351.7	1.159	10(-),11(+),12(-)	354.9	0.3	9(+),11(+),12(=)	345.733	2.379	9(-),10(-),12(-)	354.5	0.562	9(+),10(+),11(+)	
2136	500000	0.1	396.933	0.512	10(-),11(+),12(=)	398.766	0.422	9(+),11(+),12(=)	388.333	2.102	9(-),10(-),12(-)	397.866	0.6699	9(+),10(+),11(+)	
		0.001	350	1.181	10(-),11(+),12(-)	354.533	0.669	9(+),11(+),12(-)	344.066	2.644	9(-),10(-),12(-)	354.333	0.596	9(+),10(+),11(+)	
	1500000	0.1	141.266	0.679	10(=),11(=),12(=)	141.8	0.979	9(=),11(=),12(=)	141.266	0.813	9(=),10(=),12(=)	141.8	0.979	9(=),10(=),11(=)	
		0.001	122.9	3.014	10(=),11(-),12(-)	125.933	0.249	9(=),11(-),12(-)	125.7	0.458	9(=),10(+),12(=)	126	0	9(+),10(+),11(=)	
1068	1000000	0.1	141.2	0.6	10(=),11(=),12(=)	141.733	0.963	9(=),11(=),12(=)	141	0.632	9(=),10(=),12(=)	141.533	0.884	9(=),10(=),11(=)	
		0.001	122.23	3.051	10(=),11(-),12(-)	125.9	0.3	9(=),11(-),12(-)	125.366	1.048	9(+),10(+),12(=)	126	0	9(+),10(+),11(=)	
	500000	0.1	141.133	0.498	10(=),11(=),12(=)	141.8	0.979	9(=),11(=),12(=)	140.833	0.734	9(=),10(=),12(=)	141.333	0.745	9(=),10(=),11(=)	
		0.001	120.733	3.172	10(=),11(-),12(-)	125.6	0.663	9(=),11(-),12(-)	124.066	2.657	9(=),10(+),12(=)	125.7	0.458	9(+),10(+),11(=)	
2136	1500000	0.1	1037.266	1.093	10(-),11(+),12(=)	1044.833	0.933	9(+),11(+),12(+)	1015.333	4.706	9(-),10(-),12(-)	1037.833	2.646	9(=),10(-),12(+)	
		0.001	978.4	2.751	10(-),11(+),12(-)	991.766	2.347	9(+),11(+),12(-)	959.566	10.892	9(-),10(-),12(-)	992.2	3.664	9(+),10(+),11(+)	
	1000000	0.1	1034.933	1.152	10(-),11(+),12(=)	1044.133	1.231	9(+),11(+),12(+)	1012.333	5.204	9(-),10(-),12(-)	1036.833	2.956	9(=),10(-),12(+)	
		0.001	975.1	2.3288	10(-),11(+),12(-)	989.5	2.202	9(+),11(+),12(-)	954.866	10.616	9(-),10(-),12(-)	991.3	3.377	9(+),10(+),11(+)	
2136	500000	0.1	1030.833	1.293	10(-),11(+),12(+)	1041.633	1.251	9(+),11(+),12(+)	1008.633	6.441	9(-),10(-),12(-)	1035.233	2.641	9(+),10(-),12(+)	
		0.001	967.666	3.418	10(-),11(+),12(-)	985.9	2.748	9(+),11(+),12(-)	947.233	10.932	9(-),10(-),12(-)	988.866	4.145	9(+),10(+),11(+)	
	1500000	0.1	2035.066	2.92	10(-),11(+),12(+)	2071.066	1.412	9(+),11(+),12(+)	1963.4	9.844	9(-),10(-),12(-)	2025.6	5.689	9(+),10(-),11(+)	
		0.001	1925.3	3.671	10(-),11(+),12(-)	1972.433	3.402	9(+),11(+),12(+)	1850.633	13.345	9(-),10(-),12(-)	1942.566	6.189	9(+),10(-),11(+)	
2136	1000000	0.1	2026.966	3.341	10(-),11(+),12(+)	2068.033	1.905	9(+),11(+),12(+)	1956.3	9.987	9(-),10(-),12(-)	2022.6	6.58	9(+),10(-),11(+)	
		0.001	1914.7	3.831	10(-),11(+),12(-)	1969.433	3.666	9(+),11(+),12(+)	1839.766	13.313	9(-),10(-),12(-)	1939.833	7.55	9(+),10(-),11(+)	
	500000	0.1	2009.366	4.214	10(-),11(+),12(-)	2063.166	2.852	9(+),11(+),12(+)	1941.3	11.346	9(-),10(-),12(-)	2016.5	5.942	9(+),10(-),11(+)	
		0.001	1893.5	4.055	10(-),11(+),12(-)	1960	3.705	9(+),11(+),12(+)	1821	14.61	9(-),10(-),12(-)	1931.866	6.443	9(+),10(-),11(+)	

Table 7: Results for Maximum coverage problem with uniform weights with same dispersion where the evaluation is based on Chernoff bound

Graph	B	t_{max}	GSEMO (13)					SW-GSEMO (14)					NSGA-II ₂₀ (15)					NSGA-II ₁₀₀ (16)				
			α	Mean	std	stat	Mean	std	stat	Mean	std	stat	Mean	std	stat	Mean	std	stat				
ca-CSphd	43	1500000	0.1	36	0	14(=),15(=),16(=) 36	0	13(=),15(=),16(=) 36	0	13(=),14(=),16(=) 36	0	13(=),14(=),15(=)	0	13(=),14(=),15(=)	0	13(=),14(=),15(=)	0	13(=),14(=),15(=)				
		1000000	0.1	36	0	14(=),15(=),16(=) 36	0	13(=),15(=),16(=) 36	0	13(=),14(=),16(=) 36	0	13(=),14(=),15(=)	0	13(=),14(=),15(=)	0	13(=),14(=),15(=)	0	13(=),14(=),15(=)				
		500000	0.1	36	0	14(=),15(=),16(=) 36	0	13(=),15(=),16(=) 36	0	13(=),14(=),16(=) 36	0	13(=),14(=),15(=)	0	13(=),14(=),15(=)	0	13(=),14(=),15(=)	0	13(=),14(=),15(=)				
	94	1500000	0.1	85	0	14(=),15(=),16(=) 85	0	13(=),15(=),16(=) 85	0	13(=),14(=),16(=) 85	0	13(=),14(=),15(=)	0	13(=),14(=),15(=)	0	13(=),14(=),15(=)	0	13(=),14(=),15(=)				
		1000000	0.1	85	0	14(=),15(=),16(=) 85	0	13(=),15(=),16(=) 85	0	13(=),14(=),16(=) 85	0	13(=),14(=),15(=)	0	13(=),14(=),15(=)	0	13(=),14(=),15(=)	0	13(=),14(=),15(=)				
		500000	0.1	85	0	14(=),15(=),16(=) 85	0	13(=),15(=),16(=) 85	0	13(=),14(=),16(=) 85	0	13(=),14(=),15(=)	0	13(=),14(=),15(=)	0	13(=),14(=),15(=)	0	13(=),14(=),15(=)				
	188	1500000	0.1	171	0	14(=),15(+),16(=) 171	0	13(=),15(+),16(=) 171	1.11	13(-),14(-),16(-) 171	0	13(=),14(=),15(=)	0	13(=),14(=),15(=)	0	13(=),14(=),15(=)	0	13(=),14(=),15(=)				
		1000000	0.1	171	0	14(=),15(+),16(=) 171	0	13(=),15(+),16(=) 171	1.019	13(-),14(-),16(-) 171	0	13(=),14(=),15(=)	0	13(=),14(=),15(=)	0	13(=),14(=),15(=)	0	13(=),14(=),15(=)				
		500000	0.1	171	0	14(=),15(+),16(=) 171	0	13(=),15(+),16(=) 171	1.054	13(-),14(-),16(-) 171	0	13(=),14(=),15(=)	0	13(=),14(=),15(=)	0	13(=),14(=),15(=)	0	13(=),14(=),15(=)				
	ca-GrQc	64	1500000	0.1	57.966	0.1795	14(=),15(=),16(=) 58	0	13(=),15(=),16(=) 58	0	13(=),14(=),16(=) 58	0	13(=),14(=),15(=)	0	13(=),14(=),15(=)	0	13(=),14(=),15(=)	0	13(=),14(=),15(=)			
			1000000	0.1	57.966	0.179	14(=),15(=),16(=) 58	0	13(=),15(=),16(=) 58	0.179	13(=),14(=),16(=) 58	0	13(=),14(=),15(=)	0	13(=),14(=),15(=)	0	13(=),14(=),15(=)	0	13(=),14(=),15(=)			
			500000	0.1	57.733	0.442	14(=),15(=),16(=) 58	0	13(=),15(=),16(=) 58	0.422	13(=),14(=),16(=) 58	0	13(=),14(=),15(=)	0	13(=),14(=),15(=)	0	13(=),14(=),15(=)	0	13(=),14(=),15(=)			
207		1500000	0.1	196	0	14(=),15(=),16(=) 196	0	13(=),15(=),16(=) 196	1.024	13(=),14(=),16(=) 196	0	13(=),14(=),15(=)	0	13(=),14(=),15(=)	0	13(=),14(=),15(=)	0	13(=),14(=),15(=)				
		1000000	0.1	196	0	14(=),15(=),16(=) 196	0	13(=),15(=),16(=) 196	0.963	13(=),14(=),16(=) 196	0	13(=),14(=),15(=)	0	13(=),14(=),15(=)	0	13(=),14(=),15(=)	0	13(=),14(=),15(=)				
		500000	0.1	195.833	0.372	14(=),15(+),16(=) 196	0	13(=),15(+),16(=) 196	0.835	13(-),14(-),16(-) 196	0	13(=),14(=),15(=)	0	13(=),14(=),15(=)	0	13(=),14(=),15(=)	0	13(=),14(=),15(=)				
415		1500000	0.1	394.066	0.771	14(=),15(+),16(=) 395.333	0.471	13(=),15(+),16(=) 386.833	1.694	13(-),14(-),16(-) 394.8	0.476	13(=),14(=),15(=)	0	13(=),14(=),15(=)	0	13(=),14(=),15(=)	0	13(=),14(=),15(=)				
		1000000	0.1	393.333	0.442	14(=),15(+),16(=) 395.166	0.372	13(=),15(+),16(=) 386.133	2.124	13(-),14(-),16(-) 394.333	0.829	13(=),14(=),15(=)	0	13(=),14(=),15(=)	0	13(=),14(=),15(=)	0	13(=),14(=),15(=)				
		500000	0.1	392.233	0.512	14(=),15(+),16(=) 394.866	0.426	13(=),15(+),16(=) 383.633	2.272	13(-),14(-),16(-) 393.8	0.945	13(=),14(=),15(=)	0	13(=),14(=),15(=)	0	13(=),14(=),15(=)	0	13(=),14(=),15(=)				
ca-CondaMat		146	1500000	0.1	139	0	14(=),15(=),16(=) 139	0	13(=),15(=),16(=) 139	0	13(=),14(=),16(=) 139	0	13(=),14(=),15(=)	0	13(=),14(=),15(=)	0	13(=),14(=),15(=)	0	13(=),14(=),15(=)			
			1000000	0.1	139	0	14(=),15(=),16(=) 139	0	13(=),15(=),16(=) 139	0	13(=),14(=),16(=) 139	0	13(=),14(=),15(=)	0	13(=),14(=),15(=)	0	13(=),14(=),15(=)	0	13(=),14(=),15(=)			
			500000	0.1	139	0	14(=),15(=),16(=) 139	0	13(=),15(=),16(=) 139	0.179	13(=),14(=),16(=) 139	0	13(=),14(=),15(=)	0	13(=),14(=),15(=)	0	13(=),14(=),15(=)	0	13(=),14(=),15(=)			
	1068	1500000	0.1	1031.266	1.59	14(-),15(+),16(=) 1039.366	1.139	13(+),15(+),16(+)+ 1008.4	5.505	13(-),14(-),16(-) 1033.966	2.994	13(=),14(=),15(=)	0	13(=),14(=),15(=)	0	13(=),14(=),15(=)	0	13(=),14(=),15(=)				
		1000000	0.1	1022.533	1.726	14(-),15(+),16(-) 1031.533	0.956	13(+),15(+),16(+)+ 1001.133	5.754	13(-),14(-),16(-) 1026.966	2.575	13(+),14(+),15(+)	0	13(=),14(=),15(=)	0	13(=),14(=),15(=)	0	13(=),14(=),15(=)				
		500000	0.1	1019.466	1.783	14(-),15(+),16(-) 1030.366	1.097	13(+),15(+),16(+)+ 1005.833	6.044	13(-),14(-),16(-) 1033.266	3.203	13(+),14(+),15(+)	0	13(=),14(=),15(=)	0	13(=),14(=),15(=)	0	13(=),14(=),15(=)				
	2136	1500000	0.1	2023.533	2.704	14(-),15(+),16(+)+ 2041.2	2.072	13(+),15(+),16(+)+ 1932.4	10.694	13(-),14(-),16(-) 2019.5	6.687	13(+),14(+),15(+)	0	13(=),14(=),15(=)	0	13(=),14(=),15(=)	0	13(=),14(=),15(=)				
		1000000	0.1	2015.366	3.219	14(-),15(+),16(+)+ 2059.433	1.994	13(+),15(+),16(+)+ 1942.266	9.051	13(-),14(-),16(-) 2014.9	5.497	13(+),14(+),15(+)	0	13(=),14(=),15(=)	0	13(=),14(=),15(=)	0	13(=),14(=),15(=)				
		500000	0.1	1997.5	3.232	14(-),15(+),16(-) 2046.233	1.977	13(+),15(+),16(+)+ 1924.566	11.632	13(-),14(-),16(-) 2000.533	6.173	13(+),14(+),15(+)	0	13(=),14(=),15(=)	0	13(=),14(=),15(=)	0	13(=),14(=),15(=)				