
Enhancing Training Efficiency Using Packing with Flash Attention

Achintya Kundu
IBM Research
achintya.k@ibm.com

Rhui Dih Lee
IBM Research
rhui.dih.lee@ibm.com

Laura Wynter
IBM Research
lwynter@sg.ibm.com

Raghu Kiran Ganti
IBM Research
rganti@us.ibm.com

Mayank Mishra
IBM Research
mayank.mishra2@ibm.com

Abstract

Padding is often used in tuning LLM models by adding special tokens to shorter training examples to match the length of the longest sequence in each batch. While this ensures uniformity for batch processing, it introduces inefficiencies by including irrelevant padding tokens in the computation and wastes GPU resources. On the other hand, the Hugging Face SFT trainer offers the option to use packing to combine multiple training examples up to the maximum sequence length. This allows for maximal utilization of GPU resources. However, without proper masking of each packed training example, attention will not be computed correctly when using SFT trainer. We enable and then analyse packing and Flash Attention with proper attention masking of each example and show the benefits of this training paradigm.

1 Introduction

In LLM tasks, data is represented as sequences of tokens, where each token typically corresponds to a word, character, or sub-word. These sequences form the input to the models, which aim to learn meaningful representations and capture intricate patterns within the data. However, the lengths of these sequences can vary substantially, posing a computational challenge during training.

To illustrate this challenge, consider a scenario where we aim to fine-tune a LLM on a corpus of text. Each sentence in the corpus may have a different length, ranging from a few words to several dozen or even hundreds. Traditional approaches would require padding shorter sequences with special tokens up to the maximum sequence length. While this ensures uniformity for processing, it introduces inefficiencies by including irrelevant padding tokens in the computation, which not only wastes GPU resources but also can dilute the model's learning signal.

Batch-level, or dynamic, padding improves this by organizing sequences within a batch in a manner to improve computational efficiency without sacrificing learning efficacy. This is achieved by dynamically padding sequences to the same length within a batch, up to the maximum example length in each batch, allowing for parallel processing across multiple sequences. By eliminating the need for fixed-length padding across batches, Batch-level padding minimizes wasted computation on padding tokens, leading to improvements in training efficiency and batch inference throughput.

Central to the implementation of batch-level padding is the concept of masking. Masking mechanisms enable neural network models to selectively ignore padded regions during computation, ensuring that they do not contribute to the model's output or gradients. This enables the model to focus exclusively on the relevant parts of the input sequences, thereby preserving the integrity of the learning process

while mitigating the effects of variable-length sequences. While batch-level padding is less wasteful than traditional padding, it is possible to improve computational efficiency further by packing small examples together, provided the masking mechanism is aware of the new example boundaries.

Packing with Position IDs entails concatenating sequences into a single tensor and applying masking to appropriate position IDs to disregard elements from other sequences during computation. Packing improves upon batch-level padding, accelerating the training process, allowing one to experiment with larger datasets and more complex models. In summary, Packing with Position IDs offers a pragmatic solution to the challenge of processing variable-length sequences efficiently and unlocks higher levels of performance and scalability to LLM sequence processing. We provide a solution for this as well as a detailed analysis of its benefits.

2 Related Work

There are a few ways that sample packing can be enabled with Flash Attention 2 [9] and proper attention masking of each example. The Flash Attention repository itself offers a way to pack while enabling proper masking of examples with Flash Attention. See Flash Attention Closed Issue 654 [1]. Others have proposed padding-free transformers, such as [6, 7]. The padding-free transformer methods require substantial and intrusive changes however to Hugging Face transformers library. As such, these methods have seen less uptake by the community and are not currently available in the Hugging Face library. For Hugging Face SFT Trainer users, it is desirable to have a readily available solution without requiring going outside the library.

Most works on sample packing are concerned with how to select the sequences to pack together. This problem can be formulated as a bin packing, or machine scheduling, problem from the combinatorial optimisation literature. For instance, [12] discuss one such approach for sequence selection and packing. In [8] the authors also use packing to combine multiple training examples into a single sequence, separating inputs from targets using an end-of-sequence token, and also using masking to prevent tokens from attending to others across the packed example boundaries.

The multi-pack sampler repository [5], used also by [3], employs a first-fit-decreasing heuristic for the bin packing problem to select sequences to put together on each gpu in a distributed computing setting. Since this method is the most widely used, we make use of it in conjunction with our Packing with PositionIDs solution to further enhance the packing performance.

We mention also the LengthGroupedSampler function [4] in Hugging Face Transformers library which is often used in conjunction with sample padding. We consider this method as another baseline, referred to as GroupByLength+Padding.

3 Packing with Position IDs

We denote the input_ids of the tokenized i -th example as a tensor of shape $(L_i,)$:

$$\mathbf{X}_i = [\mathbf{x}_i^{(0)}, \dots, \mathbf{x}_i^{(L_i-1)}].$$

Let $\mathbf{X}_{i_1}, \mathbf{X}_{i_2}, \dots$ be an ordering of the training examples. Assuming a batch size $bs = 4$, consider a batch consisting of examples $\{\mathbf{X}_{i_1}, \mathbf{X}_{i_2}, \mathbf{X}_{i_3}, \mathbf{X}_{i_4}\}$. Then, in a batch-level padding based approach, the batch, B , is processed as a tensor of $(4, L_{max})$, where $L_{max} := \max\{L_{i_1}, L_{i_2}, L_{i_3}, L_{i_4}\}$ and the required number of padding tokens are appended to each example $(L_{max} - L_{i_1}$ to \mathbf{X}_{i_1}) to make them tensors with shape $(L_{max},)$.

To avoid cross-contamination while packing examples, we propose to utilize position IDs to demarcate boundaries of individual examples in a packed sequence. We assume support for Flash Attention and the availability of position IDs which is the case for the most popular open-source LLM models.

Then, to use the position IDs, we require arranging the data sequences accordingly. There are multiple ways to arrange the data with this solution, we discuss three below.

3.1 Online Mini-batch Collating

In mini-batch collating, the padding-free collator must pack the examples online, for each mini-batch, into a tensor of dimension, \dim_{mini} :

$$\dim_{mini} = (1, \sum_{i=1..4} L_i),$$

and then provide position IDs which then take the form:

$$[[0, \dots, (L_{i_1} - 1), 0, \dots, (L_{i_2} - 1), 0, \dots, (L_{i_3} - 1), 0, \dots, (L_{i_4} - 1)]].$$

3.2 Offline Batch Collating

It is also possible to pack a full set of samples offline in a single tensor of dimension \dim_{flat} :

$$\dim_{flat} = (1, bs * msl),$$

where bs is the batch size and msl denotes the maximum sequence length allowed for individual training examples.

3.3 Collating with Optimised Sample Selection

It is possible to leverage the bin-packing-type sample selection algorithms such as [5] in conjunction with the solution provided by Packing with PositionIDs. In this case the samples to assign to each gpu and the position IDs for those samples are grouped per gpu. We call this Multipack+Position IDs. To contrast with the Multipack bin packing method, we introduce two simple baselines: (q) RandomPacking+PosID and (b) SortedPacking+PosID; Examples are packed on a first-come-first-serve basis from randomly ordered training data set and sorted (length-wise from long to short) data set, respectively.

Method	Attention Using Position IDs	Correct Cross-Attention	No Broken Examples	No Sorting of Dataset
RandomSampling+Padding	✗	✓	✓	✓
GroupByLength+Padding	✗	✓	✓	✗
MiniBatchPacking+PosIDd	✓	✓	✓	✓
FixedLengthPacking	✗	✗	✗	✓
FixedLengthPacking+PosID	✓	✓	✗	✓
Multipack+PosID	✓	✓	✓	✗
SortedPacking+PosID	✓	✓	✓	✗
RandomPacking+PosID	✓	✓	✓	✓

Table 1: Characteristics of different methods of grouping examples into batches

Specifically, to enable the use of position IDs, we modify the models' `_flash_attention_forward()`, adding the argument `position_ids` and extracting the number of examples in the batch from the `position_ids`. When `attention_mask` is `None` in the case of number of examples > batch size, we compute `cu_seq_len` from `position_ids` and use the `flash_attn_varlen_func()`.

3.4 PaddingFreeCollator

We further provide a new off-the-shelf data collator, the `PaddingFreeCollator`, summarised below.

```

return { input_ids: ..., labels: ..., position_ids: ... }
input_ids (1,  $\sum$  sequence_length_of_each_example) :
    Concatenate all the examples in the mini.
labels (1,  $\sum$  sequence_length_of_each_examples) :

```

Convert the first `label_id` of each example into -100, then concatenate.

`position_ids` ($1, \sum \text{sequence_length_of_each_examples}$) :
Generate position ids for each example and concatenate them all.

Next we illustrate the simplicity of the method with an example, below.

3.5 Example

Consider again the scenario with a `batchsize = 4` where the sequences are as follows:

```
[[10, 11, 12, 13],  
 [20, 21, 22, 23, 24, 25, 26, 27],  
 [30, 31, 32, 33, 34],  
 [40, 41, 42, 43, 44, 45, 46, 47, 48, 49, 410]]
```

The padding-free collator returns the input IDs, labels, and the position IDs of each example after concatenating the examples together. Hence, the collator provides:

`input_ids`:

```
[[10, 11, 12, 13, 20, 21, 22, 23, 24, 25, 26, 27,  
 30, 31, 32, 33, 34, 40, 41, 42, 43, 44, 45, 46, 47, 48, 49, 410]],
```

`labels`:

```
[[−100, 11, 12, 13, −100, 21, 22, 23, 24, 25, 26, 27,  
 −100, 31, 32, 33, 34, −100, 41, 42, 43, 44, 45, 46, 47, 48, 49, 410]],
```

`position_ids`:

```
[[0, 1, 2, 3, 0, 1, 2, 3, 4, 5, 6, 7,  
 0, 1, 2, 3, 4, 0, 1, 2, 3, 4, 5, 6, 7, 8, 9, 10]].
```

The modifications required are lightweight and are limited to providing the position IDs to Flash Attention. For details, see the repository at [2]. This solution relies, however, on the model exposing position IDs. As of the time of writing, 14 models expose position IDs and are supported by the solution. Specifically: llama, mistral, mixtral, granite, dbx, falcon, gemma, olmo, phi/phi2, phi3, qwen2, qwen2_moe, stablelm, starcoder2 are all supported by the solution.

4 Experiments and Results

We consider three different datasets with different example-length characteristics: FLAN [15], OrcaMath[13], and python code data from The Stack[11]. A subset of 20K examples from each of the 3 datasets was used in the experiments. We evaluate the throughput in tokens/second, denoted Tok/s, peak memory, denoted Mem, and validation loss, denoted VLoss. All tests were performed on a single A100-80GB node having 8 GPU with FSDP. The throughput measurements are averaged over the 8 GPU and the peak memory recorded is the maximum over the 8 GPU.

The characteristics of example lengths in our 20K subsets of FLAN, OrcaMath, as well as in the python coding dataset from The Stack are shown in the histograms in Figure 1. Observe that both FLAN and OrcaMath have primarily small example lengths, which makes them amenable to significant throughput gains via packing, while the coding dataset the Stack has significantly longer examples, and hence we expect less throughput benefit from packing on that dataset.

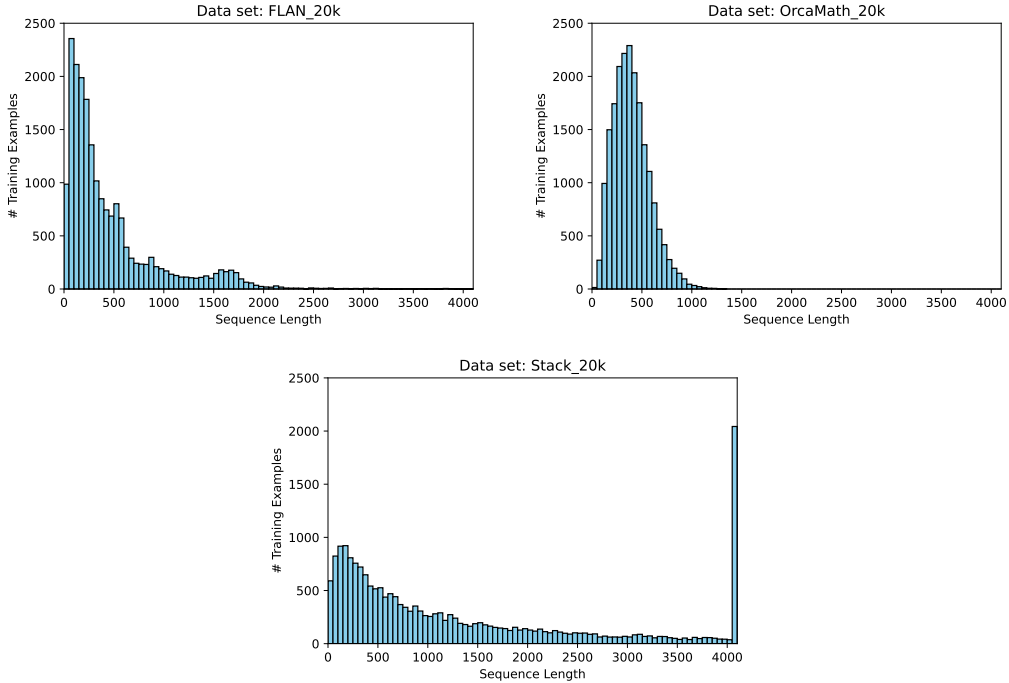


Figure 1: Histograms of sequence lengths for the 3 training datasets: (top left) FLAN_20k, (top right) OrcaMath_20k, and (bottom) the Stack_20k.

4.1 Main Results

Four approaches were evaluated. The two base cases are: (i) No packing with truncate, i.e., padding, and (ii) Basic packing (as is currently available in SFT trainer, without position IDs). Then, we evaluate two variants of the proposed solution: (iii) Our solution providing packing with position IDs, in which the batch is prepared offline and flattened, and (iv) Our solution with online packing with position IDs for each mini-batch.

We expect that base case (i) using padding will be the slowest approach but provide optimal training loss reduction since it does not disrupt any training examples. On the other hand, basic packing without position IDs can achieve high throughput, at the expense of distorting examples through improper attention masks.

We demonstrate the benefits of the solution on 10 of the 14 supported models. Specifically, we test it on Llama-2-7B-fp16, mistralai/Mistral-7B-v0.1, granite-8b-code-base, tiuae/falcon-7b, google/gemma-7b, microsoft/phi-2, Qwen/CodeQwen1.5-7B, bigcode/starcoder2-7b, stabilityai/stablelm-2-1_6b, Qwen/Qwen1.5-MoE-A2.7B.

Table 2 provides the main results on a 20K subset of the FLAN instruct tuning dataset [15] and Table 3 shows the analogous results on the OrcaMath dataset [13]. For both datasets, all models are run for one epoch with gradient accumulation steps (**gas**) of 2, maximum sequence length (**mssl**) of 4096 and mini-batch size (**bs**) per GPU set to 4.

Observe that the Packing with PositionID methods improve substantially the throughput in terms of tokens per second, in many case above and beyond even basic packing that does not account for improper cross-attention (the second row in each model section).

However, this maximal packing has an impact on the loss behaviour. Due to the fact that far fewer optimisation steps are taken with such maximal packing, the loss does not decrease as fast, and its effect is confirmed by the validation loss ("VLoss") after one epoch. Hence, as a best-of-both worlds remedy, we propose the online minibatch approach to Packing with PositionIDs, which due to the packing of fewer examples in each pack, does not achieve the maximal throughput, however it

achieves the same optimal loss pattern and hence validation loss, as the inefficient padding-based approach. It also improves on throughput substantially beyond the padding-based approach.

The variation in benefit from our proposed approach across the FLAN and OrcaMath datasets can be attributed to the statistical dataset characteristics of each; the very small sample lengths of FLAN, whose primary mode is around 100 tokens, is highly amenable to significant throughput increase from packing, more so than OrcaMath, whose mode is around 400 tokens, as seen in Figure 1. This means that offline packing can achieve very significant throughput improvements. On the other hand, with minibatch packing, the padding baseline pads only to the length of the longest sequence in each minibatch. Hence, the variance (rather than the mean) of the sample lengths affects the gain in throughput, with high variance leading to more minibatch padding. This is also confirmed by the higher improvement in throughput from minibatch packing with PositionIDs compared to padding in FLAN, Table 2 versus OrcaMath, in Table 3. The benefits across model architectures are consistent, with the exception of Gemma-7B and Qwen1.5-MoE-A2.7B.

4.2 Ablation Study on Minibatch Size

In this ablation study we compare the effect of minibatch size (bs) on training throughput and memory for two approaches: the standard padding vs proposed minibatch packing. For this experiment, we fine-tune Mistral-7B[10] on 2 different training datasets: FLAN_20k, (right) OrcaMath_20k. We present the throughput results in Figure 3 and the memory results in 2. The advantage of minibatch packing is significant, not only is the throughput a factor of 2x faster and the peak memory usage significantly lower than using padding, but the training runs out of memory (OOM) much later allowing for larger batch sizes.

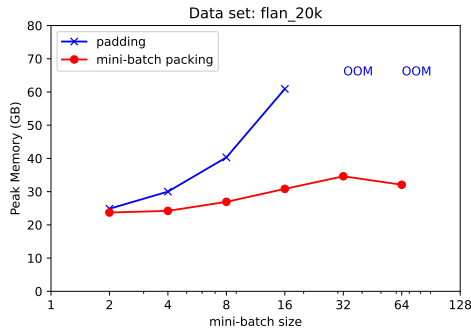


Figure 2: Minibatch packing offers lower GPU peak memory usage than padding approach as mini-batch size increases. “OOM” denotes out of memory error. Lower is better.

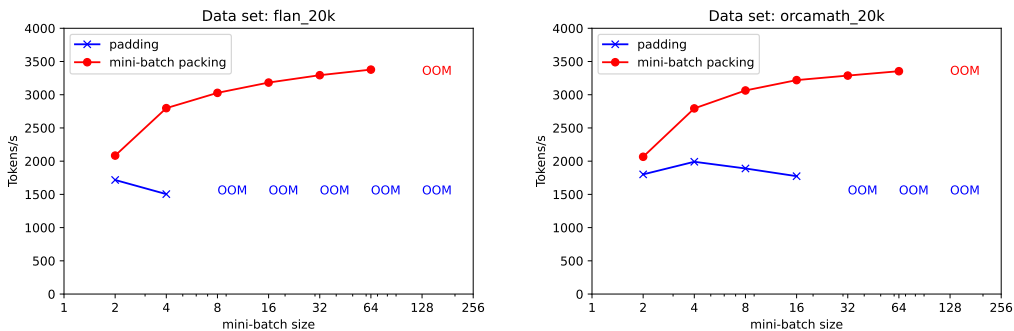


Figure 3: Minibatch packing offers better throughput (Tokens/s) than padding as mini-batch size increases. “OOM” denotes out of memory error. Higher is better.

Model	Pack?	inp_ids	pos_id?	Rows	Time	Tok/s	Mem	VLoss
llama2	no	bs, max(B)	no	19958	1526	771	29234	1.266
	yes	bs, seq	no	2346	388	3091	29433	1.579
	flat	1, bs*msl	1, bs*msl	599	366	3222	29438	1.578
	mini	1, $\sum(B)$	1, $\sum(B)$	19958	809	1455	23854	1.262
mistral	no	bs, max(B)	no	19961	1553	742	30625	1.129
	yes	bs, seq	no	2294	392	2986	30783	1.306
	flat	1, bs*msl	1, bs*msl	585	383	3010	30783	1.284
	mini	1, $\sum(B)$	1, $\sum(B)$	19961	818	1408	24549	1.127
granite	no	bs, max(B)	no	19947	1741	693	36277	1.169
	yes	bs, seq	no	2420	471	2628	36278	1.740
	flat	1, bs*msl	1, bs*msl	620	459	2657	36276	1.767
	mini	1, $\sum(B)$	1, $\sum(B)$	19947	888	1358	27538	1.169
falcon	no	bs, max(B)	no	19969	1229	890	29894	1.842
	yes	bs, seq	no	2168	326	3401	30106	2.585
	flat	1, bs*msl	1, bs*msl	536	293	3639	30202	2.415
	mini	1, $\sum(B)$	1, $\sum(B)$	19969	687	1592	24622	1.841
gemma	no	bs, max(B)	no	19974	1671	602	49982	1.930
	yes	bs, seq	no	1990	461	2211	50014	3.464
	flat	1, bs*msl	1, bs*msl	1056	554	1824	50020	3.418
	mini	1, $\sum(B)$	1, $\sum(B)$	19974	1223	823	41628	1.923
phi2	no	bs, max(B)	no	19974	741	1449	20228	2.948
	yes	bs, seq	no	2123	187	5806	20293	3.375
	flat	1, bs*msl	1, bs*msl	525	172	6066	20342	3.464
	mini	1, $\sum(B)$	1, $\sum(B)$	19974	415	2588	13315	2.940
CodeQwen	no	bs, max(B)	no	19966	1477	732	44549	1.578
	yes	bs, seq	no	2151	368	2992	44575	1.895
	flat	1, bs*msl	1, bs*msl	544	367	2942	44579	1.855
	mini	1, $\sum(B)$	1, $\sum(B)$	19966	784	1380	31652	1.577
starcoder	no	bs, max(B)	no	19947	1585	761	34122	2.085
	yes	bs, seq	no	2420	417	2965	34122	2.547
	flat	1, bs*msl	1, bs*msl	620	396	3072	34121	2.483
	mini	1, $\sum(B)$	1, $\sum(B)$	19947	835	1445	25484	2.090
stablelm	no	bs, max(B)	no	19969	369	2820	16488	1.064
	yes	bs, seq	no	2064	91	11595	16682	1.252
	flat	1, bs*msl	1, bs*msl	522	85	12100	16700	1.201
	mini	1, $\sum(B)$	1, $\sum(B)$	19969	229	4540	11011	1.066
QwenMOE	no	bs, max(B)	no	19969	4066	254	55436	1.268
	yes	bs, seq	no	2045	497	2101	55733	1.592
	flat	1, bs*msl	1, bs*msl	1083	607	1706	55691	1.556
	mini	1, $\sum(B)$	1, $\sum(B)$	19969	4014	257	50774	1.268

Table 2: Summary of main results on a 20K sample of the FLAN dataset over 10 of the 14 supported models. The table compares padding each example (first row, each section) with basic packing without position IDs (second row, each section), and two variants of the solution with position IDs: offline flattening and the online mini-batch.

4.3 Ablation Study on Sample Selection Method

In this ablation study we consider two different models: Mistral-7B[10] and CodeLlama-Python-7B [14]. In Tables 4,5, and 6, we examine different batch sizes and sequence lengths on two of the most popular models, Mistral-7B and CodeLlama-Python-7B with several sample selection methods. We provide the results on FLAN, OrcaMath, and the Stack [11], respectively. In the tables, **bs** is the minibatch size per GPU, **msl** stands for maximum sequence length of an example/packed sequence, and **gas** denotes the number gradient accumulation steps. Note that the Stack dataset has high variance in sequence length as seen in Figure 1, and long sequence lengths.

Model	Pack?	inp_ids	pos_id?	Rows	Time	Tok/s	Mem	VLoss
llama2	no	bs, $\max(B)$	no	20000	790	1269	22305	0.458
	yes	bs, msl	no	1946	315	3155	29433	0.550
	flat	1, bs*msl	1, bs*msl	488	295	3324	29432	0.521
	mini	1, $\sum(B)$	1, $\sum(B)$	20000	574	1746	20950	0.459
mistral	no	bs, $\max(B)$	no	20000	812	1216	23603	0.321
	yes	bs, msl	no	1921	326	3006	30783	0.353
	flat	1, bs*msl	1, bs*msl	478	307	3137	30783	0.350
	mini	1, $\sum(B)$	1, $\sum(B)$	20000	596	1658	22409	0.320
granite	no	bs, $\max(B)$	no	20000	809	1199	26489	0.3242
	yes	bs, seq	no	1887	369	2614	36278	0.3928
	flat	1, bs*msl	1, bs*msl	473	351	2712	36277	0.383
	mini	1, $\sum(B)$	1, $\sum(B)$	20000	575	1689	24423	0.3242
falcon	no	bs, $\max(B)$	no	20000	661	1428	22770	0.618
	yes	bs, msl	no	1834	279	3358	30106	0.744
	flat	1, bs*msl	1, bs*msl	456	248	3700	30201	0.695
	mini	1, $\sum(B)$	1, $\sum(B)$	20000	500	1887	21702	0.618
gemma	no	bs, $\max(B)$	no	20000	1076	858	32325	0.344
	yes	bs, msl	no	1794	420	2188	50014	0.962
	flat	1, bs*msl	1, bs*msl	919	470	1944	50020	0.798
	mini	1, $\sum(B)$	1, $\sum(B)$	20000	949	972	30794	0.345
phi2	no	bs, $\max(B)$	no	20000	371	2240	11209	0.479
	yes	bs, msl	no	1614	143	5755	20293	0.561
	flat	1, bs*msl	1, bs*msl	399	129	6225	20341	0.514
	mini	1, $\sum(B)$	1, $\sum(B)$	20000	306	2714	9817	0.483
CodeQwen	no	bs, $\max(B)$	no	20000	750	1187	28760	0.483
	yes	bs, msl	no	1730	295	3001	44575	0.541
	flat	1, bs*msl	1, bs*msl	432	288	3028	44579	0.522
	mini	1, $\sum(B)$	1, $\sum(B)$	20000	559	1594	26132	0.483
starcoder	no	bs, $\max(B)$	no	20000	782	1271	24475	0.504
	yes	bs, msl	no	1933	330	2988	34122	0.563
	flat	1, bs*msl	1, bs*msl	483	302	3219	34123	0.558
	mini	1, $\sum(B)$	1, $\sum(B)$	20000	575	1729	22439	0.504
stablelm	no	bs, $\max(B)$	no	20000	226	3970	8986	0.534
	yes	bs, msl	no	1744	77	11578	16682	0.573
	flat	1, bs*msl	1, bs*msl	434	70	12470	16700	0.567
	mini	1, $\sum(B)$	1, $\sum(B)$	20000	195	4614	7368	0.534
QwenMOE	no	bs, $\max(B)$	no	20000	4165	216	45152	0.335
	yes	bs, msl	no	1744	444	2005	55733	0.366
	flat	1, bs*msl	1, bs*msl	889	484	1826	55692	0.352
	mini	1, $\sum(B)$	1, $\sum(B)$	20000	3849	234	44572	0.335

Table 3: Summary of main results on a 20K sample of the OrcaMath dataset over 10 of the 14 supported models. The table compares padding each example (first row, each section) with basic packing without position IDs (second row, each section), and two variants of the solution with position IDs: offline flattening and the online minibatch.

As expected, the padding-based approaches have the lowest training throughput, and offline packing offers the highest throughput. Also as expected and as seen previously minibatch packing offers an intermediate ground with still-significant throughput increases.

It is instructive to delve into both training and validation loss. The offline packing methods, even using position IDs fail to provide the same level of validation loss after one epoch that padding and minibatch packing with position IDs provide. As noted above, this is due primarily to the fewer number of optimisation update steps performed.

Finally, we examine how much benefit can be achieved by coupling the use of Packing with Position-IDs with the bin-packing-based sample selection of Multi-pack sampler [5]. The first observation is

that the benefit, across all three datasets, is rather limited. However, while the throughput decreases very slightly when using the Multi-pack sampler, there is on average a small benefit to the loss behaviour of the models using bin-packing-based sampling.

Method	(bs, msl, gas)	Steps	Time	Tok/s	Train Loss	V Loss
RandomSampling+Padding	(2, 4096, 32)	311	5516	1671	1.271	1.117
GroupByLength+Padding	(2, 4096, 32)	311	3997	2306	1.277	1.120
MiniBatchPacking+PosIDd	(2, 4096, 32)	311	4028	2289	1.273	1.123
FixedLengthPacking	(2, 4096, 32)	35	2895	3184	1.372	1.294
FixedLengthPacking	(1, 8192, 32)	35	3058	3014	1.362	1.352
FixedLengthPacking+PosID	(2, 4096, 32)	35	2888	3191	1.378	1.221
FixedLengthPacking+PosID	(1, 8192, 32)	35	2781	3314	1.363	1.221
Multipack+PosID	(1, 8192, 32)	37	2782	3314	1.335	1.215
SortedPacking+PosID	(1, 8192, 32)	37	2842	3243	1.318	1.278
RandomPacking+PosID	(1, 8192, 32)	37	2852	3233	1.335	1.208
FixedLengthPacking	(2, 4096, 4)	281	2959	3115	1.339	1.252
FixedLengthPacking	(1, 8192, 4)	281	3143	2932	1.331	1.288
FixedLengthPacking+PosID	(2, 4096, 4)	281	2845	3239	1.338	1.170
FixedLengthPacking+PosID	(1, 8192, 4)	281	2839	3246	1.321	1.154
Multipack+PosID	(1, 8192, 4)	299	2953	3122	1.294	1.153
SortedPacking+PosID	(1, 8192, 4)	300	2938	3138	1.264	1.210
RandomPacking+PosID	(1, 8192, 4)	300	2912	3166	1.293	1.151
RandomSampling+Padding	(4, 4096, 16)	311	6184	1491	1.295	1.127
GroupByLength+Padding	(4, 4096, 16)	311	3394	2716	1.315	1.131
MiniBatchPacking+PosIDd	(4, 4096, 16)	311	3310	2785	1.296	1.127
FixedLengthPacking	(4, 4096, 16)	35	2886	3193	1.369	1.307
FixedLengthPacking	(1, 16384, 16)	35	3042	3027	1.358	1.431
FixedLengthPacking+PosID	(4, 4096, 16)	35	2699	3415	1.375	1.225
FixedLengthPacking+PosID	(1, 16384, 16)	35	2683	3432	1.350	1.225
Multipack+PosID	(1, 16384, 16)	36	2700	3414	1.337	1.217
SortedPacking+PosID	(1, 16384, 16)	36	2688	3429	1.312	1.281
RandomPacking+PosID	(1, 16384, 16)	36	2722	3386	1.332	1.223
FixedLengthPacking	(4, 4096, 2)	281	2878	3202	1.340	1.255
FixedLengthPacking	(1, 16384, 2)	281	3109	2961	1.324	1.363
FixedLengthPacking+PosID	(4, 4096, 2)	281	2759	3340	1.340	1.169
FixedLengthPacking+PosID	(1, 16384, 2)	281	2833	3250	1.313	1.145
Multipack+PosID	(1, 16384, 2)	290	2772	3326	1.299	1.154
SortedPacking+PosID	(1, 16384, 2)	290	2822	3267	1.268	1.193
RandomPacking+PosID	(1, 16384, 2)	290	2794	3299	1.294	1.156

Table 4: Finetuning Mistral-7B for 1 epoch on FLAN_20k dataset: performance comparison of different sample packing approaches. The first group in each section uses minibatches and the second and third groups use offline packing. Throughput (train tokens/second) is improved substantially using Packing with Position IDs. Loss performance is the same for padding and minibatch packing.

5 Conclusions

We provide a lightweight solution for packing with PositionIDs that can be readily integrated into Hugging Face transformers library and demonstrate its benefits.

Method	(bs, msl, gas)	Steps	Time	Tok/s	Train Loss	V Loss
RandomSampling+Padding	(2, 4096, 32)	312	4195	1884	0.331	0.320
GroupByLength+Padding	(2, 4096, 32)	312	3680	2148	0.335	0.326
MiniBatchPacking+PosIDd	(2, 4096, 32)	312	3683	2146	0.331	0.320
FixedLengthPacking	(2, 4096, 32)	30	2525	3130	0.383	0.352
FixedLengthPacking	(1, 8192, 32)	30	2649	2985	0.369	0.359
FixedLengthPacking+PosID	(2, 4096, 32)	30	2359	3351	0.396	0.348
FixedLengthPacking+PosID	(1, 8192, 32)	30	2341	3378	0.383	0.348
Multipack+PosID	(1, 8192, 32)	31	2397	3297	0.369	0.347
SortedPacking+PosID	(1, 8192, 32)	31	2446	3232	0.370	0.347
RandomPacking+PosID	(1, 8192, 32)	31	2401	3292	0.368	0.346
FixedLengthPacking	(2, 4096, 4)	241	2552	3098	0.355	0.331
FixedLengthPacking	(1, 8192, 4)	241	2676	2954	0.343	0.333
FixedLengthPacking+PosID	(2, 4096, 4)	241	2443	3236	0.356	0.323
FixedLengthPacking+PosID	(1, 8192, 4)	241	2494	3169	0.344	0.322
Multipack+PosID	(1, 8192, 4)	248	2608	3031	0.331	0.323
SortedPacking+PosID	(1, 8192, 4)	248	2460	3214	0.332	0.323
RandomPacking+PosID	(1, 8192, 4)	248	2471	3199	0.330	0.323
RandomSampling+Padding	(4, 4096, 16)	312	4048	1953	0.330	0.320
GroupByLength+Padding	(4, 4096, 16)	312	2929	2699	0.335	0.325
MiniBatchPacking+PosIDd	(4, 4096, 16)	312	3142	2516	0.330	0.320
FixedLengthPacking	(4, 4096, 16)	30	2500	3163	0.383	0.352
FixedLengthPacking	(1, 16384, 16)	30	2682	2945	0.363	0.374
FixedLengthPacking+PosID	(4, 4096, 16)	30	2365	3343	0.396	0.348
FixedLengthPacking+PosID	(1, 16384, 16)	30	2358	3349	0.376	0.347
Multipack+PosID	(1, 16384, 16)	30	2264	3492	0.370	0.347
SortedPacking+PosID	(1, 16384, 16)	30	2253	3509	0.371	0.348
RandomPacking+PosID	(1, 16384, 16)	30	2240	3529	0.369	0.347
FixedLengthPacking	(4, 4096, 2)	241	2559	3089	0.355	0.330
FixedLengthPacking	(1, 16384, 2)	241	2697	2929	0.337	0.346
FixedLengthPacking+PosID	(4, 4096, 2)	241	2362	3346	0.356	0.323
FixedLengthPacking+PosID	(1, 16384, 2)	241	2331	3388	0.337	0.322
Multipack+PosID	(1, 16384, 2)	245	2469	3202	0.330	0.323
SortedPacking+PosID	(1, 16384, 2)	245	2379	3323	0.333	0.327
RandomPacking+PosID	(1, 16384, 2)	245	2340	3378	0.330	0.322

Table 5: Finetuning Mistral-7B for 1 epoch on OrcaMath_20k dataset: performance comparison of different sample packing approaches. The first group in each section uses minibatches and the second and third groups use offline packing. Throughput (train tokens/second) is improved substantially using Packing with Position IDs. Loss performance is the same for padding and minibatch packing.

Method	(bs, msl, gas)	Steps	Time	Tok/s	Train Loss	V Loss
RandomSampling+Padding	(2, 4096, 32)	312	12463	2167	0.440	0.505
GroupByLength+Padding	(2, 4096, 32)	312	8886	3040	0.535	0.505
MiniBatchPacking+PosIDd	(2, 4096, 32)	312	8845	3054	0.440	0.505
FixedLengthPacking	(2, 4096, 32)	103	8157	3311	0.441	0.581
FixedLengthPacking	(1, 8192, 32)	103	9117	2962	0.420	0.588
FixedLengthPacking+PosID	(2, 4096, 32)	103	8157	3311	0.420	0.588
FixedLengthPacking+PosID	(1, 8192, 32)	103	8129	3322	0.414	0.541
Multipack+PosID	(1, 8192, 32)	121	8227	3283	0.393	0.539
SortedPacking+PosID	(1, 8192, 32)	112	8224	3285	0.393	0.541
RandomPacking+PosID	(1, 8192, 32)	122	8500	3178	0.392	0.538
FixedLengthPacking	(2, 4096, 12)	274	8170	3306	0.436	0.574
FixedLengthPacking	(1, 8192, 12)	274	8885	3040	0.415	0.583
FixedLengthPacking+PosID	(2, 4096, 12)	274	8053	3354	0.432	0.516
FixedLengthPacking+PosID	(1, 8192, 12)	274	8058	3352	0.411	0.515
Multipack+PosID	(1, 8192, 12)	324	8617	3135	0.389	0.514
SortedPacking+PosID	(1, 8192, 12)	299	8293	3257	0.389	0.518
RandomPacking+PosID	(1, 8192, 12)	326	8119	3327	0.388	0.514
RandomSampling+Padding	(4, 4096, 16)	312	17639	1531	0.410	0.508
GroupByLength+Padding	(4, 4096, 16)	312	8621	3133	0.535	0.506
MiniBatchPacking+PosIDd	(4, 4096, 16)	312	8380	3223	0.410	0.508
FixedLengthPacking	(4, 4096, 16)	103	7984	3383	0.441	0.582
FixedLengthPacking	(1, 16384, 16)	103	9919	2722	0.408	0.594
FixedLengthPacking+PosID	(4, 4096, 16)	103	7647	3532	0.435	0.542
FixedLengthPacking+PosID	(1, 16384, 16)	103	7814	3455	0.403	0.541
Multipack+PosID	(1, 16384, 16)	112	7909	3415	0.392	0.539
SortedPacking+PosID	(1, 16384, 16)	107	7850	3441	0.394	0.540
RandomPacking+PosID	(1, 16384, 16)	112	7954	3396	0.393	0.539
FixedLengthPacking	(4, 4096, 6)	274	8028	3365	0.435	0.574
FixedLengthPacking	(1, 16384, 6)	274	9958	2711	0.402	0.593
FixedLengthPacking+PosID	(4, 4096, 6)	274	7647	3532	0.432	0.516
FixedLengthPacking+PosID	(1, 16384, 6)	274	8036	3360	0.400	0.515
Multipack+PosID	(1, 16384, 6)	299	7849	3442	0.389	0.514
SortedPacking+PosID	(1, 16384, 6)	286	7892	3422	0.391	0.518
RandomPacking+PosID	(1, 16384, 6)	299	7986	3382	0.389	0.515

Table 6: Finetuning CodeLlama-Python-7B for 1 epoch on the Stack_20k dataset: performance comparison of different sample packing approaches. The first group in each section uses minibatches and the second and third groups use offline packing. Throughput (train tokens/second) is improved substantially using Packing with Position IDs. Loss performance is the same for padding and minibatch packing.

References

- [1] Flash attention issue 654. URL <https://github.com/Dao-AILab/flash-attention/issues/654>.
- [2] Packing with position ids. URL <https://github.com/RhuiDih/transformers/commit/a8efa1484e0117ba54c7b8c90ba9b9d23734e7b6>.
- [3] Axolotl. URL <https://github.com/OpenAccess-AI-Collective/axolotl/tree/main/src/axolotl/monkeypatch>.
- [4] Lengthgroupedsamplerin hugging face transformers library. URL https://huggingface.co/transformers/v4.4.2/_modules/transformers/trainer_pt_utils.html.
- [5] Multi-pack sampler repository. URL https://github.com/imoneoi/multipack_sampler/tree/master.
- [6] Padding free llm train. URL https://github.com/Sanster/padding_free_llm_train/tree/main.
- [7] Saving memory using padding-free transformer layers during finetuning, 2024. URL <https://huggingface.co/blog/mayank-mishra/padding-free-transformer>.
- [8] Hyung Won Chung, Le Hou, Shayne Longpre, Barret Zoph, Yi Tay, William Fedus, Yunxuan Li, Xuezhi Wang, Mostafa Dehghani, Siddhartha Brahma, Albert Webson, Shixiang Shane Gu, Zhuyun Dai, Mirac Suzgun, Xinyun Chen, Aakanksha Chowdhery, Alex Castro-Ros, Marie Pellat, Kevin Robinson, Dasha Valter, Sharan Narang, Gaurav Mishra, Adams Yu, Vincent Zhao, Yanping Huang, Andrew Dai, Hongkun Yu, Slav Petrov, Ed H. Chi, Jeff Dean, Jacob Devlin, Adam Roberts, Denny Zhou, Quoc V. Le, and Jason Wei. Scaling instruction-finetuned language models. *Journal of Machine Learning Research*, 25(70):1–53, 2024. URL <http://jmlr.org/papers/v25/23-0870.html>.
- [9] Tri Dao. Flashattention-2: Faster attention with better parallelism and work partitioning, 2023. URL <https://arxiv.org/abs/2307.08691>.
- [10] Albert Q. Jiang, Alexandre Sablayrolles, Arthur Mensch, Chris Bamford, Devendra Singh Chaplot, Diego de las Casas, Florian Bressand, Gianna Lengyel, Guillaume Lample, Lucile Saulnier, L  lio Renard Lavaud, Marie-Anne Lachaux, Pierre Stock, Teven Le Scao, Thibaut Lavril, Thomas Wang, Timoth  e Lacroix, and William El Sayed. Mistral 7b, 2023. URL <https://arxiv.org/abs/2310.06825>.
- [11] Denis Kocetkov, Raymond Li, Loubna Ben Allal, Jia Li, Chenghao Mou, Carlos Mu  oz Ferrandis, Yacine Jernite, Margaret Mitchell, Sean Hughes, Thomas Wolf, Dzmitry Bahdanau, Leandro von Werra, and Harm de Vries. The stack: 3 tb of permissively licensed source code. *arXiv preprint arXiv:2211.15533*, 2022.
- [12] Mario Michael Krell, Matej Kosec, Sergio P. Perez, and Andrew William Fitzgibbon. Efficient sequence packing without cross-contamination: Accelerating large language models without impacting performance, 2023. URL <https://openreview.net/forum?id=ZAzSf9pzCm>.
- [13] Arindam Mitra, Hamed Khanpour, Corby Rosset, and Ahmed Awadallah. Orca-math: Unlocking the potential of slms in grade school math, 2024.
- [14] Baptiste Rozi  re, Jonas Gehring, Fabian Gloeckle, Sten Sootla, Itai Gat, Xiaoqing Ellen Tan, Yossi Adi, Jingyu Liu, Tal Remez, J  r  my Rapin, Artyom Kozhevnikov, Ivan Evtimov, Joanna Bitton, Manish Bhatt, Cristian Canton Ferrer, Aaron Grattafiori, Wenhan Xiong, Alexandre D  fossez, Jade Copet, Faisal Azhar, Hugo Touvron, Louis Martin, Nicolas Usunier, Thomas Scialom, and Gabriel Synnaeve. Code llama: Open foundation models for code, 2023.
- [15] Jason Wei, Maarten Bosma, Vincent Zhao, Kelvin Guu, Adams Wei Yu, Brian Lester, Nan Du, Andrew M Dai, and Quoc V Le. Finetuned language models are zero-shot learners. In *International Conference on Learning Representations*.