

High-dimensional covariance estimation by pairwise likelihood truncation

Alessandro Casa¹, Davide Ferrari² and Zhendong Huang³

¹Departments of Economics, Università degli Studi di Bergamo

²Faculty of Economics and Management, Free University of Bozen-Bolzano

³School of Mathematics and Statistics, The University of Melbourne

Abstract

Pairwise likelihood offers a useful approximation to the full likelihood function for covariance estimation in high-dimensional context. It simplifies high-dimensional dependencies by combining marginal bivariate likelihood objects, thereby making estimation more manageable. In certain models, including the Gaussian model, both pairwise and full likelihoods are known to be maximized by the same parameter values, thus retaining optimal statistical efficiency, when the number of variables is fixed. Leveraging this insight, we introduce the estimation of sparse high-dimensional covariance matrices by maximizing a truncated version of the pairwise likelihood function, which focuses on pairwise terms corresponding to nonzero covariance elements. To achieve a meaningful truncation, we propose to minimize the discrepancy between pairwise and full likelihood scores plus a L_1 -penalty discouraging the inclusion of uninformative terms. Differently from other regularization approaches, our method selects whole pairwise likelihood objects rather than individual covariance parameters, thus retaining the inherent unbiasedness of the pairwise likelihood estimating equations. This selection procedure is shown to have the selection consistency property as the covariance dimension increases exponentially fast. As a result, the implied pairwise likelihood estimator is consistent and converges to the oracle maximum likelihood estimator that assumes knowledge of nonzero covariance entries.

Keywords: Composite likelihood, High-dimensional covariance, L_1 -penalty, Pairwise likelihood, Sparse covariance.

1 Introduction

Covariance estimation is a fundamental problem in multivariate analysis with countless applications in many fields of empirical research. For example, in genetics, it helps understand complex traits by identifying genetic correlations; in finance, it is instrumental for risk management and asset allocation; in environmental science and climate studies, it is used to study interactions between climate variables and predict future trends. In statistics, covariance estimation is fundamental for complex dependence models such as principal component analysis and factor models. With the emergence of new technology, covariance estimation has become increasingly challenging due to the growing number of variables involved. This growth makes traditional methods, such as maximum likelihood (ML) estimation, prone to error accumulation.

Let $\mathbf{X} = (X_1, \dots, X_p)^\top$ be a p -variate random vector with zero mean and covariance $\text{cov}(\mathbf{X}) = \mathbf{\Theta} = (\theta_{jk})_{p \times p}$. We use $\boldsymbol{\theta} = \text{vech}(\mathbf{\Theta})$ to denote the $m \times 1$ column vector obtained by vectorizing the upper triangular part of $\mathbf{\Theta}$, where $m = p(p+1)/2$ is the total number of variance and covariance parameters. Given an i.i.d. random sample $\mathbf{X}^{(1)}, \dots, \mathbf{X}^{(n)}$ from the distribution of \mathbf{X} , we wish to estimate the covariance matrix $\mathbf{\Theta}$. If \mathbf{X} follows a multivariate Gaussian distribution, the log-likelihood function ignoring any constant term is $\ell(\boldsymbol{\theta}) = -\log |\mathbf{\Theta}| - \text{tr}(\mathbf{\Theta}^{-1}\mathbf{S})$. The sample covariance matrix

$$\mathbf{S} = (S_{jk})_{p \times p} := \frac{1}{n} \sum_{i=1}^n \mathbf{X}^{(i)} \mathbf{X}^{(i)\top} \quad (1)$$

maximizes $\ell(\boldsymbol{\theta})$ and is the ML estimator of $\mathbf{\Theta}$. When the data are non-Gaussian or weakly dependent, $\ell(\boldsymbol{\theta})$ is interpreted as a quasi-likelihood function and is still a valid objective function for estimation. The high-dimensional setting where the dimension p is larger than the sample size n is of particular interest in current applications but poses nontrivial challenges. In this setting, the ML estimator, without additional restrictions on the covariance structure, is singular and inconsistent due to the accumulation of excessive estimation error and too many free parameters

(Bai and Yin, 1993; Bai et al., 1988). To deal with the overwhelming number of parameters, a common assumption in the literature also adopted here is that Θ is sparse, meaning that a number of its entries are exactly zero. Particularly, we define the index set $\mathcal{E} = \{jk : j \leq k, \theta_{jk} \neq 0\}$ corresponding to diagonal elements of Θ and the pairs for which covariances are actually different from zero. We use $m_0 = \text{card}(\mathcal{E})$ to denote the cardinality of \mathcal{E} , while $\setminus \mathcal{E} = \{jk : j < k; \theta_{jk} = 0\}$ denotes the complement of \mathcal{E} .

Many approaches for estimating high-dimensional covariance matrices have been proposed; e.g., see reviews in Lam Lam (2020), Fan et al Fan et al. (2016) and Pourahmadi Pourahmadi (2013). Given the extensive body of literature, here we focus on penalized likelihood and thresholding methods due to their relevance to our own work. Penalized likelihood estimators achieve estimation of sparse covariance matrices by maximizing the objective function $\ell(\boldsymbol{\theta}) - p_\lambda(\boldsymbol{\theta})$, where $p_\lambda(\boldsymbol{\theta})$ is a penalty term that encourages the off-diagonal elements of Θ to shrink towards zero (Bien and Tibshirani, 2011; Chaudhuri et al., 2007; Lam and Fan, 2009; Rothman, 2012; Wang, 2014). Thus, a certain amount of bias in the estimating equations is necessary to induce the desired selection effect. Theoretical guarantee for sparsistency – the property where all zero parameters are estimated as zero with probability tending to one – requires that the number of non-zero entries be small, $O(1)$ among $O(p^2)$ parameters, in the worst case scenario (Lam and Fan, 2009). Due to the connection with the Gaussian graphical models and the convenient interpretation in terms of conditional dependence, penalization of the precision matrix $\Omega = \Theta^{-1}$ is also frequently considered (Banerjee et al., 2008; Friedman et al., 2008; Meinshausen and Bühlmann, 2006; Scheinberg et al., 2010; Witten et al., 2011; Whittaker, 1990; Yuan, 2008; Yuan and Lin, 2007).

Another popular approach to obtain sparse estimates is thresholding (Bickel and Levina, 2008a; Cai and Zhou, 2012), which modifies the sample covariance matrix by setting a portion of the estimated off-diagonal elements to zero. Thresholding reduces noise accumulation by avoiding the estimation of irrelevant off-diagonal elements of Θ . The Hard thresholding sets to zero the jk th covariance parameter if $|S_{jk}| \leq \psi$, for some threshold ψ , while adaptive thresholding (Cai and Liu, 2011) also takes into account heterogeneous estimation uncertainty. Particularly, the estimated off-diagonal elements are set to zero if $|S_{jk}|/\text{SE}_{jk} \leq \psi$, $j \neq k$, where SE_{jk} is the standard error of

the marginal estimate S_{jk} . Generalized thresholding extends these approaches by replacing hard thresholding operators with soft-thresholding operators (Rothman et al., 2009). Other established approaches include regularization on the eigenstructure of the matrix (Daniels and Kass, 2001; Ledoit and Wolf, 2012), banding and tapering (Bickel and Levina, 2008b; Bien, 2019; Bien et al., 2016; Furrer et al., 2006; Xue and Zou, 2014).

In this paper, we introduce a methodology for sparse covariance estimation in high-dimensional problems within the composite likelihood framework. A composite likelihood function is a type of approximation to a complex likelihood function obtained through the combination of several low-dimensional likelihood objects. Besag (1975) pioneered composite likelihood estimation for spatial data, while Lindsay (1988) developed the methodology in its generality; see Varin et al. (2011) for a survey. A special type of composite likelihood useful for covariance estimation is the pairwise likelihood (PL), where the low-dimensional likelihoods are based on bivariate marginal densities (Cox and Reid, 2004). The PL estimation framework is particularly attractive for covariance estimation since, for common exponential family models, the PL function is maximized at the same values as the full likelihood function (Mardia et al., 2009). In principle, this feature enables one to retain full statistical efficiency of the resulting estimator, provided that the correct model structure is identified.

Overall, PL estimators show considerable potential for high-dimensional covariance estimation due to simplicity in defining the objective function, their computational advantages and the statistical efficiency in common model families when p is small compared to the number of observations. However, the application of traditional PL estimators in large problems is still hindered by their poor statistical efficiency in the $p > n$ setting. The main challenges are similar to those for ML estimation: without some form of restriction on the model structure, PL estimators still accumulate excessive error and are not generally consistent when the internal correlation among low-dimensional data subsets grows too fast as p diverges (Cox and Reid, 2004; Ferrari et al., 2016; Huang and Ferrari, 2022). More recently, building on the success of shrinkage methods for the full likelihood, numerous studies have extended the use of sparsity-inducing penalties to the composite likelihood framework, applying it to various specialized models (Bradic et al., 2011; Xue et al.,

2012; Gao and Carroll, 2017; Hui et al., 2018).

Here we adopt a completely different approach compared to existing penalized procedures for PL estimation. Instead of shrinking individual elements of the parameter vector $\boldsymbol{\theta}$ to zero, we propose to discourage the inclusion of entire pairwise likelihood objects in the final PL objective function. To highlight this important feature, this approach will be referred to as truncated pairwise likelihood (TPL) estimation in the remainder of the paper. The main conceptual innovation lies in recognizing that these partial pairwise components are not strictly statistical parameters. Therefore, penalizing the log-pairwise likelihood function may not be the most suitable approach for eliminating such components, and instead, we opt for an alternative statistical criterion. Particularly, theory of unbiased estimating equations suggests that one should minimize the distance between the candidate PL and the ML score functions or, equivalently, maximize the statistical efficiency of the underlying PL estimator (Heyde, 1997; Lindsay et al., 2011). Based on this understanding, we propose to minimize a convex criterion related to statistical efficiency with the addition of a weighted L_1 -penalty to discourage the selection of too many noisy or redundant pairwise scores terms.

One advantage of the TPL method is that it inherently yields unbiased estimates. While conventional penalization techniques induce bias in the estimating equations to shrink estimates towards zero, our penalized criterion operates by selecting entire bivariate models, thereby preserving the unbiasedness from the corresponding pairwise score function, provided that the set of selected pairwise likelihoods is sufficiently comprehensive, i.e. it includes at least those covariances that are non-zero. Moreover, for Gaussian data, these estimates coincide with the Maximum Likelihood Estimates (MLE), thus exhibiting optimal efficiency. From a theoretical viewpoint, the procedure is shown to have the selection consistency property as p grows exponentially in n (Theorem 4). A meaningful consequence is that selection consistency implies that our estimator converges in probability to the oracle ML estimator, i.e. the ML estimator that assumes knowledge of the true covariance structure.

Another significant contribution of this paper is to emphasize the subtle connection between pairwise likelihood estimation – or, more broadly, composite likelihood estimation – and adaptive

thresholding. The proposed penalized criterion functions as an adaptive thresholding mechanism that adjusts standard errors using information from the selected pool of covariances; see Section 2.3. Leveraging on joint information from multiple covariances rather than marginal information, this adaptive adjustment can be exploited to enhance the performance of standard adaptive thresholding approaches.

The paper is structured as follows. In Section 2, we outline our main methodology, study the relationship with adaptive thresholding and present an efficient coordinate descent algorithm for its implementation. In Section 3, we study the theoretical properties of our method, including scenarios where the number of parameters diverges rapidly as the sample size increases. In Section 4, we study the finite sample properties of our method through simulations under both sparse and relatively dense covariance structures (Section 4.1), and by analyzing genetic single-cell RNA-sequencing data on colorectal cancer (Section 4.2). We conclude with closing remarks in Section 5. Technical proofs of the main theorems and lemmas are provided in the Appendix.

2 Pairwise likelihood truncation via L_1 -penalization

2.1 An efficiency criterion for pairwise likelihood truncation

In this section, we introduce an empirical criterion for selecting the relevant pairwise contributions. We adopt the PL estimation framework due to a crucial property: the PL function attains its maximum at the same parameter values as the full likelihood function for certain covariance models within the exponential family, such as the Gaussian distribution; see Mardia (Mardia et al., 2009). Hence, the resulting PL estimator achieves full efficiency, at least when the sparsity structure is known in advance. Leveraging the PL framework enables us to simplify the complexity of the full likelihood while retaining a substantial amount of statistical information. Next, we formulate our statistical criterion with the multivariate Gaussian distribution in mind, which is common in multivariate analysis, though the criterion remains applicable in other scenarios as well.

Let $\Theta_{jk} = \text{cov}\{(X_j, X_k)^\top\}$ be the 2×2 sub-matrix of Θ with elements corresponding to the j th and k th columns and rows. From one vector \mathbf{X} we form first- and second-order log-likelihoods

contributions

$$\begin{aligned}\ell_{jj}(\boldsymbol{\theta}; \mathbf{X}) &= -\log(\theta_{jj}) - \frac{X_j^2}{\theta_{jj}}, \quad j = 1, \dots, p, \\ \ell_{jk}(\boldsymbol{\theta}; \mathbf{X}) &= -\log(\theta_{jj}\theta_{kk} - \theta_{jk}^2) - \frac{\theta_{kk}X_j^2 - 2\theta_{jk}X_jX_k + \theta_{jj}X_k^2}{\theta_{jj}\theta_{kk} - \theta_{jk}^2}, \quad j < k,\end{aligned}\tag{2}$$

based on univariate and bivariate normal distributions, respectively. Marginal and bivariate scores are obtained, as usual, by differentiation. Particularly, marginal scores are represented by the $m \times 1$ vector defined by

$$\mathbf{u}_{jj}(\boldsymbol{\theta}; \mathbf{X}) = \frac{\partial}{\partial \boldsymbol{\theta}} \ell_{jj}(\boldsymbol{\theta}; \mathbf{X}) = (0, \dots, 0, u_{jj}, 0, \dots, 0)^\top, \tag{3}$$

where $u_{jj} = (X_j^2 - \theta_{jj})/\theta_{jj}^2$ is the only non-zero element in position $(2p + 2 - j)(j - 1)/2 + 1$.

Bivariate scores are represented by the $m \times 1$ vector

$$\mathbf{u}_{jk}(\boldsymbol{\theta}; \mathbf{X}) = \frac{\partial}{\partial \boldsymbol{\theta}} \ell_{jk}(\boldsymbol{\theta}; \mathbf{X}) = \left(0, \dots, 0, u_{jk}^{[1]}, 0, \dots, 0, u_{jk}^{[3]}, 0, \dots, 0, u_{jk}^{[2]}, 0, \dots, 0\right)^\top, \tag{4}$$

for $j < k$, with three nonzero elements

$$\begin{aligned}u_{jk}^{[1]} &= -\frac{\theta_{jj}\theta_{kk}^2 - \theta_{kk}\theta_{jk}^2 - X_k^2\theta_{jk}^2 - X_j^2\theta_{kk}^2 + 2X_jX_k\theta_{jk}\theta_{kk}}{2(\theta_{jj}\theta_{kk} - \theta_{jk}^2)^2}, \\ u_{jk}^{[2]} &= -\frac{\theta_{kk}\theta_{jj}^2 - \theta_{jj}\theta_{jk}^2 - X_j^2\theta_{jk}^2 - X_k^2\theta_{jj}^2 + 2X_jX_k\theta_{jk}\theta_{jj}}{2(\theta_{jj}\theta_{kk} - \theta_{jk}^2)^2}, \\ u_{jk}^{[3]} &= -\frac{\theta_{jk}^3 - \theta_{jk}\theta_{jj}\theta_{kk} + X_j^2\theta_{jk}\theta_{kk} + X_k^2\theta_{jk}\theta_{jj} - X_jX_k(\theta_{jj}\theta_{kk} + \theta_{jk}^2)}{(\theta_{jj}\theta_{kk} - \theta_{jk}^2)^2},\end{aligned}\tag{5}$$

in positions $(2p + 2 - j)(j - 1)/2 + 1$, $(2p + 2 - k)(k - 1)/2 + 1$ and $(2p + 2 - j)(j - 1)/2 + k + 1 - j$, respectively.

We define the overall PL score function by taking the linear combination of marginal and bivariate score contributions as follows:

$$\mathbf{u}(\boldsymbol{\theta}, \mathbf{w}; \mathbf{X}) = \mathbf{U}(\boldsymbol{\theta}; \mathbf{X})\mathbf{w} = \sum_{j \leq k} w_{jk} \mathbf{u}_{jk}(\boldsymbol{\theta}; \mathbf{X}), \tag{6}$$

where $\mathbf{w} \in \mathbb{R}^m$ is a vector of linear coefficients with elements w_{jk} associated to the jk th score

vector \mathbf{u}_{jk} , and $\mathbf{U}(\boldsymbol{\theta}, \mathbf{X})$ is the $m \times m$ matrix with columns given by the score vectors $\{\mathbf{u}_{jk}, j \leq k\}$. Equation (6) coincides with the PL function of Cox and Reid Cox and Reid (2004) when $w_{jk} = 1$, for all $j < k$, and $w_{jk} = -ap$, $a \in \mathbb{R}$, for all $j = k$. In other cases, it offers a more flexible generalization, allowing heterogeneous contributions from specific pairwise likelihoods. Note that the selection of the relevant covariance structure can be achieved by setting certain bivariate coefficients to zero. In particular, when X_j and X_k have zero correlation, one should have $w_{jk} = 0$, since the corresponding score \mathbf{u}_{jk} does not contribute meaningful information. From this viewpoint, the model selection problem of determining the nonzero covariances θ_{jk} can be recast in terms of selecting the most informative pairwise score contributions among $p(p-1)/2$ possible contributions.

To select the pairwise score terms, we propose to select the optimal coefficients $\mathbf{w}(\boldsymbol{\theta})$ by minimizing the theoretical criterion

$$\underbrace{\frac{1}{2}\mathbb{E} \|\mathbf{u}^{ML}(\boldsymbol{\theta}; \mathbf{X}) - \mathbf{u}(\boldsymbol{\theta}, \mathbf{w}; \mathbf{X})\|_2^2}_{\text{Statistical efficiency}} + \underbrace{\frac{\lambda}{n} \sum_{j < k} \frac{|w_{jk}|}{\theta_{jk}^2}}_{\text{Sparsity}}, \quad (7)$$

with respect to \mathbf{w} , where $\mathbf{u}^{ML}(\boldsymbol{\theta}; \mathbf{X}) = \partial \log f(\mathbf{X}; \boldsymbol{\theta}) / \partial \boldsymbol{\theta}$ is the ML score and $f(\cdot; \boldsymbol{\theta})$ is the p -variate density of \mathbf{X} , which may be unknown. Minimizing (7) is interpreted as to decreasing the distance between ML and PL scores, effectively maximizing statistical efficiency for a given level of sparsity. Particularly, the weighted L_1 -penalty $\lambda n^{-1} \sum_{j < k} |w_{jk}| \theta_{jk}^{-2}$ discourages the inclusion of too many pairwise contributions, due to its geometric properties; particularly, several elements of \mathbf{w} become zero when λ is sufficiently large. This penalty is adaptive in the sense that for θ_{jk} closer 0, the jk th pairwise score receives a larger penalty. Differently from the adaptive Lasso penalty of Zou Zou (2006) for sparse regression, here the penalty focuses on coefficients w_{jk} associated with entire score terms, while the weight θ_{jk}^{-2} depends on the covariance parameters but not on \mathbf{w} , thus playing the role of a fixed weight for the jk th term.

Straightforward algebra shows that (7) can be re-written as a convex criterion, not depending on the maximum likelihood score \mathbf{u}^{ML} ; hence a solution can be efficiently obtained using available algorithms. Particularly, ignoring an irrelevant term not depending on \mathbf{w} , we expand (7) and

define the objective function:

$$d_\lambda(\mathbf{w}; \boldsymbol{\theta}) = \frac{1}{2} \mathbb{E} \|\mathbf{u}(\boldsymbol{\theta}, \mathbf{w}; \mathbf{X})\|_2^2 - \mathbb{E}[\mathbf{u}^{ML}(\boldsymbol{\theta}; \mathbf{X})^\top \mathbf{u}(\boldsymbol{\theta}, \mathbf{w}; \mathbf{X})] + \frac{\lambda}{n} \sum_{j < k} \frac{|w_{jk}|}{\theta_{jk}^2}. \quad (8)$$

The above criterion can be rewritten in a more compact fashion as

$$d_\lambda(\mathbf{w}; \boldsymbol{\theta}) = \frac{1}{2} \mathbf{w}^\top \mathbf{J}(\boldsymbol{\theta}) \mathbf{w} - \mathbf{w}^\top \text{diag}\{\mathbf{J}(\boldsymbol{\theta})\} + \frac{\lambda}{n} \sum_{j < k} \frac{|w_{jk}|}{\theta_{jk}^2}, \quad (9)$$

where $\mathbf{J}(\boldsymbol{\theta})$ is the $m \times m$ scores covariance matrix

$$\mathbf{J}(\boldsymbol{\theta}) = \mathbb{E} [\mathbf{U}(\boldsymbol{\theta}; \mathbf{X})^\top \mathbf{U}(\boldsymbol{\theta}; \mathbf{X})], \quad (10)$$

and $\text{diag}\{\mathbf{J}(\boldsymbol{\theta})\}$ denotes the $m \times 1$ vector containing the diagonal elements of $\mathbf{J}(\boldsymbol{\theta})$. Note that dependence on the ML score in the second term of (8) can be dropped thanks to the second Bartlett's equality which, assuming unbiased scores, implies that the diagonal elements of $\mathbf{J}(\boldsymbol{\theta})$ are $-\mathbb{E}[\mathbf{u}^{ML}(\boldsymbol{\theta}; \mathbf{X})^\top \mathbf{u}_{jk}(\boldsymbol{\theta}; \mathbf{X})] = \mathbb{E} \|\mathbf{u}_{jk}(\boldsymbol{\theta}; \mathbf{X})\|_2^2$, for $j \leq k$.

2.2 Covariance tresholding by pairwise likelihood truncation

Denote $\hat{\boldsymbol{\theta}}$ the TPL estimator of $\boldsymbol{\theta}$, with elements $\hat{\theta}_{jk}$ estimating θ_{jk} in $\boldsymbol{\theta}$. In this section, we describe $\hat{\boldsymbol{\theta}}$ based on the criterion introduced in Section 2.1. Given an i.i.d. sample $\mathbf{X}^{(1)}, \dots, \mathbf{X}^{(n)}$ from the distribution of \mathbf{X} , we solve the PL estimating equations $\sum_{i=1}^n \mathbf{u}(\hat{\boldsymbol{\theta}}, \mathbf{w}; \mathbf{X}^{(i)}) = \mathbf{0}$, with PL score $\mathbf{u}(\hat{\boldsymbol{\theta}}, \mathbf{w}; \mathbf{X}^{(i)})$ defined in (6). It is easy to check that the solution corresponds to $\hat{\theta}_{jj} = S_{jj}$, $1 \leq j \leq p$, and $\hat{\theta}_{jk} = S_{jk}$ for those pairs jk such that $w_{jk} \neq 0$ and this solution is invariant with respect to the elements of \mathbf{w} different from zero. Particularly, with u_{jj} defined in (5), the marginal equation

$$\sum_{i=1}^n u_{jj} = \sum_{i=1}^n \frac{(X_j^{(i)})^2 - \hat{\theta}_{jj}}{\hat{\theta}_{jj}^2} = 0, \quad (11)$$

is solved at $\hat{\theta}_{jj} = S_{jj} = n^{-1} \sum_{i=1}^n (X_j^{(i)})^2$, for all $1 \leq j \leq p$. Substituting $\hat{\theta}_{jj} = S_{jj}$ and $\hat{\theta}_{kk} = S_{kk}$ into the pair-wise estimating equation $\sum_{i=1}^n \mathbf{u}_{jk}(\hat{\boldsymbol{\theta}}; \mathbf{X}^{(i)})$ gives

$$\sum_{i=1}^n u_{jk}^{[1]} = -\frac{\sum_{i=1}^n X_j^{(i)} X_k^{(i)} - n\hat{\theta}_{jk}}{S_{kk}^{-1} \hat{\theta}_{jk}^{-1} (S_{jj} S_{kk} - \hat{\theta}_{jk}^2)^2}, \quad \sum_{i=1}^n u_{jk}^{[2]} = -\frac{\sum_{i=1}^n X_j^{(i)} X_k^{(i)} - n\hat{\theta}_{jk}}{S_{jj}^{-1} \hat{\theta}_{jk}^{-1} (S_{jj} S_{kk} - \hat{\theta}_{jk}^2)^2},$$

$$\sum_{i=1}^n u_{jk}^{[3]} = \frac{\sum_{i=1}^n X_j^{(i)} X_k^{(i)} - n\hat{\theta}_{jk}}{(\hat{\theta}_{jk}^2 + S_{jj} S_{kk})^{-1} (S_{jj} S_{kk} - \hat{\theta}_{jk}^2)^2},$$

where $u_{jk}^{[t]}$, $t = 1, 2, 3$, are defined in (5). It is easy to see that the pairwise equations are solved at $\hat{\theta}_{jk} = S_{jk} = n^{-1} \sum_{i=1}^n X_j X_k$ as long as $w_{jk} \neq 0$. On the other hand, if $w_{jk} = 0$, we set $\hat{\theta}_{jk} = 0$, since the corresponding score contribution for estimating θ_{jk} is exactly zero.

A sparse covariance estimate $\hat{\boldsymbol{\Theta}}$ is then computed by applying the following thresholding mechanism to the entries of \mathbf{S} :

$$\hat{\theta}_{jk} = \begin{cases} S_{jk}, & \text{if } \hat{w}_{jk} \neq 0, \\ 0, & \text{if } \hat{w}_{jk} = 0, \end{cases} \quad j, k = 1, \dots, p, \quad (12)$$

where $\hat{\mathbf{w}} = (\hat{w}_{11}, \hat{w}_{12}, \dots, \hat{w}_{p-1p}, w_{pp})^\top$ is found by minimizing the empirical objective

$$\hat{d}_\lambda(\mathbf{w}) = \frac{1}{2} \mathbf{w}^\top \hat{\mathbf{J}} \mathbf{w} + \mathbf{w}^\top \text{diag}\{\hat{\mathbf{J}}\} + \frac{\lambda}{n} \sum_{j < k} \frac{|w_{jk}|}{S_{jk}^2}, \quad (13)$$

for some $\lambda \geq 0$. Here $\hat{\mathbf{J}}$ is the plug-in estimate of the $m \times m$ scores covariance matrix

$$\hat{\mathbf{J}} = \frac{1}{n} \sum_{i=1}^n \mathbf{U}(\mathbf{s}; \mathbf{X}^{(i)})^\top \mathbf{U}(\mathbf{s}; \mathbf{X}^{(i)}), \quad (14)$$

where $\mathbf{s} = \text{vech}(\mathbf{S})$ and $\mathbf{U}(\cdot; \mathbf{X})$ is the matrix containing all marginal and pairwise scores defined in (6). In the rest of the paper, we use the notation $\hat{\boldsymbol{\Theta}}$ to denote the TPL estimator of $\boldsymbol{\Theta}$, such that $\hat{\boldsymbol{\theta}} = \text{vech}(\hat{\boldsymbol{\Theta}})$.

Equation (13) represents a plug-in estimate of the population criterion $d_\lambda(\mathbf{w}; \boldsymbol{\theta})$ in Equation

(8), obtained by setting $\boldsymbol{\theta} = \mathbf{s}$ and with expectations replaced by averages. The threshold estimator in Equation (12) describes a simple mechanism whereby sparsity on $\boldsymbol{\theta}$ is induced by the relative information contained in the pairwise likelihood scores. Since \mathbf{w} is not, strictly speaking, a statistical parameter, but it rather defines the structure of the estimating equations, selection of \mathbf{w} should require special considerations. Particularly, our objective is completely different from that in classic regularization methods which obtain sparsity of $\boldsymbol{\theta}$ by maximizing the full or pairwise likelihood functions subject to a regularization constraint, such as the Lasso constraint $\sum_{j < k} |\theta_{jk}| < u$, $u > 0$, on the parameter space.

In the remainder of this section, we derive an explicit expression for the minimizer of the empirical criterion $\hat{d}_\lambda(\mathbf{w})$ and provide sufficient conditions for its uniqueness. For a vector $\mathbf{a} \in \mathbb{R}^m$, we use $\mathbf{a}_\mathcal{E}$ to denote the sub-vector corresponding to index $\mathcal{E} \subseteq \{jk : 1 \leq j \leq k \leq p\}$, while $\mathbf{M}_\mathcal{E}$ denotes the sub-matrix of the $m \times m$ squared matrix \mathbf{M} formed by taking rows and columns corresponding to \mathcal{E} .

Theorem 1. *The minimizer $\hat{\mathbf{w}}$ of criterion $\hat{d}_\lambda(\mathbf{w})$ defined in (13) is unique with probability one, and given by*

$$\hat{\mathbf{w}}_\mathcal{E} = \hat{\mathbf{J}}_\mathcal{E}^{-1} \left[\text{diag}\{\hat{\mathbf{J}}_\mathcal{E}\} - \frac{\lambda}{n} \boldsymbol{\eta} \right], \quad \hat{\mathbf{w}}_{\setminus \mathcal{E}} = 0, \quad (15)$$

where $\boldsymbol{\eta}$ is the sub-gradient of the weighted L_1 -norm $\sum_{j < k} |w_{jk}|/S_{jk}^2$, that is

$$\eta_{jk} = \frac{1}{S_{jk}^2} \times \begin{cases} 0, & \text{if } j = k, \\ 1, & \text{if } j \neq k, w_{jk} > 0, \\ -1, & \text{if } j \neq k, w_{jk} < 0, \\ \in [-1, 1], & \text{if } j \neq k, w_{jk} = 0, \end{cases} \quad (16)$$

and

$$\hat{\mathcal{E}} = \left\{ jk : \left| \text{diag}\{\hat{\mathbf{J}}\}_{jk} - \hat{\mathbf{J}}_{jk, \cdot} \hat{\mathbf{w}} \right| \geq \frac{\lambda}{n S_{jk}^2} \mathbb{I}(j \neq k) \right\}, \quad (17)$$

where $\setminus \hat{\mathcal{E}}$ denotes the complement index set $\{jk : 1 \leq j \leq k \leq p\} \setminus \hat{\mathcal{E}}$, $\mathbb{I}(\cdot)$ is the indicator function, $\hat{\mathbf{J}}_{jk, \cdot}$ is the row of $\hat{\mathbf{J}}$ corresponding to index jk and $\text{diag}\{\hat{\mathbf{J}}\}_{jk}$ is the element of $\text{diag}\{\hat{\mathbf{J}}\}$ corresponding to index jk .

Positive definiteness of Θ implies linear independence of elements in \mathbf{X} , ensuring that the score elements defined in (5) are nonzero with probability one. Thus by definition, $\hat{\mathbf{J}}_{\mathcal{E}}$ is positive definite almost surely, leading to a unique solution of $\hat{\mathbf{w}}$, unlike in Lasso regression where columns of the design matrix are required to be in general position for similar results.

From Theorem 1 it follows that, for sufficiently large $\lambda > 0$, a relatively small subset of scores is selected. Formula (17) suggests that the jk th score is selected when it contributes relatively large information in the overall pairwise likelihood relative to the size of S_{jk} . The extent of the contribution is measured by the difference between the marginal estimated Fisher information $\text{diag}(\hat{\mathbf{J}})_{jk}$ for the jk th score and the information already present in other selected scores represented by the linear combination $\hat{\mathbf{J}}_{jk,\cdot} \hat{\mathbf{w}}$.

2.3 Relationship with adaptive thresholding

Adaptive thresholding sets a covariance estimate to zero if the absolute value of the z -score S_{jk}/SE_{jk} is sufficiently small. In our setting, $\text{SE}_{jk} = \{n\widehat{\text{var}}(\mathbf{u}_{jk})\}^{-1/2}$ is the standard error, where $\widehat{\text{var}}(\mathbf{u}_{jk}) = n^{-1} \sum_{i=1}^n \|\mathbf{u}_{jk}(\mathbf{s}; \mathbf{X}^{(i)})\|_2^2$ is the empirical Fisher information based on the jk th pair. While this approach is widely used for its extreme simplicity in large multivariate problems, SE_{jk} clearly ignores the information already contributed by other covariance estimates S_{rs} , $rs \neq jk$. The following analysis of the first-order conditions associated with the objective (13) reveals that the sparse estimator $\hat{\boldsymbol{\theta}}$ is a type of adaptive thresholding estimator, with standard errors adjusted sequentially based on the information of the other non-zero covariance estimates.

Inspecting the non-zero elements $\hat{\mathbf{w}}_{\mathcal{E}}$ in the solution (15) provides further insights into the selection process. Consider first the case where $\hat{w}_{jk} \neq 0$; for this to be true we must have that

$$\sum_{i=1}^n \mathbf{u}_{jk}(\mathbf{s}; \mathbf{X}^{(i)})^\top \text{res}_{jk}^{(i)} = \lambda \eta_{jk}, \quad (18)$$

where $\text{res}_{jk}^{(i)}$ is the pseudo-residual defined by

$$\text{res}_{jk}^{(i)} = \mathbf{u}_{jk}(\mathbf{s}; \mathbf{X}^{(i)}) - \sum_{st \neq jk} \mathbf{u}_{st}(\mathbf{s}; \mathbf{X}^{(i)}) \hat{w}_{st}.$$

Taking absolute value on both sides of (18) shows that a sufficient condition for $\hat{w}_{jk} \neq 0$ for some $j < k$ is

$$S_{jk}^2 \times \left| \sum_{i=1}^n \mathbf{u}_{jk}(\mathbf{s}; \mathbf{X}^{(i)})^\top \text{res}_{jk}^{(i)} \right| \geq \lambda,$$

and $\hat{w}_{jk} = 0$ otherwise. From the above expression, we can see that the final estimator $\hat{\boldsymbol{\theta}}$ follows the adaptive thresholding mechanism

$$\hat{\theta}_{jk} = \begin{cases} S_{jk} & \text{if } |S_{jk}|/\text{SE}_{jk}^{\text{adj}} \geq \sqrt{\lambda}, \\ 0 & \text{if } |S_{jk}|/\text{SE}_{jk}^{\text{adj}} < \sqrt{\lambda}, \end{cases} \quad (19)$$

where $\text{SE}_{jk}^{\text{adj}}$ is the adjusted standard error

$$\text{SE}_{jk}^{\text{adj}} = n^{-1/2} \{ \widehat{\text{var}}(\mathbf{u}_{jk}) - \widehat{\text{cov}}(\mathbf{u}_{jk}, \hat{\mathbf{w}}^\top \mathbf{u}) \}^{-1/2}, \quad (20)$$

involving the quantities

$$\begin{aligned} \widehat{\text{var}}(\mathbf{u}_{jk}) &= \frac{1}{n} \sum_{i=1}^n \|\mathbf{u}_{jk}(\mathbf{s}; \mathbf{X}^{(i)})\|_2^2, \\ \widehat{\text{cov}}(\mathbf{u}_{jk}, \hat{\mathbf{w}}^\top \mathbf{u}) &= \frac{1}{n} \sum_{i=1}^n \mathbf{u}_{jk}(\mathbf{s}; \mathbf{X}^{(i)})^\top \sum_{st \neq jk} \hat{\mathbf{w}}_{st} \mathbf{u}_{st}(\mathbf{s}; \mathbf{X}^{(i)}). \end{aligned}$$

The adjusted standard error expression in (20) emphasizes an important difference between adaptive thresholding method and our approach. Particularly, note that $\widehat{\text{cov}}(\mathbf{u}_{jk}, \hat{\mathbf{w}}^\top \mathbf{u})$ is the covariance between the jk th score and the pairwise likelihood based on scores different from \mathbf{u}_{jk} . This means that, differently from the usual standard error formula $\text{SE}_{jk} = \{n\widehat{\text{var}}(\mathbf{u}_{jk})\}^{-1/2}$, the adjusted standard error $\text{SE}_{jk}^{\text{adj}}$ is computed by removing the portion of information already explained by linear combination of currently selected scores.

2.4 Selection of λ

The tuning parameter λ plays an important role in determining the proportion of nonzero elements in $\hat{\boldsymbol{\theta}}$. The inequality in (19) resembles a rejection region of a hypothesis test and suggests that

λ may be chosen based on some form of error control. In this section, we describe a data-driven criterion to select λ based on a sequential testing of the null hypotheses of the form $H_0: \theta_{jk} = 0$ against the alternative $H_1: \theta_{jk} \neq 0$, for all $jk \in \hat{\mathcal{E}}$.

Under H_0 that $\theta_{jk} = 0$ and under typical conditions, $\sqrt{n}S_{jk}$ converges in distribution to the univariate normal distribution $N(\theta_{jk}, v_{jk})$ where $v_{jk} = \theta_{jk}^2 + \theta_{jj}\theta_{kk}$. Thus nS_{jk}^2/v_{jk} converges in distribution to $\chi^2(1)$, a chi-square distribution with one degree of freedom. Since $S_{jk} \xrightarrow{p} \theta_{jk}$, we have

$$\frac{nS_{jk}^2}{S_{jk}^2 + S_{jj}S_{kk}} \xrightarrow{d} \chi^2(1), \quad (21)$$

by Slutsky's Theorem. The alternative hypothesis H_1 is suggested if $nS_{jk}^2/(S_{jk}^2 + S_{jj}S_{kk}) > q_\alpha(1)$, where $q_\alpha(1)$ refers to the $(1 - \alpha)$ quantile of $\chi^2(1)$ distribution and α is user-specified. In this case, we should allow nonzero estimate $\hat{\theta}_{jk}$ of θ_{jk} , i.e. $jk \in \hat{\mathcal{E}}$. This leads to the following rule:

$$\hat{\lambda} = \inf \left\{ \lambda : \frac{nS_{jk}^2}{S_{jk}^2 + S_{jj}S_{kk}} > \gamma, \text{ for all } jk \in \hat{\mathcal{E}} \right\}, \quad (22)$$

where $\gamma = q_\alpha(1)$ for some user specified significance level α .

By the nature of the quadratic optimization problem with L_1 -penalty, in general, more w_{jk} are allowed to be nonzero when λ decreases. Criterion (22) can be interpreted as choosing the smallest λ to allow as many as possible nonzero elements in $\hat{\boldsymbol{\theta}}$ while ensuring all of them are tested significantly different from 0. We distinguish the selection procedure from classical L_1 -penalized optimizations where λ is a tuning parameter, by noting that λ here is a random variable once γ is determined.

2.5 Coordinate descent computing

In the following, we outline a coordinate descent algorithm to minimize the convex objective function in (13) and obtain $\hat{\mathbf{w}}$. The algorithm cycles through the elements $\mathbf{w} = (w_{11}, w_{12}, \dots, w_{p-1p}, w_{pp})$, updating one element at a time until convergence. Let $[t]$ denote the t th iteration of the algorithm;

given the current estimate of the coefficients $\hat{\mathbf{w}}^{[t]} = (\hat{w}_{11}^{[t]}, \hat{w}_{12}^{[t]}, \dots, \hat{w}_{p-1p}^{[t]}, w_{pp}^{[t]})$, we compute

$$\hat{w}_{jk}^{[t+1]} = \frac{1}{\hat{\mathbf{J}}_{jk,jk}} \mathcal{S} \left(\hat{\mathbf{J}}_{jk,jk} - \sum_{rs \neq jk} \hat{w}_{rs}^{[t]} \hat{\mathbf{J}}_{jk,rs}; \frac{\lambda}{S_{jk}^2} \right), \quad (23)$$

while keeping all the other elements $\hat{w}_{rs}^{(t)}$, $rs \neq jk$, fixed. Here $\mathcal{S}(x; \lambda)$ denotes the soft-thresholding operator $\mathcal{S}(x; \lambda) = \text{sign}(x)(|x| - \lambda)_+$, and $x_+ = \max\{0, x\}$, with $\text{sign}(x)$ being the sign function taking values -1 , 0 and 1 if $x < 0$, $x = 0$ and $x > 0$ respectively. Operationally, the selection criterion for λ described by Equation (22) is implemented through a golden search rule, a univariate numerical optimization method effective in finding a minimum for unimodal functions on a specific interval. Through iterative steps, the procedure progressively narrows down the search interval for λ until convergence. Our numerical experiments have shown that this approach is more precise and computationally efficient compared to costly top-down grid searches.

3 Properties

In this section, we investigate the asymptotic properties of the selection procedure and the behaviour of the implied estimator $\hat{\boldsymbol{\theta}}$ of $\boldsymbol{\theta}$ and of the true covariance matrix $\boldsymbol{\Theta}$ defined in (12). We simplify notations by letting $\mathbf{J} = \mathbf{J}(\boldsymbol{\theta})$ the covariance of scores at the true value, $\mathbf{h} = \text{diag}(\mathbf{J})$ and $\hat{\mathbf{h}} = \text{diag}(\hat{\mathbf{J}})$. We use $\|A\|_1$, $\|A\|_\infty$ and $\|B\|_{\max}$ to denote the L_1 norm, infinity norm and the max norm of vector A and matrix B . Define $\xi = \{jk : \theta_{jk} \neq 0 \text{ and } j < k\} \cup \{jj : \theta_{jl} \neq 0 \text{ for some } l \neq j\}$ as the index set of the nonzero covariance and their corresponding margins. Let $\hat{\xi} = \{jk : \hat{\theta}_{jk} \neq 0 \text{ and } j < k\} \cup \{jj : \hat{\theta}_{jl} \neq 0 \text{ for some } l \neq j\}$ be the estimate of ξ .

Let $m_0 = |\mathcal{E} \setminus \{jj, j = 1, \dots, p\}|$ be the number of nonzero bivariate covariances in $\boldsymbol{\theta}$. We consider two main scenarios: the first, where the data dimension p is fixed, but no particular distributional assumption on \mathbf{X} is made; the second, where p is allowed to grow faster than the sample size n but requires some restrictions on the tail behaviour of the data generating process. In the latter setting, we also allow m_0 to grow with p . For the results presented in this section, we require the following regularity conditions.

C1 The elements of the covariance matrix Θ are uniformly bounded. Moreover, the nonzero elements of Θ are bounded away from 0.

C2 The elements of \mathbf{J} , \mathbf{J}_ξ^{-1} and $\mathbf{J}_\xi^{-1}\mathbf{h}_\xi$ are uniformly bounded.

C3 There exists some constant c for all $m_0 \geq 1$, such that $\min_x \|\mathbf{J}_{\xi, \xi-l}x - \mathbf{h}_\xi\|_1 > c$ for any $l = 1, \dots, |\xi|$, where x represents some length $|\xi| - 1$ vector and $\mathbf{J}_{\xi, \xi-l}$ is a $|\xi| \times (|\xi| - 1)$ submatrix of \mathbf{J}_ξ obtained by removing its l th column.

C4 There exist some rate $r > 0$ and some constant $c > 0$, such that $\Pr(|X_j| > t) < c \cdot \exp(-t^r)$ for all $t \geq 0$ and $j = 1, \dots, p$.

Condition C1 prescribes a regular behaviour of the target covariance matrix Θ needed when p diverges, while Condition C2 guarantees the existence of $\mathbf{J}_\xi^{-1}\mathbf{h}_\xi$, i.e. the minimizer of the ideal population objective $d_\lambda(\mathbf{w}; \boldsymbol{\theta})$, at $\lambda = 0$, limited to those entries of \mathbf{w} corresponding to zero entries in Θ . Condition C3 is a main requirement in all our results and states that the columns of \mathbf{J}_ξ are linearly independent and any $|\xi| - 1$ columns of \mathbf{J}_ξ are linearly independent of \mathbf{h}_ξ , i.e. any linear combination of these columns cannot represent \mathbf{h}_ξ up to arbitrary precision. For the high-dimensional setting, we also use Condition C4, which assumes an exponential tail behaviour for the entries of the random vector \mathbf{X} . This includes variables with tails much heavier than sub-Gaussian tails.

In the next theorem, we begin to study the selection properties of our procedure in the simpler setting where p and $n \rightarrow \infty$. In this case, only Conditions C1-C3 are required to ensure both selection consistency and entry-wise convergence in probability of $\hat{\Theta}$ to Θ .

Theorem 2 (Selection consistency for fixed p). *Under Conditions C1, C2 and C3, for fixed p and m_0 , there exists some constant c , such that when $\gamma = cn$, we have $\Pr(\hat{\mathcal{E}} = \mathcal{E}) \rightarrow 1$, as $n \rightarrow \infty$.*

When p and m_0 are fixed, and n grows selection consistency occurs under rather mild conditions. First note that Theorem 2 does not make restrictive assumptions on the distribution of the original random vector \mathbf{X} or on its moments. The main requirement here is Condition C3, which plays a role analogous to the Irrepresentable Condition (IC) commonly used in the context of Lasso

regression and other similar sparsity-inducing penalization methods; e.g., see Zhao and Yu (2006). Our version of the IC asserts that the scores corresponding to zero covariances cannot be represented as linear combinations of the scores for the non-zero covariances. Thus, it ensures that our procedure correctly identifies the true set of non-zero covariances and prevents being misled by correlations between scores.

Theorem 3 (Local false positive error rate for large p). *Under Conditions C1-C3, for arbitrary p , letting $\gamma^{-1} = o(n^{-1})$, we have $\Pr(jk \in \hat{\mathcal{E}} \mid jk \in \setminus \mathcal{E}) \rightarrow 0$, as $n \rightarrow \infty$.*

Theorem 3 shows that the probability of a local false positive error – or Type I error – for an individual covariance entry becomes negligible as n increases. Moreover, the TPL selection procedure allows control of the false positive errors locally in large-sample scenarios, irrespective of the data size p , as long as the threshold γ diverges quickly enough with n .

Next, we turn to selection consistency when the data dimension p grows exponentially with the sample size n . The next theorem is organized into two main parts. Part (i) states that the probability of the overall false positive rate converges to zero. This property implies sparsistency, i.e. the TPL estimator identifies consistently the zero covariance entries as the sample size increases. Part (ii) addresses the power of our selection method in identifying the true nonzero covariances. Specifically, the probability that all true nonzero covariances are correctly identified approaches 1. Together, these results confirm the selection consistency of the estimator, meaning it reliably distinguishes between zero and nonzero covariances.

Theorem 4 (Selection consistency for large p). *Under Conditions C1-C4, for any constant $r_1 \in (0, \frac{r}{8+r})$ and $r_2 = \min(\frac{r}{32+4r}, \frac{4+r}{32+4r} - \frac{r_1}{4})$, let $p = o\{\exp(n^{r_1-c})\}$ and $m_0 = o(n^{r_2-c})$ for some arbitrarily small $c \in (0, \min\{r_1, r_2\})$. Then when $\gamma = O(n^{1-2r_2})$ and $\gamma^{-1} = O(n^{-r_1-\frac{4}{8+r}})$, we have:*

(i) (Global false positive error rate) $\Pr(\hat{\mathcal{E}} \cap \setminus \mathcal{E} = \emptyset) \rightarrow 1$, as $n \rightarrow \infty$.

(ii) (Power) $\Pr(\mathcal{E} \subseteq \hat{\mathcal{E}}) \rightarrow 1$, as $n \rightarrow \infty$.

Hence, we have $\Pr(\hat{\mathcal{E}} = \mathcal{E}) \rightarrow 1$, as $n \rightarrow \infty$.

A few remarks on this result are in order. Our result hinges on Condition C4, which assumes exponential tail behaviour for the entries of the random vector \mathbf{X} with rate r . This assumption

is milder and more general compared to other common methods often requiring sub-Gaussian random variables (see, e.g., Bickel and Levina (2008a) and Lam and Fan (2009)). Consequently, model selection consistency for the TPL selection applies to a broader range of distributions encountered in practical applications, including Gamma-type distributions and those with Gaussian tails.

Different from Theorem 2 where p and m_0 are fixed, the quantities $r_1 > 0$ and $r_2 > 0$ determine the maximum rates allowed for p and m_0 , respectively, with r_1 being negatively related to r_2 . Lighter tails for the data distribution means that one can afford a larger data dimension p . Moreover, it should be easier to handle a larger proportion of non-zero elements when p grows slowly, and vice versa. To capture this behaviour, instead of fixing r_1 at its maximum, Theorem 4 allows one to specify the trade-off between sparsity and total data dimension by choosing r_1 within the range $0 < r_1 < \frac{r}{8+r}$, and allowing r_2 to increase accordingly. For example, if \mathbf{X} is Gaussian, the tail of each component decays at rate $\exp(-t^2/2)$ as t increases, meaning that $r = 2$ and $0 < r_1 < 1/5$. At the maximal rate allowed for p , $r_1 = 1/5$ and γ should be between $n^{0.6}$ and $n^{0.9}$. On the other hand, at the minimal rate when r_1 is arbitrarily close to zero, γ should be between $n^{0.4}$ and $n^{0.9}$.

The penalty coefficient λ in our problem is a random variable depending on the choice of the tuning parameter γ , as defined in (22). This is an important difference compared to other L_1 -penalization methods, where the tuning constants controlling the sparsity level are fixed or treated as sequences typically vanishing as n grows. Simple computations show that $1 - 2r_2 > r_1 + \frac{4}{8+r}$, ensuring that γ always exists. This means that one can always choose γ appropriately so that both the non-zero and zero elements in the covariance matrix can be correctly identified according to Parts (i) and (ii) of Theorem 4.

We conclude this section by studying the behaviour of the estimator implied by our selection procedure. Denote $\hat{\Theta}^{oml}$ the oracle ML estimator of the covariance matrix which assumes the knowledge of non-zero entries of Θ , with elements $\hat{\Theta}_{jk}^{oml} = S_{jk}$ if $\theta_{jk} \neq 0$, and $\hat{\Theta}_{jk}^{oml} = 0$ if $\theta_{jk} = 0$. We compare the TPL estimator to $\hat{\Theta}^{oml}$.

Corollary 1 (Convergence to the oracle ML estimator). *Under the assumptions of Theorem 4,*

we have $\Pr(\hat{\Theta} = \Theta^{oml}) \rightarrow 1$, as $n \rightarrow \infty$.

Corollary 1 states that as the sample size grows our estimator converges in probability to the oracle ML estimator, as if the exact locations of the nonzero correlations were known in advance, despite the large size of the original covariance matrix and the initially unknown locations of these nonzero correlations. Furthermore, it can be easily shown that r_2 is always positive, implying that m_0 is allowed to grow geometrically with n to achieve the optimal rate in the worst-case scenario. In comparison, Lam and Fan Lam and Fan (2009) demonstrated that, due to the control of bias, L_1 -penalized likelihood approaches are limited to an $O(1)$ number of non-zero covariance elements in the worst-case scenario to obtain the optimal rate, regardless of how fast or slow p grows. Nonetheless, since we allow p to grow exponentially with n , m_0 cannot grow at the rate $O(p)$ stated in Lam and Fan Lam and Fan (2009). This constraint depends on our choice of the score covariance estimator $\hat{\mathbf{J}}$ defined in (14), which would become nearly singular under selection consistency, because m_0 would be much greater than the sample size n .

4 Numerical examples

4.1 Monte Carlo experiments

In this section, we study the finite-sample properties of the TPL estimator focusing on its support-recovery performance. We draw n i.i.d. samples from the p -variate normal distribution $N_p(\mathbf{0}, \Theta)$ under different structures for Θ by varying the sparsity level $\tau = (m-p-m_0)/\binom{p}{2}$, i.e. the proportion of zero off-diagonal elements in Θ . The considered covariance structures are described as follows, and are also depicted in Figure 1. (i) *Block diagonal structure*: $\Theta_{jj} = 1$, for $j = 1, \dots, p$, while off-diagonal elements are zero except for a block of adjacent variables, and whose dimension depends on τ . The entries of the off-diagonal elements of the nonzero block are drawn independently from the univariate normal distribution $N(0.5, 0.05^2)$. Additionally, we also consider a first-order autoregressive model to determine the elements in the non-null block; the results are similar to those for the block diagonal structure and are, therefore, omitted here. (ii) *Sparse at random structure*. The non-zero entries of Θ are generated at random from an Erdős-Rényi (ER)

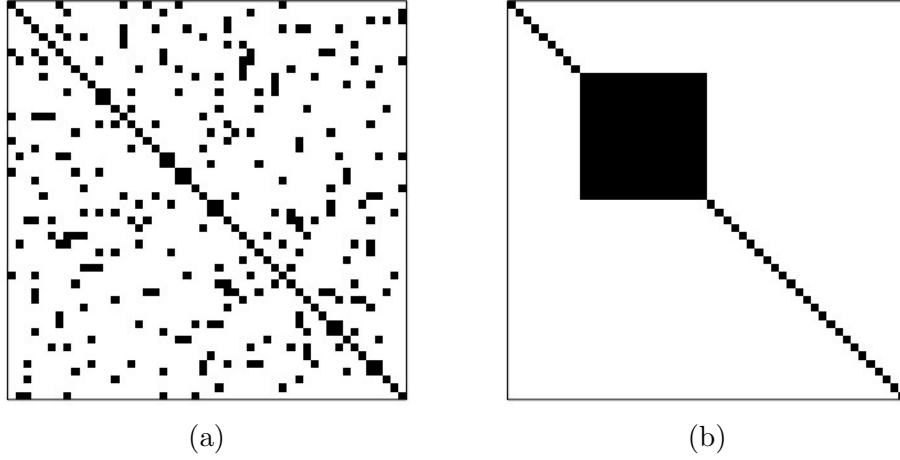


Figure 1: Examples of sparse at random (left) and block diagonal (right) structures for Θ for $p = 50$ and sparsity level $\tau = (m - p - m_0) / \binom{p}{2} = 0.9$. Black squares represent non-zero entries.

graph model with probability of connection τ . The covariance matrix Θ is obtained by finding a positive definite matrix closest to the sample covariance on the given ER random graph by the iterative conditional fitting algorithm of Chaduri et al. Chaudhuri et al. (2007). This structure is challenging for support recovery, since Θ tends to have many nearly zero entries among the non-zero entries.

We consider $n = 40, 100, 250$, $p = 20, 50, 150$ and $\tau = 0.5, 0.9$. which allow us to explore both $n > p$ and $n < p$ scenarios. The performance of the method is explored in both sparse and relatively dense scenarios, with the latter somewhat deviating somewhat from the typical high-dimensional setting. For each combination, of n , p and τ , we generate $B = 100$ Monte Carlo samples. The tuning constant λ is selected according to (22) with $\alpha = 0.1$ in all our simulations. The reported analyses have been conducted in the R environment (R Core Team, 2023), with some subroutines written in C++ to reduce the computing time. The support recovery performance of the TPL method is assessed using the following sensitivity (SN), specificity (SP) and accuracy (AC) metrics:

$$\begin{aligned}
 \text{SN} &= \frac{\sum_{j < k} I(\hat{\theta}_{jk} \neq 0, \theta_{jk} \neq 0)}{m_0}, & \text{SP} &= \frac{\sum_{j < k} I(\hat{\theta}_{jk} = 0, \theta_{jk} = 0)}{m - p - m_0}, \\
 \text{AC} &= \frac{\sum_{j < k} I(\hat{\theta}_{jk} \neq 0, \theta_{jk} \neq 0) + \sum_{j < k} I(\hat{\theta}_{jk} = 0, \theta_{jk} = 0)}{p(p-1)/2}.
 \end{aligned}$$

Table 1: Monte Carlo estimates of sensitivity (SN), specificity (SP) and accuracy (AC) for the truncated pairwise likelihood (TPL) estimator. Results are based on $B = 100$ samples of size n from a p -variate normal distribution $N_p(\mathbf{0}, \Theta)$, where Θ has low ($\tau = 0.5$) or high sparsity ($\tau = 0.9$) according to block diagonal or random structures.

τ	p	SN			SP			AC		
		n			n			n		
		40	100	250	40	100	250	40	100	250
		Block diagonal								
0.5	20	0.88	0.99	1.00	0.97	0.95	0.92	0.93	0.97	0.96
	50	0.85	0.99	1.00	0.98	0.96	0.94	0.92	0.98	0.97
	150	0.74	0.99	1.00	0.99	0.97	0.95	0.86	0.98	0.97
0.9	20	0.89	0.99	1.00	0.96	0.94	0.92	0.96	0.95	0.93
	50	0.82	0.99	1.00	0.98	0.96	0.94	0.96	0.96	0.94
	150	0.73	0.99	1.00	0.99	0.97	0.95	0.96	0.97	0.95
		Sparse at random								
0.5	20	0.36	0.46	0.43	0.97	0.96	0.95	0.67	0.70	0.70
	50	0.23	0.24	0.29	0.98	0.97	0.95	0.60	0.62	0.62
	150	0.11	0.14	0.15	0.99	0.97	0.95	0.55	0.55	0.65
0.9	20	0.66	0.67	0.55	0.96	0.95	0.93	0.93	0.92	0.90
	50	0.34	0.31	0.36	0.98	0.96	0.94	0.91	0.89	0.88
	150	0.15	0.18	0.22	0.99	0.96	0.95	0.90	0.89	0.88

Table 1 shows Monte Carlo estimates of SN, SP and AC statistics for both block diagonal and sparse at random structures. For the block diagonal structure, the support recovery looks generally favourable: all the metrics appear to be rather insensitive to changes in n, p and τ , attaining excellent results across all the settings. Particularly, the overall accuracy remains stable regardless of τ and p . While the specificity generally improves with p , a slight degradation in sensitivity is observed when $n = 40$ and $p = 150$. Interestingly, in this setting the TPLE estimator maintains desirable properties even with low sparsity ($\tau = 0.5$), regardless of the data dimension, pointing out the applicability of the methodology in scenarios beyond sparse estimation.

Interesting observations can be drawn from the more challenging sparse at random setting, where many elements nearly zero make it harder to reconstruct the exact covariance structure. Although specificity generally increases with p , sensitivity is not entirely satisfactory, especially with $\tau = 0.5$ and p large. While possibly disappointing, this behaviour is linked to the relative efficiency of the estimator. Particularly, scenarios, where the sensitivity is lower, correspond also to

ones where $\hat{\Theta}$ outperforms the oracle ML estimator Θ^{oml} , thus indicating a bias-variance trade-off. In this setting, with the current naive choice of λ (depending on a fixed $\chi^2(1)$ quantile), our method tends to over-sparsify, especially in dense scenarios, by shrinking small but non-zero elements to zero. This results in many false negatives, reducing sensitivity. However, over-sparsification significantly reduces variance, thus reducing the overall mean squared error.

4.2 Mouse brain single-cell RNA data

Single-cell transcriptome sequencing (scRNA-seq) is a powerful technique that enables RNA sequencing from individual cells and allows the study of their specific gene expression profiles (Kolodziejczyk et al., 2015). We illustrate the TPL estimation procedure by analyzing a dataset collected by Zeisel et al. Zeisel et al. (2015) to provide a census of two brain regions, namely the hippocampal CA1 and the primary somatosensory cortex. The dataset is available in the Gene Expression Omnibus database (accession number **GSE60361**) and consists of $n = 2816$ mouse brain cells for which the expression of $p = 19839$ genes has been measured. In our analysis, we focus on two types of immune cells, *microglia* and *perivascular macrophages*, corresponding to $n_{\text{mg1}} = 28$ and $n_{\text{pvm}} = 50$ observations, respectively. Whilst originating from distinct developmental pathways, these two cell types are closely related and play a crucial role in brain development, homeostasis regulation and neurodegenerative diseases. In this context, sparse covariance estimates can disentangle complex gene interactions and offer visual summaries through their link to covariance graph models and gene co-expression networks (Chaudhuri et al., 2007). Data quality checks are conducted following Amezquita et al. Amezquita et al. (2020), while data normalization, pre-processing and feature filtering steps follow Townes et al. Townes et al. (2019). The number of considered genes is therefore reduced to $p = 200$. According to the literature, this is a conservative overestimate, as the number of informative genes in scRNA-seq is typically relatively small within a single tissue, due to limited biological variation.

In Figure 2, we show covariance estimates for the two types of cells obtained by the TPL estimator. Consistently with our experiments on simulated data, we use $\alpha = 0.1$ to select λ according to the criterion in (22). A first visual inspection highlights how the estimated sparsity

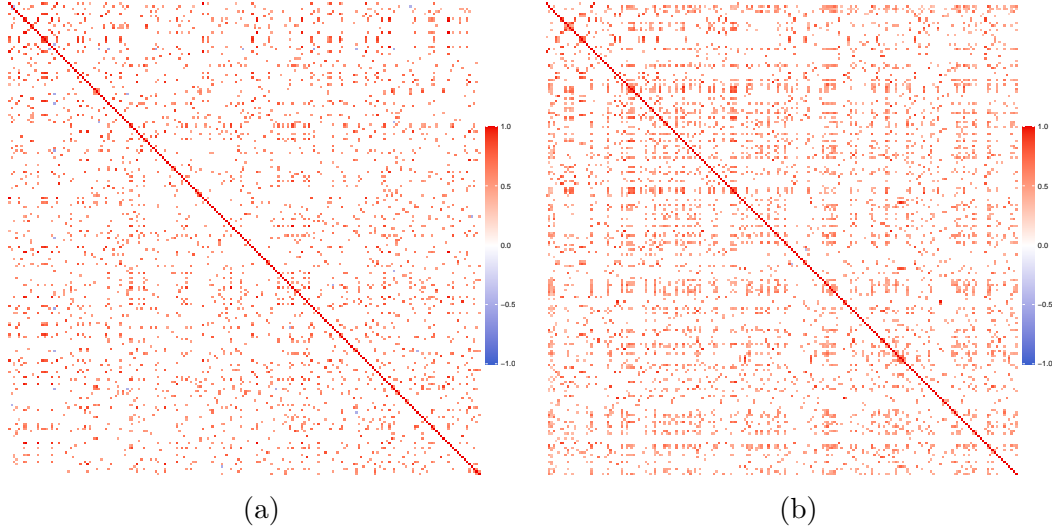


Figure 2: Estimated sparse correlation matrices for *microglia* cells (a) and *perivascular macrophages* cells (b) using the TPL estimator with $\alpha = 0.1$.

structures are different. Although we considered the same α , the sparsity pattern looks strongly dependent on the cell type. Particularly, the number of non-zero off-diagonal elements corresponds to 7.89% and 13.93% for *microglia* and *perivascular macrophages* types, respectively. The non-zero correlations are generally positive, while negative correlations are, in most cases, shrunk to zero. The estimated matrices differ not only in terms of sparsity magnitude, but also in terms of the location of the non-zero elements. In Figure 3, we show estimated covariance matrices for *microglia* for $\alpha = 0.01$ and $\alpha = 0.4$, which correspond to 2.58% and 26.98% non-zero elements in $\hat{\Theta}$, respectively. This illustrates how the proposed thresholding approach can be used to explore different requirements in terms of sparsity magnitude by tuning α . In turn, this is a starting point for further explorations which can provide some insight on the relationships among the genes in the considered cells.

5 Conclusion and final remarks

Despite recent methodological advancements in high-dimensional covariance estimation, significant challenges remain in constructing unbiased estimators that achieve optimal statistical accuracy while ensuring model selection consistency when p is much larger than n . The primary contribution of this work is the development of a framework for high-dimensional covariance selection and

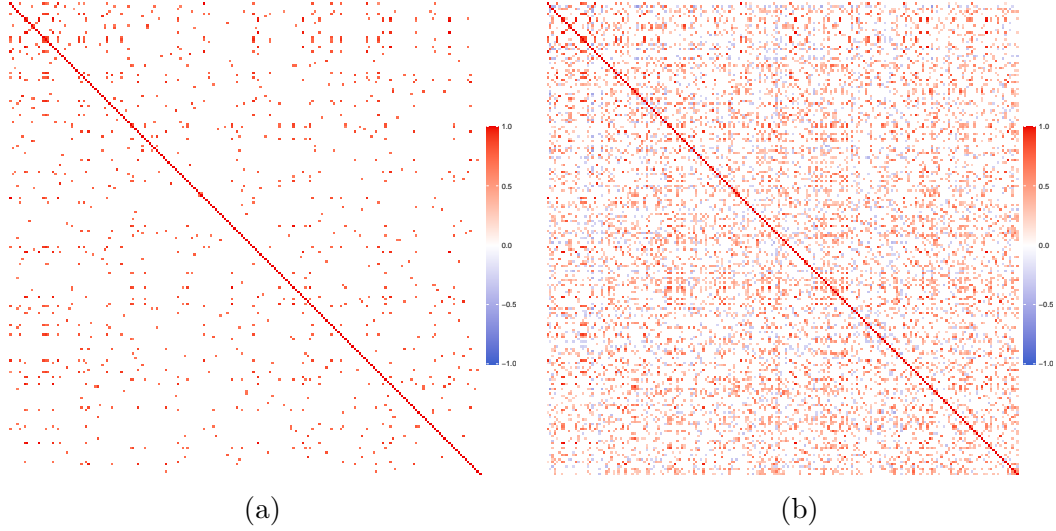


Figure 3: Estimated sparse correlation matrices for *microglia* cells using the TPL estimator $\alpha = 0.01$ (left) and $\alpha = 0.4$ (right).

estimation, integrating some distinctive traits of penalized likelihood and thresholding methodologies. The selection rule introduced in Equations (7)–(9) penalizes the discrepancy between the PL and ML score functions, thus aiming to maximize the statistical accuracy encoded by the PL score function for a given level of sparsity. Similar to Lasso-type approaches in regression, our method leverages the geometric properties of the L_1 penalty to set certain terms of the PL function to zero (see Theorem 1). The new criterion also functions as a form of adaptive thresholding, adjusting the marginal information that determines selection uncertainty based on the chosen covariance estimates (see Section 2.3).

A key distinction of our TPL procedure from existing penalization approaches for high-dimensional estimation is its focus on selecting terms in the pairwise likelihood function, with each term corresponding to an entire bivariate model, rather than penalizing individual elements of Θ in a likelihood criterion. While penalized likelihood estimators rely on biased estimating equations to induce selection Fan and Li (2001); Zou (2006), an advantage of our construction is that the resulting pairwise estimating equations are inherently unbiased. Therefore, conditional on the consistent selection of the relevant variable pairs provided in Theorem 4, the resulting covariance estimates remain unbiased, and the estimator $\hat{\Theta}$ behaves asymptotically as the oracle ML estimator (Corollary 1). In terms of model selection performance, we showed that the TLP procedure has the selection consistency property when p grows exponentially in n , and the data generating

process has arbitrary exponential tails. The selection consistency result stated in Theorem 4 is generally stronger than sparsistency alone - i.e., the zero covariances are correctly estimated with probability tending to one – with the latter implied by Part (i) of Theorem 4. Since the conditions outlined in Theorem 4 also ensure power converging to one, they are more stringent than necessary to prove sparsistency alone.

The form of the solution given in Theorem 1 and the discussion in Sections 2.3 reveals a connection between PL estimation and adaptive thresholding frameworks that, to our knowledge, has not been previously explored. Specifically, the criterion function in Equation (7) introduces a general method for constructing adaptive thresholding procedures, depending on the form of the pairwise score and the form of the penalty. For instance, when the variance elements on the diagonal of Θ are fixed, the score covariance matrix $\hat{\mathbf{J}}$ becomes diagonal, meaning that the pairwise scores contain information on separate covariance parameters. Consequently, the resulting thresholding rule matches the adaptive thresholding method of Cai and Liu Cai and Liu (2011). In future research, sparse covariance estimation in the context of heavy-tailed data distributions may be achieved using pairwise scores based on bivariate t-distributions. Similarly, estimating the dependence structure for high-dimensional extreme events could be explored using bivariate extreme value distributions.

The numerical results presented in Section 4 corroborate the support recovery properties of the TPL procedure for sparse matrices in finite samples for different covariance structures. Additionally, they provide insight into the behaviour of the estimator in the challenging case of sparse at random, unstructured covariance with relatively low sparsity. The presence of many nearly zero covariance elements leads to general overshrinkage based on our naive choice of λ based on the chi-square 0.9-quantile. While this reduces the sensitivity of the method, it also helps avoid the accumulation of estimation errors, resulting in mean squared error considerably smaller than that of the oracle ML estimator, suggesting that further improvement is possible by some form of adaptive selection of λ . In this regard, the selection criterion in Equation (22) suggests treating the selection of λ as a top-down sequential hypothesis testing procedure for nested models. Following a logic similar to that of Lockhart et al. Lockhart et al. (2014) in the context of sparse linear re-

gression, one can order hypotheses according to a set of knots for λ , such as $\lambda_{max} > \dots > \lambda_{min} \geq 0$, each corresponding to the entry of a new pairwise score. Starting from λ_{max} corresponding to a diagonal $\hat{\Theta}$, pairwise scores are added at each knot until a relatively dense estimate $\hat{\Theta}$ is reached at λ_{min} . This opens avenues for future research on the interplay between hyperparameter selection and sequential model selection procedures, particularly in controlling false discovery rates in ordered testing settings G'Sell et al. (2016).

Appendix - Proofs of theorems

Proof of Theorem 1. Note that $\mathbf{u}_{jk}(\boldsymbol{\theta}; \mathbf{X})$ is the only sub-likelihood score with the element in position $\{(2p+2-j)(j-1)/2+k+1-j\}$ containing θ_{jk} for $j < k$. Since Θ is positive definite, we have $\theta_{jk}^2 < \theta_{jj}\theta_{kk}$. This implies that \mathbf{u}_{jk} is a nonzero vector with probability one. By Formula (3) and (4), all bivariate scores \mathbf{u}_{jk} are linearly independent. Thus, by the rank equality of Gram matrices, $\hat{\mathbf{J}}$ and $\hat{\mathbf{J}}_\varepsilon$ are both full ranked. This implies that $\hat{\mathbf{w}}$ exists and is unique due to the strict convexity of the first term of Criterion $\hat{d}_\lambda(\mathbf{w})$ (13) and the convexity of the second (penalty) term. Let $\mathbf{u}_{jk}^{(i)} = \mathbf{u}_{jk}(\mathbf{s}; \mathbf{X}^{(i)})$ and $\mathbf{u}^{(i)} = \mathbf{u}(\mathbf{s}, \hat{\mathbf{w}}; \mathbf{X}^{(i)})$. By the Karush-Kuhn-Tucker (KKT) conditions for quadratic optimization, the solution must satisfy

$$\sum_{i=1}^n \mathbf{u}_{jk}^{(i)\top} \mathbf{u}^{(i)} - \sum_{i=1}^n \mathbf{u}_{jk}^{(i)\top} \mathbf{u}_{jk}^{(i)} + \lambda S_{jk}^{-2} \eta_{jk} = 0, \quad (24)$$

for $1 \leq j \leq k \leq p$, where η_{jk} is defined in (16). The statement in the proposition then follows by solving the KKT equations in (24). \square

Lemma 1. *Under Conditions C4, for any constant $r_1 \in (0, \frac{r}{8+r})$ let $p = o\{\exp(n^{r_1-c})\}$ for some arbitrarily small $c \in (0, r_1)$, then*

$$(i) \Pr(\max_i \|\mathbf{X}^{(i)}\|_\infty^4 > n^{\frac{4}{8+r}}) \rightarrow 0, \text{ as } n \rightarrow \infty.$$

$$(ii) \Pr(\max_i \|\mathbf{X}^{(i)}\|_\infty^2 > n^{\frac{2}{8+r}}) \rightarrow 0, \text{ as } n \rightarrow \infty.$$

Proof. For (i), Under Condition C4,

$$\begin{aligned}
\Pr(\max_i \|\mathbf{X}^{(i)}\|_\infty^4 > n^{\frac{4}{8+r}}) &\leq np \max_j \Pr(|X_j| > n^{\frac{1}{8+r}}) \\
&= O_p \left\{ np \cdot \exp(-n^{\frac{r}{8+r}}) \right\} \\
&= o_p \left\{ n \exp(n^{r_1-c}) \exp(-n^{\frac{r}{8+r}}) \right\} \\
&= o_p \left[n \exp \left\{ -n^{r_1} (1 - n^{-c}) \right\} \right] \\
&= o_p(1).
\end{aligned}$$

Then (ii) is implied by (i). \square

Lemma 2. Under Conditions C1-C4, for any constant $r_1 \in (0, \frac{r}{8+r})$ and $r_2 = \min(\frac{r}{32+4r}, \frac{4+r}{32+4r} - \frac{r_1}{4})$, let $p = o\{\exp(n^{r_1-c})\}$ and $m_0 = o(n^{r_2-c})$ for some arbitrarily small $c \in (0, \min\{r_1, r_2\})$, then $\|\mathbf{S} - \boldsymbol{\Theta}\|_{max} = o_p(m_0^{-2})$.

Proof. By Lemma 1 and the definition of \mathbf{S} , the cores of \mathbf{S} , $X_j^{(i)} X_k^{(i)}$ ($1 \leq j \leq k \leq p$), are uniformly bounded by $n^{\frac{2}{8+r}}$ with probability tending to one. Thus it suffices to prove the lemma when $\max_{i,j,k} \{X_j^{(i)} X_k^{(i)}\} < n^{\frac{2}{8+r}}$. We show the rest of the proof under this condition while omitting the conditioning notation for simplicity.

By the definition of \mathbf{S} , since $\max_{i,j,k} \{X_j^{(i)} X_k^{(i)}\} < n^{\frac{2}{8+r}}$, we apply the Hoeffding's inequality for the centred U-statistic $S_{jk} - \boldsymbol{\Theta}_{jk}$ to have

$$\Pr(|S_{jk} - \boldsymbol{\Theta}_{jk}| > n^{-2r_2}) \leq 2 \exp \left\{ -2n^{\frac{4+r}{8+r}} n^{-4r_2} \right\} = 2 \exp \{-n^{r_1}\}.$$

Thus,

$$\Pr(\max_{jk} |S_{jk} - \boldsymbol{\Theta}_{jk}| > n^{-2r_2}) \leq 2p^2 \exp \{-n^{r_1}\} = o(1),$$

since $p = o\{\exp(n^{r_1-c})\}$ for some $c > 0$. \square

Lemma 3. Under Conditions C1-C4, for any constant $r_1 \in (0, \frac{r}{8+r})$ let $p = o\{\exp(n^{r_1-c})\}$ for some arbitrarily small $c \in (0, r_1)$, then $\|\hat{\mathbf{J}} - \mathbf{J}\|_{max} = o_p(1)$.

Proof. By Lemma 1, $X_j^{(i)} X_k^{(i)} X_l^{(i)} X_s^{(i)}$ ($1 \leq j, k, l, s \leq p$), are uniformly bounded by $n^{\frac{4}{8+r}}$ with prob-

ability tending to one. Thus it suffices to prove the lemma when $\max_{i,j,k,l,s} \{X_j^{(i)} X_k^{(i)} X_l^{(i)} X_s^{(i)}\} < n^{\frac{4}{8+r}}$. We show the rest of the proof under this condition while omitting the conditioning notation for simplicity.

Recall that

$$\hat{\mathbf{J}} = \frac{1}{n} \sum_{i=1}^n \mathbf{U}(\mathbf{s}; \mathbf{X}^{(i)})^\top \mathbf{U}(\mathbf{s}; \mathbf{X}^{(i)}), \quad (25)$$

where \mathbf{s} is the vector containing sample covariance. To apply the Hoeffding's inequality for centred U-statistic, we let

$$\tilde{\mathbf{J}} = \frac{1}{n} \sum_{i=1}^n \mathbf{U}(\boldsymbol{\theta}; \mathbf{X}^{(i)})^\top \mathbf{U}(\boldsymbol{\theta}; \mathbf{X}^{(i)}), \quad (26)$$

so that $\tilde{\mathbf{J}}$ is constructed by independent variables. By Lemma 2, elements in \mathbf{S} are uniformly bounded in probability, thus, it suffices to prove the lemma when it is the case. By the definition of $\mathbf{U}(\mathbf{s}; \mathbf{X}^{(i)})$, Condition C1 and Lemma 2,

$$\|\hat{\mathbf{J}} - \tilde{\mathbf{J}}\|_{\max} \leq c \cdot \max_{j,k,l,s} \left| \frac{1}{n} \sum_{i=1}^n X_j^{(i)} X_k^{(i)} X_l^{(i)} X_s^{(i)} \right| \|\mathbf{S} - \boldsymbol{\Theta}\|_{\max},$$

for some constant $c > 0$. Under Condition C4, the Hoeffding's inequality implies

$$\max_{j,k,l,s} \left| \frac{1}{n} \sum_{i=1}^n X_j^{(i)} X_k^{(i)} X_l^{(i)} X_s^{(i)} \right| = O_p(1).$$

Thus by Lemma 2, $\|\hat{\mathbf{J}} - \tilde{\mathbf{J}}\|_{\max} = o_p(m_0^{-2}) = o_p(1)$.

Although each $\mathbf{u}_{jk}(\boldsymbol{\theta}, X)$ ($j < k$) is a length m vector, it has at most three nonzero elements given in (5). Thus by definition, all elements of $\tilde{\mathbf{J}}$ are bounded by some constant times $n^{\frac{4}{8+r}}$ as stated at the beginning of the proof. The Hoeffding's inequality for the centred U-statistic implies that for any $\delta > 0$,

$$\Pr(\|\tilde{\mathbf{J}} - \mathbf{J}\|_{\max} > \delta) \leq 2p^4 \exp \left\{ -c \cdot n^{\frac{r}{8+r}} \delta^2 \right\} = o(1),$$

for some $c > 0$. Thus $\|\tilde{\mathbf{J}} - \mathbf{J}\|_{\max} = o_p(1)$, implying $\|\hat{\mathbf{J}} - \mathbf{J}\|_{\max} = o_p(1)$. \square

Lemma 4. *Under Conditions C1-C4, for any constant $r_1 \in (0, \frac{r}{8+r})$ and $r_2 = \min(\frac{r}{32+4r}, \frac{4+r}{32+4r} - \frac{r_1}{4})$, let $m_0 = o(n^{r_2-c})$ for some arbitrarily small $c \in (0, \min\{r_1, r_2\})$, then we have $\|\hat{\mathbf{J}}_\xi - \mathbf{J}_\xi\|_{\max} = o_p(m_0^{-2})$.*

Proof. Similar to the proof in Lemma 3, we let $\tilde{\mathbf{J}}$ as defined in the proof of Lemma 3. Then with probability tending to 1, $\|\hat{\mathbf{J}}_\xi - \tilde{\mathbf{J}}_\xi\|_{\max} = o_p(m_0^{-2})$. By the definition of $\tilde{\mathbf{J}}$, the elements of $\hat{\mathbf{J}}$ are bounded by some constant times $n^{\frac{4}{8+r}}$ with probability tending to one by Lemma 1. Thus it suffices to prove the lemma in this case. The Hoeffding's inequality for the centred U-statistic implies that for some constant $c_1 > 0$ and $c_2 > 0$,

$$\begin{aligned} \Pr\left(\|\tilde{\mathbf{J}}_\xi - \mathbf{J}_\xi\|_{\max} > m_0^{-2}\right) &\leq 2|\xi|^2 \exp\left\{-c_1 \cdot n^{\frac{r}{8+r}} m_0^{-4}\right\} \\ &\leq 2|\xi|^2 \exp\left\{-c_1 \cdot n^{\frac{r}{8+r}} n^{-4r_2+c_2}\right\} \\ &= o(1), \end{aligned}$$

since $|\xi| \leq 3m_0$ and $4r_2 \leq \frac{r}{8+4r}$. Thus $\|\tilde{\mathbf{J}}_\xi - \mathbf{J}_\xi\|_{\max} = o_p(m_0^{-2})$, implying that $\|\hat{\mathbf{J}}_\xi - \mathbf{J}_\xi\|_{\max} = o_p(m_0^{-2})$. \square

Lemma 5. *Under Conditions C1-C4, for any constant $r_1 \in (0, \frac{r}{8+r})$ and $r_2 = \min(\frac{r}{32+4r}, \frac{4+r}{32+4r} - \frac{r_1}{4})$, let $m_0 = o(n^{r_2-c})$ for some arbitrarily small $c \in (0, \min\{r_1, r_2\})$. If $\Pr(\hat{\mathcal{E}} \subseteq \mathcal{E}) \rightarrow 1$ as $n \rightarrow \infty$, then $\|\hat{\mathbf{w}}_\xi\|_1 = O_p(m_0)$ and $\hat{\mathbf{w}}_{\mathcal{E} \setminus \xi}$ is a vector of ones with probability converging to 1.*

Proof. From the objective (13), if the lemma assumption holds, then $\Pr(\|\hat{\mathbf{w}}\|_1 \leq \|\tilde{\mathbf{w}}_\mathcal{E}\|_1) \rightarrow 1$ as $n \rightarrow \infty$, where $\tilde{\mathbf{w}}_\mathcal{E} = \hat{\mathbf{J}}_\mathcal{E}^{-1} \hat{\mathbf{h}}_\mathcal{E}$ is a length $|\mathcal{E}|$ vector optimizing $\mathbf{w}^\top \hat{\mathbf{J}}_\mathcal{E} \mathbf{w} / 2 - \mathbf{w}^\top \hat{\mathbf{h}}_\mathcal{E}$. Let $\mathbf{w}_\mathcal{E}^* = \mathbf{J}_\mathcal{E}^{-1} \mathbf{h}_\mathcal{E}$ be the minimizer of $\mathbf{w}^\top \mathbf{J}_\mathcal{E} \mathbf{w} / 2 - \mathbf{w}^\top \mathbf{h}_\mathcal{E}$. Then $\hat{\mathbf{J}}_\mathcal{E} \tilde{\mathbf{w}}_\mathcal{E} = \hat{\mathbf{h}}_\mathcal{E}$ and $\mathbf{J}_\mathcal{E} \mathbf{w}_\mathcal{E}^* = \mathbf{h}_\mathcal{E}$. These two equations imply that $\mathbf{J}_\mathcal{E}(\tilde{\mathbf{w}}_\mathcal{E} - \mathbf{w}_\mathcal{E}^*) = \hat{\mathbf{h}}_\mathcal{E} - \mathbf{h}_\mathcal{E} + (\mathbf{J}_\mathcal{E} - \hat{\mathbf{J}}_\mathcal{E})\tilde{\mathbf{w}}_\mathcal{E}$. Moreover, by the definition of 14, $\hat{\mathbf{J}}_\mathcal{E} \mathbf{w} = ((\hat{\mathbf{J}}_\xi \mathbf{w}_\xi)^\top, (\hat{\mathbf{J}}_{\mathcal{E} \setminus \xi} \mathbf{w}_{\mathcal{E} \setminus \xi})^\top)^\top$ for any length $|\mathcal{E}|$ vector \mathbf{w} . I.e., the equation can be separate into two, each corresponding to the subset ξ and $\mathcal{E} \setminus \xi$. The same statement holds for $\mathbf{J}_\mathcal{E}$. By the KKT Condition 24, this implies that $\hat{\mathbf{w}}_{\mathcal{E} \setminus \xi} = \tilde{\mathbf{w}}_{\mathcal{E} \setminus \xi} = \mathbf{w}_{\mathcal{E} \setminus \xi}^*$ are vectors of ones, since $\hat{\mathbf{J}}_{\mathcal{E} \setminus \xi}$ and $\mathbf{J}_{\mathcal{E} \setminus \xi}$ are diagonal by definition when $\hat{\mathcal{E}} \subseteq \mathcal{E}$. Thus $\Pr(\|\hat{\mathbf{w}}_\xi\|_1 \leq \|\tilde{\mathbf{w}}_\xi\|_1) \rightarrow 1$ as $n \rightarrow \infty$.

For the equation corresponding to ξ , we have

$$\begin{aligned}
\|\tilde{\mathbf{w}}_\xi - \mathbf{w}_\xi^*\|_\infty &\leq \|\mathbf{J}_\xi^{-1}\|_{\max} \left(\|\hat{\mathbf{h}}_\xi - \mathbf{h}_\xi\|_1 + \|(\mathbf{J}_\xi - \hat{\mathbf{J}}_\xi)\tilde{\mathbf{w}}_\xi\|_1 \right) \\
&\leq \|\mathbf{J}_\xi^{-1}\|_{\max} \left(3m_0\|\hat{\mathbf{h}}_\xi - \mathbf{h}_\xi\|_\infty + (3m_0)^2\|\mathbf{J}_\xi - \hat{\mathbf{J}}_\xi\|_{\max}\|\tilde{\mathbf{w}}_\xi\|_\infty \right) \\
&= O(1) \{o_p(1) + o_p(1)\|\tilde{\mathbf{w}}_\xi\|_\infty\},
\end{aligned}$$

where the last equation is implied by Condition C2 and Lemma 4. Note that $\|\mathbf{w}_\xi^*\|_\infty = O(1)$ under Condition C2. Thus $\|\tilde{\mathbf{w}}_\xi\|_\infty - \|\mathbf{w}_\xi^*\|_\infty \leq \|\tilde{\mathbf{w}}_\xi - \mathbf{w}_\xi^*\|_\infty = o_p(1) + o_p(1)\|\tilde{\mathbf{w}}_\xi\|_\infty$, which implies $\|\tilde{\mathbf{w}}_\xi\|_\infty = O_p(1)$. Thus, $\Pr\{\|\hat{\mathbf{w}}_\xi\|_1 \leq \|\tilde{\mathbf{w}}_\xi\|_1 \leq 3m_0\|\tilde{\mathbf{w}}_\xi\|_\infty \leq cm_0\} \rightarrow 1$ as $n \rightarrow \infty$, for some constant $c > 0$. Thus, $\|\hat{\mathbf{w}}_\xi\|_1 = O_p(m_0)$. \square

Lemma 6. *Under Conditions C1-C4, for any constant $r_1 \in (0, \frac{r}{8+r})$ and $r_2 = \min(\frac{r}{32+4r}, \frac{4+r}{32+4r} - \frac{r_1}{4})$, let $m_0 = o(n^{r_2-c})$ for some arbitrarily small $c \in (0, \min\{r_1, r_2\})$. If $\Pr(\hat{\mathcal{E}} \subseteq \mathcal{E}) \rightarrow 1$ as $n \rightarrow \infty$, then $\hat{\lambda} = O(\gamma)O_p(m_0)$.*

Proof. By lemma assumption, $\Pr\{\hat{\mathcal{E}} \subseteq \mathcal{E}\} \rightarrow 1$ as $n \rightarrow \infty$. Thus, it suffices to consider the case where $\hat{\mathcal{E}} \subseteq \mathcal{E}$. By KKT condition (24) and the definition of $\hat{\lambda}$, the next pair jk ($j < k$) about to enter $\hat{\mathcal{E}}$ satisfies $nS_{jk}^2 \leq \gamma(S_{jk}^2 + S_{jj}S_{kk})$ and

$$\left| S_{jk}^2 \left\{ \hat{\mathbf{J}}_{jk, \hat{\mathcal{E}}} \hat{\mathbf{w}}_{\hat{\mathcal{E}}} - \hat{h}_{jk} \right\} \right| = \frac{\hat{\lambda}}{n},$$

where h_{jk} is the element of \mathbf{h} corresponding to pair jk . Under Condition C1 and by Lemma 2, $0 \leq S_{jk}^2 = O_p(\gamma/n)$. Moreover, with probability tending to one, $\hat{\mathbf{J}}_{jk, \hat{\mathcal{E}}} \hat{\mathbf{w}}_{\hat{\mathcal{E}}} = \hat{\mathbf{J}}_{jk, \hat{\mathcal{E}}} \hat{\mathbf{w}}_{\hat{\mathcal{E}}} + \hat{\mathbf{J}}_{jk, \hat{\mathcal{E}} \setminus \xi} \hat{\mathbf{w}}_{jk, \hat{\mathcal{E}} \setminus \xi} \leq \hat{\mathbf{J}}_{jk, \hat{\mathcal{E}}} \hat{\mathbf{w}}_{\hat{\mathcal{E}}} + 2\|\hat{\mathbf{J}}\|_{\max} = O(m_0)$ by Lemma 5 and Lemma 3. Thus, by Condition C2, Lemma 3 and Lemma 5, we have $\hat{\lambda} = O(\gamma)O_p(m_0)$. \square

Proof of Theorem 2. We first show that $\Pr(\hat{\mathcal{E}} \subseteq \mathcal{E}) \rightarrow 1$. Under Condition C1, for all pairs $\{jk : j \leq k\}$, we have $S_{jk} \rightarrow \theta_{jk}$ in probability by the law of large number. Since θ_{jj} is bounded away from zero for all $j = 1, \dots, p$, we have $S_{jk}/(S_{jk}^2 + S_{jj}S_{kk}) \rightarrow \theta_{jk}/(\theta_{jk}^2 + \theta_{jj}\theta_{kk})$ in probability. Thus there exists some constant $c > 0$, such that $\Pr\{S_{jk}/(S_{jk}^2 + S_{jj}S_{kk}) > c \mid \theta_{jk} = 0\} = o(1)$ and

$\Pr\{S_{jk}/(S_{jk}^2 + S_{jj}S_{kk}) < c \mid \theta_{jk} \neq 0\} = o(1)$. This implies that when $\gamma/n = c$, $\Pr(\hat{\mathcal{E}} \subseteq \mathcal{E}) \rightarrow 1$ as $n \rightarrow \infty$ by the definition of $\hat{\lambda}$ in (22).

Next we show that $\hat{\lambda}/n = o_p(1)$. From the above discussion, it suffices to consider the case where $\hat{\mathcal{E}} \subseteq \mathcal{E}$. Note that $\Pr[\max_{jk} \{S_{jk}/(S_{jk}^2 + S_{jj}S_{kk})\} < c \mid \theta_{jk} \neq 0] = o(1)$. By the definition of $\hat{\lambda}$ and the KKT Condition, when n is large, with probability arbitrarily close to 1, we have $S_{jk}^2 |\hat{\mathbf{J}}_{jk,\hat{\mathcal{E}}} \hat{\mathbf{w}}_{\hat{\mathcal{E}}} - \hat{h}_{jk}| = \hat{\lambda}/n$, where $jk \in \setminus \mathcal{E}$ is some pair about to enter the set $\hat{\mathcal{E}}$ if $\hat{\lambda}$ decreases, and $\hat{\mathbf{J}}_{jk,\hat{\mathcal{E}}}$ is the row of $\hat{\mathbf{J}}$ corresponding to jk and columns corresponding to $\hat{\mathcal{E}}$. With fixed p , convergence of $\hat{\mathbf{J}}$ to \mathbf{J} is ensured by the law of large numbers. Thus, implied by the objective function in (13), $\|\hat{\mathbf{w}}_{\hat{\mathcal{E}}}\|_1 \leq \|\tilde{\mathbf{w}}_{\mathcal{E}}\|_1 \rightarrow \|\mathbf{w}_{\mathcal{E}}^*\|_1 = O(1)$ in probability where $\tilde{\mathbf{w}}_{\mathcal{E}}$ and $\mathbf{w}_{\mathcal{E}}^*$ are the optimizers of $\mathbf{w}^\top \hat{\mathbf{J}}_{\mathcal{E}} \mathbf{w}/2 - \mathbf{w}^\top \hat{\mathbf{h}}_{\mathcal{E}}$ and $\mathbf{w}^\top \mathbf{J}_{\mathcal{E}} \mathbf{w}/2 - \mathbf{w}^\top \mathbf{h}_{\mathcal{E}}$, respectively. Since $\hat{\mathbf{J}} \rightarrow \mathbf{J}$ and $S_{jk}^2 \rightarrow 0$ in probability for $jk \in \setminus \mathcal{E}$, we have $\hat{\lambda}/n = S_{jk}^2 |\hat{\mathbf{J}}_{jk,\hat{\mathcal{E}}} \hat{\mathbf{w}}_{\hat{\mathcal{E}}} - \hat{h}_{jk}| = o_p(1)$

Finally, we show that $\Pr(\mathcal{E} \subseteq \hat{\mathcal{E}}) \rightarrow 1$ as $n \rightarrow \infty$. From the above discussion, it suffices to show that every element of $\hat{\mathbf{w}}_{\mathcal{E}}$ is nonzero, where $\hat{\mathbf{w}}_{\mathcal{E}}$ optimizes

$$\frac{1}{2} \mathbf{w}^\top \hat{\mathbf{J}}_{\mathcal{E}} \mathbf{w}/2 - \mathbf{w}^\top \hat{\mathbf{h}}_{\mathcal{E}} + \frac{\hat{\lambda}}{n} \sum_{jk \in \xi} \frac{|w_{jk}|^2}{S_{jk}}.$$

Since $\hat{\lambda}/n = o_p(1)$ and $S_{jk} \rightarrow \theta_{jk}$ which is bounded away from zero for $jk \in \xi$, the above convex objective function of \mathbf{w} converges point-wise to the strictly convex objective

$$\frac{1}{2} \mathbf{w}^\top \mathbf{J}_{\xi} \mathbf{w}/2 - \mathbf{w}^\top \mathbf{h}_{\xi}.$$

Since m_0 is fixed, the optimizer of the former converges to the latter, i.e. $\hat{\mathbf{w}}_{\mathcal{E}} \rightarrow \mathbf{w}_{\mathcal{E}}^*$ in probability where $\mathbf{w}_{\mathcal{E}}^*$ is such that $\mathbf{J}_{\xi} \mathbf{w}_{\mathcal{E}}^* = \mathbf{h}_{\xi}$. By Condition C3, all elements of $\mathbf{w}_{\mathcal{E}}^*$ are nonzero, implying the same for $\hat{\mathbf{w}}_{\mathcal{E}}$. Similar to the proof in Lemma 5, elements of $\hat{\mathbf{w}}_{\setminus \xi}$ corresponding to the marginal scores are all equal one. \square

Proof of Theorem 3. Under Condition C1, for all $jk \in \setminus \mathcal{E}$, $E(S_{jk}) = 0$. Thus by the law of large number, $S_{jk} \rightarrow 0$, $S_{jj} \rightarrow \theta_{jj}$ and $S_{kk} \rightarrow \theta_{kk}$. Therefore, for any $jk \in \setminus \mathcal{E}$, $nS_{jk}^2/(S_{jk}^2 + S_{jj}S_{kk}) = o_p(n)$. However, by the definition of $\hat{\lambda}$ in (22), for all $jk \in \hat{\mathcal{E}}$ and $j < k$, $nS_{jk}^2/(S_{jk}^2 + S_{jj}S_{kk}) > \gamma$.

Thus for $\gamma^{-1} = o(n^{-1})$,

$$\Pr \left(\frac{nS_{jk}^2}{S_{jk}^2 + S_{jj}S_{kk}} > \gamma \mid jk \in \setminus \mathcal{E} \right) \rightarrow 0,$$

as $n \rightarrow \infty$. □

Proof of Theorem 4. For part (i): By definition of $\hat{\lambda}$ in (22), for any $jk \in \hat{\mathcal{E}}$ and $j < k$,

$$\frac{nS_{jk}^2}{S_{jk}^2 + S_{jj}S_{kk}} > \gamma.$$

By Condition C1 and Lemma 2, there exists some constant $c > 0$, $\Pr\{\min_{jk}(S_{jj}S_{kk}) < c\} = o(1)$.

Similarly, by Hoeffding's inequality for central U-statistic, $\Pr\{\max_{jk \in \setminus \mathcal{E}}(S_{jk}^2) > c \cdot \gamma/n\} = o(1)$ for some $c > 0$. Thus, there exist some constant $c_1 > 0$ for all n ,

$$\begin{aligned} & \Pr \left\{ \max_{jk} \left(\frac{nS_{jk}^2}{S_{jk}^2 + S_{jj}S_{kk}} \right) > \gamma \mid jk \in \setminus \mathcal{E} \right\} \\ & \leq \Pr \left\{ \max_{jk}(nS_{jk}^2) > \gamma \min_{sl}(S_{ss}S_{ll}) \mid jk \in \setminus \mathcal{E} \right\} \\ & \leq c_1 \cdot \Pr \left\{ \max_{jk}(S_{jk}^2) > c \cdot \frac{\gamma}{n} \mid jk \in \setminus \mathcal{E} \right\} \\ & \rightarrow 0. \end{aligned}$$

That is $\Pr(\hat{\mathcal{E}} \cap \setminus \mathcal{E} = \emptyset) \rightarrow 1$, as $n \rightarrow \infty$.

For part (ii): By part (i) of the theorem, $\Pr(\hat{\mathcal{E}} \subseteq \mathcal{E}) \rightarrow 1$ as $n \rightarrow \infty$. Thus it suffices to only consider the case when $\hat{\mathcal{E}} \subseteq \mathcal{E}$. By Lemma 5, $\hat{w}_{\mathcal{E} \setminus \hat{\mathcal{E}}}$ is a vector of ones. Moreover, by Condition C1 and Lemma 2, S_{jk} are uniformly bounded and bounded away from zero, for all $jk \in \mathcal{E}$. Thus, the KKT condition (24) implies that $\|\hat{\mathbf{J}}_{\mathcal{E}}\hat{\mathbf{w}}_{\mathcal{E}} - \hat{\mathbf{h}}_{\mathcal{E}}\|_1 = O_p(\hat{\lambda}m_0/n)$. By Lemma 6 and theorem assumption, $\hat{\lambda}m_0/n = O_p(\gamma m_0^2/n) = o_p(1)$. Thus $\|\hat{\mathbf{J}}_{\mathcal{E}}\hat{\mathbf{w}}_{\mathcal{E}} - \hat{\mathbf{h}}_{\mathcal{E}}\|_1 \leq \|\hat{\mathbf{J}}_{\mathcal{E}}\hat{\mathbf{w}}_{\mathcal{E}} - \hat{\mathbf{h}}_{\mathcal{E}}\|_1 = o_p(1)$. Note that

$$\begin{aligned} \|\hat{\mathbf{J}}_{\mathcal{E}}\hat{\mathbf{w}}_{\mathcal{E}} - \hat{\mathbf{h}}_{\mathcal{E}}\|_1 - \|\mathbf{J}_{\mathcal{E}}\hat{\mathbf{w}}_{\mathcal{E}} - \mathbf{h}_{\mathcal{E}}\|_1 & \leq \left\| (\hat{\mathbf{J}}_{\mathcal{E}} - \mathbf{J}_{\mathcal{E}})\hat{\mathbf{w}}_{\mathcal{E}} + (\mathbf{h}_{\mathcal{E}} - \hat{\mathbf{h}}_{\mathcal{E}}) \right\|_1 \\ & \leq m_0 \|\hat{\mathbf{J}}_{\mathcal{E}} - \mathbf{J}_{\mathcal{E}}\|_{\max} \|\hat{\mathbf{w}}_{\mathcal{E}}\|_1 + m_0 \|\mathbf{h}_{\mathcal{E}} - \hat{\mathbf{h}}_{\mathcal{E}}\|_{\infty} \\ & = o_p(1), \end{aligned}$$

where the last equation is implied by Lemma 4 and Lemma 5. Thus $\|\mathbf{J}_\xi \hat{\mathbf{w}}_\xi - \mathbf{h}_\xi\|_1 = o_p(1)$. Condition C3 implies that all elements of $\hat{\mathbf{w}}_\xi$ are nonzero. That is $\mathcal{E} \subseteq \hat{\mathcal{E}}$. \square

References

- R. A. Amezcua, A. T. Lun, E. Becht, V. J. Carey, L. N. Carpp, L. Geistlinger, F. Marini, K. Rue-Albrecht, D. Risso, C. Soneson, L. Waldron, H. Pagès, M. L. Smith, W. Huber, M. Morgan, R. Gottardo, and S. C. Hicks. Orchestrating single-cell analysis with bioconductor. *Nature methods*, 17(2):137–145, 2020.
- Z. Bai and Y. Yin. Limit of the smallest eigenvalue of a large dimensional sample covariance. *Annals of Probability*, 21(3):1275–1294, 1993.
- Z. D. Bai, J. W. Silverstein, and Y. Q. Yin. A note on the largest eigenvalue of a large dimensional sample covariance matrix. *Journal of Multivariate Analysis*, 26(2):166–168, 1988.
- O. Banerjee, L. El Ghaoui, and A. d’Aspremont. Model selection through sparse maximum likelihood estimation for multivariate gaussian or binary data. *Journal of Machine Learning Research*, 9:485–516, 2008.
- J. Besag. Statistical analysis of non-lattice data. *Journal of the Royal Statistical Society: Series D*, 24:179–195, 1975.
- P. J. Bickel and E. Levina. Covariance regularization by thresholding. *The Annals of Statistics*, 36(6):2577 – 2604, 2008a.
- P. J. Bickel and E. Levina. Regularized estimation of large covariance matrices. *The Annals of Statistics*, 36(1):199 – 227, 2008b.
- J. Bien. Graph-guided banding of the covariance matrix. *Journal of the American Statistical Association*, 114(526):782–792, 2019.
- J. Bien and R. J. Tibshirani. Sparse estimation of a covariance matrix. *Biometrika*, 98(4):807–820, 2011.

- J. Bien, F. Bunea, and L. Xiao. Convex banding of the covariance matrix. *Journal of the American Statistical Association*, 111(514):834–845, 2016.
- J. Bradic, J. Fan, and W. Wang. Penalized composite quasi-likelihood for ultrahigh dimensional variable selection. *Journal of the Royal Statistical Society: Series B (Statistical Methodology)*, 73(3):325–349, 2011.
- T. T. Cai and W. Liu. Adaptive thresholding for sparse covariance matrix estimation. *Journal of the American Statistical Association*, 106(494):672–684, 2011.
- T. T. Cai and H. H. Zhou. Optimal rates of convergence for sparse covariance matrix estimation. *The Annals of Statistics*, 40(5):2389–2420, 2012.
- S. Chaudhuri, M. Drton, and T. S. Richardson. Estimation of a covariance matrix with zeros. *Biometrika*, 94(1):199–216, 2007.
- D. R. Cox and N. Reid. A note on pseudolikelihood constructed from marginal densities. *Biometrika*, 91(3):729–737, 2004.
- M. J. Daniels and R. E. Kass. Shrinkage estimators for covariance matrices. *Biometrics*, 57(4):1173–1184, 2001.
- J. Fan and R. Li. Variable selection via nonconcave penalized likelihood and its oracle properties. *Journal of the American statistical Association*, 96(456):1348–1360, 2001.
- J. Fan, Y. Liao, and H. Liu. An overview of the estimation of large covariance and precision matrices. *The Econometrics Journal*, 19(1):C1–C32, 2016.
- D. Ferrari, G. Qian, and T. Hunter. Parsimonious and efficient likelihood composition by Gibbs sampling. *Journal of Computational and Graphical Statistics*, 25(3):935–953, 2016.
- J. H. Friedman, T. Hastie, and R. Tibshirani. Sparse inverse covariance estimation with the graphical lasso. *Biostatistics*, 9(3):432–441, 2008.

- R. Furrer, M. G. Genton, and D. Nychka. Covariance tapering for interpolation of large spatial datasets. *Journal of Computational and Graphical Statistics*, 15(3):502–523, 2006.
- X. Gao and R. J. Carroll. Data integration with high dimensionality. *Biometrika*, 104(2):251–272, 2017.
- M. G. G’Sell, S. Wager, A. Chouldechova, and R. Tibshirani. Sequential selection procedures and false discovery rate control. *Journal of the Royal Statistical Society Series B: Statistical Methodology*, 78(2):423–444, 2016.
- C. C. Heyde. *Quasi-likelihood and its application: a general approach to optimal parameter estimation*. Springer, 1997.
- Z. Huang and D. Ferrari. Fast construction of optimal composite likelihoods. *Statistica Sinica*, http://www3.stat.sinica.edu.tw/ss_newpaper/SS-2021-0235_na.pdf, 2022.
- F. K. Hui, S. Müller, and A. Welsh. Sparse pairwise likelihood estimation for multivariate longitudinal mixed models. *Journal of the American Statistical Association*, 113(524):1759–1769, 2018.
- A. A. Kolodziejczyk, J. K. Kim, V. Svensson, J. C. Marioni, and S. A. Teichmann. The technology and biology of single-cell rna sequencing. *Molecular cell*, 58(4):610–620, 2015.
- C. Lam. High-dimensional covariance matrix estimation. *Wiley Interdisciplinary reviews: Computational Statistics*, 12:e1485, 2020.
- C. Lam and J. Fan. Sparsistency and rates of convergence in large covariance matrix estimation. *The Annals of Statistics*, 37(6B):4254–4278, 2009.
- O. Ledoit and M. Wolf. Nonlinear shrinkage estimation of large-dimensional covariance matrices. *The Annals of Statistics*, 40(2):1024 – 1060, 2012.
- B. G. Lindsay. Composite likelihood methods. *Contemporary Mathematics*, 80:221–239, 1988.

- B. G. Lindsay, G. Y. Yi, and J. Sun. Issues and strategies in the selection of composite likelihoods. *Statistica Sinica*, 21(1):71–105, 2011.
- R. Lockhart, J. Taylor, R. J. Tibshirani, and R. Tibshirani. A significance test for the lasso. *Annals of statistics*, 42(2):413, 2014.
- K. V. Mardia, J. T. Kent, G. Hughes, and C. C. Taylor. Maximum likelihood estimation using composite likelihoods for closed exponential families. *Biometrika*, 96(4):975–982, 2009.
- N. Meinshausen and P. Bühlmann. High-dimensional graphs and variable selection with the Lasso. *The Annals of Statistics*, 34(3):1436 – 1462, 2006.
- M. Pourahmadi. *High-dimensional covariance estimation: with high-dimensional data*. John Wiley & Sons, 2013.
- R Core Team. *R: A Language and Environment for Statistical Computing*. R Foundation for Statistical Computing, Vienna, Austria, 2023. URL <https://www.r-project.org/>.
- A. J. Rothman. Positive definite estimators of large covariance matrices. *Biometrika*, 99(3):733–740, 2012.
- A. J. Rothman, E. Levina, and J. Zhu. Generalized thresholding of large covariance matrices. *Journal of the American Statistical Association*, 104(485):177–186, 2009.
- K. Scheinberg, S. Ma, and D. Goldfarb. Sparse inverse covariance selection via alternating linearization methods. In *Proceedings of the 23rd International Conference on Neural Information Processing Systems - Volume 2*, NIPS’10, page 2101–2109, 2010.
- F. W. Townes, S. C. Hicks, M. J. Aryee, and R. A. Irizarry. Feature selection and dimension reduction for single-cell RNA-seq based on a multinomial model. *Genome biology*, 20:1–16, 2019.
- C. Varin, N. Reid, and D. Firth. An overview of composite likelihood methods. *Statistica Sinica*, 21:5–42, 2011.

- H. Wang. Coordinate descent algorithm for covariance graphical lasso. *Statistics and Computing*, 24:521–529, 2014.
- J. Whittaker. *Graphical Models in Applied Multivariate Statistics*. Wiley, 1990.
- D. M. Witten, J. H. Friedman, and N. Simon. New insights and faster computations for the graphical lasso. *Journal of Computational and Graphical Statistics*, 20(4):892–900, 2011.
- L. Xue and H. Zou. Rank-based tapering estimation of bandable correlation matrices. *Statistica Sinica*, 24(1):83–100, 2014.
- L. Xue, H. Zou, T. Cai, et al. Nonconcave penalized composite conditional likelihood estimation of sparse Ising models. *The Annals of Statistics*, 40(3):1403–1429, 2012.
- M. Yuan. Efficient computation of ℓ_1 regularized estimates in gaussian graphical models. *Journal of Computational and Graphical Statistics*, 17(4):809–826, 2008.
- M. Yuan and Y. Lin. Model selection and estimation in the gaussian graphical model. *Biometrika*, 94(1):19–35, 2007.
- A. Zeisel, A. B. Muñoz-Manchado, S. Codeluppi, P. Lönnerberg, G. La Manno, A. Juréus, S. Marques, H. Munguba, L. He, C. Betsholtz, C. Rolny, G. Castelo-Branco, J. Hjerling-Leffler, and S. Linnarsson. Cell types in the mouse cortex and hippocampus revealed by single-cell RNA-seq. *Science*, 347(6226):1138–1142, 2015.
- P. Zhao and B. Yu. On model selection consistency of lasso. *The Journal of Machine Learning Research*, 7:2541–2563, 2006.
- H. Zou. The adaptive lasso and its oracle properties. *Journal of the American Statistical Association*, 101:1418–1429, 2006.