
Deep-Graph-Sprints: Accelerated Representation Learning in Continuous-Time Dynamic Graphs

Ahmad Naser eddin

Feedzai, Portugal

Departamento de Ciência de Computadores, Faculdade de Ciências, Universidade do Porto, Portugal

ahmad.eddin@feedzai.com

Jacopo Bono

Feedzai, Portugal

jacopo.bono@feedzai.com

David Aparício

Feedzai, Portugal

Departamento de Ciência de Computadores, Faculdade de Ciências, Universidade do Porto, Portugal

daparicio@dcc.fc.up.pt

Hugo Ferreira

Feedzai, Portugal

hugo.ferreira@feedzai.com

Pedro Ribeiro

Feedzai, Portugal

Departamento de Ciência de Computadores, Faculdade de Ciências, Universidade do Porto, Portugal

pribeiro@dcc.fc.up.pt

Pedro Bizarro

Feedzai, Portugal

pedro.bizarro@feedzai.com

Abstract

Continuous-time dynamic graphs (CTDGs) are essential for modeling interconnected, evolving systems. Traditional methods for extracting knowledge from these graphs often depend on feature engineering or deep learning. Feature engineering is limited by the manual and time-intensive nature of crafting features, while deep learning approaches suffer from high inference latency, making them impractical for real-time applications. This paper introduces Deep-Graph-Sprints (DGS), a novel deep learning architecture designed for efficient representation learning on CTDGs with low-latency inference requirements. We benchmark DGS against state-of-the-art feature engineering and graph neural network methods using five diverse datasets. The results indicate that DGS achieves competitive performance while improving inference speed up to 12x compared to other deep learning approaches on our tested benchmarks. Our method effectively bridges the gap between deep representation learning and low-latency application requirements for CTDGs.

1 Introduction

Graphs serve as a foundational structure for modeling and analyzing interconnected systems, with applications spanning in computer science, mathematics, and life sciences. Recent studies have emphasized the critical role of dynamic graphs, which capture evolving relationships in systems like social networks and financial markets (Costa et al., 2007; Zhang et al., 2020; Zhou et al., 2020; Majeed & Rauf, 2020; Febrinanto et al., 2023).

Graph structure representation is crucial for encoding complex graph information into low-dimensional embeddings that are usable by machine learning models. This task is particularly challenging for dynamic graphs. Traditional graph feature engineering methods rely on manually crafted heuristics to capture graph characteristics, necessitating domain knowledge and considerable time to engineer and test new features (Bilot et al., 2023). In contrast, graph representation learning, especially through graph neural networks (GNNs), automates this process by learning compact embeddings of graph structures (Hamilton

et al., 2017b). Despite growing interest in this field, research has predominantly focused on static graphs, overlooking the dynamic nature of many real-world systems (Perozzi et al., 2014; Grover & Leskovec, 2016; Hamilton et al., 2017a).

Dynamic graphs are categorized into Discrete Time Dynamic Graphs (**DTDGs**) and Continuous Time Dynamic Graphs (**CTDGs**) (Rossi et al., 2020). DTDGs are viewed as a sequence of snapshots at set intervals, while CTDGs are seen as a continuous stream of events, such as adding a new edge, which updates the graph’s structure with each occurrence. This paper aims to advance the state-of-the-art in representation learning for CTDGs.

Existing methods for handling CTDGs (Dai et al., 2016; Kumar et al., 2019; Xu et al., 2020; Rossi et al., 2020) often face computational and memory constraints, leading to high-latency inference, thus limiting their practicality for real-time applications. Approaches such as asynchronous operation and truncated backpropagation have been employed to mitigate these issues, but they introduce compromises in representation accuracy and the learning of long-term dependencies (Rossi et al., 2020; Wang et al., 2021).

This paper introduces a novel architecture for the representation learning of CTDGs, designed to overcome existing limitations and provide low-latency, efficient representation learning. Our approach employs forward-mode automatic differentiation, specifically real-time recurrent learning (**RTRL**) (Williams & Zipser, 1989), within a customized recurrent cell structure. This enables low-latency inference, efficient computation, and optimized memory usage, while preserving representation accuracy and the ability to capture long-term dependencies.

The contributions of this work are as follows:

- We identify the limitations in current methodologies for graph representation learning, highlighting their computational inefficiencies and their challenges in capturing long-term dependencies, see Sections 2,5.
- We introduce Deep-Graph-Sprints (**DGS**), a method for real-time representation learning of CTDGs, optimizing latency and enhancing the ability to capture long-term dependencies, see Sections 3.
- We benchmark DGS against state-of-the-art methods, in node classification and link prediction tasks, demonstrating on par predictive performance and up to 12x faster inference on our benchmarks, see Sections 4.

2 Background: Overview of Automatic Differentiation Modes

Deep learning depends significantly on credit assignment, a process identifying the impact of past actions on learning signals (Minsky, 1961; Sutton, 1984). This process is essential for reinforcing successful behaviors and reducing unsuccessful ones.

The capability of assigning credit in deep learning models depends on the differentiability of learning signals enabling the use of Jacobians for this purpose (Cooijmans & Martens, 2019). A key technique in this context is automatic differentiation (**AD**), a computational mechanism for the derivation of Jacobians through a predefined set of elementary operations and the application of the chain rule, applicable even in programs with complex control flows (Baydin et al., 2018). In AD, depending on the direction of applying the chain rule, three strategies stand out: forward mode, reverse mode (often termed backpropagation), and mixed mode. Forward mode involves multiplying the Jacobians matrices from input to output. Reverse mode, a two-phase process, first executes the function to populate intermediate variables and map dependencies, then calculates Jacobians in reverse order from outputs to inputs (Baydin et al., 2018). Mixed mode combines these approaches.

Temporal models, such as recurrent neural networks (**RNNs**) and GNNs for temporal graphs, pose specific challenges for AD due to their memory-intensive requirements in backpropagation. The memory complexity for storing intermediate states across timestamps significantly impacts computational efficiency. For instance, in an RNN with sequence length l and state size d , reverse-mode AD exhibits computational and memory

complexities of $\mathcal{O}(l \times d^2)$, posing scalability issues for long sequences (Baydin et al., 2018). To mitigate these challenges, truncated backpropagation through time (**TBPTT**) optimizes resource usage by limiting the backpropagation horizon, thus reducing both computational and memory demands. However, TBPTT’s constraint on the temporal horizon restricts its ability to capture long-term dependencies, impacting model performance over extended sequences (Williams & Peng, 1990).

Forward-mode AD, exemplified in real-time recurrent learning (**RTRL**), offers an alternative by facilitating online updates of the parameters, which is particularly advantageous for models requiring the retention of information over extended durations (or sequence length). Despite its benefits for capturing long-term dependencies with reduced memory overhead ($\mathcal{O}(d^2)$), RTRL’s computational demand ($\mathcal{O}(l \times d^4)$) limits its practicality in large-scale networks (Williams & Zipser, 1989; Cooijmans & Martens, 2019).

In summary, while reverse mode AD is challenged by memory intensity, TBPTT presents a compromise by reducing memory and computational needs at the expense of long-term dependency capture. Forward mode AD addresses both long-term retention and memory efficiency but is restricted by its computational complexity.

3 Method

In this section we detail our low latency node representation learning method, namely Deep-Graph-Sprints (**DGS**). We start by explaining the main components that form its architecture and then we detail each one of them. Furthermore, we detail the training paradigm that distinguishes our method, highlighting its enhanced memory efficiency and ability to capture long-term dependencies compared to existing approaches. Additionally, we explain our method during inference, demonstrating how it achieves low latencies.

3.1 Architecture

The DGS method is developed to handle a stream of edges. As shown in Figure 1, the system processes each incoming edge to derive a task-specific score, applicable for any ML task such as classification.

Similar to established approaches in this domain, e.g., (Rossi et al., 2020; Kumar et al., 2019), our DGS method is divided into two key components:

1. **Embedding Recurrent Component (ER)**: dedicated to representation learning, where each node or edge in the graph is mapped from high-dimensional, complex graph structures to a lower-dimensional embedding space.
2. **Neural Network (NN)**: responsible for decision-making processes, such as classification. It uses the embedding provided by the ER component to generate a task specific output.

The ER component is particularly noteworthy for its role in updating the embeddings of nodes or edges, thereby enriching them with detailed attributes and relationships context within the network. These embeddings are then input into the neural network, which is tailored to specific applications. For instance, in node classification, the network evaluates each node associated with a new edge, with the score reflecting the network’s interpretation from the representations provided by the ER component.

3.1.1 Embedding Recurrent Component (ER):

This subsection delineates the ER component, the core mechanism within our methodology that processes dynamic graph data. Building upon *Graph-Sprints* (Eddin et al., 2023), a low-latency graph feature engineering approach, that is formalized in Equation 1. A node’s embedding is determined by integrating its historical state, the historical state of its immediate neighbor (with which it shares the current edge), and the attributes of the current edge.

$$\vec{S}_t = \beta \vec{S}_{t-1} + (1 - \beta) \left((1 - \alpha) \vec{\delta}(F_t) + \alpha \vec{S}_{t-1}^* \right) \quad (1)$$

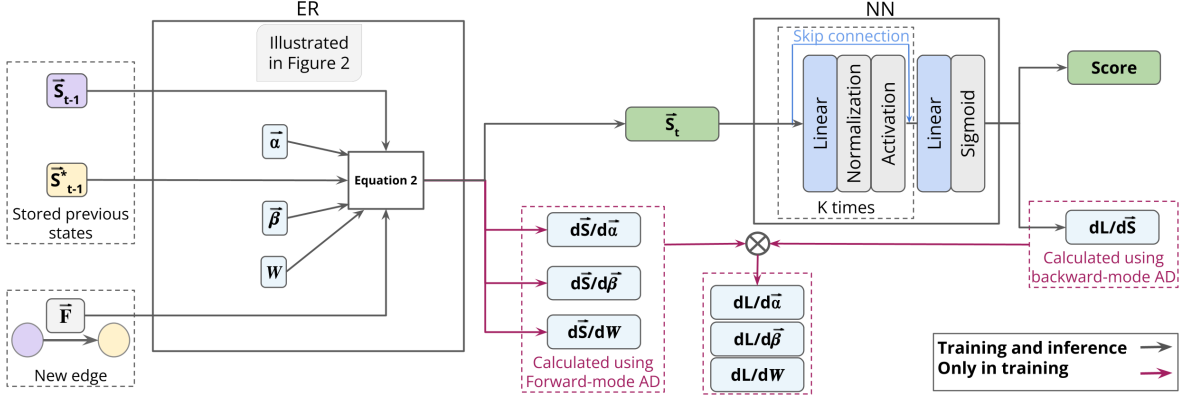


Figure 1: Schematic representation of the DGS architecture. The diagram illustrates the workflow from receiving new edge, through the generation of embeddings for nodes or edges, to the application of a neural network to generate a task specific score. Furthermore, the diagram elucidates the computation of gradients through the application of mixed-mode AD. Equation 2, and Figure 2 provide more details about the ER component.

Here, \vec{S}_t denotes the state of a node at time t , evolving from its previous state \vec{S}_{t-1} and the state of its immediate neighbor \vec{S}_{t-1}^* , while also incorporating the current edge’s features F_t , encoded in histograms through the $\vec{\delta}$ function. The coefficients α and β are scalar forgetting factors that modulate the impact of neighborhood and past information on the current state.

Although *Graph-Sprints* demonstrates rapid processing capabilities and performs on par with leading techniques, it faces several limitations in practical applications. These include the complex and time-consuming tuning processes required for its feature extraction and decision-making components. For instance, to tune the forgetting coefficients or to define the histogram bin edges of the $\vec{\delta}$ function for every feature. Moreover, the model’s expressivity is constrained by the uniform application of scalar forgetting coefficients across all features, limiting its ability to capture the unique temporal dynamics of each feature. Finally, the use of large number of histogram bins significantly increases the memory requirements especially in datasets with many features. In contrast, our proposed methodology, while drawing inspiration from *Graph-Sprints*, goes beyond traditional feature engineering by employing a dynamic learning mechanism for embeddings. The state update equation in our methodology is illustrated in Equation 2:

$$\vec{S}_t = \vec{\beta} \odot \vec{S}_{t-1} + (1 - \vec{\beta}) \odot \left((1 - \vec{\alpha}) \odot \left(\left\| \left\| \vec{\sigma}(W_i F_t) \right\|_{i=1}^m \right) + \vec{\alpha} \odot \vec{S}_{t-1}^* \right) \right) \quad (2)$$

In this equation, we introduce vectorized forgetting coefficients, $\vec{\alpha}$ and $\vec{\beta}$, each corresponding in dimensionality to the state vector, and modulate the weighting between current and historical information, and between self and neighborhood information, respectively. Each dimension of $\vec{\alpha}$ and $\vec{\beta}$ corresponds to unique forgetting rates for each embedded feature in the state vector, which itself consists of a vector as we will detail below. The embedding matrix W is tasked with mapping input features into a vector of the same size as the state vector.

Inspired by the *Graph-Sprints* histogram-based feature representations, we utilize the softmax function ($\vec{\sigma}$) to achieve analogous representations. Moreover, we employ softmax temperature scaling (Guo et al., 2017) where higher temperatures result in softer distributions. DGS enhances model expressiveness and optimizes memory usage by incorporating multiple softmax functions, each applied to a segment of the product between the embedding matrix W and the feature vector F_t . The notation $\left\| \left\| \right\|_{i=1}^m$ denotes the concatenation of the results obtained by applying the m softmax functions. Each function is applied to the product of the i -th portion of the embedding matrix, W_i , and the features values F_t , as illustrated in Figure 2. This strategy not only aids in reducing computational and memory demands by lowering the Jacobian’s dimensionality

but also introduces a modular structure akin to multi-head attention mechanisms in transformers (Vaswani et al., 2017), this technique has the potential to learn different information per softmax (further details in Section 3.2).

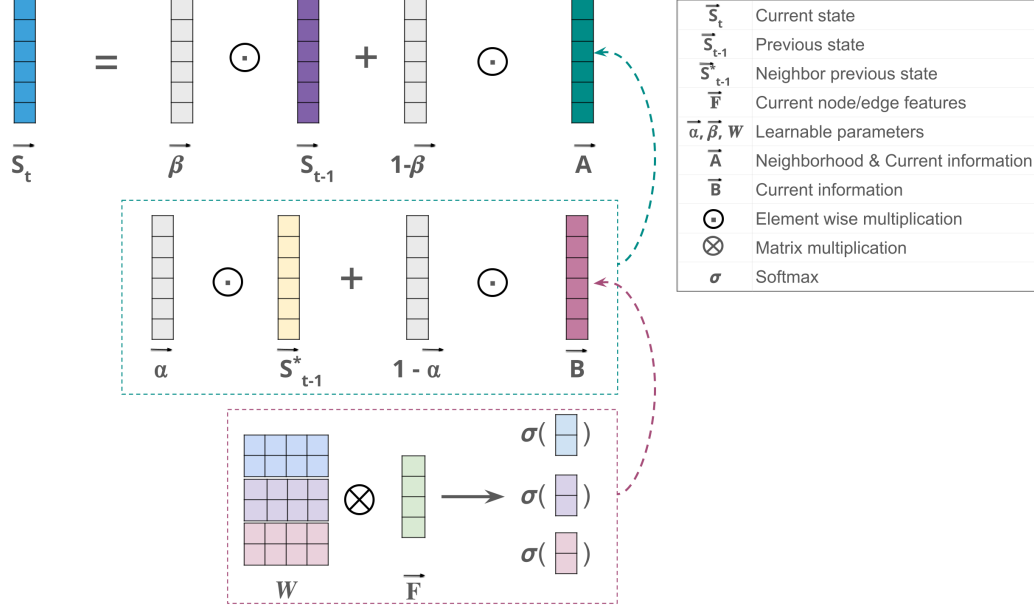


Figure 2: Schematic illustration of state calculation based on Equation 2. This example demonstrates the computation of node state at time t with a state size of $s = 6$, three softmaxes ($m = 3$), and thus two rows per softmax from the embedding matrix W ($h = s/m = 2$). The number of input features is $f = 4$.

3.1.2 Neural Network (NN)

The NN component is a feedforward neural network, that encompasses multiple layers. The configuration of this component is subject to optimization depending on the task at hand. This optimization includes decisions such as the number of layers, the size of each layer, and the incorporation of normalization layers.

3.2 Training Process

The design of DGS methodically incorporates forward-mode AD for learning the ER component, whereas, the subsequent NN component, processing the embeddings generated by the ER component, utilizes reverse-mode AD. This hybrid approach effectively leverages the strengths of both paradigms, namely, learning long-term dependencies (as detailed in Section 2), and ensuring efficient learning while accommodating the memory constraints and structural complexities of graph data.

In typical ML scenarios, the complexity of forward-mode AD limits its applicability. Nonetheless, forward-mode AD is applicable in situations requiring a manageable number of Jacobian computations, offering efficient Jacobian propagation through computational graphs. In the DGS method, the feasibility of forward-mode AD is supported by two main factors. First, DGS is dominated by elementwise multiplications, where different elements of a state vector are not mixed together. Second, the implementation of multiple softmax functions limits the dependency of each state element to a segment of the embedding matrix W , thus reducing the computational and memory requirements.

The element-wise multiplication between the state vectors \vec{S} and the parameter vectors $\vec{\alpha}$ and $\vec{\beta}$ optimizes the calculation of Jacobians $\frac{\partial \vec{S}}{\partial \vec{\alpha}}$ and $\frac{\partial \vec{S}}{\partial \vec{\beta}}$, achieving a computational and memory complexity of $\mathcal{O}(s)$, where s represents the size of the state vector. In contrast, performing these operations via matrix multiplication,

implying α and β are $(s \times s)$ matrices, would increase the complexity to $\mathcal{O}(s^3)$. Regarding the embedding matrix W , with dimensions $s \times f$ (embedding size by the number of features), the application of a single softmax function over the entire embedded vector would result in Jacobians $\frac{\partial \vec{S}}{\partial W}$ with dimensions $f \times s^2$, leading to computational and memory complexities of $\mathcal{O}(f \times s^2)$. However, DGS mitigates this through the deployment of multiple softmax functions, each managing a segment of the state. With m softmax functions, each addressing a subset of $h = s/m$ rows, the computational and memory requirements are effectively reduced to $\mathcal{O}(f \times h \times s)$, demonstrating the method’s efficiency in optimizing both computational and memory resources. Furthermore, one can easily fix h to a predetermined value and optimize the state size s to be multiples of this parameter. Therefore, assuming a fixed h , the total computational complexity scales linearly with respect to the state size s . This property demonstrates a better scaling than backpropagation, which scales with s^2 . These factors collectively justify the selection of forward-mode AD for the differentiation process in the ER component of our architecture. The Jacobians updates were implemented manually using PyTorch (Fey & Lenssen, 2019).

In the NN component, number of learnable parameters varies based on model architecture, primarily involving the network’s weights. The parameters of the NN component are optimized using backpropagation, and to implement that we also leverage the functionalities of PyTorch.

As a result, the architecture of the DGS method employs a mixed-mode AD approach, as illustrated in Figure 3.

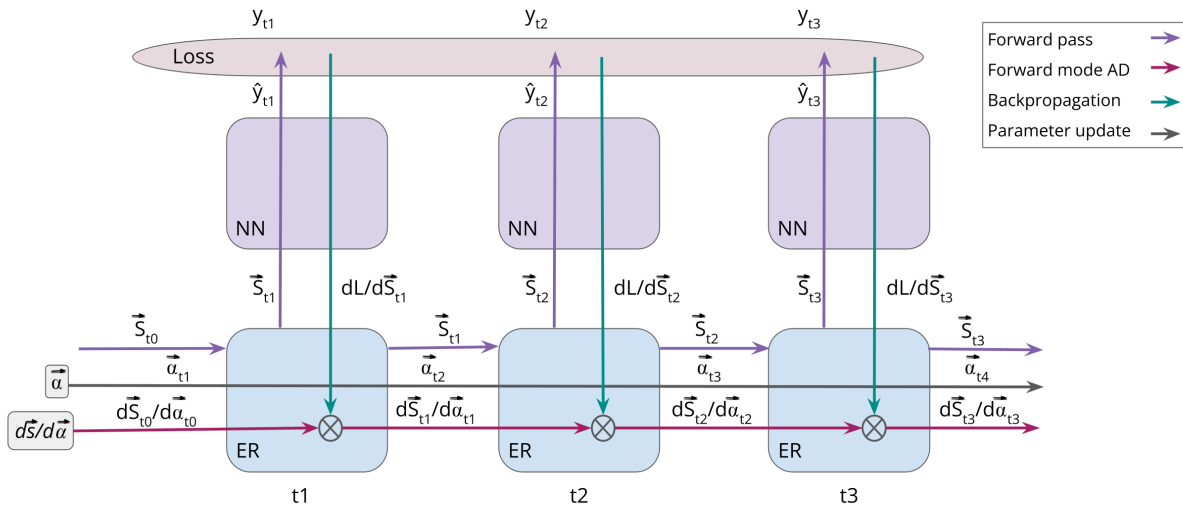


Figure 3: Recurrent Training Process: This figure illustrates the steps involved over three successive timesteps, focusing on the derivative calculation for a single learnable parameter \vec{a} using a mixed-mode approach. It combines forward mode differentiation for the ER component with backpropagation for the neural network classifier. This methodology extends to update other parameters (i.e., $\vec{\beta}$, W). This hybrid approach enables an efficient solution that effectively captures long-term dependencies.

Mini-Batch Training

To expedite the training process, we employ mini-batch training, wherein the input comprises a batch of edges. In cases where a singular node appears multiple times within a single batch, each occurrence is associated with the same prior node state, which represents the most recent state prior to the batch’s execution. This methodology implies that nodes contained within the same batch do not utilize the most current information due to the prohibition of intra-batch informational exchange. One can also implement a batch strategy similar to the one implemented by the Jodie method (Kumar et al., 2019), where batch size is dynamic and nodes only appear once in the same batch.

3.3 Inference Process

The inference phase is characterized by the absence of gradient computation, which simplifies the overall procedure. In the streaming context, as elaborated in Section 3.1, the occurrence of an edge triggers an update in the states of the nodes interconnected by this edge, employing Equation 2 for the update mechanism. Subsequently, these updated states are ingested by the NN component. The nature of the input to the NN component is task-dependent: it may constitute a singular node state for node classification tasks, or the concatenation of two node states for tasks such as link prediction.

Mini-Batch Inference

To accelerate inference in scenarios suitable for batch processing, we employ a mini-batch inference strategy. This approach updates the states of nodes or edges within each batch simultaneously. When a node appears multiple times within the same batch, as in the training phase, each instance is linked to the same prior node state, which is the most recent state before the batch’s execution. Consequently, there is no exchange of states within the batch. Note that this is optional and similarly to mini-batch procedure in training we can leverage a different strategy.

Following the parallel updates, the aggregated states are inputted into the neural network (NN) component. This step generates a batched output tailored to the task, whether it involves node classification, link prediction, or any other relevant activity.

4 Experiments and Results

4.1 Experimental Setup

The efficacy of our methodology was evaluated through the node classification and link prediction tasks across five different datasets. This include three open-source external datasets and two proprietary datasets from the anti-money laundering (**AML**) domain.

Baselines

We compare the performance of our method against several baselines. The first simple baseline, called Raw, trains a machine learning model using only raw edge features. Another baseline is Graph-Sprints (Eddin et al., 2023) a graph feature engineering method, which we refer to by GS. The GS baseline uses the same ML classifier used by the Raw baseline but diverges in the features used for training— GS employs Graph-Sprints histograms, whereas Raw employs the raw edge features.

An additional baseline set comprises state-of-the-art GNN methods, specifically TGN (Rossi et al., 2020). Our TGN implementation, based on the default PyTorch Geometric implementation, differs from the original paper by restricting within-batch neighbor sampling, for a more realistic scenario.

For the node classification tasks, our TGN implementation diverges slightly from the default PyTorch Geometric implementation, which was originally implemented for link prediction, by updating the state of target nodes with current edge features *before* classification. In contrast, for link prediction, this update occurs *after* the classification decision, aligning with the PyTorch Geometric implementation. These settings are typical for node classification and link prediction, respectively, and both GS and DGS follow the same setup¹.

Several TGN variants were used: TGN-attn, aligning with the original paper’s best variant, TGN-ID, a simplified version focusing solely on memory module embeddings, and Jodie, which utilizes a time projection embedding with gated recurrent units. TGN-ID and Jodie baselines, which do not necessitate neighbor sampling, were chosen for their lower-latency attributes compared to TGN-attn. All GNN baselines (TGN-ID, TGN-attn, and Jodie) used a node embedding size of 100.

¹In the original GS paper, link prediction for the GS was performed using the same setup as node classification, i.e. updating the state before classification. We believe it is more fair to use the link prediction setup as all other models, hence our GS results on link prediction tasks are not directly comparable to the original paper. Similarly, the TGN baselines in node classification tasks used the link prediction setup in the original paper, hence those results are also not directly comparable here.

Optimization

The hyperparameter optimization process utilizes Optuna (Akiba et al., 2019) for training 100 models. Initial 70 trials are conducted through random sampling, followed by the application of the TPE sampler. Each model incorporated an early stopping mechanism, triggered after 10 epochs without improvement. Table 5 enumerates the hyperparameters and their respective ranges employed in the tuning process of DGS and the baselines.

Importantly, the state size for DGS is fixed to 100 in the node classification task, achieved by setting the product of the number of softmax functions and the number of rows per softmax to 100 ($m \times h = 100$). This aligns with the configurations of other GNN baseline models (TGN-ID, TGN-attn, and Jodie) to ensure comparability. In the link prediction task, we set the DGS state size to 250 because a state size of 100 was insufficient for achieving comparable performance. Despite this larger state size compared to the GNN baselines, the DGS method has, on average, 2.5 times fewer learnable parameters than the TGN-attn baseline. Additionally, only 35% of the learnable parameters in *DGS* on average are attributed to the *ER* component, with the remaining 65% belonging to the classification head (further detail in Table 6).

Datasets

We leverage five different datasets, all CTDGs and labeled. Each dataset is split into train, validation, and test sets respecting time (i.e., all events in the train are older than the events in validation, and all events in validation are older than the events in the test set). Three of these datasets are publicly available (Kumar et al., 2019) from the social and education domains. In these three datasets, we adopt the identical data partitioning strategy employed by the baseline methods we compare against, which also utilized these datasets.

The other two datasets are real-world banking datasets from the AML domain. Due to privacy concerns, we can not disclose the identity of the FIs nor provide exact details regarding the node features. We refer to the datasets as FI-A and FI-B. The graphs in this use case are constructed by considering the accounts as nodes and the money transfers between accounts as edges. Table 1 shows the details of all the used datasets.

Table 1: Information and data partitioning strategy for public (Kumar et al., 2019), and proprietary datasets. In the public datasets, we adopt the identical data partitioning strategy employed by the baseline methods we compare against, which also utilized these datasets. In the proprietary datasets(FI-A, FI-B) due to privacy concerns we provide approximated details

	Wikipedia	Mooc	Reddit	FI-A	FI-B
#Nodes	9,227	7,047	10,984	≈400,000	≈10,000
#Edges	157,474	411,749	672,447	≈500,000	≈2,000,000
Label type	editing ban	student drop-out	posting ban	AML SAR	AML escalation
Positive labels	0.14%	0.98%	0.05%	2-5%	20-40%
Duration	30 days	29 days	30 days	≈300 days	≈600 days
Used split (%)	75-15-15	60-20-20	75-15-15	60-10-30	60-10-30

4.2 Node classification

The results for **node classification** are detailed in Table 2, displaying the average test AUC \pm std for the external datasets and the Δ AUC for the AML datasets. To obtain these figures, we retrained the best model identified through hyperparameter optimization across 10 different random seeds.

It is important to note that the GNNs and GS baselines leverage the latest edge information, similar to the DGS method. This means they update the node state with the most recent information before classifying the node.

We have highlighted the **best** and second-best performing models for each dataset. To provide an overview, we include a column showing the average rank, representing the mean ranking computed from all datasets.

DGS achieves either the highest or the second-highest scores in four out of the five datasets. The exception is the Mooc dataset, where GNN baselines surpass our method. We did note that there is some overfitting of the GNN baselines. This is due to the extreme scarcity in positive labels, which resulted in the validation metrics being badly correlated with the test metrics for these baselines.

Counter-intuitively, although not reported here², we observed that the performance of the GNN baselines improved when evaluated without leveraging the latest edge features, which could indicate a reduced overfitting to the validation dataset.

Table 2: Node classification results using public and internal datasets.

Method	AUC \pm std			Δ AUC \pm std		Average rank
	Wikipedia	Mooc	Reddit	FI-A	FI-B	
Raw	58.5 \pm 2.2	62.8 \pm 0.9	55.3 \pm 0.8	0	0	6
TGN-ID	69.3 \pm 0.5	86.3 \pm 0.8	56.2 \pm 3.7	+1.2 \pm 0.1	+24.3 \pm 1.8	3.4
Jodie	68.8 \pm 1.3	<u>86.1 \pm 0.4</u>	56.2 \pm 2.1	+1.4 \pm 0.1	+25.0 \pm 0.6	3.2
TGN-attn	70.5 \pm 4.1	86.0 \pm 0.9	55.6 \pm 6.1	+0.9 \pm 0.2	+22.5 \pm 2.5	4.2
GS	90.7 \pm 0.3	75.0 \pm 0.2	68.5 \pm 1.0	+1.8 \pm 0.5	+27.8 \pm 0.4	2
DGS	<u>89.2 \pm 2.2</u>	78.7 \pm 0.6	<u>68.0 \pm 1.9</u>	+3.6 \pm 0.2	<u>+26.9 \pm 0.3</u>	2.2

4.3 Link Prediction

For the link prediction task, the evaluation process generates $n - 1$ negative edges for each positive edge, where n denotes the number of nodes (possible destinations) in the graph. We then measure the mean reciprocal rank (**MRR**), which indicates the average rank of the positive edge. An MRR of 50% implies that the correct edge was ranked second, while an MRR of 25% implies it was ranked third. Additionally, we measure Recall@10, which represents the percentage of actual positive edges ranked in the top 10 scores for every edge.

We retrain the hyperparameter-optimized model using 10 random seeds and report the average test MRR \pm standard deviation and Recall@10 \pm standard deviation in Table 3. Evaluations were conducted in both transductive (T) and inductive (I) settings. The transductive setting involves predicting future links of nodes that could be observed during training, while the inductive setting involves predictions for nodes not encountered during training.

We identified the **best** and second-best models. DGS demonstrated competitive performance in link prediction. It outperformed the GNN models by approximately 10% in MRR on the Mooc dataset and showed improved performance on the Reddit dataset. However, it underperformed compared to the baselines on the Wikipedia dataset. To provide a comprehensive overview, we included a column in Table 3 that displays the average rank, representing the mean ranking derived from all datasets, calculated using MRR. Notably, our DGS model achieved the highest average performance in both transductive and inductive settings.

4.4 Inference Runtime

DGS has a primary goal of achieving reduced inference times. Comparative latency assessments were conducted amongst DGS, Graph-Sprints, and baseline GNN models. These assessments involved processing 200 batches, each containing 200 events, across distinct datasets (Wikipedia, Mooc, and Reddit) for node classification task. The average times were computed over 10 iterations. Tests were performed on a Linux PC equipped with 24 Intel Xeon CPU cores (3.70GHz) and an NVIDIA GeForce RTX 2080 Ti GPU (11GB).

As depicted in Figure 4, DGS exhibited significant speed advantages. On the Reddit dataset, it was more than ten times faster than the TGN-attn GNN baseline. For the smaller datasets, this speed enhancement ranged approximately between 5 and 6 times, while maintaining a competitive speed with the low latency GS baseline. Notably, the runtime of DGS remained stable and was not influenced by the number of edges

²We believe it is more fair to compare the performance using the same setup. For the interested reader, the results when updating the state after the classification are reported in the GS paper Eddin et al. (2023).

Table 3: DGS: Link prediction results using public datasets.

	Method	Wikipedia		Mooc		Reddit		Average rank
		MRR	Recall@10	MRR	Recall@10	MRR	Recall@10	
T	TGN-ID	46.6 ± 2.4	67.3 ± 2.1	15.3 ± 6.6	36.9 ± 18.0	41.3 ± 4.2	57.4 ± 3.5	4.3
	Jodie	65.3 ± 1.3	78.4 ± 0.2	15.3 ± 3.9	38.1 ± 11.8	42.4 ± 4.3	59.9 ± 2.9	2.7
	TGN-attn	66.7 ± 1.3	78.3 ± 0.6	16.9 ± 3.6	42.1 ± 11.2	40.0 ± 9.2	56.8 ± 8.9	2.7
	GS	54.7 ± 1.1	64.4 ± 0.9	4.0 ± 0.4	5.1 ± 0.5	55.5 ± 1.2	65.2 ± 1.1	2.7
	DGS	53.9 ± 1.3	63.9 ± 0.6	25.6 ± 4.0	49.0 ± 5.3	51.0 ± 0.9	64.8 ± 0.3	2.3
I	TGN-ID	62.3 ± 1.2	75.1 ± 0.5	13.8 ± 5.9	31.1 ± 15.8	41.6 ± 2.5	59.6 ± 1.9	2.7
	Jodie	57.9 ± 0.7	73.1 ± 0.6	16.7 ± 2.6	41.2 ± 6.4	37.9 ± 4.2	57.0 ± 3.1	4.0
	TGN-attn	65.6 ± 2.4	75.8 ± 0.7	17.7 ± 2.0	42.1 ± 5.2	48.1 ± 2.2	64.7 ± 0.9	2.0
	GS	55.0 ± 2.1	62.8 ± 1.2	2.8 ± 0.2	3.6 ± 0.3	49.4 ± 1.1	59.5 ± 1.3	4.0
	DGS	59.3 ± 2.5	68.5 ± 2.4	26.0 ± 3.9	48.2 ± 3.3	56.9 ± 30.9	68.5 ± 22.5	1.7

in the graph, as demonstrated in Figure 4. In the Wikipedia and Reddit datasets, DGS consistently took 0.24 seconds. In contrast, TGN-attn exhibited a runtime increase from 1.2 seconds in the Wikipedia dataset to approximately 3 seconds in the Reddit dataset. This stability suggests that we may obtain higher speed gains in larger graphs, especially considering that inference times in the TGN-attn baseline are impacted by the number of graph edges. Moreover, When benchmarked against other GNNs baselines (TGN-ID, Jodie), DGS consistently demonstrated significantly lower inference latency.

In comparison to the GS framework, known for its low latency, DGS generally exhibited marginally superior speed, especially noticeable in the Wikipedia and Reddit datasets, with latencies of 0.24 versus 0.29 seconds. This performance gain can be attributed to the higher feature count in these datasets (172 features), which potentially increases the processing time for GS due to the elevated feature volume. In contrast, for the Mooc dataset, which has only 7 edge features, GS showed a slight gain in speed (0.24 versus 0.28 seconds).

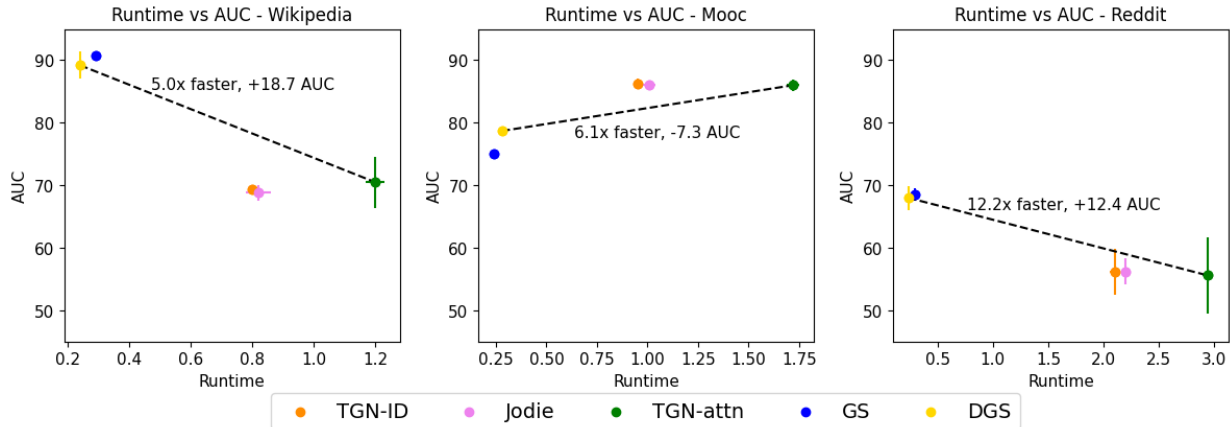


Figure 4: Trade-off between AUC and runtime.

4.5 Ablation Study

In this section we conduct a comparative analysis of three distinct variants of the DGS methodology, differentiated primarily by their parameterization complexity.

The initial variant, designated as DGS-s, represents the most basic approach wherein *scalar* parameters α and β are learned. Moreover, instead of employing a learnable embedding matrix, DGS-s adopts the static embedding function utilized by Graph-Sprints. The subsequent variant, DGS-v, retains the fixed embedding function but transitions to *vectorized* parameters, $\vec{\alpha}$ and $\vec{\beta}$. This modification is intended to explore the

effects of increasing these parameters’ complexity on the performance of the model. The final variant, the principal model described herein as DGS, not only incorporates *vectorized* parameters $\vec{\alpha}$ and $\vec{\beta}$ but also integrates a learnable embedding matrix. This approach aims to assess the impact of learnable feature embedding matrix.

Table 4 presents the results of the three variants for **node classification** across five different datasets. It displays the average test AUC \pm standard deviation for the external datasets and the Δ AUC for the AML datasets. The DGS variant shows to be on average the best variant.

Table 4: DGS: Ablation study, Node classification results

Method	AUC \pm std			Δ AUC \pm std		Average rank
	Wikipedia	Mooc	Reddit	FI-A	FI-B	
DGS-s	88.2 \pm 0.6	73.8 \pm 0.5	65.8 \pm 0.8	+1.8 \pm 0.3	25.8 \pm 0.7	3
DGS-v	91.0 \pm 0.3	75.2 \pm 0.3	67.2 \pm 0.4	+3.2 \pm 0.1	+26.7 \pm 0.2	1.8
DGS	89.2 \pm 2.2	78.7 \pm 0.6	68.0 \pm 1.9	+3.6 \pm 0.2	+26.9 \pm 0.3	1.2

5 Related Work

Graph representation learning is essential for converting complex graph structures into embeddings usable by machine learning models. This section provides an overview of the existing algorithms. Existing methods can be categorized into random-walk based, aggregation based, and other approaches.

5.1 Random-walk Based Techniques

Random-walk based techniques utilize random walks to approximate the inherent structure of the network. Nodes exhibiting similar random walks often indicate analogous structural roles within the network. Traditional random-walk methods like, *DeepWalk* (Perozzi et al., 2014), *LINE* (Tang et al., 2015), *Node2vec* (Grover & Leskovec, 2016), *Struc2vec* (Ribeiro et al., 2017), *Metapath2vec* (Dong et al., 2017), *Role2vec* (Ahmed et al., 2019), learn representation of static graphs. Adaptations for DTDG include (Sajjad et al., 2019), while *Node2bits* (Jin et al., 2019) integrates temporal information by segmenting random walks into distinct time windows. Further developments, such as *CTDNE* (Lee et al., 2020; Nguyen et al., 2018), were introduced to provide time-aware embeddings, augmenting the *Node2vec* (Grover & Leskovec, 2016) paradigm for CTDGs. These methodologies treat the graph as a stream of edges and perform temporal walks from seed nodes chosen through a temporally-biased distribution.

A major limitation of random-walk-based approaches is their computational and memory complexities as highlighted by Xia et al. (2019), there exists techniques to alleviate this like *B_LIN* (Tong et al., 2006), *METIS* (Karypis & Kumar, 1997), *RWDISK* (Sarkar & Moore, 2010), and *Graph-Sprints* (Eddin et al., 2023), which is a graph feature engineering approach that provide an approximation of random walks for low latency graph feature extraction. For a comprehensive review of random-walk-based applications and the challenges they pose, the reader is directed to (Xia et al., 2019).

5.2 K-hop Neighborhood Based Methods

More recently, we see a surge in deep learning algorithms for graph representation learning. Several approaches leverage GNNs to learn functions that generate node embeddings (Hamilton et al., 2017a; Ying et al., 2018; Yang et al., 2020; Zhu et al., 2020).

Most GNN-based methods require a k -hop neighborhood on which message-passing operations lead to node embeddings. To deal with CTDGs, a simple approach is to consider a series of discrete snapshots of the graph over time, on which static methods are applied. Such approaches however do not take time properly into account and several works propose techniques to alleviate this issue (Sankar et al., 2020; Goyal et al., 2018; Jin et al., 2022). To better deal with CTDGs, other works focus on including time-aware features or inductive biases into the architecture. *DeepCoevolve* (Dai et al., 2016) and *Jodie* (Kumar et al., 2019)

train two RNNs for bipartite graphs, one for each node type. Importantly, the previous hidden state of one RNN is also added as an input to the other RNN. In this way, the two RNNs interact, in essence performing single-hop graph aggregations. *TGAT* (Xu et al., 2020) proposes to include temporal information in the form of time encodings, while *TGN* (Rossi et al., 2020) extends this framework and also includes a memory module taking the form of an RNN. Jin et al. (2020) replace the discrete-time recurrent network of *TGN* with a *NeuralODE* modeling the continuous dynamics of node embeddings.

GNNs are instrumental in analyzing vast time series data, but adapting them to large datasets is challenging due to memory constraints. While various sampling strategies exist, merging them with temporal data remains complex. Enhancing GNN’s scalability for real-time applications is a critical research area (Jin et al., 2023). For a comprehensive review on GNN-based approaches for time series analysis we refer the reader to the survey by Jin et al. (2023).

5.3 Low-latency methods

In this paper, we are interested in low latency methods. *APAN* (Wang et al., 2021) proposes to reduce the latency at inference time by decoupling the more costly graph operations from the inference module, and perform the more expensive k -hop message passing asynchronously. While *APAN* improves the latency at inference time, it potentially uses outdated information at inference time due to asynchronous update. This algorithm addresses the need to generate low-latency embeddings, similar to our *Deep-Graph-Sprints* methods. However, unlike our methods, *APAN* uses outdated information which could negatively affect its overall performance.

Moreover, towards reducing computational costs of GNNs, *HashGNN* (Wu et al., 2021) leverages MinHash to generate node embeddings suitable for the link prediction task, where nodes that results in the same hashed embedding are considered similar. *SGSketch* (Yang et al., 2022) is a streaming node embedding framework uses a mechanism to gradually forget outdated edges, achieving significant speedups. Differently than our approach *SGSketch* uses the gradual forgetting strategy to update the adjacency matrix and therefore only considers the graph structure.

Liu et al. (2019) propose an algorithm for graph streams that performs node representation updates in real-time by leveraging the embeddings of the 1-hop neighbors of a node of interest, and ignoring its attributes.

Chu & Lin (2024) propose ETSMLP, a model that leverages an exponential smoothing technique to model long-term dependencies in sequence learning. The model employs two learnable damped factors, to modify the influence of a smoothing factor and the current input, respectively. These factors enable the model to adjust the impact of past and current data adaptively. It treats the learnable and smoothing factors as complex numbers for a richer representation.

6 Conclusions

CTDGs are essential for representing connected and evolving systems. While methods to learn these graphs show significant potential for diverse applications, the computational and memory demands of existing approaches limit their feasibility in low-latency scenarios.

In this paper, we introduce the real-time graph representation learning method for CTDGs, named DGS. This novel approach addresses the latency challenges associated with current deep learning methods. It also obviates the need for manual tuning and domain-specific expertise, which are prerequisites for traditional feature extraction methods. The architecture design makes the use of real-time recurrent learning (RTRL) feasible, which in turn can help to learn long-term dependencies and to use online learning. To validate the effectiveness and applicability of DGS, we conducted a thorough evaluation using two internal AML datasets and additional datasets from various fields, thereby demonstrating its versatility.

References

- Nesreen K Ahmed, Ryan A Rossi, John Boaz Lee, Theodore L Willke, Rong Zhou, Xiangnan Kong, and Hoda Eldardiry. role2vec: Role-based network embeddings. *Proc. DLG KDD*, pp. 1–7, 2019.
- Takuya Akiba, Shotaro Sano, Toshihiko Yanase, Takeru Ohta, and Masanori Koyama. Optuna: A next-generation hyperparameter optimization framework. In *Proceedings of the 25th ACM SIGKDD international conference on knowledge discovery & data mining*, pp. 2623–2631, 2019.
- Atilim Gunes Baydin, Barak A Pearlmutter, Alexey Andreyevich Radul, and Jeffrey Mark Siskind. Automatic differentiation in machine learning: a survey. *Journal of Machine Learning Research*, 18:1–43, 2018.
- Tristan Bilot, Nour El Madhoun, Khaldoun Al Agha, and Anis Zouaoui. Graph neural networks for intrusion detection: A survey. *IEEE Access*, 2023.
- Jiqun Chu and Zuoquan Lin. Incorporating exponential smoothing into mlp: A simple but effective sequence model. *arXiv preprint arXiv:2403.17445*, 2024.
- Tim Cooijmans and James Martens. On the variance of unbiased online recurrent optimization. *arXiv preprint arXiv:1902.02405*, 2019.
- L da F Costa, Francisco A Rodrigues, Gonzalo Travieso, and Paulino Ribeiro Villas Boas. Characterization of complex networks: A survey of measurements. *Advances in physics*, 56(1):167–242, 2007.
- Hanjun Dai, Yichen Wang, Rakshit Trivedi, and Le Song. Deep coevolutionary network: Embedding user and item features for recommendation. *arXiv preprint arXiv:1609.03675*, 2016.
- Yuxiao Dong, Nitesh V Chawla, and Ananthram Swami. metapath2vec: Scalable representation learning for heterogeneous networks. In *Proceedings of the 23rd ACM SIGKDD international conference on knowledge discovery and data mining*, pp. 135–144, 2017.
- Ahmad Naser Eddin, Jacopo Bono, David Aparício, Hugo Ferreira, João Tiago Ascensão, Pedro Ribeiro, and Pedro Bizarro. From random-walks to graph-sprints: a low-latency node embedding framework on continuous-time dynamic graphs. In *Proceedings of the Fourth ACM International Conference on AI in Finance*, pp. 176–184, 2023.
- Falih Gozi Febrinanto, Feng Xia, Kristen Moore, Chandra Thapa, and Charu Aggarwal. Graph lifelong learning: A survey. *IEEE Computational Intelligence Magazine*, 18(1):32–51, 2023.
- Matthias Fey and Jan E. Lenssen. Fast graph representation learning with PyTorch Geometric. In *ICLR Workshop on Representation Learning on Graphs and Manifolds*, 2019.
- Palash Goyal, Nitin Kamra, Xinran He, and Yan Liu. Dyngem: Deep embedding method for dynamic graphs. *arXiv preprint arXiv:1805.11273*, 2018.
- Aditya Grover and Jure Leskovec. node2vec: Scalable feature learning for networks. In *Proceedings of the 22nd ACM SIGKDD international conference on Knowledge discovery and data mining*, pp. 855–864, 2016.
- Chuan Guo, Geoff Pleiss, Yu Sun, and Kilian Q Weinberger. On calibration of modern neural networks. In *International conference on machine learning*, pp. 1321–1330. PMLR, 2017.
- Will Hamilton, Zhitao Ying, and Jure Leskovec. Inductive representation learning on large graphs. In *Advances in neural information processing systems*, pp. 1024–1034, 2017a.
- William L Hamilton, Rex Ying, and Jure Leskovec. Representation learning on graphs: Methods and applications. *arXiv preprint arXiv:1709.05584*, 2017b.
- Di Jin, Mark Heimann, Ryan A Rossi, and Danaï Koutra. node2bits: Compact time-and attribute-aware node representations for user stitching. In *Joint European Conference on Machine Learning and Knowledge Discovery in Databases*, pp. 483–506. Springer, 2019.

-
- Di Jin, Sungchul Kim, Ryan A Rossi, and Danai Koutra. From static to dynamic node embeddings. *arXiv preprint arXiv:2009.10017*, 2020.
- Di Jin, Sungchul Kim, Ryan A Rossi, and Danai Koutra. On generalizing static node embedding to dynamic settings. In *Proceedings of the Fifteenth ACM International Conference on Web Search and Data Mining*, pp. 410–420, 2022.
- Ming Jin, Huan Yee Koh, Qingsong Wen, Daniele Zambon, Cesare Alippi, Geoffrey I Webb, Irwin King, and Shirui Pan. A survey on graph neural networks for time series: Forecasting, classification, imputation, and anomaly detection. *arXiv preprint arXiv:2307.03759*, 2023.
- George Karypis and Vipin Kumar. Metis: A software package for partitioning unstructured graphs, partitioning meshes, and computing fill-reducing orderings of sparse matrices. 1997.
- Srijan Kumar, Xikun Zhang, and Jure Leskovec. Predicting dynamic embedding trajectory in temporal interaction networks. In *Proceedings of the 25th ACM SIGKDD international conference on Knowledge discovery and data mining*. ACM, 2019.
- John Boaz Lee, Giang Nguyen, Ryan A Rossi, Nesreen K Ahmed, Eunye Koh, and Sungchul Kim. Dynamic node embeddings from edge streams. *IEEE Transactions on Emerging Topics in Computational Intelligence*, 5(6):931–946, 2020.
- Xi Liu, Ping-Chun Hsieh, Nick Duffield, Rui Chen, Muhe Xie, and Xidao Wen. Real-time streaming graph embedding through local actions. In *Companion proceedings of the 2019 world wide web conference*, pp. 285–293, 2019.
- Abdul Majeed and Ibtisam Rauf. Graph theory: A comprehensive survey about graph theory applications in computer science and social networks. *Inventions*, 5(1):10, 2020.
- Marvin Minsky. Steps toward artificial intelligence. *Proceedings of the IRE*, 49(1):8–30, 1961.
- Giang Hoang Nguyen, John Boaz Lee, Ryan A Rossi, Nesreen K Ahmed, Eunye Koh, and Sungchul Kim. Continuous-time dynamic network embeddings. In *Companion proceedings of the the web conference 2018*, pp. 969–976, 2018.
- Bryan Perozzi, Rami Al-Rfou, and Steven Skiena. Deepwalk: Online learning of social representations. In *Proceedings of the 20th ACM SIGKDD international conference on Knowledge discovery and data mining*, pp. 701–710, 2014.
- Leonardo FR Ribeiro, Pedro HP Saverese, and Daniel R Figueiredo. struc2vec: Learning node representations from structural identity. In *Proceedings of the 23rd ACM SIGKDD international conference on knowledge discovery and data mining*, pp. 385–394, 2017.
- Emanuele Rossi, Ben Chamberlain, Fabrizio Frasca, Davide Eynard, Federico Monti, and Michael Bronstein. Temporal graph networks for deep learning on dynamic graphs. In *ICML 2020 Workshop on Graph Representation Learning*, 2020.
- Hooman Peiro Sajjad, Andrew Docherty, and Yuriy Tyshetskiy. Efficient representation learning using random walks for dynamic graphs. *arXiv preprint arXiv:1901.01346*, 2019.
- Aravind Sankar, Yanhong Wu, Liang Gou, Wei Zhang, and Hao Yang. Dysat: Deep neural representation learning on dynamic graphs via self-attention networks. In *Proceedings of the 13th international conference on web search and data mining*, pp. 519–527, 2020.
- Purnamrita Sarkar and Andrew W Moore. Fast nearest-neighbor search in disk-resident graphs. In *Proceedings of the 16th ACM SIGKDD international conference on Knowledge discovery and data mining*, pp. 513–522, 2010.
- Richard Stuart Sutton. *Temporal credit assignment in reinforcement learning*. University of Massachusetts Amherst, 1984.

-
- Jian Tang, Meng Qu, Mingzhe Wang, Ming Zhang, Jun Yan, and Qiaozhu Mei. Line: Large-scale information network embedding. In *Proceedings of the 24th international conference on world wide web*, pp. 1067–1077, 2015.
- Hanghang Tong, Christos Faloutsos, and Jia-Yu Pan. Fast random walk with restart and its applications. In *Sixth international conference on data mining (ICDM’06)*, pp. 613–622. IEEE, 2006.
- Ashish Vaswani, Noam Shazeer, Niki Parmar, Jakob Uszkoreit, Llion Jones, Aidan N Gomez, Łukasz Kaiser, and Illia Polosukhin. Attention is all you need. *Advances in neural information processing systems*, 30, 2017.
- Xuhong Wang, Ding Lyu, Mengjian Li, Yang Xia, Qi Yang, Xinwen Wang, Xinguang Wang, Ping Cui, Yupu Yang, Bowen Sun, et al. Apan: Asynchronous propagation attention network for real-time temporal graph embedding. In *Proceedings of the 2021 international conference on management of data*, pp. 2628–2638, 2021.
- Ronald J Williams and Jing Peng. An efficient gradient-based algorithm for on-line training of recurrent network trajectories. *Neural computation*, 2(4):490–501, 1990.
- Ronald J Williams and David Zipser. A learning algorithm for continually running fully recurrent neural networks. *Neural computation*, 1(2):270–280, 1989.
- Wei Wu, Bin Li, Chuan Luo, and Wolfgang Nejdl. Hashing-accelerated graph neural networks for link prediction. In *Proceedings of the Web Conference 2021*, pp. 2910–2920, 2021.
- Feng Xia, Jiaying Liu, Hansong Nie, Yonghao Fu, Liangtian Wan, and Xiangjie Kong. Random walks: A review of algorithms and applications. *IEEE Transactions on Emerging Topics in Computational Intelligence*, 4(2):95–107, 2019.
- Da Xu, Chuanwei Ruan, Evren Korpeoglu, Sushant Kumar, and Kannan Achan. Inductive representation learning on temporal graphs. *arXiv preprint arXiv:2002.07962*, 2020.
- Carl Yang, Aditya Pal, Andrew Zhai, Nikil Pancha, Jiawei Han, Charles Rosenberg, and Jure Leskovec. Multisage: Empowering gcn with contextualized multi-embeddings on web-scale multipartite networks. In *Proceedings of the 26th ACM SIGKDD International Conference on Knowledge Discovery & Data Mining*, pp. 2434–2443, 2020.
- Dingqi Yang, Bingqing Qu, Jie Yang, Liang Wang, and Philippe Cudre-Mauroux. Streaming graph embeddings via incremental neighborhood sketching. *IEEE Transactions on Knowledge and Data Engineering*, 35(5):5296–5310, 2022.
- Rex Ying, Ruining He, Kaifeng Chen, Pong Eksombatchai, William L Hamilton, and Jure Leskovec. Graph convolutional neural networks for web-scale recommender systems. In *Proceedings of the 24th ACM SIGKDD International Conference on Knowledge Discovery & Data Mining*, pp. 974–983, 2018.
- Ziwei Zhang, Peng Cui, and Wenwu Zhu. Deep learning on graphs: A survey. *IEEE Transactions on Knowledge and Data Engineering*, 34(1):249–270, 2020.
- Jie Zhou, Ganqu Cui, Shengding Hu, Zhengyan Zhang, Cheng Yang, Zhiyuan Liu, Lifeng Wang, Changcheng Li, and Maosong Sun. Graph neural networks: A review of methods and applications. *AI open*, 1:57–81, 2020.
- Qi Zhu, Hao Wei, Bunyamin Sisman, Da Zheng, Christos Faloutsos, Xin Luna Dong, and Jiawei Han. Collective multi-type entity alignment between knowledge graphs. In *Proceedings of The Web Conference 2020*, pp. 2241–2252, 2020.

A Appendix

Table 5 enumerates the hyperparameters and their respective ranges employed in the tuning process of *DGS* and the baselines. All represents the hyperparameters that are common to all the used methods (i.e., DGS, GS, and GNN)

Table 5: Hyperparameters ranges for **DGS** and baseline methods.

Method	Hyperparameter	min	max
DGS	DGS learning rate (η)	10^{-4}	10^3
DGS	Number of softmaxes (m)	10	50
DGS	Softmax temperature (T)	1	10
GS	α	0.1	1
GS	β	0.1	1
GNN	Memory size	32	256
GNN	Neighbors per node	5	10
GNN	Num GNN layers	1	3
GNN	Size GNN layer	32	256
ALL	Learning rate	10^{-4}	10^{-2}
ALL	Dropout perc	0.1	0.3
ALL	Weight decay	10^{-9}	10^{-3}
ALL	Num of dense layers	1	3
ALL	Size of dense layer	32	256

Table 6 provide a detailed comparison of the number of learnable parameters between DGS and TGN-attn in the link prediction task.

Table 6: Comparison of the number of learnable parameters between DGS and TGN-attn in the link prediction task, evaluated in both inductive (I) and transductive (T) settings. The ratio indicates the relative proportion of parameters in TGN-attn compared to DGS.

	Mooc		Wiki		Reddit	
	I	T	I	T	I	T
DGS-NN component	80,145	80,145	57,665	23,537	84,945	80,145
DGS-ER component	2,250	2,250	43,500	43,500	43,500	43,500
DGS (total)	82,395	82,395	101,165	67,037	128,445	123,645
TGN-attn	154,221	308,785	362,422	197,572	100,426	282,340
Ratio	1.9	3.7	3.6	2.9	0.8	2.3