

# Academic Article Recommendation Using Multiple Perspectives

Kenneth Church  
Northeastern University  
San Jose, CA  
k.church@northeastern.edu

Omar Alonso\*  
Amazon  
Palo Alto, CA  
omralon@amazon.com

Peter Vickers  
Northeastern University  
Portland, ME  
p.vickers@northeastern.edu

Jiameng Sun  
Northeastern University  
San Jose, CA  
sun.jiam@northeastern.edu

Abteen Ebrahimi  
University of Colorado  
Boulder, CO  
Abteen.Ebrahimi@colorado.edu

Raman Chandrasekar  
Northeastern University  
Seattle, WA  
r.chandrasekar@northeastern.edu

## ABSTRACT

We argue that Content-based filtering (CBF) and Graph-based methods (GB) complement one another in Academic Search recommendations. The scientific literature can be viewed as a conversation between authors and the audience. CBF uses abstracts to infer authors' positions, and GB uses citations to infer responses from the audience. In this paper, we describe nine differences between CBF and GB, as well as synergistic opportunities for hybrid combinations. Two embeddings will be used to illustrate these opportunities: (1) Specter, a CBF method based on BERT-like deepnet encodings of abstracts, and (2) ProNE, a GB method based on spectral clustering of more than 200M papers and 2B citations from Semantic Scholar.

## KEYWORDS

Academic Search, Semantic Scholar, Content-Based Filtering, Graph-Based Methods, Spectral Clustering, Specter, ProNE

## 1 INTRODUCTION

Academic Search is an information retrieval vertical widely used for scholarly search. Academic Search has other practical applications beyond recommending papers to read. For example, authors need to find papers they should cite, and program committees and funding agencies need to assign submissions to reviewers that are well-informed and sympathetic to the topic area. Better recommendations will improve reviews, publication quality, and move a field into new directions. Academic Search data sets are large enough for research purposes. Due to its scale, there are opportunities to transfer improvements on graph learning from academic search to recommendation systems based on more sensitive data such as eCommerce product search, finance and traffic analysis for military intelligence.

Besides standard information needs like performing a paper or author search and looking up for citations, there is room for specific recommendations as follows:

- **Papers-like-this.** Given a paper-id as input, recommend papers near the paper-id and return a list of papers.
- **Authors-like-this.** Given a paper-id as input, recommend authors near the paper-id and return a list of authors.

Recent surveys on recommender systems in academic search [1, 2] group the literature into four approaches:

- (1) Content-Based Filtering (CBF),

- (2) Graph-Based methods (GB),
- (3) Collaborative Filtering (CF), and
- (4) Better Together: hybrids/ensembles of above.

This paper will focus on CBF and GB because of the availability of data and the lack of sensitivity.<sup>1</sup> Semantic Scholar (S2) [3, 4] provides data on more than 200M academic papers and 2B citations. S2 supports bulk downloads as well as API access by ids such as: MAG [5], DOI, PubMed, DBLP, arXiv and ACL.<sup>2</sup> From an id, one can (often) retrieve a number of useful fields including titles, authors, abstracts, references, citations, Specter embeddings [6] and more.<sup>3</sup>

We have found ensembles of CBF and GB to be very effective. Ensembles of CBF, GB and CF would be even more effective, but CF requires access to (sensitive) behavioral signals [7].

CBF methods in this paper focus on titles and abstracts in S2; GB methods in this paper are based on a citation graph constructed from citations in S2. Some graph learning methods such as GNNs (graph neural networks) [8] assume that most papers have both abstracts and links in the graph. Figure 1 shows that S2 is not like that; only 30% of the papers in S2 have both abstracts and links, and consequently, ensembles of CBF (titles & abstracts) and GB (links in citation graph) have better coverage than either method by itself.

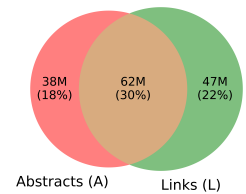


Figure 1:  $|A \cap L| \approx 30\%$

## 1.1 Scenario: Recommending Related Work

One of the motivations for papers-like-this is to help authors write surveys and related work sections. Papers-like-this can be helpful for the first of four subtasks:

- (1) **candidate list generation:** list papers to discuss,
- (2) **organization:** organize list by topic, time, etc.,
- (3) **summarization:** summarize papers, and
- (4) **connecting the dots:** explain how papers are relevant to the present discussion

<sup>1</sup>This work was inspired by insights gained from JSALT 2023, which was supported by Johns Hopkins University and H2020-MSCA ESPERANTO.

<sup>2</sup><https://aclanthology.org/>

<sup>3</sup><https://api.semanticscholar.org/api-docs/>

\*Work does not relate to the author's position at Amazon.

Table 1 shows two lists of papers to discuss, generated by two recommendation methods: CBF (S2 API)<sup>4</sup> and GB (ProNE [53]). Both methods take as input a query (an id in S2, e.g., the second column) and output recommendations (more ids in S2). The two methods are complementary; they return different papers (last two columns) that are relevant for different reasons.

This paper will not discuss the remaining steps mentioned above: organization, summarization and connecting the dots. We have experimented with RAG (Retrieval-Augmented Generation) and chatbots to address some of those steps, and also to explain why a candidate recommendation is relevant to a query. In addition to obvious ethical concerns, we have found chatbot summaries and explanations to be impressive on first impression, but repetitive and uninspired on further reflection.

## 2 SIMILARITIES: EMBEDDINGS

It is standard practice to implement both CBF and GB as embeddings, where an embedding is a matrix,  $M \in \mathbb{R}^{n \times d}$ . The number of documents,  $n$ , is typically  $\sim 10^8$  and the number of hidden dimensions,  $d$ , is typically  $\sim 10^2$  (768 for BERT-like models). The similarity of two papers,  $i$  and  $j$ , is the cosine of their two vectors:  $\cos(M[i, :], M[j, :])$ . We use approximate nearest neighbors (ANN) [54] to find recommendations near an input query. This much holds for both CBF and GB, but there are large differences between CBF and GB, as will be discussed in the next section.<sup>5</sup>

## 3 COMPLEMENTARY PERSPECTIVES

As suggested above, CBF and GB complement one another. We view the literature as a conversation between authors and the audience. CBF uses abstracts to infer authors’ positions, and GB uses citations to infer responses from the audience.

### 3.1 Differences / Synergistic Opportunities

The next nine subsections will discuss nine differences:

- (1) **Inputs:** Titles and abstracts for CBF; citations for GB.
- (2) **Interpretations:** For CBF, large cosines indicate similar abstracts; for GB, large cosines indicate similarity in terms of random walks on citation graph.

<sup>4</sup><https://api.semanticscholar.org/recommendations/v1/papers/forpaper/21321bad706a9f9dbb502588b0bb393cf15fa052?from=all-cs&fields=title,externalIds,citationCount>  
<sup>5</sup>Access to CBF and GB embeddings is provided on website (anonymized for blind review). The CBF embeddings were supplied by S2. They encode  $n = 127$  million abstracts with  $d = 768$  hidden dimension, using Specter [6], a BERT-like [55] deep net. Note that S2 distributes more Specter vectors than abstracts because they are not allowed to distribute many of their abstracts (personal communication). The GB embeddings on this website encode  $n = 119$  million documents with  $d = 280$  hidden dimensions, using a spectral clustering [56] method called ProNE [53].

Task: Find papers on ...	Query	CBF	GB
Recommender systems	[9]	[10–14]	[15–19]
Who should review what?	[20]	[21–26]	[27–31]
Citation Recommendation	[32]	[33–37]	[38–41]
RAG	[42]	[43–47]	[48–52]

Table 1: Complementary Recommendations.

- (3) **History:** Deep networks evolved out of use cases in Natural Language Processing (NLP) whereas spectral clustering [56] has roots in Linear Algebra and was inspired, at least in part, by use cases such as traffic analysis in Applied Math.
- (4) **Implementation Details:** We use Specter (a deep network) for CBF and ProNE (spectral clustering) for GB.
- (5) **Computational Bottlenecks:** Deep networks are limited by computational cycles, whereas spectral clustering is limited by memory. We use GPUs for deep networks, and terabytes of RAM to compute SVDs for spectral clustering.
- (6) **Scale:** Larger graphs favor GB because of network effects.
- (7) **Time Invariance:** CBF embeddings are time invariant because abstracts do not change after publication; GB embeddings improve as papers accumulate citations over time.
- (8) **Priors:** GB recommendations have more citations, but are less recent (because it takes time to accumulate citations).
- (9) **Corner Cases and Missing Values:** Multiple perspectives create opportunities to improve robustness and coverage with error detection and imputing missing values.

3.1.1 *Inputs.* As mentioned above, CBF is based on titles & abstracts, whereas GB is based on citations. Many of the differences mentioned below are consequences of these different inputs. Abstracts are more representative of the authors’ perspectives; citations are more representative of responses from the audience.

3.1.2 *Interpretations.* Large cosines suggest that papers are similar to one another, but for different reasons. For CBF methods, a large cosine implies the two abstracts use similar words in terms of large language models (LLMs). In contrast, for GB methods, a large cosine implies the two papers are near one another in terms of random walks on the citation graph.

3.1.3 *History.* CBF and GB come from different disciplines. It is popular these days to use Deep Networks and LLMs from Computer Science for CBF. For GB, it is standard practice to use Eigenvector methods such as Page Rank [57] from Linear Algebra. Spectral Clustering (ProNE) is like Page Rank, but with more hidden dimensions.

Much of the GB literature was motivated by the traffic analysis use case, where we are given the graph of who is communicating with whom, but we do not know what they are saying because it is assumed that payloads are encrypted. The literature on LLMs historically evolved from use cases in NLP where the situation is reversed. In many NLP use cases, we are given the contents of the documents, but not the larger context of how documents are connected to one another.

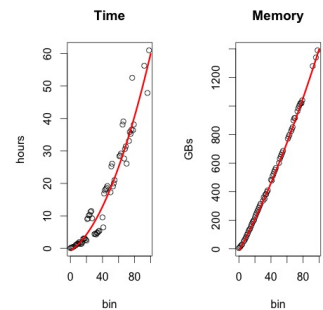


Figure 2: ProNE prefactorization (SVD) takes a few days and a few TBs on larger graphs.

	Vertices (Papers)	Edges (Links)
ogbl-citation2	3M	31M
crossover (bin 41)	42M	499M

Table 2: |OGB|  $\ll$  crossover

3.1.4 *Implementation Details.* We have been using Specter and ProNE as representative instances of CBF and GB approaches, respectively, though there are many variations:

- (1) CBF: Specter [6], SciNCL [58], Sentence Encoders [59]
- (2) GB: ProNE [53], GraRep [60], Node2Vec [61], DeepWalk [62], LINE [63] and more in surveys [64, 65]

At query time, all of these embeddings use ANN (approximate nearest neighbors) to take input queries (ids in S2) and output recommendations (more ids in S2). The differences between CBF and GB mostly involve the creation of embeddings, as well as inference and fine-tuning of deep network models. For ProNE, we use the nodevectors package<sup>6</sup> to create an embedding based on a citation graph from S2. For Specter, we did not need to create vectors because they can be downloaded from S2 (footnote 3). In addition, S2 also provides a recommendation API (footnote 4) which is based on the FAISS<sup>7</sup> implementation of ANN. Unfortunately, the recommendation API is limited to papers in Computer Science (about 10% of their collection), because of cost constraints (personal communication).

At inference time, Specter takes a text string (typically titles and abstracts) as input, and outputs a vector of 768 floats. As suggested above, since Specter vectors can be downloaded, it is not necessary to run the model at inference time or query time. However, the model is available,<sup>8</sup> if one wants to generate recommendations for an unpublished paper.

It is also not necessary to fine-tune Specter, but if one wanted to do that, [6] explains how they did it. Citations are not used at inference time, but they are used for fine-tuning. Fine-tuning starts with SciBERT [66]. Specter is trained on 684K triples from S2:  $\langle \text{query}, \text{pos}, \text{neg} \rangle$ , where *pos* is a positive paper (1-2 hops from the query paper) and *neg* is a random negative paper. Specter2 uses the same architecture, but is trained on 6M triples [67]. ProNE does not use content (abstracts), but it is based on billions of citations, considerably more than a few million triples.

3.1.5 *Computational Bottlenecks.* The computational bottlenecks are quite different, as well. GPUs are effective for BERT-like deep nets (Specter), but spectral clustering is more constrained by memory than computational cycles, and consequently, CPUs with TBs of RAM are preferable for computing ProNE embeddings. The bottleneck for ProNE is an SVD<sup>9</sup> on the input citation graph. Figure 2 shows time and space for the SVD as a function of graph size (bin). It takes a few days and a few TB of RAM for ProNE to embed the citation graph for 100 bins (200 million papers). Availability of GPUs and TBs are enabling advances in both CBF and GB.

<sup>6</sup><https://pypi.org/project/nodevectors/>

<sup>7</sup><https://ai.meta.com/tools/faiss/>

<sup>8</sup><https://huggingface.co/allenai/specter2>

<sup>9</sup>Nodevectors computes the SVD with `randomized_svd` from sklearn.

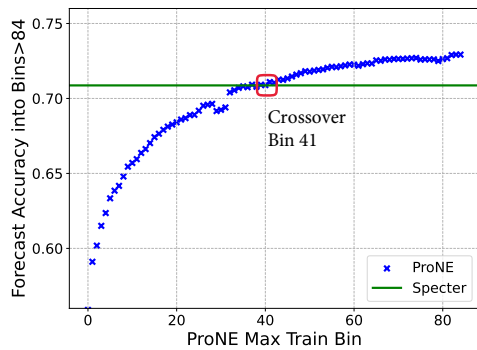


Figure 3: Larger graphs favor ProNE (GB).

3.1.6 *Scale.* Figure 3 is based on related work on a citation prediction task: predict whether paper *a* cites paper *b*. The test set<sup>10</sup> contains pairs of papers that are relatively close in the citation graph: separated by 1-4 hops. The task is to distinguish the 1-hop pairs from the rest. Performance is shown for a Specter model trained on bin 85 and 100 ProNE models trained on 100 subgraphs of increasing size (number of bins for training). The evaluation on bin 84 shows larger graphs favor ProNE (GB).<sup>11</sup>

GNNs attempt to combine abstracts and citations into a single model that can be applied at inference time to novel inputs. However, Figure 3 suggests that the optimal combination of nodes and edges varies by the size of the graph. Much of the prior work is based on benchmarks such as OGB (Open Graph Benchmark) [68] and SciRepEval [67] that measure performance on a single graph. However, it is useful to see how performance scales with graph size because of network effects (Metcalf’s Law [69]): nodes, edges and paths scale with  $n$ ,  $n^2$  and  $2^n$ , respectively. Network effects are important for academic search because the literature is large and growing exponentially, doubling between 9 and 19 years<sup>12</sup> [70]. Most benchmarks are smaller than the crossover point in Figure 3 and Table 2.

3.1.7 *Time Invariance.* CBF embeddings are time invariant because abstracts do not change after a paper is published. Authors are not allowed to change what they said after publication, but the audience perspective is allowed to evolve over time. It can take the literature years/decades to appreciate what is important and why. There are many examples of rejected papers that have subsequently received thousands

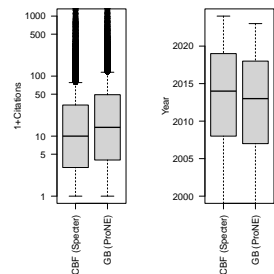


Figure 4: GB recommendations have more citations, but are less recent.

<sup>10</sup>The test set is posted at website (anonymized for blind review).

<sup>11</sup>Another evaluation shows performance not only improves with  $t$  (number of bins for training) but also degrades with  $h$  (forecasting horizon in terms of bins after  $t$ ).

<sup>12</sup><https://blogs.nature.com/news/2014/05/global-scientific-output-doubles-every-nine-years.html>

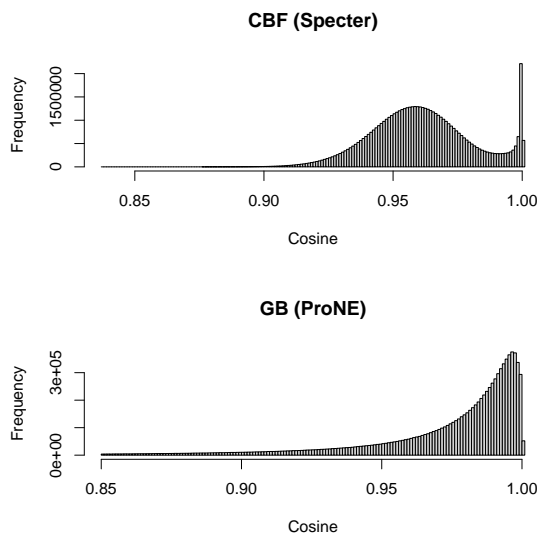
of citations such as the classic paper on Page Rank [57] and Broder’s taxonomy of web queries [71]. From a computational perspective, time invariance is convenient. From this perspective, it is unfortunate that GB embeddings are not time invariant, but the good news is that GB embeddings improve over time as papers receive more and more citations, often years after publication.

**3.1.8 Priors.** The differences in Section 3.1.7 have consequences for priors, as shown in Figure 4. GB is designed to return papers with more citations. However, because it takes time for papers to accumulate citations, papers with more citations tend to be older.

**3.1.9 Corner Cases and Missing Values.** Multiple perspectives create opportunities for robustness. Corner cases can often be detected by looking for large differences between Specter cosines and ProNE cosines. For example, duplicates will receive large Specter cosines because the abstracts are nearly the same, but much smaller ProNE cosines because one of the duplicates tends to have more citations than the other.

How many corner cases are there? The spike near 1 in Figure 5 (top) provides a rough estimate. This figure shows  $\cos(q, cand_1)$ , the cosine between a query and the top candidate recommendation. About 10% of Specter vectors in S2 have a nearby neighbor with a cosine of 0.99 or better. ProNE is very different, with a single mode and no second spike near 1, as shown in Figure 5 (bottom).<sup>13</sup> Spot checks of the Specter spike near 1 suggest the spike is dominated by corner cases such as duplicates, missing/incorrect abstracts, and abstracts in languages other than English.

<sup>13</sup>In addition to the number of modes, the y-axes are very different, partly because of sample sizes (58M queries for Specter and 9M for ProNE), but more importantly, differences in dynamic range. ProNE cosines have a larger dynamic range, and are centered near 0, whereas Specter cosines can be well above 0, even for random papers.



**Figure 5: The spike near 1 (top) is dominated by corner cases involving abstracts. ProNE (bottom) is not bimodal.**

Feature	CBF	GB
Inputs	Titles and abstracts	Citation graph
Perspective	Authors’ position	Audience response
Technology	Deep Nets & LLMs	Spectral Clustering
Discipline	Computer Science	Linear Algebra (Math)
Motivation	Use cases in NLP	Traffic Analysis
Embedding	Specter [6]	ProNE [53]
Interpretation of large cosines	Similar abstracts	Nearby in terms of random walks
Bottleneck	Cycles	Memory
Hardware	GPUs	Terabytes of RAM
Scale	Favor smaller graphs	Favor larger graphs
Invariance	Abstracts are invariant after publication	Citations accumulate after publication
Priors	More recent	More impact (cites)
Corner Cases	Non-English abstracts	Few links in graph

**Table 3: Feature table for comparing CBF and GB methods for academic paper recommendation.**

The last case is perhaps the most common case. Specter was designed for English. When Specter is applied to Chinese, for example, the tokenizer returns many unknown tokens. As a result, two unrelated papers in Chinese (and many other languages) can appear to be more similar to one another than they should be. ProNE avoids these corner cases, because ProNE does not depend on abstracts, though ProNE runs into different corner cases involving papers with few (if any) links in the citation graph.

Missing values are another important corner case, as illustrated in Figure 1. Imputing missing vectors goes beyond the scope of this paper, but two approximations can improve coverage:

- (1) The centroid approximation: infer the missing vector from the average of its references
- (2) The better-together approximation: infer the missing vector from the average of papers nearby in another embedding

The better-together approximation illustrates how CBF and GB methods complement one another in a synergistic way.

## 4 CONCLUSIONS

Surveys group the literature into CBF, GB, CF and hybrids methods. This paper focused on CBF and GB because of the availability of data from Semantic Scholar. We summarize the main features for comparing CBF and GB methods for Academic article recommendations scenarios in Table 3.

We view the literature as a conversation between authors and the audience, where abstracts are used by CBF methods to shed light on authors’ perspectives and citations are used by GB methods to shed light on responses from the audience. Cosines are used to estimate similarities for both CBF and GB, but large CBF cosines indicate similar abstracts whereas large GB cosines indicate similarity in terms of walks on citation graphs. Abstracts and citations scale differently because of network effects. Abstracts do not change after publications, unlike citations which improve with time. GB prefers highly cited papers, but these papers tend to be older because it takes time to accumulate citations. Multiple perspectives create opportunities to improve robustness and coverage.

## REFERENCES

- [1] X. Bai, M. Wang, I. Lee, Z. Yang, X. Kong, and F. Xia, "Scientific paper recommendation: A survey," *Ieee Access*, vol. 7, pp. 9324–9339, 2019.
- [2] C. K. Kreutz and R. Schenkel, "Scientific paper recommendation systems: a literature review of recent publications," *Int. J. Digit. Libr.*, vol. 23, no. 4, pp. 335–369, 2022.
- [3] A. D. Wade, "The semantic scholar academic graph (S2AG)," *Companion Proceedings of the Web Conference 2022*, 2022.
- [4] R. M. Kinney *et al.*, "The semantic scholar open data platform," *ArXiv*, vol. abs/2301.10140, 2023.
- [5] K. Wang *et al.*, "Microsoft academic graph: When experts are not enough," *Quantitative Science Studies*, vol. 1, no. 1, pp. 396–413, 2020.
- [6] A. Cohan *et al.*, "SPECTER: Document-level representation learning using citation-informed transformers," *ACL*, pp. 2270–2282, 2020.
- [7] J. Beel, B. Smyth, and A. Collins, "Rard ii: The 94 million related-article recommendation dataset," in *AMIR@ECIR*, 2018.
- [8] S. Wu, W. Zhang, F. Sun, and B. Cui, "Graph neural networks in recommender systems: A survey," *ACM Computing Surveys*, vol. 55, pp. 1 – 37, 2020.
- [9] J. Beel, B. Gipp, S. Langer, and C. Breitingner, "Research-paper recommender systems: a literature survey," *International Journal on Digital Libraries*, vol. 17, pp. 305 – 338, 2015.
- [10] B. Maake, S. Ojo, and T. Zuva, "Information processing in research paper recommender system classes," *Advances in Library and Information Science*, 2019.
- [11] J. Beel and S. Langer, "A comparison of offline evaluations, online evaluations, and user studies in the context of research-paper recommender systems," in *Research and Advanced Technology for Digital Libraries*, 2015, pp. 153–168.
- [12] J. Beel, S. Langer, M. Genzmehr, B. Gipp, C. Breitingner, and A. Nürnberger, "Research paper recommender system evaluation: a quantitative literature survey," pp. 15–22, 2013.
- [13] J. Beel, M. Genzmehr, S. Langer, A. Nürnberger, and B. Gipp, "A comparative analysis of offline and online evaluations and discussion of research paper recommender system evaluation," pp. 7–14, 2013.
- [14] D. M. S. C. V. K. Saini and J. R. Singh, "Recommendation system," *International Journal for Modern Trends in Science and Technology*, 2021.
- [15] C. Nascimento, A. H. F. Laender, A. D. Silva, and M. A. Gonçalves, "A source independent framework for research paper recommendation," pp. 297–306, 2011.
- [16] K. Sugiyama and M.-Y. Kan, "Scholarly paper recommendation via user's recent research interests," pp. 29–38, 2010.
- [17] J. Sun, J. Ma, Z. Liu, and Y. Miao, "Leveraging content and connections for scientific article recommendation in social computing contexts," *Comput. J.*, vol. 57, pp. 1331–1342, 2014.
- [18] C.-L. Huang, "Bayesian recommender system for social information sharing: Incorporating tag-based personalized interest and social relationships," *Intell. Data Anal.*, vol. 23, pp. 623–639, 2019.
- [19] X. Bai *et al.*, "Exploiting search history of users for news personalization," *Inf. Sci.*, vol. 385, pp. 125–137, 2017.
- [20] D. Mimno and A. McCallum, "Expertise modeling for matching papers with reviewers," in *Knowledge Discovery and Data Mining*, 2007.
- [21] Y. Zhang, Y.-J. Shen, X. Chen, B. Jin, and J. Han, "why should i review this paper?" unifying semantic, topic, and citation factors for paper-reviewer matching," *ArXiv*, vol. abs/2310.14483, 2023.
- [22] O. Anjum, A. V. Kamatar, T. Liang, J. Xiong, and W. mei W. Hwu, "Submission-aware reviewer profiling for reviewer recommender system," *ArXiv*, vol. abs/2211.04194, 2022.
- [23] K. Balog and M. de Rijke, "Associating people and documents," pp. 296–308, 2008.
- [24] V. Mangaravite and R. L. T. Santos, "On information-theoretic document-person associations for expert search in academia," *SIGIR*, 2016.
- [25] O. Anjum *et al.*, "PaRe: A paper-reviewer matching approach using a common topic space," 2019.
- [26] Y. Tu, N. Johri, D. Roth, and J. Hockenmaier, "Citation author topic model in expert search," pp. 1265–1273, 2010.
- [27] L. M. de Campos, J. M. Fernández-Luna, J. Huete, and L. Redondo-Expósito, "Ld-based term profiles for expert finding in a political setting," *Journal of Intelligent Information Systems*, vol. 56, pp. 529 – 559, 2021.
- [28] J. Jin, Q. Geng, Q. Zhao, and L. Zhang, "Integrating the trend of research interest for reviewer assignment," 2017.
- [29] H. Yin *et al.*, "A unified model for stable and temporal topic detection from social media data," *ICDE*, pp. 661–672, 2013.
- [30] Y. Zhang, D. Ji, Y. Su, and P. Hu, "Topic analysis for online reviews with an author-experience-object-topic model," pp. 303–314, 2011.
- [31] A. Daud, "Using time topic modeling for semantics-based dynamic research interest finding," *Knowl. Based Syst.*, vol. 26, pp. 154–163, 2012.
- [32] M. Färber and A. Jatowt, "Citation recommendation: approaches and datasets," *International Journal on Digital Libraries*, vol. 21, pp. 375 – 405, 2020.
- [33] Z. Ali, I. Ullah, A. Khan, A. U. Jan, and K. Muhammad, "An overview and evaluation of citation recommendation models," *Scientometrics*, vol. 126, pp. 4083 – 4119, 2021.
- [34] H. Jia and E. Saule, *An Analysis of Citation Recommender Systems: Beyond the Obvious*, 2017.
- [35] C. Jebari, E. Herrera-Viedma, and M. Cobo, "Context-aware citation recommendation of scientific papers: comparative study, gaps and trends," *Scientometrics*, vol. 128, pp. 4243 – 4268, 2023.
- [36] Z. Medic and J. Šnajder, "A survey of citation recommendation tasks and methods," *J. Comput. Inf. Technol.*, vol. 28, pp. 183–205, 2021.
- [37] S. Ma, C. Zhang, and X. Liu, "A review of citation recommendation: from textual content to enriched context," *Scientometrics*, vol. 122, pp. 1445–1472, 2020.
- [38] A. Khadka and P. Knoth, "Using citation-context to reduce topic drifting on pure citation-based recommendation," *Proc. of RecSys*, 2018.
- [39] H. Jia and E. Saule, "Local is good: A fast citation recommendation approach," pp. 758–764, 2018.
- [40] H. Chen, "A new citation recommendation strategy based on term functions in related studies section," *Journal of Data and Information Science*, vol. 6, pp. 75 – 98, 2020.
- [41] R. Etemadi, M. Zihayat, K. Feng, J. Adelman, and E. Bagheri, "Collaborative experts discovery in social coding platforms," *Proc. of CIKM*, 2021.
- [42] P. Lewis *et al.*, "Retrieval-augmented generation for knowledge-intensive nlp tasks," *NIPS*, vol. 33, pp. 9459–9474, 2020.
- [43] C.-H. Tan *et al.*, "Tegtok: Augmenting text generation via task-specific and open-world knowledge," *ArXiv*, vol. abs/2203.08517, 2022.
- [44] W. Yu, "Retrieval-augmented generation across heterogeneous knowledge," pp. 52–58, 2022.
- [45] A. Asai, M. Gardner, and H. Hajishirzi, "Evidentiality-guided generation for knowledge-intensive nlp tasks," pp. 2226–2243, 2021.
- [46] Z. Sun, X. Wang, Y. Tay, Y. Yang, and D. Zhou, "Recitation-augmented language models," *ArXiv*, vol. abs/2210.01296, 2022.
- [47] H. Ivison and M. E. Peters, "Hyperdecoders: Instance-specific decoders for multi-task nlp," *ArXiv*, vol. abs/2203.08304, 2022.
- [48] M. Lewis, M. Ghazvininejad, G. Ghosh, A. Aghajanyan, S. I. Wang, and L. Zettlemoyer, "Pre-training via paraphrasing," *ArXiv*, vol. abs/2006.15020, 2020.
- [49] K. Guu, K. Lee, Z. Tung, P. Pasupat, and M.-W. Chang, "Realm: Retrieval-augmented language model pre-training," *ArXiv*, vol. abs/2002.08909, 2020.
- [50] A. Lazaridou *et al.*, "Internet-augmented language models through few-shot prompting for open-domain question answering," *ArXiv*, vol. abs/2203.05115, 2022.
- [51] C. Alberti, D. Andor, E. Pitler, J. Devlin, and M. Collins, "Synthetic qa corpora generation with roundtrip consistency," *ArXiv*, vol. abs/1906.05416, 2019.
- [52] Y. Tay *et al.*, "Unifying language learning paradigms," *ArXiv*, vol. abs/2205.05131, 2022.
- [53] J. Zhang, Y. Dong, Y. Wang, J. Tang, and M. Ding, "ProNE: Fast and scalable network representation learning," in *IJCAI*, vol. 19, 2019, pp. 4278–4284.
- [54] P. Indyk and R. Motwani, "Approximate nearest neighbors: towards removing the curse of dimensionality," in *Proceedings of the thirtieth annual ACM symposium on Theory of computing*, 1998, pp. 604–613.
- [55] J. Devlin, M.-W. Chang, K. Lee, and K. Toutanova, "BERT: Pre-training of deep bidirectional transformers for language understanding," in *NAACL. ACL*, 2019, pp. 4171–4186.
- [56] U. von Luxburg, "A tutorial on spectral clustering," *Statistics and Computing*, vol. 17, pp. 395–416, 2007.
- [57] L. Page, S. Brin, R. Motwani, and T. Winograd, "The pagerank citation ranking: Bringing order to the web," Stanford InfoLab, Tech. Rep., 1999.
- [58] M. Ostendorf, N. Rethmeier, I. Augenstein, B. Gipp, and G. Rehm, "Neighborhood contrastive learning for scientific document representations with citation embeddings," in *EMNLP. ACL*, 2022, pp. 11 670–11 688.
- [59] H. A. M. Hassan *et al.*, "BERT, ELMO, USE and InferSent sentence encoders: The panacea for research-paper recommendation?" in *Proc. of RecSys*, 2019.
- [60] S. Cao, W. Lu, and Q. Xu, "GraRep: Learning graph representations with global structural information," *CIKM*, 2015.
- [61] A. Grover and J. Leskovec, "node2vec: Scalable feature learning for networks," *Proc. of SIGKDD*, 2016.
- [62] B. Perozzi, R. Al-Rfou, and S. Skiena, "DeepWalk: online learning of social representations," *Proc. of SIGKDD*, 2014.
- [63] J. Tang, M. Qu, M. Wang, M. Zhang, J. Yan, and Q. Mei, "Line: Large-scale information network embedding," *Proceedings of the 24th International Conference on World Wide Web*, 2015.
- [64] P. Cui, X. Wang, J. Pei, and W. Zhu, "A survey on network embedding," *IEEE Transactions on Knowledge and Data Engineering*, vol. 31, pp. 833–852, 2017.
- [65] J. Qiu, Y. Dong, H. Ma, J. Li, K. Wang, and J. Tang, "Network embedding as matrix factorization: Unifying deepwalk, line, pte, and node2vec," *Proc. of WSDM*, 2017.
- [66] I. Beltagy, K. Lo, and A. Cohan, "SciBERT: A pretrained language model for scientific text," in *EMNLP. ACL*, Nov. 2019.
- [67] A. Singh, M. D'Arcy, A. Cohan, D. Downey, and S. Feldman, "SciRepEval: A multi-format benchmark for scientific document representations," *ArXiv*, 2022.
- [68] W. Hu, M. Fey, H. Ren, M. Nakata, Y. Dong, and J. Leskovec, "OGB-LSC: A large-scale challenge for machine learning on graphs," *ArXiv*, 2021.

- [69] B. Metcalfe, "Metcalf's law after 40 years of Ethernet," *Computer*, vol. 46, no. 12, pp. 26–31, 2013.
- [70] L. Bornmann, R. Haunschild, and R. Mutz, "Growth rates of modern science: a latent piecewise growth curve approach to model publication numbers from established and new literature databases," *Humanities and Social Sciences Communications*, vol. 8, no. 1, pp. 1–15, 2021.
- [71] A. Broder, "A taxonomy of web search," in *ACM Sigir Forum*, vol. 36, no. 2, 2002, pp. 3–10.