

Minimization of Nonlinear Energies in Python Using FEM and Automatic Differentiation Tools

★

Michal Bérés^{1,2}[0000-0001-8588-3268], Jan Valdman^{3,4}[0000-0002-6081-5362]

¹ Institute of Geonics of the Czech Academy of Sciences, Studentská 1768, Ostrava,
708 00, Czech Republic

`michal.beres@ugn.cas.cz`

² Department of Applied Mathematics, VSB - Technical University of Ostrava,
17. listopadu 15/2172, Ostrava, 708 00, Czech Republic

³ Institute of Information Theory and Automation of the Czech Academy of
Sciences, Pod vodárenskou věží 4, 18208 Prague, Czech Republic

`jan.valdman@utia.cas.cz`

⁴ Department of Computer Science, Faculty of Science, University of South Bohemia,
Branišovská 31, 37005 České Budějovice, Czech Republic

Abstract. This contribution examines the capabilities of the Python ecosystem to solve nonlinear energy minimization problems, with a particular focus on transitioning from traditional MATLAB methods to Python’s advanced computational tools, such as automatic differentiation. We demonstrate Python’s streamlined approach to minimizing nonlinear energies by analyzing three problem benchmarks - the p-Laplacian, the Ginzburg-Landau model, and the Neo-Hookean hyperelasticity. This approach merely requires the provision of the energy functional itself, making it a simple and efficient way to solve this category of problems. The results show that the implementation is about ten times faster than the MATLAB implementation for large-scale problems. Our findings highlight Python’s efficiency and ease of use in scientific computing, establishing it as a preferable choice for implementing sophisticated mathematical models and accelerating the development of numerical simulations.

Keywords: nonlinear energy minimization, autograd, p-Laplacian, Ginzburg-Landau model, hyperelasticity, finite elements.

1 Introduction

Solving problems posed by partial differential equations can often be accomplished using the variational approach, which is based on finding a minimum of

* J. Valdman was supported by the project grant 24-10366S (GAČR) on Coupled dissipative processes and deformation mechanisms in metastable titanium alloys.

the corresponding energy functional

$$J(u) = \min_{v \in V} J(v), \quad (1)$$

where V is a space of test functions defined in a domain Ω and includes Dirichlet boundary conditions on $\partial\Omega$. Problems of this nature appear in various applications in physics and are mathematically studied within the calculus of variations. The energy functionals are then described by integrals over domains in two- or three-dimensional space. The finite element method [4] can be utilized as an approximation of (1) and results in a minimization problem

$$J(u_h) = \min_{v \in V_h} J(v) \quad (2)$$

formulated in the finite-dimensional subspace V_h of V .

This contribution is based on recent MATLAB implementations [9–11], which use the simplest linear nodal basis functions to enable an efficient solution of (2). It extends the implementation to Python and exploits the new computational tools available therein, namely automatic differentiation, efficient graph coloring, and algebraic multigrid solvers. Our goal remains consistent with that of the MATLAB implementation: to achieve efficient and vectorized computations without the need for manual gradient implementation.

We reimplement and compare three problems: the p-Laplace problem, the Ginzburg-Landau model in superconductivity [1], and the Neo-Hookean hyperelastic model in solid mechanics [7].

Solution times were obtained using an AMD Ryzen 9 7940HS processor with 64 GB of memory, running MATLAB R2023b or Python 3.11.8 with packages (jax=0.4.26, numpy=1.26.4, scipy=1.13.0, igraph=0.11.4, pyamg=5.1.0).

The source code for the Python implementation is available on GitHub:

https://github.com/Beremi/nonlinear_energies_python/tree/PPAM2024

2 Method description

We provide an overview of the Python and MATLAB implementations, highlighting their differences. Since both implementations are based on the Finite Element Method (FEM) and use linear nodal elements, they share many similarities and common requirements for some precomputed values on the grid.

For a grid in 2D or 3D with n - the number of elements, we will use the following data as input to our energy functional implementations:

u: Vector of minimized values for non-fixed degrees of freedom.

u_0: Vector containing Dirichlet boundary values and zeros for non-fixed degrees of freedom.

freedofs: Vector of indices for nonfixed degrees of freedom.

elems: Matrix of indices for the corresponding nodes for each element (triangle in 2D - $n \times 3$, tetrahedron in 3D - $n \times 4$).

dvx/dvy/dvz: Matrices of the corresponding partial derivatives $\frac{\partial v}{\partial x}$, $\frac{\partial v}{\partial y}$, $\frac{\partial v}{\partial z}$ of a test function for each degree of freedom in each element (triangle in 2D - $n \times 3$, tetrahedron in 3D - $n \times 4$).

vol: Vector of areas or volumes of each element.

Outside of these inputs to the energy functional implementation, there is also a sparsity pattern incidence matrix computed specifically from the grid. The sparsity pattern describes connections between vertices (degrees of freedom) based on their support on elements; i.e. a zero occurs only if there are no elements where both vertices have support. An example of a coarse 2D triangular mesh together with its sparsity pattern is shown in Fig. 1. It has 24 elements and 21 nodes. We aim for minimizations with up to 1 million nodes on finer meshes. The sparsity pattern clearly corresponds to the sparsity pattern of Hessian $\nabla^2 J(v)$ for scalar problems discretized by linear nodal functions.

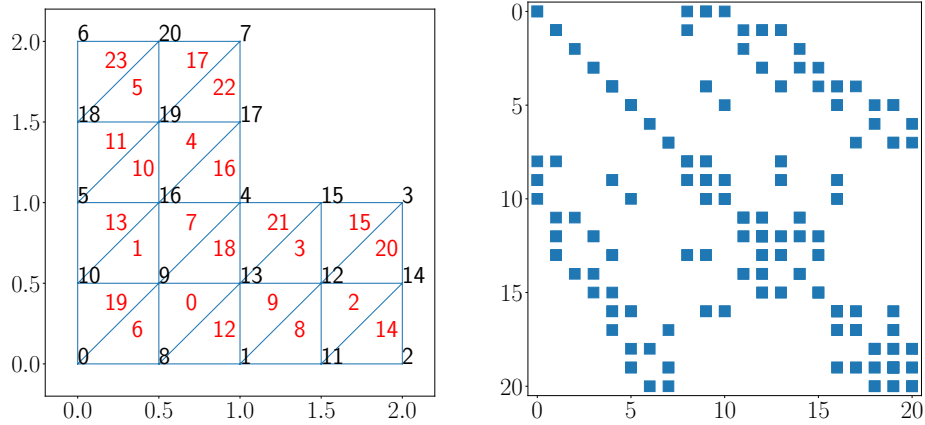


Fig. 1: Discretization of a rectangular domain (left) and the corresponding sparsity pattern (right).

2.1 Overview of Matlab approach

We briefly outline the main properties of the current MATLAB implementation.

- The gradient $\nabla J(v)$ is computed either analytically or via central differences approximation using energy densities [10].
- The minimization is fully performed by the MATLAB Optimization Toolbox in the form of the `fminunc` function:
 - It accepts the energy functional $J(v)$ and its gradient $\nabla J(v)$ along with the Hessian sparsity pattern.
 - It uses SFD (Sparse Hessian via Finite Gradient Differences [6]) for the finite difference approximation of the Hessian $\nabla^2 J(v)$.

- * The coloring of the sparsity pattern needed for SFD is done using greedy graph coloring and needs to be recomputed with each `fminunc` function call. Additionally, the MATLAB implementation is very slow for larger meshes.
- It employs a Trust Region with diagonally preconditioned CG (Conjugate Gradient) solver, which is very inefficient for badly conditioned matrices and can scale poorly with matrices whose conditional number deteriorates with increasing grid size, which is typical for FEM.

2.2 Python approach and implementation

We present the Python implementation, highlighting mainly its differences from MATLAB's. We start by stating that the energy functional is implemented almost identically. The Python implementations will be showcased in subsequent sections. We used the JAX library with 64-bit floats. JAX is a Python library for accelerator-oriented array computation and program transformation, designed for high-performance numerical computing and large-scale machine learning. Our Python implementation can be summarized as follows:

- The gradient is computed via the JAX library [3]. This is an automatic process; no additional code is needed, as everything is handled by the `jax.grad` function. Note that the gradient computed this way is the exact analytical gradient.
- The Hessian is computed similarly to the SFD [6] approach with one major difference: Instead of using finite differences, the exact Jacobian dot product is used in the form of the call to the `jax.jvp` function. Note that the Hessian computed in this way is the exact analytical Hessian.
- Graph coloring is performed by the efficient package iGraph [5]. As this is our implementation of the minimizer procedure, the coloring can be reused if the same grid is used to solve multiple problems.
- All costly operators, such as energy, its gradient and Hessian evaluations, are compiled into XLA (Accelerated Linear Algebra) using `jax.jit`, resulting in faster execution.
 - This operation takes approximately 1.3 seconds across tested problems and grids and is a one-time operation; there is no need to recompute it for different grids.
- An energy minimization is performed using a basic textbook implementation of the Newton method with line search using the Golden section method; see [12].
- The solution of linear systems is accomplished using the Algebraic Multigrid solver (AMG), employing the PyAMG package [2], or using SciPy's direct solver. The choice of solver is determined by the size of the sparse system; systems with up to 15,000 unknowns (degrees of freedom) are solved directly, whereas larger systems are addressed using AMG.

3 Model problems and results

We present three benchmark problems, showcase their implementation in Python, and compare the complexity of the solutions to the current MATLAB implementation. For the Python implementation, we measure the setup time only once per mesh, which can be reused for multiple problems with different settings. This is not possible in the Matlab implementation. The expectation for the performance of all problems is as follows:

- automatically derived and compiled Jacobians and Hessians will be slightly faster in evaluation than their MATLAB counterparts,
- analytical Jacobians and Hessians can accelerate the convergence of Newton minimization (or trust region) methods compared to energy density and SFD approximations,
- algebraic multigrid solvers will be faster and, for increasingly worse conditioned problems with increasing grid size will have better scaling (compared to diagonally preconditioned CG).

3.1 p-Laplace 2D

The first benchmark problem is a (weak) solution of the p-Laplace equation [8]:

$$\begin{aligned} \Delta_p u &= f && \text{in } \Omega, \\ u &= g && \text{on } \partial\Omega, \end{aligned} \tag{3}$$

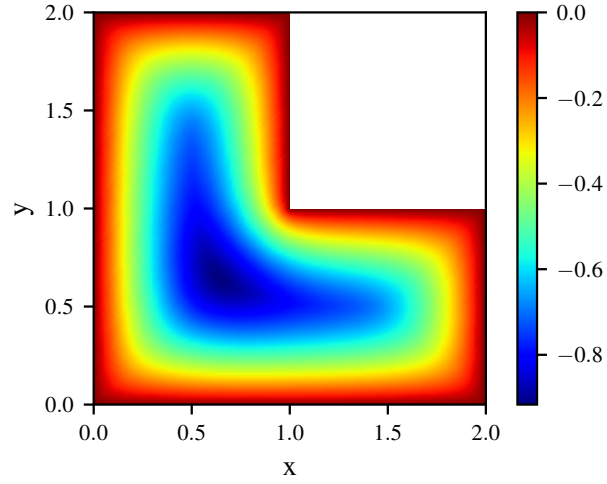
where the p-Laplace operator is defined as

$$\Delta_p u = \nabla \cdot (\|\nabla v\|^{p-2} \nabla u)$$

for some power $p > 1$. The domain $\Omega \in \mathbb{R}^d$ is assumed to have a Lipschitz boundary $\partial\Omega$, with $f \in L^2(\Omega)$ and $g \in W^{1-1/p,p}(\partial\Omega)$, where L and W denote the standard Lebesgue and Sobolev spaces, respectively. It is known that (3) represents an Euler-Lagrange equation corresponding to a minimization problem

$$J(u) = \min_{v \in V} J(v), \quad J(v) := \frac{1}{p} \int_{\Omega} \|\nabla v\|^p dx - \int_{\Omega} f v dx, \tag{4}$$

where $V = W_g^{1,p}(\Omega) = \{v \in W^{1,p}, v = g \text{ on } \partial\Omega\}$ includes Dirichlet boundary conditions on $\partial\Omega$. The minimizer $u \in V$ of (4) is known to be unique for $p > 1$.

Fig. 2: Numerical approximation of the solution u of the p-Laplace benchmark.

dofs	Python			Matlab		
	time [s]	iters	$J(u)$	time [s]	iters	$J(u)$
33	0.01 / 0.18	4	-7.3411	0.05	8	-7.3411
161	0.01 / 0.17	4	-7.7767	0.09	10	-7.7767
705	0.02 / 0.17	5	-7.9051	0.16	11	-7.9051
2,945	0.07 / 0.25	6	-7.9430	0.49	11	-7.9430
12,033	0.30 / 0.23	6	-7.9546	1.47	11	-7.9546
48,641	0.86 / 0.42	6	-7.9583	5.12	11	-7.9583
195,585	4.14 / 1.20	8	-7.9596	41.90	11	-7.9596
784,385	19.96 / 4.41	9	-7.9600	429.12	13	-7.9600

Table 1: Performance comparison for the p-Laplace benchmark

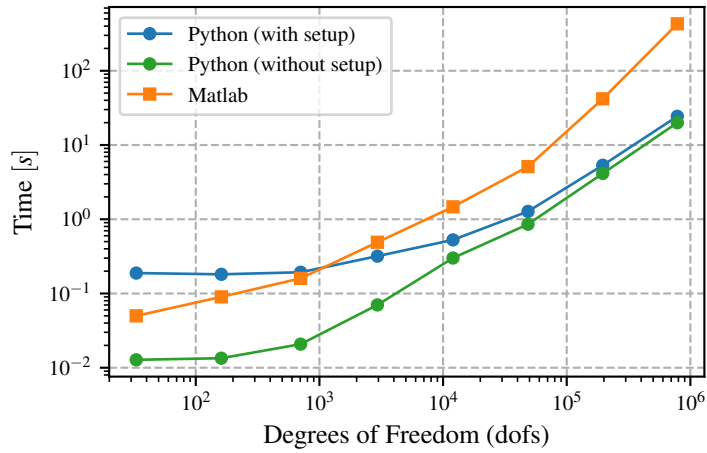


Fig. 3: Performance comparison for the p-Laplace benchmark

Assume $f = -10$ for $x \in \Omega$, where $\Omega = \langle 0, 2 \rangle^2 \setminus \langle 1, 2 \rangle^2 \subset \mathbb{R}^2$ is a L-shaped domain, $p = 3$, and homogeneous Dirichlet boundary conditions on the boundary $\partial\Omega$. The exact solution u of (4) is unknown but can be approximated numerically; see Figure 2. The FEM approximation for this setting serves as a computational benchmark.

The complete implementation of the energy operator of (4) in JAX can be seen in the Listing 1.1. The corresponding gradient and Hessian are then evaluated exactly and automatically. The additional parameters are the power $p = p$ and the vector $f = [f_1, \dots, f_n]$, where $f_i = \int_{\Omega} f v_i dx$ with each $v_i \in V_h$. The vector f represents the linear functional f in terms of the FEM basis $v_i \in V_h$.

The resulting times and their comparison to the original MATLAB implementation can be seen in Table 1 and Figure 3. The observations align with the expectation that the Python implementation is faster, albeit with a fixed cost incurred by assembling and compiling functions for gradient and Hessian evaluation.

```

1 def J(u, u_0, freedofs, elems, dvx, dvy, vol, p, f):
2     v = u_0.at[freedofs].set(u)
3     v_elems = v[elems]
4
5     F_x = jnp.sum(v_elems * dvx, axis=1)
6     F_y = jnp.sum(v_elems * dvy, axis=1)
7
8     intgrds = (1 / p) * (F_x**2 + F_y**2)**(p / 2)
9     return jnp.sum(intgrds * vol) - jnp.dot(f, v)

```

Listing 1.1: Evaluation of the p-Laplace energy

3.2 Ginzburg-Landau problem

We consider the Ginzburg-Landau minimization problem [1] for a scalar test function $v \in V$. The energy functional is given by

$$J(v) = \int_{\Omega} \left(\frac{\varepsilon}{2} \|\nabla v\|^2 + \frac{1}{4} (v^2 - 1)^2 \right) dx, \quad (5)$$

where $\Omega \subset \mathbb{R}^d$ is a given domain and ε is a given small positive parameter.

The benchmark problem consists of $\Omega = \langle -1, 1 \rangle^2 \subset \mathbb{R}^2$ and $\varepsilon = 0.01$. The Python implementation that allows for automatic differentiation of the energy functional (5) can be found in Listing 1.2. Additional non-grid parameters are

$$\text{ip} = \begin{bmatrix} \frac{2}{3} & \frac{1}{6} & \frac{1}{6} \\ \frac{1}{6} & \frac{2}{3} & \frac{1}{6} \\ \frac{1}{6} & \frac{1}{6} & \frac{2}{3} \end{bmatrix}, \quad \text{w} = \begin{bmatrix} \frac{1}{3} \\ \frac{1}{3} \\ \frac{1}{3} \end{bmatrix}, \quad \text{eps} = \varepsilon,$$

where ip is the matrix of coefficient of integration points and w is the vector of their weights. The integration rule used here is the same as in the corresponding MATLAB code. Note that it is accurate only up to the second degree of the polynomial, but $(v^2 - 1)^2$ requires the exact integration of fourth-order polynomials. This "variational crime" is acceptable, as linear convergence is expected with the linear elements considered.

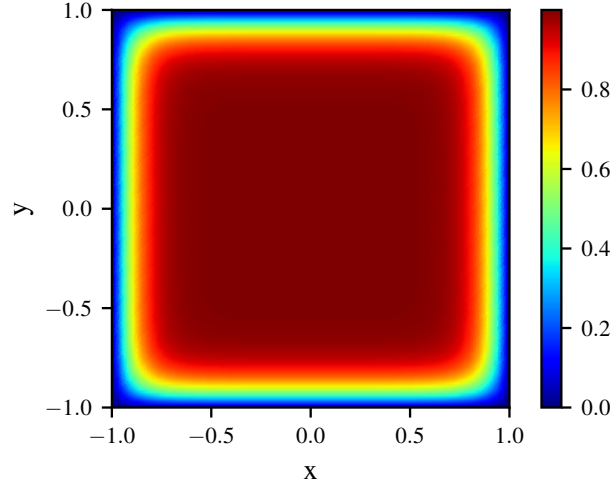


Fig. 4: Numerical approximation of the solution u of the G-L benchmark.

```

1 def J(u, u_0, freedofs, elems, dvx, dvy, vol, ip, w, eps):
2     v = u_0.at[freedofs].set(u)
3     v_elems = v[elems]
4
5     F_x = jnp.sum(v_elems * dvx, axis=1)
6     F_y = jnp.sum(v_elems * dvy, axis=1)
7
8     e_1 = (1 / 2) * eps * (F_x**2 + F_y**2)
9     e_2 = (1 / 4) * ((v_elems @ ip)**2 - 1)**2 @ w
10    return jnp.sum((e_1 + e_2) * vol)

```

Listing 1.2: Evaluation of the Ginzburg-Landau energy

The resulting comparison with the Matlab implementation is presented in Table 2 and Figure 5. We observed faster solution times; however, this was the only scenario in which the number of iterations for the analytical gradient and Hessian matched those of their numerical approximations. This behavior was primarily attributed to the choice of methods, as the diagonally regularized matrices in the trust-region approach yielded improved descent directions. Despite

this, the differences in performance were minimal and the computation times were nearly identical for both the line-search and trust-region methods. Consequently, we opted to present only one method in the Python implementation.

dofs	Python			Matlab		
	time [s]	iters	$J(u)$	time [s]	iters	$J(u)$
49	0.01 / 0.18	6	0.3867	0.07	8	0.3867
225	0.02 / 0.18	8	0.3547	0.04	6	0.3547
961	0.03 / 0.24	7	0.3480	0.13	7	0.3480
3,969	0.10 / 0.20	7	0.3462	0.27	6	0.3462
16,129	0.40 / 0.26	6	0.3458	0.60	7	0.3458
65,025	1.47 / 0.51	6	0.3457	4.65	8	0.3457
261,121	6.04 / 1.56	6	0.3456	64.68	8	0.3456
1,046,529	26.63 / 5.76	6	0.3456	653.08	9	0.3456

Table 2: Performance comparison for the G-L benchmark

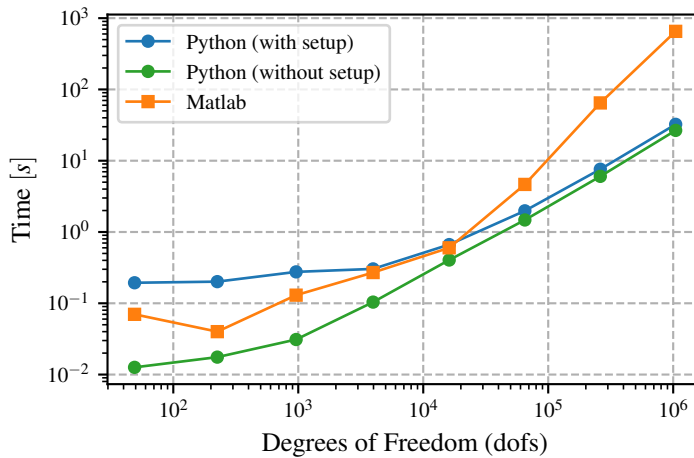


Fig. 5: Performance comparison for the G-L benchmark

3.3 Hyperelasticity in 3D

The last benchmark is based on minimization of the energies of hyperelastic materials in mechanics of solids [7]. The trial space is chosen as $V = W_D^{1,p}(\Omega, \mathbb{R}^{\dim})$, that is, the (vector) Sobolev space of L^p integrable functions with the first weak derivative also being L^p integrable and satisfying (in the sense of traces) Dirichlet boundary conditions $v(x) = u_p(x)$ at the domain boundary $x \in \partial\Omega$, for a prescribed function $u_p : \partial\Omega \rightarrow \mathbb{R}^{\dim}$. A primary variable is the deformation mapping $v \in V$, which describes the relocation of any point $x \in \Omega$ during the deformation process.

The gradient deformation tensor $F \in L^p(\Omega, \mathbb{R}^{\dim \times \dim})$ is defined as

$$F(v) = \nabla v = \begin{bmatrix} \frac{\partial v^{(1)}}{\partial x_1} & \dots & \frac{\partial v^{(1)}}{\partial x_{\dim}} \\ \vdots & \ddots & \vdots \\ \frac{\partial v^{(\dim)}}{\partial x_1} & \dots & \frac{\partial v^{(\dim)}}{\partial x_{\dim}} \end{bmatrix} \quad (6)$$

The energy functional is given by

$$J(v) = \int_{\Omega} W(F(v(x))) \, dx - \int_{\Omega} f(x) \cdot v(x) \, dx, \quad (7)$$

where $W : \mathbb{R}^{\dim \times \dim} \rightarrow \mathbb{R}$ defines a strain-energy density function, and $f : \Omega \rightarrow \mathbb{R}^{\dim}$ is a loading functional. We assume the compressible Neo-Hookean density

$$W(F) = C_1(I_1(F) - \dim - 2 \log(\det F)) + D_1(\det F - 1)^2, \quad (8)$$

where $I_1(F) = |F|^2$ uses the Frobenius norm $|\cdot|$, and $\det(\cdot)$ is the matrix determinant operator.

As a benchmark in $\dim = 3$, we consider a bar domain

$$\Omega = (0, l_x) \times \left(-\frac{l_y}{2}, \frac{l_y}{2}\right) \times \left(-\frac{l_z}{2}, \frac{l_z}{2}\right), \quad \text{where } l_x = 0.4, l_y = 0.01,$$

defined by the equivalent pairs of material parameters

- $E = 2 \cdot 10^8$ (Young's modulus), $\nu = 0.3$ (Poisson's ratio),
- $\mu = \frac{E}{2(1+\nu)}$ (the shear modulus), $K = \frac{E}{3(1-2\nu)}$ (the bulk modulus),
- $C_1 = \frac{\mu}{2}$, $D_1 = \frac{K}{2}$.

No loading is assumed, $f = 0$. The bar undergoes a deformation characterized by prescribed deformations at the right end of the bar, involving clockwise rotations up to 4 full turns across 24 iterations. The left end of the bar remains intact.

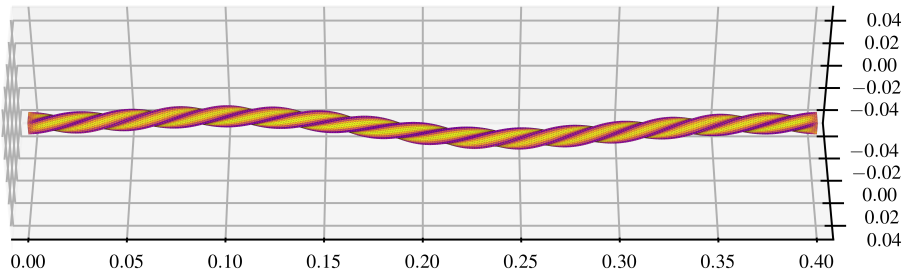


Fig. 6: Solution of hyperelasticity benchmark with underlying Neo-Hook densities

The Python implementation that facilitates automatic differentiation can be found in Listing 1.3. Additional non-grid parameters are $C1 = C_1$ and $D1 = D_1$.

The comparative analysis with the MATLAB implementation is detailed in Table 3 and Figure 7. Additionally, the Python setup times are as follows:

```

1 def J(u, u_0, freedofs, elems, dvx, dvy, dvz, vol, C1, D1):
2     v = u_0.at[freedofs].set(u)
3     vx_elem = v[0::3][elems]
4     vy_elem = v[1::3][elems]
5     vz_elem = v[2::3][elems]
6
7     F11 = jnp.sum(vx_elem * dvx, axis=1)
8     F12 = jnp.sum(vx_elem * dvy, axis=1)
9     F13 = jnp.sum(vx_elem * dvz, axis=1)
10    F21 = jnp.sum(vy_elem * dvx, axis=1)
11    F22 = jnp.sum(vy_elem * dvy, axis=1)
12    F23 = jnp.sum(vy_elem * dvz, axis=1)
13    F31 = jnp.sum(vz_elem * dvx, axis=1)
14    F32 = jnp.sum(vz_elem * dvy, axis=1)
15    F33 = jnp.sum(vz_elem * dvz, axis=1)
16
17    I1 = (F11**2 + F12**2 + F13**2 +
18          F21**2 + F22**2 + F23**2 +
19          F31**2 + F32**2 + F33**2)
20    det = jnp.abs(+ F11 * F22 * F33 - F11 * F23 * F32
21                  - F12 * F21 * F33 + F12 * F23 * F31
22                  + F13 * F21 * F32 - F13 * F22 * F31)
23    W = C1 * (I1 - 3 - 2 * jnp.log(det)) + D1 * (det - 1)**2
24    return jnp.sum(W * vol)

```

Listing 1.3: Evaluation of the hyperelastic energy

- 0.42 s for 2, 133 degrees of freedom (dofs),
- 1.69 s for 11, 925 dofs, and
- 4.86 s for 77, 517 dofs.

These setup durations are almost negligible for this particular problem, given that the solution process—which encompasses all 24 iterations—is significantly more computationally demanding by comparison. The speedups are particularly notable for this benchmark, ranging from around $10\times$ to $20\times$ faster than the MATLAB computations. It is critical to note that MATLAB failed to converge with the same precision as the Python code. For comparison purposes, we maintain the original settings of the MATLAB code. Achieving the same level of convergence could be possible by increasing the tolerance; however, this adjustment would substantially extend the computation times.

4 Conclusions

We have presented a comparison of the MATLAB and Python implementations to solve a class of complex minimization problems. Our findings highlight several key advantages of using Python in scientific computing:

level	t	Python			Matlab		
		time [s]	iters	$J(u)$	time [s]	iters	$J(u)$
1: 2, 133 dofs	3	0.25	19	3.1173	6.47	51	3.1173
	6	0.26	20	12.4423	8.38	61	12.4424
	9	0.27	21	27.8990	9.49	75	27.8992
	12	0.26	20	49.5501	10.51	85	49.5508
	15	0.30	23	77.3831	10.39	81	77.3862
	18	0.28	21	111.3262	11.03	89	111.3353
	21	0.30	23	151.4552	9.50	78	151.4901
	24	0.62	47	197.7484	9.89	81	197.7606
2: 11, 925 dofs	3	4.55	23	1.8244	44.08	47	1.8244
	6	4.70	24	7.2960	61.72	64	7.2961
	9	4.36	23	16.4069	59.08	62	16.4088
	12	4.00	21	29.1607	96.18	98	29.1673
	15	4.09	21	45.5598	72.29	73	45.5696
	18	4.29	22	65.5437	64.18	68	65.5493
	21	4.53	23	89.1459	55.33	57	89.1683
	24	7.57	39	116.3232	56.91	64	116.3278
3 : 77, 517 dofs	3	75.38	24	1.4631	861.14	58	1.4631
	6	77.67	24	5.8533	1008.09	67	5.8533
	9	73.92	23	13.1731	941.76	65	13.1734
	12	69.71	21	23.4252	915.22	63	23.4284
	15	74.70	23	36.6100	1024.90	71	36.6235
	18	70.81	22	52.7169	1079.76	75	52.7635
	21	98.70	29	71.7516	1278.45	88	71.7834
	24	171.82	49	93.7039	1837.23	128	93.7216

Table 3: Performance comparison for the hyperelasticity benchmark

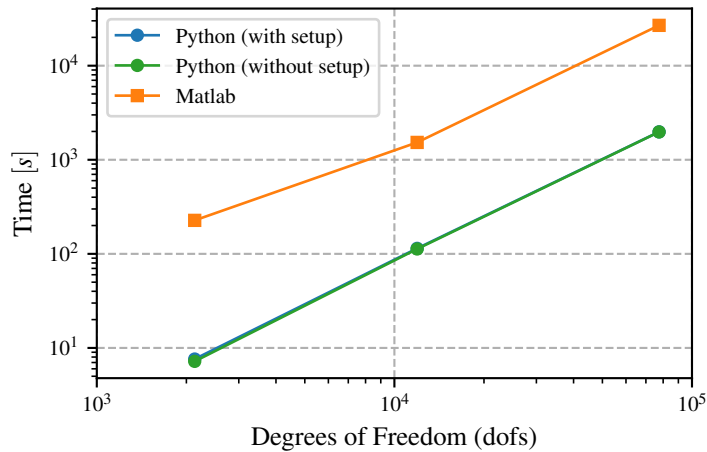


Fig. 7: Performance comparison for the hyperelasticity benchmark

Firstly, the Python framework facilitates the implementation of new nonlinear functionals with remarkable ease, often requiring only a few lines of code. This simplicity significantly enhances the flexibility and speed of development in research settings.

Second, we have identified that custom solvers for linear systems, particularly those involving Hessians, are highly preferable. Unfortunately, MATLAB's `fminunc` function, with its trust region approach that uses only a sparse pattern and diagonally preconditioned conjugate gradients, does not support custom linear solvers. This limitation would require MATLAB implementations to rewrite the minimizer routine to their own implementations that facilitate these options. However, there are still no easily obtainable and efficient implementations for things such as algebraic multigrid solvers or efficient graph coloring algorithms.

Lastly, our benchmarks demonstrate that the current Python framework is more than ten times faster than MATLAB for larger problems.

These observations suggest that the current Python environment provides a more flexible and efficient computational environment for handling sophisticated mathematical models and large-scale problems.

References

1. J. Albery, C. Carstensen, and S. A. Funken. Remarks around 50 lines in matlab: short finite element implementation. *Numerical Algorithms*, 20:117–137, 1999.
2. N. Bell, L. N. Olson, J. Schroder, and B. Southworth. PyAMG: Algebraic multigrid solvers in python. *Journal of Open Source Software*, 8(87):5495, 2023.
3. J. Bradbury, R. Frostig, P. Hawkins, M. J. Johnson, Ch. Leary, D. Maclaurin, G. Necula, A. Paszke, J. VanderPlas, S. Wanderman-Milne, and Q. Zhang. JAX: composable transformations of Python+NumPy programs, 2024.
4. P.G. Ciarlet. *The Finite Element Method for Elliptic Problems*. SIAM, 2002.
5. G. Csardix and T. Nepusz. The igraph software. *Complex syst*, 1695:1–9, 2006.
6. A. H. Gebremedhin, F. Manne, and A. Pothen. What color is your jacobian? Graph coloring for computing derivatives. *SIAM review*, 47(4):629–705, 2005.
7. M. Kružík and T. Roubíček. *Mathematical methods in continuum mechanics of solids*. Springer, 2019.
8. P. Lindqvist. Notes on the p-laplace equation. Report 161, Department of Mathematics and Statistics, University of Jyväskylä, Jyväskylä, Finland, 2017.
9. C. Matonoha, A. Moskovka, and J. Valdman. Minimization of p-laplacian via the finite element method in matlab. In *Lecture Notes in Computer Science (LNCS)*, volume 13127 of *LSSC 2021*, pages 496–503, 2022.
10. A. Moskovka and J. Valdman. Fast matlab evaluation of nonlinear energies using fem in 2d and 3d: nodal elements. *Applied Mathematics and Computation*, 424:127048, 2022.
11. A. Moskovka, J. Valdman, and M. Vohnoutová. On minimization of nonlinear energies using fem in matlab. In *International Conference on Parallel Processing and Applied Mathematics*, pages 331–342. Springer, 2022.
12. J. Nocedal and S. J. Wright. *Numerical optimization*. Springer, 1999.