

Not (yet) the whole story: Evaluating Visual Storytelling Requires More than Measuring Coherence, Grounding, and Repetition

Aditya K Surikuchi, Raquel Fernández, Sandro Pezzelle

Institute for Logic, Language and Computation

University of Amsterdam

{a.k.surikuchi|raquel.fernandez|s.pezzelle}@uva.nl

Abstract

Visual storytelling consists in generating a natural language story given a temporally ordered sequence of images. This task is not only challenging for models, but also very difficult to evaluate with automatic metrics since there is no consensus about what makes a story ‘good’. In this paper, we introduce a novel method that measures story quality in terms of human likeness regarding three key aspects highlighted in previous work: visual grounding, coherence, and repetitiveness. We then use this method to evaluate the stories generated by several models, showing that the foundation model LLaVA obtains the best result, but only slightly so compared to TAPM, a 50-times smaller visual storytelling model. Upgrading the visual and language components of TAPM results in a model that yields competitive performance with a relatively low number of parameters. Finally, we carry out a human evaluation study, whose results suggest that a ‘good’ story may require more than a human-like level of visual grounding, coherence, and repetition.

1 Introduction

Visual storytelling is the task of generating a story for a sequence of several temporally-ordered images or video frames. For both human speakers and machine learning models, the task requires connecting the visual data causally, to generate a narrative consistent with the contents of the images. As for model-generated stories, evaluation is one of the key challenges due to the inherently creative nature of the task. Since human-written stories are typically used to train visual storytelling models—under the assumption that these stories provide a good learning signal—most previous work evaluated model-generated stories by directly comparing them to human ones using pattern-matching metrics. However, this approach is simplistic as it ignores several key aspects of visual stories, such as their degree of visual grounding, their overall

coherence, or how repetitive they are. This problem has only been addressed recently, with Wang et al. (2022) and Surikuchi et al. (2023) proposing various metrics to take into account some of these crucial aspects. These methods assess the appropriateness of a generated story independently from its overlap with a ground-truth story for the same image sequence. Given that the same image sequence can possibly give rise to many different stories, this type of higher-level evaluation that does not rely on text overlap is clearly desirable.

Nevertheless, we argue that measuring the degree of coherence or visual grounding of a story may not be sufficiently informative, as there are no standard conventions that determine the preferable level of such properties. To address this issue, in this work, we first propose an evaluation method that assesses the quality of generated stories in terms of their *distance* from human-written stories along several relevant dimensions, each measured by an available reference-free metric. Using this method, we evaluate a range of models on the visual storytelling task, including models specifically designed and trained for this task, as well as—for the first time—foundation models pre-trained to achieve general-purpose language and vision abilities, which we test in a zero-shot manner. We show that LLaVA (Liu et al., 2024), a powerful foundation model, performs best on the task, but only slightly better than TAPM (Yu et al., 2021), a model designed for visual storytelling which is 50 times smaller than LLaVA. Second, given insights derived from our proposed distance-based evaluation method, we upgrade the visual and language components on TAPM, resulting in a model that achieves comparable performance to LLaVA with a significantly lower number of parameters.

Our results show that the stories generated by LLaVA and the upgraded TAPM model are very close to human stories regarding their degree of visual grounding, coherence, and repetition. To

further make sense of this finding, we collect human judgments with regards to comparing human and model stories. The results of this qualitative study indicate that humans tend to prefer human-written stories by a significant margin despite the quantitative closeness we observe.

In sum, we make the following contributions:

- We propose a novel evaluation method for visual storytelling quantifying the distance between human-written and model-generated stories in terms of visual grounding, coherence, and non-repetitiveness.
- We use our evaluation to assess the stories generated by various visual storytelling-specific and, for the first time in the community, general-purpose foundation models; we report the novel finding that a foundation model, LLaVA, achieves the best result (lowest distance) when prompted under a novel setting.
- We leverage insights from this finding to upgrade a visual storytelling-specific model, TAPM, by replacing its visual and language components; we show that doing so results in better performance, on par with or outperforming the best-performing (and twice larger) LLaVA model.
- Through human evaluation, we validate the scores of our distance-based method; at the same time, we report that human-written stories are still preferred, which suggests that the ingredients for a good story may not be limited to a human-like level of visual grounding, coherence, and non-repetitiveness.

Our code is available at: <https://github.com/akskuchi/dHM-visual-storytelling>.

2 Related Work

2.1 Visual Storytelling

Computational work on visual storytelling was initiated by Huang et al. (2016), who operationalized the task as generating a textual story given an ordered sequence of images. The authors proposed the VIST dataset, which comprises sequences of five natural images collected from Flickr albums, with corresponding stories provided by human crowd-workers. VIST has been a catalyst for developing visual storytelling models (Kim et al., 2018; Wang et al., 2018; Yu et al., 2021). Over the last few years, other datasets have emerged that differ from VIST in some key features. On the one hand, to limit the complexity of modelling real-world

knowledge implicit in natural images, Ravi et al. (2021) proposed AESOP, a dataset that includes sequences of three synthetic images (constructed by crowd-workers using clip-art entities from Abstract Scenes by Zitnick and Parikh (2013)) and corresponding three long-paragraph stories. More recently, to overcome the possible lack of character consistency resulting from sampling images from Flickr albums, Hong et al. (2023) proposed the VWP dataset, which comprises sequences of movie shots including 5-10 images with corresponding stories provided by crowd-workers.

Regarding modeling, various computational approaches using RNNs and Transformers have been proposed for the task of generating plausible stories. Some of these models are trained end-to-end on the VIST dataset (Kim et al., 2018; Wang et al., 2018; Yu et al., 2021), while other approaches utilize external knowledge sources (Hsu et al., 2020, 2021; Chen et al., 2021). We describe some of these models in detail in Section 4.2. Regardless of the specific architectures, a challenge common to all computational approaches to this task is evaluation. In the following subsection, we review existing work on visual story evaluation in the general context of evaluating visually-grounded language.

2.2 Visually-Grounded Language Evaluation

Since visual storytelling is essentially a vision-to-language task similar to video/image captioning, evaluation of generated stories typically employed reference-based pattern-matching metrics such as METEOR (Banerjee and Lavie, 2005) and CIDEr (Vedantam et al., 2015). However, these n -gram based metrics are shown to correlate poorly with human judgments (Novikova et al., 2017; Wang et al., 2018). Other reference-based evaluation metrics such as BERTScore (Zhang* et al., 2020) and BLEURT (Sellam et al., 2020) have also been used. These leverage pre-trained models to compute similarities between the generated candidate text and the corresponding references in a high-dimensional embedding space, which makes them more flexible to paraphrases and synonyms compared to standard n -gram based metrics. Nevertheless, reference-based metrics are by design only suitable for target-oriented generation tasks (e.g., machine translation), where it is considered essential for the generated text to match a curated set of references (Pillutla et al., 2021; Giulianelli et al., 2023). This is not the case in visual storytelling, where several stories could be plausible

for a given image sequence. Recently, CLIPScore (Hessel et al., 2021) has been proposed to quantify the degree of alignment between an image and a given text without the need for any reference. It computes a similarity score between the CLIP (Radford et al., 2021) embeddings of the image and the text, and has been shown to correlate well with human judgments. As such, it is widely adopted for evaluation in the image captioning task. However, its application in the domain of visual storytelling is less straightforward, as a visual sequence comprises multiple images, and stories are made up of multiple related sentences, which makes evaluating what counts as a ‘good’ story very challenging.

To address some of these challenges, Wang et al. (2022) proposed a metric—RoViST—specifically for the visual storytelling task, which assesses three aspects of generated stories: visual grounding, coherence, and repetition. Subsequently, Surikuchi et al. (2023) proposed GROOVIST, a more advanced method to evaluate grounding in visual storytelling. However, while this constitutes important progress, in practice it is often not easy to make sense of these metrics, since they do not offer a reference point for assessing the quality of a generated story. For example, should stories be 100% grounded in the images? Should they exhibit zero levels of repetition? We argue that applying the metrics to both *model*- and *human*-generated stories is essential to boost their capacity to evaluate story-generation models. In the next section, we propose a novel method that addresses this problem by building on the existing metrics proposed by Wang et al. (2022) and Surikuchi et al. (2023).

3 Problem Formulation

In this work, we take a human-centric approach and define the quality of generated stories in terms of their ‘closeness’ to stories produced by humans, regarding different dimensions that capture abstract properties of interest. Concretely, we compute dimension-specific scores for model- and for human-generated stories, measure human-model distance per dimension, and aggregate these distances to derive an overall distance score. We posit that the lower the overall distance, the more the generated story complies with high-level features observed in human stories.

Deciding on which dimensions are most relevant to determine the quality of a story, let alone how to operationalize such dimensions, is not trivial. In

this study, we consider the three aspects proposed by Wang et al. (2022): visual grounding, coherence, and repetition. Here we describe how they are operationalized as reference-free metrics, following which we formally define our proposed method.

3.1 Metrics

Visual Grounding To measure the degree of visual grounding of a story, we use GROOVIST (Surikuchi et al., 2023). For a given <image-sequence, story> pair, GROOVIST first computes the alignment between the noun phrases (NPs) in the story and the bounding boxes in the images using their corresponding CLIP (Radford et al., 2021) embeddings. For each NP, only the maximum visual alignment score is retained. To penalize NPs with low visual alignment scores, the mean score of all the NPs in the dataset is used as a threshold. Specifically, this step is implemented by calculating the distance of each NP’s score from the threshold. Resulting scores of the NPs are then weighted using word concreteness ratings to differentiate abstract words from concrete ones. The overall visual grounding score of a story is the sum of the concreteness weighted scores of all NPs normalized by the total number of NPs in the story. The resulting scores are bound to range $[-1, 1]$ with higher values indicating greater degree of visual grounding.

Coherence We use a slightly modified version of RoViST-C (Wang et al., 2022) to evaluate the coherence of a given story, which corresponds to the average probability with which each sentence follows the preceding sentences. These probabilities are computed using ALBERT (Lan et al., 2020) fine-tuned for the sentence order prediction task using the VIST and ROCStories (Mostafazadeh et al., 2016) datasets. For each sentence (s_i) in a story, we obtain the probability that it follows the entire concatenated prefix of all previous sentences ($\{s_1, \dots, s_{i-1}\}$)—instead of just the previous sentence (s_{i-1}) as done in the original RoViST-C. The overall coherence score of a story is obtained by taking the average of these probabilities across all its sentences resulting in a value between 0 and 1 (indicates high coherence).

Repetition We measure the degree of repetition of a story using the RoViST-NR metric, where NR stands for ‘non-redundancy’ (Wang et al., 2022). For two segments of text, repetition is computed using the Jaccard Similarity (JS) (Singh and Singh, 2021) which is defined as the

number of co-occurring words between the two texts normalized by the total number of words in both texts. Inter-sentence repetition is obtained as the average of JS scores computed between each sentence s_i and all its preceding sentences ($\{s_1, \dots, s_{i-1}\}$). For every sentence in the story, the intra-sentence repetition is obtained by computing the average of JS scores between non-overlapping 4-gram phrases of the sentence. The overall repetition score of a story is the average of all inter- and intra-sentence scores subtracted from 1. The resulting scores range between 0 and 1 and stories with scores closer to 1 indicate less repetition.

3.2 Distance between Humans and Models

For a given <image sequence, model story> pair, we compute the coherence C_M , visual grounding G_M , and repetition R_M scores using the three metrics described above. We do the same for the corresponding <image sequence, human story> pair, and denote the resulting scores as C_H , G_H , and R_H . We then compute the absolute differences between the human stories and the model-generated ones to measure metric-level deviations:

$$\begin{aligned} d_{HM}^C &= |C_H - C_M|, \\ d_{HM}^G &= |G_H - G_M|, \\ d_{HM}^R &= |R_H - R_M| \end{aligned} \quad (1)$$

Finally, we compute the overall aggregate distance between the model-generated story and the corresponding human-annotated story as the average of the metric-level deviations:

$$d_{HM} = (d_{HM}^C + d_{HM}^G + d_{HM}^R)/3 \quad (2)$$

4 Evaluation of Existing Models

In this section, we evaluate and compare several state-of-the-art models using our proposed distance measure d_{HM} . We test the models on the popular VIST dataset, that we describe below.

4.1 VIST dataset

VIST (Huang et al., 2016) is the first and most popular dataset for visual storytelling. The dataset includes images from Flickr albums selected by filtering titles with “storyable” event types (e.g., *graduation ceremony*). For each of these selected albums, crowd workers constructed sequences of five images and provided corresponding five-sentence stories. The stories were then tokenized by replacing named entities including names of people, with

entity types ([location], [organization]) and generic placeholder tokens ([male], [female]). On average, the dataset has 10.2 tokens per story and an overall vocabulary size of 18200 words. Excluding unavailable images, the dataset comprises 40071 training, 4988 validation, and 5050 test <image sequence, story> samples.

4.2 Models

We evaluate three end-to-end models that are specifically designed and trained for the visual storytelling task. In addition, we consider two general-purpose vision-language foundation models, which are used in a zero-shot manner.

GLAC Net GLocal Attention Cascading Network (Kim et al., 2018) is a model proposed specifically for the visual storytelling task. Adapting the standard encoder-decoder architecture, it obtains the global visual context pertaining to every image sequence position using a bi-LSTM (Hochreiter and Schmidhuber, 1997) encoder. The obtained global context embeddings along with the individual image features (local) are, together, (GLocal) passed on to an LSTM decoder for story generation. Furthermore, to reduce redundancy in the generated sentences, GLAC Net samples multiple times from the decoder’s probability distribution and selects the most frequent word from the pool.

AREL Adversarial REward Learning (Wang et al., 2018) is another framework proposed for the visual storytelling task, which encompasses two modules: a policy model and a reward model. Similar to GLAC Net, the policy model, which uses GRUs (Cho et al., 2014) instead of LSTMs, takes an image sequence as input and generates a story. The reward model computes a score for every input <image, sentence> pair by extracting the sentence representations using 1D-convolutional kernels and concatenating them with the corresponding pre-trained ResNet-152 (He et al., 2016) features of the images. Both modules are trained using an adversarial learning objective: the reward model is trained to discriminate between the ground truths and the generated stories; the policy model, to maximize the scores from the reward model.

TAPM Transitional Adaptation of Pretrained Models (Yu et al., 2021) is a more recent approach to visual storytelling that leverages a pre-trained transformer-based language decoder. First, for every sequence position, the visual encoder pools

together corresponding image features (pre-trained ResNet-101, Faster R-CNN (Ren et al., 2015)) along with features of the images at the previous and next positions to create enriched visual context representations. Then the visual contexts are passed as input to the GPT-2_{small} (Radford et al., 2019) language decoder for story generation. To bridge the semantic gap between the pre-trained image and text representations, TAPM performs an adaptation step prior to the downstream training for the visual storytelling task. Specifically, for a pre-determined number of epochs, the visual encoder parameters are fine-tuned by conditioning them on the outputs of the frozen GPT-2_{small} decoder.

BLIP-2 Unlike the previously described models, Bootstrapping Language-Image Pre-training (Li et al., 2023) is a multimodal foundation model designed for general-purpose vision-language tasks such as visual question answering and image captioning. It connects a frozen pre-trained vision encoder and a frozen pre-trained large language model using a connector module called querying transformer (Q-Former). Q-Former contains an image and a text transformer with shared self-attention layers and learnable embeddings for querying the frozen image encoder. It is trained in two stages; in the first stage, it learns representations that align with the representations of the prompts (e.g., questions) of interest. In the second stage, its representations are fine-tuned based on the loss of the frozen language model generations (captions/answers). We adapt BLIP-2 for the visual storytelling task in a zero-shot manner by prompting the model to generate one sentence per each image in the sequence. We experiment with different settings in which the prompts contain different degrees of linguistic context.

LLaVA Similar to BLIP-2, Large Language and Vision Assistant (Liu et al., 2024) is another general-purpose multimodal foundation model that connects large pre-trained vision encoders and large pre-trained language models. However, unlike BLIP-2, LLaVA focuses on training data and procedure as opposed to the model architecture. It is the first model that extends instruction-tuning to the language-image multimodal space. LLaVA achieves this by collecting and training on vision-language instruction-following data, constructed for <image, caption> pairs of existing datasets (e.g., COCO), by querying GPT-4 (OpenAI, 2023) using various in-context-learning prompts. To connect

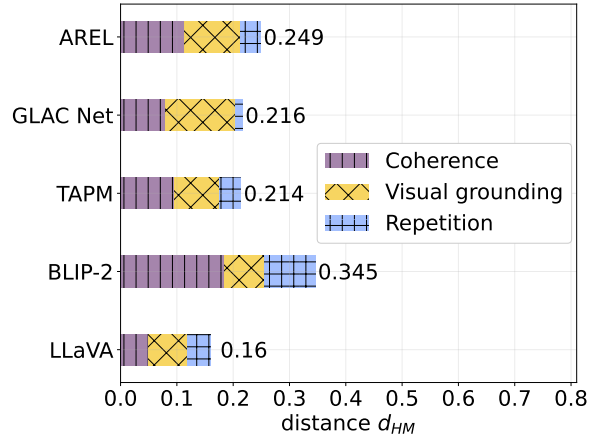


Figure 1: Distance between human- and model-generated stories in the VIST test set according to our proposed measure d_{HM} (the lower the better). For BLIP-2 and LLaVA, the best setting is reported; results for all settings are provided in Fig. 6, Appendix A.

the visual features with the language embeddings, LLaVA uses a linear layer (single projection matrix) instead of Q-Former. Similar to BLIP-2, we use LLaVA to generate stories in a zero-shot manner under different linguistic context settings.

4.3 Experimental Setup

We generate stories for the VIST test set for all models, using greedy sampling. For GLAC Net and AREL, we leverage the publicly available model checkpoints. To obtain the model checkpoint for TAPM, we follow the proposed procedure and train the model from scratch using the VIST dataset.¹ The two general-purpose foundation models are used zero-shot, without training on the VIST dataset or the visual storytelling task. For BLIP-2, we use the version with ViT-g encoder and OPT-2.7B decoder and for LLaVA, version 1.6 with CLIP-ViT-L-336px and Mistral-7B. We prompt these models under different settings that vary with respect to the amount of linguistic and visual context given in the prompt (e.g., one image/sentence at a time vs. all images at once). We use three prompt variations per setting and report the average of the resulting d_{HM} values.²

4.4 Results

Figure 1 shows the distances between human-written stories and the stories generated by the models (the lower the better). Examples of model-generated stories are provided in Figure 2. In

¹Using code: <https://github.com/JiwanChung/tapm>.

²All settings and prompts are described in Appendix A.

Figure 1, we observe that the stories generated by LLaVA obtain the best overall value ($d_{HM} = 0.16$), followed by TAPM ($d_{HM} = 0.214$). We notice that GLAC Net-generated stories exhibit the lowest distance regarding the repetition dimension. We attribute this to GLAC Net’s inference phase decoding heuristic, which penalizes repetitive expressions (see Section 4.2). BLIP-2 stories are overall the farthest from stories written by humans.

Regarding the two best-performing models, LLaVA and TAPM, two points are worth highlighting. First, despite a huge difference in model size—LLaVA is a powerful 7.5B parameter foundation model, while TAPM is 50 times smaller—TAPM’s d_{HM} value is only slightly higher than LLaVA’s. Second, LLaVA outperforms TAPM with respect to coherence and visual grounding. We hypothesize that this advantage is due to LLaVA’s more powerful language and vision backbone models. In the next section, we leverage the modular architecture of TAPM to test this hypothesis.

5 Model Analysis and Improvements

In Section 4, we showed that the d_{HM} obtained by the visual storytelling-specific TAPM model is only slightly higher than that of LLaVA, a 50-times larger foundation model. In particular, we notice that LLaVA has an advantage over TAPM in two dimensions, i.e., visual grounding and coherence. We hypothesize that this advantage is due to the model’s better language and vision backbone models—LLaVA builds on a pre-trained, transformer-based language model and image processor. Thus, we leverage the modular architecture of TAPM and test whether we can obtain better results (lower distances) by replacing its original language and vision components with models similar to those embedded in LLaVA, while keeping the number of parameters significantly lower. To test whether the results we obtain are consistent across datasets, we perform this analysis on both VIST and VWP (Hong et al., 2023).

5.1 Updating the Language Component

By default, TAPM uses GPT-2_{small} as its story decoder. Here, we replace this language model with LLAMA 2 (Touvron et al., 2023), an auto-regressive (decoder-only) large language model pre-trained via maximum likelihood objective for next-token prediction on massive amounts of publicly available online data. Thanks to the large context

window it can take as input and the Grouped Query Attention mechanism to speed up processing during decoding (Ainslie et al., 2023), this LM is currently the state-of-art on various downstream tasks in the MMLU benchmark (Hendrycks et al., 2021). Here, we use the 4-bit quantized (Detmers et al., 2023) pre-trained version of the LLAMA 2 7B model and adapt the parameter dimensions of TAPM’s visual encoder component to match the updated language decoder. To ensure computational and memory efficiency, we employ the LoRA (Low-rank Adapter; Hu et al., 2022) fine-tuning approach (that allows for updating only a subset of the model’s parameters) and only target the multi-head self-attention blocks— W^Q, W^K, W^V, W^O (Vaswani et al., 2017)—of the language model during training.³ Henceforth, we refer to this upgraded TAPM model as (+LLAMA 2).


5.2 Updating the Vision Component

The original TAPM model uses pre-trained ResNet-101 and Faster R-CNN for extracting the image-level and object-level features, respectively. We supplement the image-level ResNet features by concatenating them with representations extracted using pre-trained Vision Transformer model (ViT_{base}; Dosovitskiy et al., 2021). ViT_{base} leverages the transformer architecture for image processing and is pre-trained on the ImageNet-21K (Ridnik et al., 2021) data. Features extracted using ViT_{base} have been shown to improve the performance of models on several computer vision tasks. Henceforth, we refer to this upgraded TAPM model as (+ViT).

5.3 Experimental Setup

We train the (+ViT) and (+LLAMA 2) models from scratch using the VIST data training and validation splits for 15 epochs, and obtain the results on the test split. We conduct the same experiment for the VWP dataset independently, by following the procedure proposed by the authors of the dataset. As mentioned in Section 2.1, VWP includes sequences of 5-10 images constructed using frames obtained from MovieNet (Huang et al., 2020). Following the same procedure used by the authors, we split the dataset into 9606 training, 849 validation, and 586 test <image sequence, story> samples and preprocess the text to replace recognized named entities with entity types and placeholders. To compare the performance of the improved TAPM models

³Further details on training are provided in Appendix B.



Human story	we invited lots of friends for a barbeque. the fire pit was very large. we roasted hot dogs right over the flame. lots of people were happy. and there was a lot of beer too.	$C=0.993, G=0.933, R=0.968$
AREL	the friends were having a great time at the party. the fire was <UNK> and <UNK>. the fire was <UNK> and <UNK>. the guys were having a great time. we all had a great time and had a great time.	$C=0.562, G=0.348, R=0.670$
GLAC Net	the family was having a party. they played some fire. then they had a big bonfire. everyone was happy. it was a great day.	$C=0.974, G=0.336, R=0.960$
TAPM	the group of friends got together for a bonfire. we had a lot of fun cooking. the barbecue was delicious. we took a lot of pictures. the night ended with a few drinks.	$C=0.992, G=0.597, R=0.938$
LLaVA	in the dark, a group of friends huddled around a fire, their faces lit up with the warmth of the flames. the fire crackled and roared, casting dancing shadows on their faces. one friend, a bit too eager, accidentally dropped a hot dog into the fire, causing a burst of flames and laughter. the friends cheered and clapped, their joy infectious. as the night wore on, they shared stories and laughter, the fire slowly dying down, leaving behind only the memories of their fun-filled evening.	$C=0.999, G=0.574, R=0.841$
BLIP-2	a group of people standing outside drinking beer and talking on cell phones . . . a hot dog is being cooked on a stick over a fire . . . a group of people standing in a room with a woman making a surprised face.	$C=0.294, G=1.024, R=0.884$

Figure 2: An example from the VIST test set with corresponding model-generated stories and scores from individual evaluation metrics (Coherence: C , Visual grounding: G , Repetition: R).

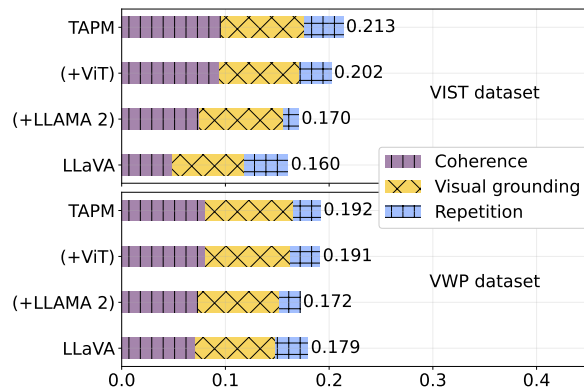


Figure 3: For the TAPM model and its upgraded versions (+LLAMA 2) and (+ViT), we compute the d_{HM} values on two datasets—VIST and VWP.

against LLaVA, we use LLaVA to generate stories for the VWP test set by prompting it under the visual context setting.

5.4 Results

Figure 3 shows the d_{HM} values for the LLaVA model and for all the different versions of the TAPM model on both the VIST and the VWP datasets. Firstly, we observe that compared to the

original TAPM model, (+LLAMA 2) generates stories that are closest to human stories in terms of both coherence and repetition, whereas stories by the (+ViT) version are closest along the dimension of visual grounding. These results are in line with our intuitions regarding the influence that both modalities have on different aspects of visual story evaluation. For this analysis, we also considered a version of the TAPM model in which both the language and vision components are jointly updated (+LLAMA 2, +ViT). However, (+LLAMA 2, +ViT) consistently under-performed on our distance measure d_{HM} compared to the (+LLAMA 2) and (+ViT) versions, and was only marginally better than the original TAPM model. Despite the significant difference in the number of parameters, we notice that (+LLAMA 2) achieves performance on par with LLaVA (see Figure 4).

We observe similar results for the TAPM models on the VWP dataset—(+ViT) obtains the lowest distance in terms of visual grounding and (+LLAMA 2) obtains the lowest distance in terms of both coherence and repetition. Furthermore, on the VWP dataset, the (+LLAMA 2) model achieves

the overall lowest d_{HM} , performing better than the LLaVA model. These results quantitatively indicate that the stories generated by the models are close to the corresponding human-written stories. To better understand if the metrics are capable of effectively comparing stories generated by models with human-written ones, we conduct a qualitative evaluation, that we describe in the next section.

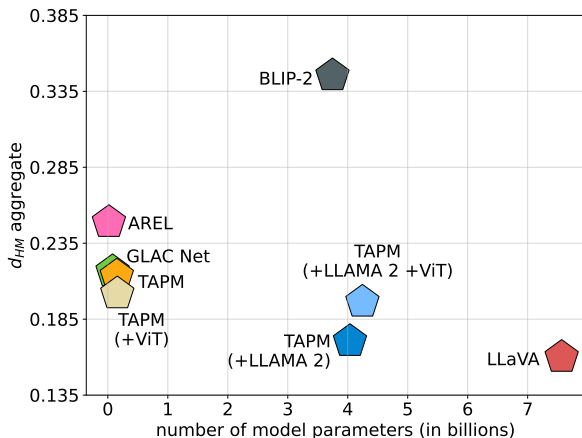


Figure 4: Comparison between the number of model parameters and their corresponding d_{HM} values on the VIST test set (the lower the better). We observe that as the models increase in size, the scores for the stories they generated get closer to scores of human annotations.

6 Qualitative Analysis and Discussion

Our results suggest that the stories generated by the best-performing models according to d_{HM} are very close to human levels of visual grounding, coherence, and degree of repetition. To test whether this aligns with the perceived overall quality of the stories, we conduct a qualitative human evaluation. We consider the VIST stories generated by the two models—TAPM (+LLAMA 2) and LLaVA—that achieve the best performance in terms of d_{HM} (lowest distances). For each model, we select 100 generated stories, that we randomly sample using the distribution of d_{HM} values on the VIST test set.⁴ We then provide annotators with <image sequence, model-story> pairs along with corresponding human-written stories, and ask them to assess whether one is better than the other, or whether both are similarly fine or bad. Five annotators unrelated to the project participated in the task.⁵

Figure 5 shows the judgments obtained from the annotators for the two models. We observe that

⁴See Figure 12 in Appendix C.

⁵Instructions and additional details in Appendix C.

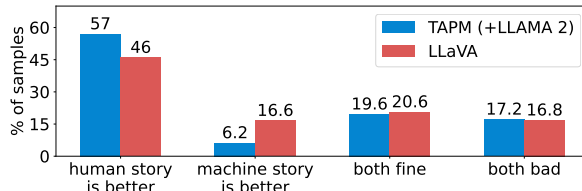


Figure 5: Aggregated judgments (5 human evaluators per model) comparing human stories in the VIST test set to stories generated by the two best-performing models according to our distance measure d_{HM} .

humans consistently prefer human-written stories over stories generated by the models. This happens slightly more often for TAPM- than for LLaVA-generated stories (46% vs 57% of cases). Similarly, LLaVA-generated stories are more frequently preferred over human stories than stories generated by TAPM, although this happens very seldom for both models (16.6% vs. 6.2%). These patterns are in line with the results obtained with our distance metric, according to which LLaVA has a slight advantage over TAPM. Indeed, we observe that the average d_{HM} is higher when the human story is judged as better than when both stories are perceived as having similar quality; this difference is statistically significant for TAPM (avg d_{HM} =0.279 vs. 0.243; $t = 2.19, p < 0.03$) and not so for LLaVA (avg d_{HM} =0.240 vs. 0.226; $t = 1.23, p > 0.05$). Overall, this suggests that our quantitative evaluation effectively captures key aspects of visual stories.

Yet, preference for human-written stories suggests that a good story involves more than just visual grounding, coherence, and limited repetition. To get more insight into this issue, we asked the annotators in the study to describe the properties they considered when comparing stories. Some annotators reported that they employed their subjective world knowledge in differentiating between creative and hallucinated stories. Also, stories that describe events without an overarching narrative were judged as bad despite being locally coherent, well-grounded, and non-repetitive. In addition, annotators generally preferred stories that contained phrases or sentences expressing emotions. We provide examples of these cases in Appendix C, which illustrate the limitations of current evaluation metrics in fully capturing hallucinations, relevant emotions, and creative expressions in the generated stories. Therefore, there is scope for a lot of further work in this evaluation domain.

7 Conclusion

We proposed a novel human-centric method (d_{HM}) for evaluating the quality of model-generated stories in terms of their closeness to human-written stories along coherence, visual grounding, and non-redundancy. Using our proposed method, we compared various models and found that the large foundation model LLaVA obtains slightly better results than the (50 times smaller) best visual storytelling model TAPM. We showed that upgrading the components of TAPM boosts its performance (lowers its d_{HM}) across multiple datasets, confirming the advantage of leveraging last-generation language and vision pre-trained models. Finally, we conducted a qualitative human evaluation to explore whether these quantitative findings align with the overall perceived story quality. We observed that human judgments align with our quantitative evaluation. Yet, humans still prefer human-written stories over model-generated ones, which suggests that capturing coherence, visual grounding, and non-repetitiveness may not (yet) be the whole story.

Limitations

The human evaluation analysis we performed is arguably small-scale. As such, we cannot rule out that carrying it out with more annotators and a larger set of stimuli may lead to different patterns of results. Second, the number of models we experimented with is quite limited, which is an obvious limitation of this work. Yet, we defend the selection we made, aimed at a trade-off between the limited availability of computational resources and the inclusion of various architecture families. Finally, we experimented with only two visual storytelling datasets, both in English and both Western-centric. This is a limitation of our work, which is, however, due to the unavailability of other datasets with more diverse language and cultural backgrounds. We strongly support the creation of such resources.

Acknowledgments

We are immensely grateful to the participants of the qualitative evaluation study and to our colleagues at the Dialogue Modelling Group for their invaluable inputs at different stages of this work. AKS was supported by the TIMELY project under the EU-H2020 grant 101017424. RF was supported by the European Research Council (ERC Consolidator Grant DREAM 819455).

References

- Joshua Ainslie, James Lee-Thorp, Michiel de Jong, Yury Zemlyanskiy, Federico Lebron, and Sumit Sanghai. 2023. [GQA: Training Generalized Multi-Query Transformer Models from Multi-Head Checkpoints](#). In *Proceedings of the 2023 Conference on Empirical Methods in Natural Language Processing*, pages 4895–4901, Singapore. Association for Computational Linguistics.
- Satanjeev Banerjee and Alon Lavie. 2005. [METEOR: An Automatic Metric for MT Evaluation with Improved Correlation with Human Judgments](#). In *Proceedings of the ACL Workshop on Intrinsic and Extrinsic Evaluation Measures for Machine Translation and/or Summarization*, pages 65–72, Ann Arbor, Michigan. Association for Computational Linguistics.
- Hong Chen, Yifei Huang, Hiroya Takamura, and Hideki Nakayama. 2021. [Commonsense Knowledge Aware Concept Selection For Diverse and Informative Visual Storytelling](#). *Proceedings of the AAAI Conference on Artificial Intelligence*, 35(2):999–1008.
- Kyunghyun Cho, Bart van Merriënboer, Caglar Gulcehre, Dzmitry Bahdanau, Fethi Bougares, Holger Schwenk, and Yoshua Bengio. 2014. [Learning Phrase Representations using RNN Encoder-Decoder for Statistical Machine Translation](#). In *Proceedings of the 2014 Conference on Empirical Methods in Natural Language Processing (EMNLP)*, pages 1724–1734, Doha, Qatar. Association for Computational Linguistics.
- Tim Dettmers, Artidoro Pagnoni, Ari Holtzman, and Luke Zettlemoyer. 2023. [QLoRA: Efficient Fine-tuning of Quantized LLMs](#). In *Advances in Neural Information Processing Systems*, volume 36, pages 10088–10115. Curran Associates, Inc.
- Alexey Dosovitskiy, Lucas Beyer, Alexander Kolesnikov, Dirk Weissenborn, Xiaohua Zhai, Thomas Unterthiner, Mostafa Dehghani, Matthias Minderer, Georg Heigold, Sylvain Gelly, Jakob Uszkoreit, and Neil Houlsby. 2021. [An Image is Worth 16x16 Words: Transformers for Image Recognition at Scale](#). In *International Conference on Learning Representations*.
- Mario Giulianelli, Joris Baan, Wilker Aziz, Raquel Fernández, and Barbara Plank. 2023. [What Comes Next? Evaluating Uncertainty in Neural Text Generators Against Human Production Variability](#). In *Proceedings of the 2023 Conference on Empirical Methods in Natural Language Processing*, Singapore. Association for Computational Linguistics.
- Kaiming He, Xiangyu Zhang, Shaoqing Ren, and Jian Sun. 2016. [Deep Residual Learning for Image Recognition](#). In *Proceedings of the IEEE Conference on Computer Vision and Pattern Recognition (CVPR)*.
- Dan Hendrycks, Collin Burns, Steven Basart, Andy Zou, Mantas Mazeika, Dawn Song, and Jacob Steinhardt.

2021. [Measuring Massive Multitask Language Understanding](#). In *International Conference on Learning Representations*.
- Jack Hessel, Ari Holtzman, Maxwell Forbes, Ronan Le Bras, and Yejin Choi. 2021. [CLIPScore: A Reference-free Evaluation Metric for Image Captioning](#). In *Proceedings of the 2021 Conference on Empirical Methods in Natural Language Processing*, pages 7514–7528, Online and Punta Cana, Dominican Republic. Association for Computational Linguistics.
- Sepp Hochreiter and Jürgen Schmidhuber. 1997. [Long Short-Term Memory](#). *Neural Computation*, 9(8):1735–1780.
- Xudong Hong, Asad Sayeed, Khushboo Mehra, Vera Demberg, and Bernt Schiele. 2023. [Visual Writing Prompts: Character-Grounded Story Generation with Curated Image Sequences](#). *Transactions of the Association for Computational Linguistics*, 11:565–581.
- Chao-Chun Hsu, Zi-Yuan Chen, Chi-Yang Hsu, Chih-Chia Li, Tzu-Yuan Lin, Ting-Hao Huang, and Lun-Wei Ku. 2020. [Knowledge-Enriched Visual Storytelling](#). *Proceedings of the AAAI Conference on Artificial Intelligence*, 34(05):7952–7960.
- Chi-yang Hsu, Yun-Wei Chu, Ting-Hao Huang, and Lun-Wei Ku. 2021. [Plot and Rework: Modeling Storylines for Visual Storytelling](#). In *Findings of the Association for Computational Linguistics: ACL-IJCNLP 2021*, pages 4443–4453, Online. Association for Computational Linguistics.
- Edward J Hu, Yelong Shen, Phillip Wallis, Zeyuan Allen-Zhu, Yuanzhi Li, Shean Wang, Lu Wang, and Weizhu Chen. 2022. [LoRA: Low-Rank Adaptation of Large Language Models](#). In *International Conference on Learning Representations*.
- Qingqiu Huang, Yu Xiong, Anyi Rao, Jiaze Wang, and Dahua Lin. 2020. [MovieNet: A Holistic Dataset for Movie Understanding](#). In *Computer Vision – ECCV 2020*, pages 709–727, Cham. Springer International Publishing.
- Ting-Hao Kenneth Huang, Francis Ferraro, Nasrin Mostafazadeh, Ishan Misra, Aishwarya Agrawal, Jacob Devlin, Ross Girshick, Xiaodong He, Pushmeet Kohli, Dhruv Batra, C. Lawrence Zitnick, Devi Parikh, Lucy Vanderwende, Michel Galley, and Margaret Mitchell. 2016. [Visual Storytelling](#). In *Proceedings of the 2016 Conference of the North American Chapter of the Association for Computational Linguistics: Human Language Technologies*, pages 1233–1239, San Diego, California. Association for Computational Linguistics.
- Taehyeong Kim, Min-Oh Heo, Seonil Son, Kyoung-Wha Park, and Byoung-Tak Zhang. 2018. [GLAC Net: GLocal Attention Cascading Networks for Multi-image Cued Story Generation](#). *CoRR*, abs/1805.10973.
- Zhenzhong Lan, Mingda Chen, Sebastian Goodman, Kevin Gimpel, Piyush Sharma, and Radu Soricut. 2020. [ALBERT: A Lite BERT for Self-supervised Learning of Language Representations](#). In *International Conference on Learning Representations*.
- Junnan Li, Dongxu Li, Silvio Savarese, and Steven Hoi. 2023. [BLIP-2: Bootstrapping Language-Image Pre-training with Frozen Image Encoders and Large Language Models](#). In *Proceedings of the 40th International Conference on Machine Learning*, volume 202 of *Proceedings of Machine Learning Research*, pages 19730–19742. PMLR.
- Haotian Liu, Chunyuan Li, Yuheng Li, Bo Li, Yuanhan Zhang, Sheng Shen, and Yong Jae Lee. 2024. [LLaVA-NeXT: Improved reasoning, OCR, and world knowledge](#).
- Nasrin Mostafazadeh, Nathanael Chambers, Xiaodong He, Devi Parikh, Dhruv Batra, Lucy Vanderwende, Pushmeet Kohli, and James Allen. 2016. [A Corpus and Cloze Evaluation for Deeper Understanding of Commonsense Stories](#). In *Proceedings of the 2016 Conference of the North American Chapter of the Association for Computational Linguistics: Human Language Technologies*, pages 839–849, San Diego, California. Association for Computational Linguistics.
- Jekaterina Novikova, Ondřej Dušek, Amanda Cercas Curry, and Verena Rieser. 2017. [Why We Need New Evaluation Metrics for NLG](#). In *Proceedings of the 2017 Conference on Empirical Methods in Natural Language Processing*, pages 2241–2252, Copenhagen, Denmark. Association for Computational Linguistics.
- OpenAI. 2023. [GPT-4 Technical Report](#).
- Krishna Pillutla, Swabha Swayamdipta, Rowan Zellers, John Thickstun, Sean Welleck, Yejin Choi, and Zaid Harchaoui. 2021. [MAUVE: Measuring the Gap Between Neural Text and Human Text using Divergence Frontiers](#). In *Advances in Neural Information Processing Systems*, volume 34, pages 4816–4828. Curran Associates, Inc.
- Alec Radford, Jong Wook Kim, Chris Hallacy, Aditya Ramesh, Gabriel Goh, Sandhini Agarwal, Girish Sastry, Amanda Askell, Pamela Mishkin, Jack Clark, Gretchen Krueger, and Ilya Sutskever. 2021. [Learning Transferable Visual Models From Natural Language Supervision](#). In *Proceedings of the 38th International Conference on Machine Learning*, volume 139 of *Proceedings of Machine Learning Research*, pages 8748–8763. PMLR.
- Alec Radford, Jeff Wu, Rewon Child, David Luan, Dario Amodei, and Ilya Sutskever. 2019. [Language Models are Unsupervised Multitask Learners](#). *OpenAI blog*.
- Hareesh Ravi, Kushal Kafle, Scott Cohen, Jonathan Brandt, and Mubbasir Kapadia. 2021. [AESOP: Abstract Encoding of Stories, Objects and Pictures](#). In

- Proceedings of the IEEE/CVF International Conference on Computer Vision (ICCV)*, pages 2052–2063.
- Shaoqing Ren, Kaiming He, Ross Girshick, and Jian Sun. 2015. **Faster R-CNN: Towards Real-Time Object Detection with Region Proposal Networks**. In *Advances in Neural Information Processing Systems*, volume 28. Curran Associates, Inc.
- Tal Ridnik, Emanuel Ben-Baruch, Asaf Noy, and Lihi Zelnik. 2021. **ImageNet-21K Pretraining for the Masses**. In *Proceedings of the Neural Information Processing Systems Track on Datasets and Benchmarks*, volume 1.
- Thibault Sellam, Dipanjan Das, and Ankur Parikh. 2020. **BLEURT: Learning Robust Metrics for Text Generation**. In *Proceedings of the 58th Annual Meeting of the Association for Computational Linguistics*, pages 7881–7892, Online. Association for Computational Linguistics.
- Ritika Singh and Satwinder Singh. 2021. **Text Similarity Measures in News Articles by Vector Space Model Using NLP**. *Journal of The Institution of Engineers (India): Series B*, 102(2):329–338.
- Aditya Surikuchi, Sandro Pezzelle, and Raquel Fernández. 2023. **GROOVIST: A Metric for Grounding Objects in Visual Storytelling**. In *Proceedings of the 2023 Conference on Empirical Methods in Natural Language Processing*, pages 3331–3339, Singapore. Association for Computational Linguistics.
- Hugo Touvron, Louis Martin, Kevin Stone, Peter Albert, Amjad Almahairi, Yasmine Babaei, Nikolay Bashlykov, Soumya Batra, Prajjwal Bhargava, Shruti Bhosale, Dan Bikel, Lukas Blecher, Cristian Canton Ferrer, Moya Chen, Guillem Cucurull, David Esiobu, Jude Fernandes, Jeremy Fu, Wenyin Fu, Brian Fuller, Cynthia Gao, Vedanuj Goswami, Naman Goyal, Anthony Hartshorn, Saghar Hosseini, Rui Hou, Hakan Inan, Marcin Kardas, Viktor Kerkez, Madian Khabsa, Isabel Kloumann, Artem Korenev, Punit Singh Koura, Marie-Anne Lachaux, Thibaut Lavril, Jenya Lee, Diana Liskovich, Yinghai Lu, Yuning Mao, Xavier Martinet, Todor Mihaylov, Pushkar Mishra, Igor Molybog, Yixin Nie, Andrew Poulton, Jeremy Reizenstein, Rashi Rungta, Kalyan Saladi, Alan Schelten, Ruan Silva, Eric Michael Smith, Ranjan Subramanian, Xiaoqing Ellen Tan, Binh Tang, Ross Taylor, Adina Williams, Jian Xiang Kuan, Puxin Xu, Zheng Yan, Iliyan Zarov, Yuchen Zhang, Angela Fan, Melanie Kambadur, Sharan Narang, Aurelien Rodriguez, Robert Stojnic, Sergey Edunov, and Thomas Scialom. 2023. **Llama 2: Open Foundation and Fine-Tuned Chat Models**. *Preprint*, arXiv:2307.09288.
- Ashish Vaswani, Noam Shazeer, Niki Parmar, Jakob Uszkoreit, Llion Jones, Aidan N Gomez, Łukasz Kaiser, and Illia Polosukhin. 2017. **Attention is All you Need**. In *Advances in Neural Information Processing Systems*, volume 30. Curran Associates, Inc.
- Ramakrishna Vedantam, C Lawrence Zitnick, and Devi Parikh. 2015. **CIDEr: Consensus-based image description evaluation**. In *Proceedings of the IEEE conference on computer vision and pattern recognition*, pages 4566–4575.
- Eileen Wang, Caren Han, and Josiah Poon. 2022. **RoViST: Learning Robust Metrics for Visual Storytelling**. In *Findings of the Association for Computational Linguistics: NAACL 2022*, pages 2691–2702, Seattle, United States. Association for Computational Linguistics.
- Xin Wang, Wenhui Chen, Yuan-Fang Wang, and William Yang Wang. 2018. **No Metrics Are Perfect: Adversarial Reward Learning for Visual Storytelling**. In *Proceedings of the 56th Annual Meeting of the Association for Computational Linguistics (Volume 1: Long Papers)*, pages 899–909, Melbourne, Australia. Association for Computational Linguistics.
- Youngjae Yu, Jiwan Chung, Heeseung Yun, Jongseok Kim, and Gunhee Kim. 2021. **Transitional Adaptation of Pretrained Models for Visual Storytelling**. In *Proceedings of the IEEE/CVF Conference on Computer Vision and Pattern Recognition (CVPR)*, pages 12658–12668.
- Tianyi Zhang*, Varsha Kishore*, Felix Wu*, Kilian Q. Weinberger, and Yoav Artzi. 2020. **BERTScore: Evaluating Text Generation with BERT**. In *International Conference on Learning Representations*.
- C. L. Zitnick and Devi Parikh. 2013. **Bringing Semantics into Focus Using Visual Abstraction**. In *Proceedings of the IEEE Conference on Computer Vision and Pattern Recognition (CVPR)*.

A Zero-Shot Settings and Prompts

We generated stories using the two foundation models—BLIP-2, LLaVA—zero-shot by prompting them under different settings. In the *visual* context setting, models received the entire image sequence (with its images horizontally concatenated) as input, along with a prompt designed for this setting. In the *linguistic* context settings, models generated one sentence per image in the sequence. We obtained the results of contextualizing the prompt with different degrees of linguistic information—sentence generated for the previous image in the sequence (*prev sentence*), concatenated prefix of sentences generated for all the preceding images in the sequence (*all sentences*). We used three variations of the prompts and reported the average of the resulting d_{HM} values. Prompts used in all the settings are as provided below:

```
# prompts used for visual context
```

```
P1 = '[INST] <image>\nWrite a story using exactly five sentences for this image sequence. Do not use more than five sentences. [/INST]'
```

```
P2 = '[INST] <image>\nGenerate a story consisting of five sentences for this image sequence. Use only five sentences and not more. [/INST]'
```

```
P3 = '[INST] <image>\nOutput a story about this sequence of images using only five sentences. Make sure the story does not include more than five sentences. [/INST]'
```

```
# prompts used for linguistic contexts:
## {prev sentence} or {all sentences}
```

```
P1 = '[INST] <image>\nUsing this image, add one sentence to the following story: {context}<s> [/INST]'
```

```
P2 = '[INST] <image>\nGiven this image, write one sentence as an addition to the following story: {context}<s> [/INST]'
```

```
P3 = '[INST] <image>\nAdd one sentence based on this image to the following story: {context}<s> [/INST]'
```

Figure 6 shows the d_{HM} values for both the models on the VIST test set, across all zero-shot settings. Besides the LLaVA model under the *visual* context setting, models obtained significantly

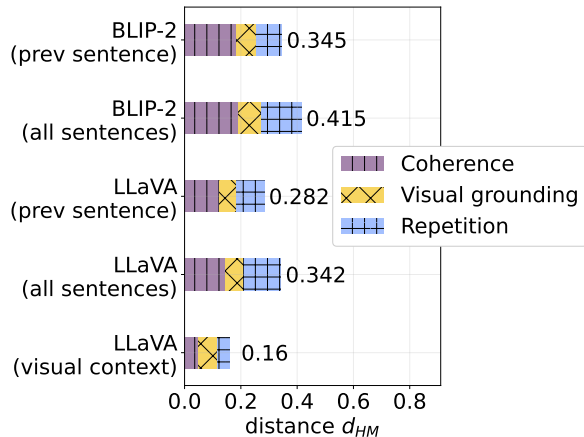


Figure 6: d_{HM} values (the lower the better) for the stories generated by the BLIP-2 and LLaVA models under different zero-shot settings.

high d_{HM} values in other settings. We observed that under the *visual* context setting, the BLIP-2 model failed to generate any stories.

B Improvements to TAPM

To train the (+LLAMA 2) version, we adapted the model’s dimensionality from 768 to 4096. We used a batch size of 2 and trained the model for 18 epochs—3 for the pre-task adaptation and 15 for the downstream task training. We used the 4-bit quantized pre-trained version of (+LLAMA 2) 7B and employed LoRA fine-tuning. We configured the fine-tuning with a scaling parameter of $\alpha = 8$ and a rank of $r = 8$, based on the evidence provided in Hu et al. (2022). To generate stories using the trained model, we used greedy decoding. For completing 1 epoch of training and inference on the VIST dataset, the (+LLAMA 2) model approximately used 8 compute hours of 1 Nvidia A100 (40GB) GPU. For all the models we used in Sections 4 and 5, Figure 7 compares the relationship between the size of the models and the corresponding distances they obtain along the aspects of coherence, visual grounding, and repetition.

C Human Evaluation

Five annotators unrelated to the project participated in the study voluntarily. We obtained their consent about using the data collected as part of the study for academic research. Upon expressing their consent, the annotators received access to an interface with the task description and instructions, shown in Figure 8. Along with the instructions, we provided one example for each of the four possible options

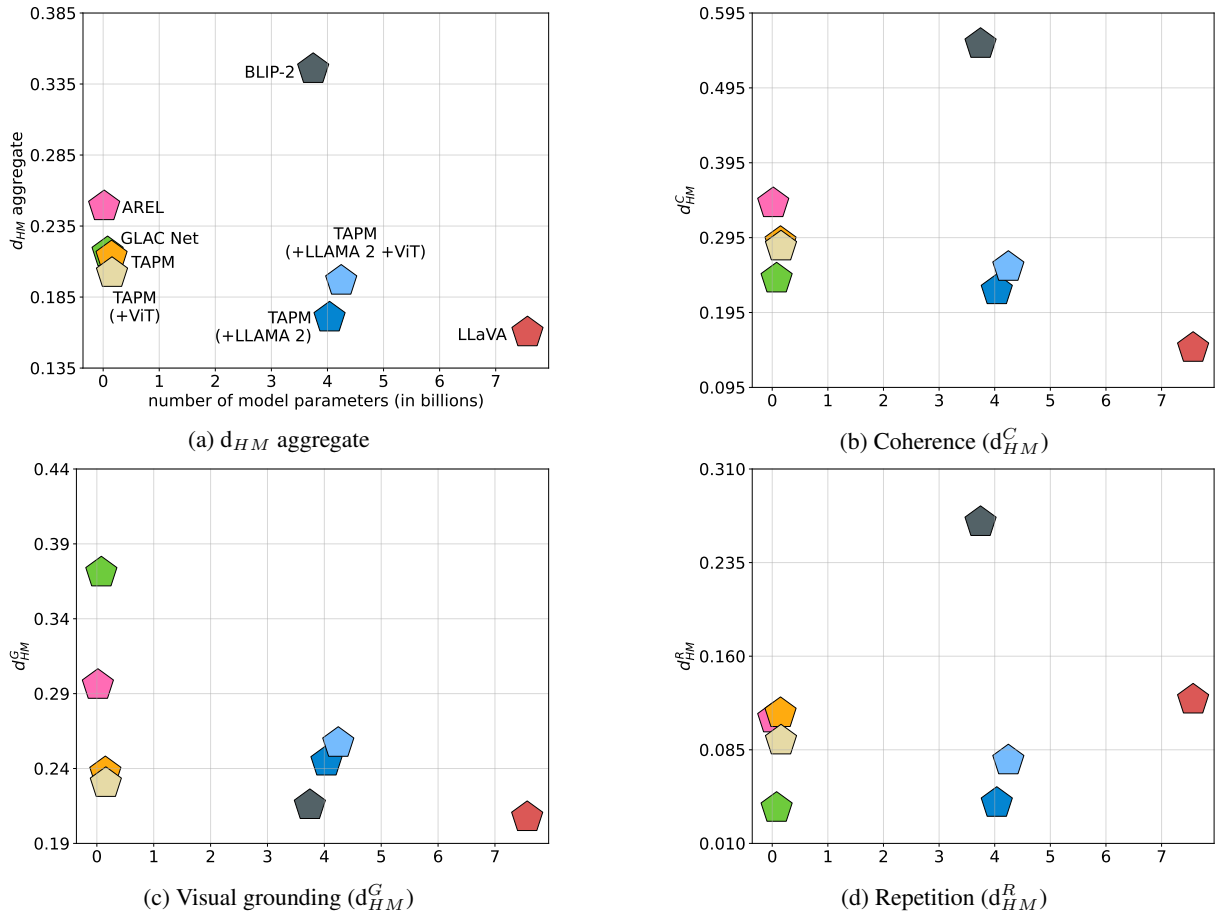


Figure 7: Comparison between the number of model parameters and their corresponding d_{HM} values on the VIST test set (the lower the better). Plot (a) compares the overall aggregate distance and plots (b) through (d) show individual metric-level distances. We note that the stories generated by the overall best performing model—LLaVA—obtains the closest distance to human stories in terms of coherence and visual grounding.

in the task. After completing the task, we asked each annotator to describe the properties they considered for comparing the stories. Specifically, we asked the following question: “*What are the properties of a story that made you select it as being better?*”. Based on the responses and judgements obtained from the annotators (see Section 6), we report qualitative examples in Figures 9, 10, and 11.

Please read the following description and the instructions carefully before proceeding further:


You will see a sequence of images (temporally ordered from left to right) and 2 corresponding short stories — S1 and S2 — about this sequence. The stories are normally about the contents in the images, but they need not merely be descriptions of them; that is, they can be creative/imaginative within reason.

Please look carefully at the images and compare the two stories. Which one is better (for example, more natural, more related to the images, more engaging, etc.)? Choose one of the following 4 options:

- S1 is better than S2
- S2 is better than S1
- Both of them are similarly fine
- Both of them are similarly bad

Note: Proper names are replaced by placeholders such as [male], [female], [location], [organization] etc. Please don't let these affect your judgement.

Figure 8: Human evaluation task description and instructions.



S1 the table is set for a dinner party. the guests were amazed by the decorations. the food was delicious. they are making a wish. then they had dessert.

C=0.956, G=1.341, R=0.938

S2 our first meal together as a married couple was as beautiful as it was delicious. the roses they sent over were of the highest quality like the ingredients in their food. the personal touches like the unique cake designs made it even more special. we were on our way to married life in high class style. and this was literally the icing on the cake.

C=0.504, G=0.815, R=0.901

Figure 9: Example depicting emotions: all annotators evaluated story **S2** as better than story **S1**. **C**, **G**, and **R** denote the coherence, visual grounding, and repetition scores respectively.



S1 it's halloween and the pumpkins are being carved. i bought a lot of food for it. the house has a lot of decorations. the pumpkin was carved with a scary face. the pumpkins are lit up inside.

$C=0.980, G=1.661, R=0.942$

S2 the pumpkin was angry. someone had stolen all of his seeds. he waited patiently in front of the house for night to fall. once it was night time he made his move. he proceeded into the house to finally get his revenge. there were no survivors.

$C=0.647, G=0.703, R=0.971$

Figure 10: Example with hallucinations: 4 annotators (of 5) either selected story **S1** as better or evaluated story **S2** as bad. C , G , and R denote the coherence, visual grounding, and repetition scores respectively.



S1 our business hosted its winter holiday party at a hotel. the food was served as a buffet. all the young workers sat at one end of the table. the older co-workers sat at the other end of the table. in the end, both young and old co-workers stayed until closing time for the hotel restaurant.

$C=0.999, G=0.827, R=0.881$

S2 in the first image, a man stands in awe of a beautifully decorated Christmas tree. the second image captures a lively dinner party, with guests seated around a table laden with food and wine. the third image shows a bustling restaurant kitchen, where chefs are busy preparing meals. the fourth image reveals a cozy dining room, where a family enjoys a quiet meal together. the final image presents a grand banquet hall, filled with guests and adorned with elegant decorations.

$C=0.996, G=1.576, R=0.867$

Figure 11: Example with an overarching narrative: all annotators evaluated story **S1** as better than story **S2**. C , G , and R denote the coherence, visual grounding, and repetition scores respectively.



Figure 12: d_{HM} distributions for the VIST test set (left) and for the 100 randomly sampled instances (right).