

BACON: Improving Clarity of Image Captions via Bag-of-Concept Graphs

Zhantao Yang^{1,2*}, Ruili Feng^{2*◇}, Keyu Yan², Huangji Wang¹, Zhicai Wang²
 Shangwen Zhu¹, Han Zhang^{1,2}, Jie Xiao², Pingyu Wu², Kai Zhu², Jixuan Chen²
 Chen-Wei Xie², Yue Yang³, Hongyang Zhang⁴, Yu Liu², Fan Cheng^{1†}

¹Shanghai Jiao Tong University, ²Alibaba group

³University of Pennsylvania, ⁴University of Waterloo

{ztyang196, ruilifengustc, yankeyu66, zhushangwen6, hzhang9617, jiexiao916, wpy364755620}@gmail.com

zhicaiw@outlook.com {kaizhustc, chenjixuan.cjx, eniac.xcw, ly103369}@alibaba-inc.com

yueyang1@seas.upenn.edu hongyang.zhang@uwaterloo.ca chengfan85@gmail.com

<https://ztyang23.github.io/bacon-page>

Abstract

Advancements in large Vision-Language Models have brought precise, accurate image captioning, vital for advancing multi-modal image understanding and processing. Yet these captions often carry lengthy, intertwined contexts that are difficult to parse and frequently overlook essential cues, posing a great barrier for models like GroundingDINO and SDXL, which lack the strong text encoding and syntax analysis needed to fully leverage dense captions. To address this, we propose BACON, a prompting method that breaks down VLM-generated captions into disentangled, structured elements such as objects, relationships, styles, and themes. This approach not only minimizes confusion from handling complex contexts but also allows for efficient transfer into a JSON dictionary, enabling models without linguistic processing capabilities to easily access key information. We annotated 100,000 image-caption pairs using BACON with GPT-4V and trained an LLaVA captioner on this dataset, enabling it to produce BACON-style captions without relying on costly GPT-4V. Evaluations of overall quality, precision, and recall—as well as user studies—demonstrate that the resulting caption model consistently outperforms other SOTA VLM models in generating high-quality captions. Besides, we show that BACON-style captions exhibit better clarity when applied to various models, enabling them to accomplish previously unattainable tasks or surpass existing SOTA solutions without training. For example, BACON-style captions help GroundingDINO achieve $1.51\times$ higher recall scores on open-vocabulary object detection tasks compared to leading methods.

1. Introduction

Image captioning is a crucial task that plays a significant role in fields such as text-to-image generation and multi-modal understanding. The rapid advancement of vision-language models (VLMs) [4, 5, 9, 27, 36, 39] has empowered these models to serve as highly effective captioners, producing accurate and detailed descriptions. However, their generated captions often suffer from issues such as information entanglement and excessive length, collectively referred to as a “**lack of clarity**.” This poses challenges for applications that utilize these captions, particularly in models lacking strong text encoders based on large language models (LLMs), such as SDXL [39] and GroundingDINO [28]. Both struggle due to their lack of strong text encoders and syntax analysis capabilities; SDXL has difficulty extracting key objects and their descriptions, as well as comprehending lengthy texts, while GroundingDINO has difficulty identifying essential nouns from long texts. Besides, these captions frequently overlook useful details, such as image style and relationships between objects.

To address this challenge, this paper proposes BACON—a neat and efficient approach for extracting **element-wise** and **structured** captions from VLMs, resulting in clearer and more complete image captions. The element-wise method breaks down images into basic elements, facilitating information disentanglement and enhancing interpretability. Its structured format allows for quick access to individual elements, alleviating issues related to syntax and order. Additionally, by incorporating all important elements, BACON typically produces more complete captions. As illustrated in Fig. 1, a BACON-style caption composes of three key parts: 1) an **overall description** capturing the image’s style, theme, and key features; 2) a detailed **object list** with labels and descriptions for each item; 3) the

† Corresponding author, * Equal contribution, ◇ Project leader

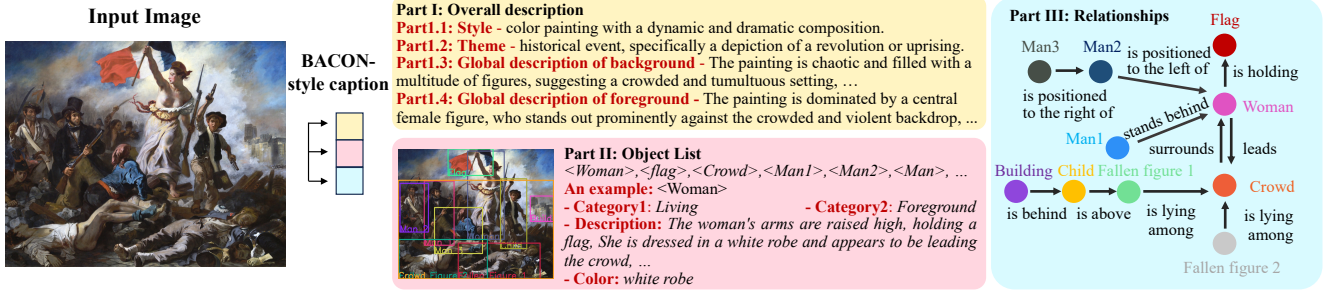


Figure 1. **The BACON-style captions** consist of three components: an overall description, an object list, and relationships. Each object in the object list is accompanied by its category information, detailed description, and color information.

relationships between these objects.

In practice, to implement BACON on VLMs and generate such captions, we first transform the BACON-style captions into a VLMs-readable string format by concatenating the basic elements in a fixed order and using special symbols to divide them. We then apply In-Context Learning (ICL) techniques [6] to guide VLMs in producing outputs in our structured format. Using BACON, we create a dataset called **Enumerate Common Objects in Context (ECO)**, which contains over 100k image-annotation pairs. We also fine-tune a LLaVA model [27] on ECO as the specialized captioner called LLaVA(BACON)-CAPTIONER.

Experimental results across various benchmarks, including a newly proposed benchmark called Caption Question Answering (CQA), demonstrate that LLaVA(BACON)-CAPTIONER outperforms commonly used VLM-based captioners. Specifically, adapted from VQA, CQA employs a fixed QA model that relies on captions generated from images—rather than the images themselves—to answer questions, using answer accuracy to evaluate the performance of the captioners, as detailed in 4.1. Additionally, we show that BACON-style captions provide greater clarity when applied to different models, enabling them to perform previously unattainable tasks or surpass existing state-of-the-art solutions without the need for additional training. This includes enhancing Grounding DINO [28] for open-vocabulary object detection, boosting LLaVA [27] for region-based QA, improving SDXL [39] for image generation, and advancing SAM2 [43] for dense video captions.

2. Related Works

Image Captioning. Image captioning is an important research topic in the field of artificial intelligence, playing a crucial role in multimodal understanding and image generation. Traditional image captioning methods [2, 19, 31, 46, 53] typically rely on manually annotated datasets, such as MS COCO [25] and Flickr30k [57], using deep learning techniques to fit the caption datasets. These methods often evaluate performance based on similarity to the dataset with similarity metrics including BLEU [37], METEOR [10],

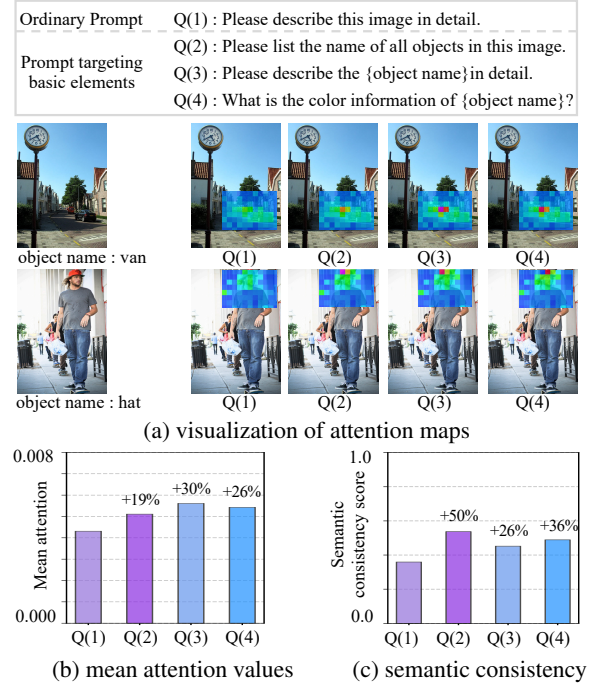


Figure 2. (a) Prompts targeting basic elements produce more pronounced attention maps (particularly in crimson) in the target region. (b) Statistical analysis shows the prompts focusing on basic elements have higher average attention values in the target area, indicating an enhanced understanding of VLMs. (c) Prompts targeting basic elements lead to far more consistent answers.

ROUGE [24], CIDEr [52], and SPICE [1]. However, limited by the quality of manual annotations, traditional image captioning techniques are gradually being replaced by VLMs with the rapid advancements in this area.

Vision Language Models. With the rapid development of large language models, vision language models (VLMs) [36] have also advanced quickly. These models typically build upon large language models by introducing a vision encoder based on Vision Transformers (ViTs) [12]. They often train a simple adapter to align the two modalities [4, 9, 27]. In addition, there are models [49] that do not use adapters and instead directly concatenate visual and

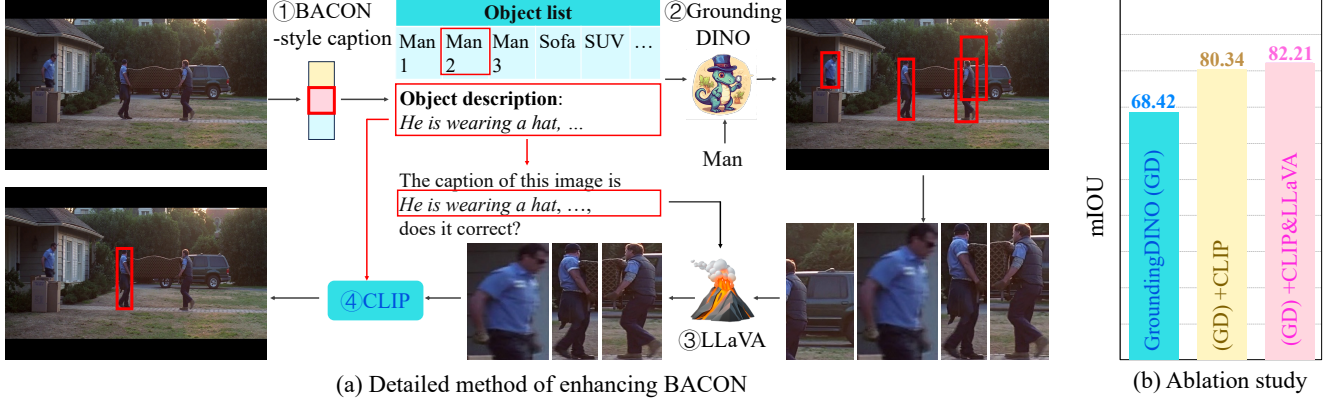


Figure 3. (a) **Detailed method** for obtaining bounding boxes for BACON-style captions: 1) Extract BACON-style captions without bounding boxes from images using GPT-4V or LLaVA(BACON)-CAPTIONER; 2) Generate candidate regions using Grounding DINO given the object name; 3) Use LLaVA to delete clearly incorrect regions; 4) Use CLIP to select the region that best matches the object description. (b) **Ablation study** conducted on ECO dataset, showing the improvement of introducing CLIP and LLaVA.

textual features, relying on massive datasets and parameter counts to align multiple modalities. The swift progress of VLMs has brought significant innovations to the field of image captioning. Currently, models like GPT-4V excel in image description tasks, significantly outperforming traditional methods based on manually annotated datasets.

Graph-Based Image Captioning Methods. Several existing works can generate dense graph-based image captions similar to BACON. However, some lack certain features present in BACON. For example, DOCCI [35], DenseFusion [23], and ReCap [22] cannot provide bounding boxes alongside detailed object captions. Others, like DCI [51], rely on fully manual annotations, making them costly. The closest work to BACON is IIW [14], which first generates bounding boxes for all objects and then creates descriptions for each. However, since VLMs struggle to recognize and caption small masked images, this approach often requires significantly more annotation effort. In contrast, BACON uses VLMs to extract both object lists and descriptions directly from the entire image before assigning bounding boxes, greatly reducing manual effort. We compare these methods with BACON in Tab. 2.

3. Bag-of-Concept Graph

In this section, we first discuss the core design principles of BACON from two perspectives to generate ideal image captions: element-wise and structural, as outlined in Sec. 3.1. Next, in Sec. 3.2, we describe the method for applying BACON to VLMs to generate BACON-style captions, including the method for incorporating grounding capabilities. Finally, in Sec. 3.3, we utilize BACON to annotate a new dataset containing over 100k image-annotation pairs, and we fine-tune a LLaVA model on it as a specialized captioner, called LLaVA(BACON)-CAPTIONER.

3.1. What We Want from BACON?

Previous image captions often suffer from issues such as information entanglement, and excessive length. To address these problems, we propose that an ideal caption should be both element-wise and structured. **1) Element-Wise:** This operation aims to disentangle the content of the image into basic elements, which enhances clarity and facilitates a more accurate understanding of the image. Besides, since these basic elements contain only unit information, they are typically much shorter than lengthy image captions and easier to understand. **2) Structured:** This characteristic makes it easier to extract of any desired basic elements from the captions, thereby compensating for the limitations in grammatical analysis present in many existing models without LLM-based text encoder. Furthermore, by considering and incorporating all essential content from the images into basic elements, BACON can prevent potential omissions and yield more complete captions. Inspired by the truth that the real world can be represented using a scene graph of objects and their relationships [11, 17, 18, 21, 29, 34, 55], we employ a graph structure to design the list of basic elements.

Interestingly, while not our original intention, we find that VLMs may prefer to generate element-wise annotations for two reasons: stronger attention maps of output tokens corresponding to specific image regions (as shown in Fig. 2 (a) and (b)) and higher semantic consistency scores in outputs with repeated requests (as shown in Fig. 2 (c)). The details of numerical experiments (Fig. 2 (b) and (c)) can be found in Appendix A.1.4.

3.2. Method of Implementing BACON.

After introducing the design idea of BACON, we describe the method for implementing it on VLMs like GPT-4V to generate BACON-style captions, as shown in Fig. 1. Our approach consists of two steps. First, we convert the

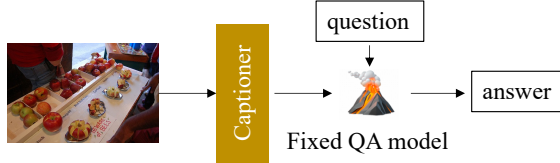


Figure 4. **CQA** for evaluating caption quality, where a fixed QA model answers image-related questions based on the caption of the image instead of the image itself.

BACON-style caption into a VLM-readable string format, where all basic elements are concatenated in a fixed order and separated by special symbols, as illustrated in Fig. A1. Second, we employ the ICL [6] technique to teach VLMs to output in our specified format. We find that a few simplified examples suffice, allowing us to execute the ICL process within a single conversation. In practice, we use GPT-4V as the VLM and provide the final prompt in Fig. A3.

Adding Grounding Capability. Due to the sub-optimal grounding capabilities of VLMs, we employ the advanced grounding DINO to obtain the required bounding boxes for objects. BACON’s structure provides a list of objects required by grounding models, enabling the combination of advanced VLMs for detailing and top-tier grounding models for precise localization within BACON. Although Grounding DINO provides accurate object positions, names alone fall short of distinguishing objects within the same category. Here, BACON’s detailed node descriptions come into play, allowing for precise region identification when used in conjunction with CLIP. Moreover, we improve grounding by using LLaVA to filter out incorrect bounding boxes before the CLIP step. Specifically, we crop candidate regions into individual images and filter them using a CLIP similarity score threshold. We conducted an ablation study on the BACON benchmark (with details in Section 3.3), and the findings, presented in Fig. 3 (b), confirm the benefits of incorporating CLIP and LLaVA into our approach. See Fig. 3 (a) for an illustration of this process.

3.3. Collecting the Dataset and Fine-tuning LLaVA.

Using the above method, we create a dataset called **Enumerate Common Objects in Context (ECO)** consisting of 103k images and BACON-style caption pairs. The 100k train split is first annotated using GPT-4V and BACON prompt and then comprehensively re-annotated by humans to eliminate ambiguities and inaccuracies. The 3k test split, with 27k objects and 148k relationships, is annotated by separately querying each basic element using VLMs, followed by manual verification to ensure utmost accuracy. See details of collecting ECO in Appendix B.

We then fine-tune a 13B LLaVA model on the train set as a specialized captioner, called LLaVA(BACON)-CAPTIONER (see training details in Appendix C.1).

Table 1. **Results of LLaVA(BACON)-CAPTIONER (Ours) on CQA benchmarks (illustrated as Fig. 4).** The fixed QA model is a pre-trained LLaVA-13B (* represents that Qwen-14B is used as the fixed QA model)

Captioner	NLVR2	OK-CQA	CQAv1	CQAv2	NLVR2*
ShareGPT-4V-13B	57.5	55.4	50.7	65.4	56.0
Qwen-VL-max	56.8	52.1	46.0	65.6	55.0
LLaVA-13B	56.3	54.8	50.0	64.1	55.6
Ours	59.1	56.8	52.6	66.4	56.7

Table 2. **Comparison of captioners trained on ECO against those trained on datasets created by other graph-based image captioning methods** reveals that the captioner trained on ECO achieves the best performance, demonstrating that BACON outperforms all competing methods. In these experiments, Qwen-14B is used as the fixed QA model for evaluation.

Datasets	DOCCI	IIW	DenseFusion	Recap	DCI	ECO (ours)
NLVR2	55.81	54.37	54.19	54.22	56.16	56.74
OK-CQA	46.14	44.52	45.08	43.97	44.94	48.49
MMVP	57.00	58.00	56.00	57.00	58.33	59.67

ShareGPT4v	0.625	*	0.375
GPT-4V	0.537	*	0.463
LLaVA	0.654	*	0.346
Qwen-max	0.894	*	0.106

Legend: LLaVA(BACON)-Captioner (light blue), Others (yellow)

Figure 5. **Win rate of pairwise comparisons** between popular VLM-based captioners and LLaVA(BACON)-CAPTIONER.

LLaVA(BACON)-CAPTIONER performs on par with BACON applied to GPT-4V, having similar distributions of the recognized categories, nouns, and verbs, as shown in Fig. A7. Furthermore, the manually calculated precision and recall score (as detailed in Sec. 4.1.3) show LLaVA(BACON)-CAPTIONER achieve 91% of precision score and 90% of recall score of that of BACON applied with GPT-4V. Consequently, LLaVA(BACON)-CAPTIONER is a viable alternative to GPT-4V for producing BACON-style captions. Additionally, LLaVA(BACON)-CAPTIONER can perform useful functions without further fine-tuning, such as interactively modifying the elements of BACON-style captions, transforming ordinary text prompts into BACON-style captions, and planning the locations of all objects.

4. Experiments

In this section, we evaluate the image caption produced by applying BACON by first directly measuring the caption quality and then incorporating the captions to various models and enabling them to accomplish previously unattainable tasks or surpass existing state-of-the-art solutions **without training**. Specifically, we propose a new benchmark

Table 3. **Manually calculated precision & recall scores** of other VLM-based captioners and LLaVA(BACON)-CAPTIONER.

Method	Precision	Recall
LLaVA	36.4±1.5%	59.2±4.7%
ShareGPT-4V	23.2±3.8%	55.3±2.1%
Qwen-VL-max	35.2±5.9%	57.5±2.0%
GTP-4V	21.5±0.7%	70.6±13.4%
LLaVA(BACON)-CAPTIONER	56.2 ± 4.2%	82.8 ± 8.3%
BACON + GPT-4V	61.9 ± 3.6%	92.4 ± 6.8%

adapted from Vision Question Answering (VQA) to directly evaluate the performance of image caption leveraging the advances of Large Language Models, which we introduce in detail in Sec. 4.1. Considering the limiting and space, implementation details and introduction to some experiment settings are placed in Appendix D.

4.1. Evaluating Image Caption Quality

This section employs three distinct evaluation methods to assess the quality of captions produced by BACON. We use LLaVA-13B as our default captioner and denote LLaVA(BACON)-CAPTIONER as its fine-tuned version in ECO. These evaluation tasks include our newly proposed evaluation approach, Caption Question Answering (CQA) in Sec. 4.1.1, and open-vocabulary scene graph generation framework in Sec. 4.1.2, along with comprehensive user studies in Sec. 4.1.3.

4.1.1. Analyzing Quality by Caption Question Answering

Caption Question Answering (CQA) The VQA benchmark is broadly used in evaluating the outputs of VLMs. Yet they are not suitable for evaluating captioner models, as 1) the query in VQA benchmarks is very different from image caption, thus they may hardly indicate the ability of image caption of the captioners; 2) captioner models may sacrifice their general VLM capability to enhance image caption ability. So instead, we remove the image in VQA and replace it with its caption produced by different caption methods. The caption and original query are then sent to a fixed QA model to answer the query purely based on text captions. We call this task the **Caption Question Answering (CQA)** (refer to the illustration in Fig. 4). Since the correctness of CQA is solely determined by the quality of captions generated by captioners, CQA can serve as an effective evaluation tool for captioners.

We compare our model against three advanced VLM-based captioners, namely LLaVA-13B [27], Qwen-VL-max [4], and ShareGPT-4V [7] across four benchmarks: NLVR2 [47], VQAv1 [3], VQAv2 [15], and OK-VQA [32] within the CQA setting. In this paper, we refer to them as CQAv1, CQAv2, and OK-CQA respectively. LLaVA-13B and Qwen-14B [4] are used as the fixed QA model. The results demonstrated in Tab. 1 indicate that our approach exhibits significant advantages, underscoring that

Table 4. **Comparison of open-vocabulary object detection** among ours (LLaVA(BACON)-CAPTIONER + Grounding DINO), Grounding DINO, open-vocabulary object detection models, and grounding caption models on BACON benchmark. We have calculated error bars for models that exhibit randomness.

Method	AP50(↑)	Recall(↑)	mIOU(↑)
OV-DQUO	4.7	10.7	66.5
DE-VIT	19.3	23.8	76.8
Grounding DINO	33.1±2.5	20.2±0.1	75.7±0.1
Next-Chat	29.1±0.1	7.7±0.1	67.1±0.0
Kosmos-2	34.2±4.8	13.3±2.4	76.1±0.4
GLaMM	34.3	19.8	79.6
Ours	37.7 ± 0.9	35.9 ± 0.7	79.9 ± 0.1

Table 5. **Accuracy in depicting objects (A_o) and relationships (A_r) in images generated from text prompts**, as evaluated by human. We compare SDXL enhanced by LLaVA(BACON)-CAPTIONER (ours) with SDXL and DALL-E 3.

Method	SDXL	DALL-E 3	ours
$R_o(\uparrow)$	59.2±4.0%	90.1±4.2%	95.2 ± 1.1%
$R_r(\uparrow)$	41.5±3.5%	71.6±3.4%	76.7 ± 0.9%

LLaVA(BACON)-CAPTIONER generates captions containing much more correct and useful information.

Additionally, we compare the performance of captioners trained on ECO (LLaVA(BACON)-CAPTIONER) with those trained on datasets created by other graph-based image captioning methods mentioned in Sec. 2. In this experiment, we use NLVR2, OK-VQA, and MMVP [50] as benchmarks. All captioners are fine-tuned from the same pre-trained LLaVA-13B model. As a result, the performance of the fine-tuned captioners reflects both the quality of the datasets and the effectiveness of the captioning methods. The results in Tab. 2 show that BACON outperforms all previous graph-based image captioning methods.

4.1.2. Analyzing Object & Relation Accuracy Using Open-Vocabulary Scene Graph Generation

Open-vocabulary scene graph generation (OV-SGG) benchmark can be used to measure the accuracy of object and relation recognition. This is because an image can often be explicitly represented using a scene graph composed of objects and their relationships [17, 18, 21, 29, 55]. OV-SGG benchmarks aim to measure how many correct (subject-predicate-object) triplets can be extracted from images by the evaluated methods. The details of implementing this evaluation are provided in Appendix D.1. We compare the performance of LLaVA(BACON)-CAPTIONER against several specialized SGG methods, including Motifs [58], GPS-Net [26], VCTree [48], PSGTR, PSGFormer [56], and IMP [55], using the widely recognized Visual Genome benchmark [21]. The results in Fig. 6 show that LLaVA(BACON)-CAPTIONER significantly outperforms the previous SGG models, thereby validating the high quality of its output captions.

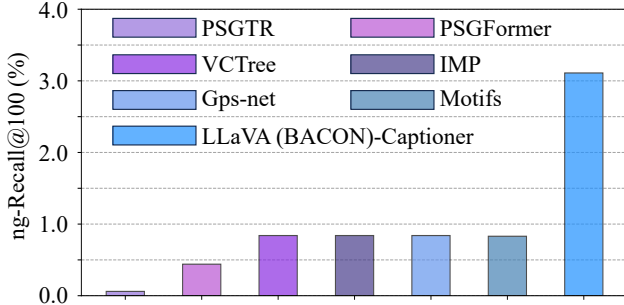


Figure 6. Results of open-vocabulary scene graph generation on VG [21] benchmarks. LLaVA(BACON)-CAPTIONER significantly surpasses multiple previous methods.

4.1.3. Analyzing Precision & Recall Using User Study

We conduct a user preference study to examine the precision and recall score by manual annotation. We compare LLaVA(BACON)-CAPTIONER and BACON implemented on GPT-4V with LLaVA, Qwen-VL-max, ShareGPT-4V, and GPT-4V, by analyzing captions produced for a randomly sampled set of 200 images from the MSCOCO dataset [25]. We engage 10 human annotators for manual labeling. For the precision and recall scores, we first extract all important nouns existing in the captions (see details in Appendix D.2) and then ask annotators to count the number of objects in the image and the number of correct predictions in the extracted nouns. Then, the precision and recall score can be calculated. In the user preference study, annotators select their preferred annotation in pairwise comparisons, ensuring structural aspects are neutralized to prevent any biases. The outcomes, as shown in Fig. 5 and Tab. 3, indicate BACON outperforms all comparisons in general, **notably predicting more correct objects than multiple popular VLMs even containing GPT-4V.**

4.2. Enhancing Models that Lack LLM-based Text Encoders Without Training

For models that lack a LLM-based text encoder, understanding complex image annotations generated by VLMs becomes a particularly challenging task. This highlights the importance of image captions with better clarity. Fortunately, the adaptable structure of BACON-style captions enhances these models’ ability to comprehend complex text and empowers them to perform tasks that were previously beyond their capabilities. In this section, we demonstrate that BACON-style captions provide better clarity by integrating them to assist various models across multiple tasks. These include improving grounding DINO for open-vocabulary object detection (OVD) (Sec. 4.2.1), enhancing LLaVA for region-based question answering in a zero-shot setting (ZS-PointQA and ZS-PointingQA) in Sec. 4.2.2, boosting SDXL for image generation, detailed in



Figure 7. Results of zero-shot open vocabulary object detection. LLaVA(BACON)-CAPTIONER can significantly improve the performance of grounding DINO.

Sec. 4.2.4, and enhancing SAM-2[43] for automated multi-object video tracking while seamlessly extending to the task of dense video captioning, as discussed in Sec. 4.2.3. It is important to emphasize that all experiments in this section are conducted **without any additional training**.

4.2.1. Open-Vocabulary Object Detection

Grounding DINO can process image descriptions to detect mentioned nouns within corresponding images. However, its limited text comprehension often results in the misidentification of irrelevant objects and makes it difficult to distinguish between instances within the same category (as illustrated in Fig. A2). The BACON-style caption mitigates these issues by replacing standard image descriptions with a format that allows Grounding DINO to use item names from the object list as grounding prompts. It can also utilize object descriptions with CLIP [40] to accurately locate target objects, as detailed in Fig. 3.

Evaluation. Traditional evaluation on OVD task typically categorizes the dataset into base and novel classes, training on base classes and evaluating datasets with novel classes. This resembles a zero-shot rather than an open-vocabulary setting, given the finite number of categories (for example, 80 in COCO). To better reflect an open-vocabulary setting, we evaluate the OVD task on the test benchmark of ECO. Instead of using traditional detection metrics (such as AP50, recall, and mIoU) directly, we modified these algorithms to utilize CLIP similarity between predictions and ground truth for label matching. A successful match is established when the similarity exceeds a predefined threshold without requiring complete correspondence between the prediction and ground truth. In addition to OVD methods including OV-DQUO [54] and DE-VIT [60], we also compare the performance with grounding caption models, including GLaMM [42], Kosmos-2 [38], Next-Chat [59].

Results. Results in Tab. 4 show that BACON enhances Grounding DINO to outperform all evaluated methods on the test benchmark of ECO.

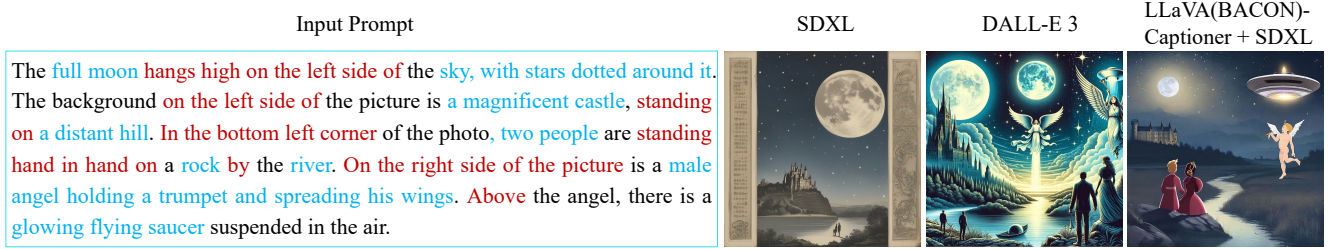


Figure 8. **Comparative examples of image generation** reveal that LLaVA(BACON)-CAPTIONER enhances advanced generative models like SDXL. SDXL and DALL-E 3 struggle with complex text and fail to produce corresponding images. Remarkably, LLaVA(BACON)-CAPTIONER not only elevates SDXL’s image quality but also markedly boosts its comprehension of intricate instructions, enabling it to surpass DALL-E 3 in terms of accurately generating images aligning with textual directives.



Figure 9. **An example of BACON on video captioning**, which includes three components: an overall description, an object list, and their relationships, each dynamically evolving over time. With respect to a prior frame, updates are color-coded: new elements in blue, removed in red, altered in pink, and persistent ones in black. BACON thus adeptly captures the temporal changes and salient details of each video frame, while its structured nature potentially aids in downstream model comprehension.

4.2.2. Zero-Shot Region-based Question Answering

Zero-shot region-based question answering (QA) [30] requires VLMs to answer questions about specific target regions using only the provided image caption, rather than the image itself, as is the case with zero-shot PointQA. Similarly, zero-shot PointingQA [61] tasks VLMs with selecting a relevant region from a set of candidates, again relying solely on the image caption. These tasks are par-

ticularly challenging for VLMs like LLaVA that have not been fine-tuned for such purposes. Fortunately, the BACON-style captions provide a list of objects along with their corresponding regions and detailed descriptions. This information allows us to extract region-relevant descriptions that can effectively address both the zero-shot PointQA and PointingQA tasks. We outline the specific methodology for utilizing BACON-style captions to assist in these tasks in

Appendix D.3. Evaluation. We compare our model with grounding caption models, including GLaMM, Kosmos-2, and Next-Chat, that can simultaneously obtain captions and corresponding object bounding boxes. Specifically, we evaluate the zero-shot PointQA task on LookTwice-QA dataset [30] (as shown in Fig. 10 (a)) and the zero-shot PointingQA task on Visual-7W dataset [61] (as illustrated in Fig. 10 (b)). The results demonstrate that BACON-style captions produced by LLaVA(BACON)-CAPTIONER enable LLaVA to achieve zero-shot region-based QA, a task previously beyond its capabilities while outperforming advanced grounding caption models.

4.2.3. Multi-Object Video Tracking & Dense Captioning

The advanced segmentation model SAM-2 [43] supports stable video tracking and holds significant potential for dense video captioning. However, SAM-2 requires text prompts or indicator points to accurately locate target objects, complicating its direct application in video captioning. Fortunately, the BACON-style caption addresses this gap. Specifically, the BACON-style caption includes an object list that specifies the targets for tracking. Additionally, since each object is associated with a mask, the centroids of these masks can serve as effective indicator points. Finally, BACON-style captions provide the essential descriptions needed to accomplish dense video captioning tasks, which exceed the capabilities of SAM-2. An example illustrated in Fig. 9 demonstrates how this approach efficiently captures the continuity and evolution of video content, resulting in coherent and descriptive narration. Additional examples can be found in Figs. A9 and A10.

4.2.4. Image Generation

Advanced text-to-image generative models like SDXL [39] struggle to follow complex text prompts and accurately generate images. Fortunately, BACON-style caption allows generative models to split the challenge into three easy parts: **1) Step1.** Given a natural prompt for generation, the trained LLaVA(BACON)-CAPTIONER can transform it into the BACON-style caption along with a plan of the positions for all objects (discussed in Appendix C.3). **2) Step2.** Utilizing the background description part and the detailed description of each object in the object list part, SDXL can generate the background and the important objects separately. **3) Step3.** Those generated parts are merged according to the planned positions in step1, and then the final image can be refined by common refine methods such as inpainting [44] and SDEdit [33]. More details can be found in Appendix D.5. **Evaluation.** To quantitatively assess the correlation between the text prompts and the generated images, we conduct a user study involving 10 human annotators and 100 samples. They are required to first annotate the significant objects and relationships mentioned in the text prompts and then count the number of cor-

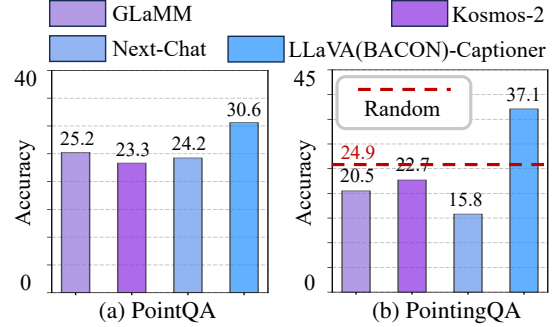


Figure 10. **Comparison on (a) PointQA and (b) PointingQA** between LLaVA(BACON)-CAPTIONER and baselines.

rectly generated ones in the images. Thus we can compute the recall metrics for objects (R_o) and relationships (R_r). As detailed in Tab. 5, the results demonstrate that BACON-style caption significantly enhances SDXL’s ability to understand and follow complex prompts. Remarkably, it enables SDXL to surpass DALL-E 3 in faithfully reproducing the details specified in the text descriptions. This conclusion can be further supported by the quantitative examples shown in Fig. 8 (more instances available in Fig. A13).

5. Conclusion

In this paper, we introduce BACON to significantly enhance the clarity of image captioning. This approach enables models that lack LLM-based text encoders to comprehend complex texts by deconstructing intricate annotations into fundamental elements and organizing them in a graph structure. Utilizing BACON, we construct a dataset at a scale of 100,000 samples. A captioner is then trained on this dataset, showcasing multiple highly valuable capabilities. Extensive experiments demonstrate that our method not only offers significantly improved clarity but also achieves superior quality, as evaluated across various benchmarks, including our newly proposed CQA benchmark.

6. Limitations

Despite extensive experiments demonstrating the advantages of BACON, some limitations remain. First, our data collection process relies heavily on manual annotations for correction, as there is currently no fully automated method available to ensure reliability. Second, due to resource constraints, we did not utilize more complex network architectures or larger datasets, resulting in insufficient grounding ability of LLaVA(BACON)-CAPTIONER. Thus, it remains necessary to use GroundingDINO to obtain accurate bounding boxes.

References

- [1] Peter Anderson, Basura Fernando, Mark Johnson, and Stephen Gould. Spice: Semantic propositional image caption evaluation. In *ECCV*, 2016. 2
- [2] Peter Anderson, Xiaodong He, Chris Buehler, Damien Teney, Mark Johnson, Stephen Gould, and Lei Zhang. Bottom-up and top-down attention for image captioning and visual question answering. In *CVPR*, 2018. 2
- [3] Stanislaw Antol, Aishwarya Agrawal, Jiasen Lu, Margaret Mitchell, Dhruv Batra, C Lawrence Zitnick, and Devi Parikh. VQA: Visual question answering. In *ICCV*, 2015. 5
- [4] Jinze Bai, Shuai Bai, Shusheng Yang, Shijie Wang, Sinan Tan, Peng Wang, Junyang Lin, Chang Zhou, and Jingren Zhou. Qwen-VL: A frontier large vision-language model with versatile abilities. *arXiv preprint arXiv:2308.12966*, 2023. 1, 2, 5
- [5] James Betker, Gabriel Goh, Li Jing, Tim Brooks, Jianfeng Wang, Linjie Li, Long Ouyang, Juntang Zhuang, Joyce Lee, Yufei Guo, et al. Improving image generation with better captions. *Computer Science*. <https://cdn.openai.com/papers/dall-e-3.pdf>, 2023. 1
- [6] Tom Brown, Benjamin Mann, Nick Ryder, Melanie Subbiah, Jared D Kaplan, Prafulla Dhariwal, Arvind Neelakantan, Pranav Shyam, Girish Sastry, Amanda Askell, et al. Language models are few-shot learners. *NeurIPS*, 2020. 2, 4
- [7] Lin Chen, Jisong Li, Xiaoyi Dong, Pan Zhang, Conghui He, Jiaqi Wang, Feng Zhao, and Dahua Lin. ShareGPT4V: Improving large multi-modal models with better captions. *arXiv preprint arXiv:2311.12793*, 2023. 5
- [8] Xi Chen, Lianghua Huang, Yu Liu, Yujun Shen, Deli Zhao, and Hengshuang Zhao. Anydoor: Zero-shot object-level image customization. In *CVPR*, 2024. 20
- [9] Zhe Chen, Jiannan Wu, Wenhai Wang, Weijie Su, Guo Chen, Sen Xing, Zhong Muyan, Qinglong Zhang, Xizhou Zhu, Lewei Lu, et al. InternVL: Scaling up vision foundation models and aligning for generic visual-linguistic tasks. *arXiv preprint arXiv:2312.14238*, 2023. 1, 2
- [10] Michael Denkowski and Alon Lavie. Meteor universal: Language specific translation evaluation for any target language. In *Proceedings of the ninth workshop on statistical machine translation*, 2014. 2
- [11] George R Doddington, Alexis Mitchell, Mark A Przybocki, Lance A Ramshaw, Stephanie M Strassel, and Ralph M Weischedel. The automatic content extraction (ace) program-tasks, data, and evaluation. In *Lrec*, 2004. 3
- [12] Alexey Dosovitskiy. An image is worth 16x16 words: Transformers for image recognition at scale. *arXiv preprint arXiv:2010.11929*, 2020. 2
- [13] Weixi Feng, Wanrong Zhu, Tsu-jui Fu, Varun Jampani, Arjun Akula, Xuehai He, Sugato Basu, Xin Eric Wang, and William Yang Wang. Layoutgpt: Compositional visual planning and generation with large language models. *NeurIPS*, 2024. 17
- [14] Roopal Garg, Andrea Burns, Burcu Karagol Ayan, Yonatan Bitton, Ceslee Montgomery, Yasumasa Onoe, Andrew Bunner, Ranjay Krishna, Jason Baldridge, and Radu Soricut. Imageinwords: Unlocking hyper-detailed image descriptions. *arXiv preprint arXiv:2405.02793*, 2024. 3
- [15] Yash Goyal, Tejas Khot, Douglas Summers-Stay, Dhruv Batra, and Devi Parikh. Making the V in VQA matter: Evaluating the role of image understanding in visual question answering. In *CVPR*, 2017. 5
- [16] Edward J Hu, Yelong Shen, Phillip Wallis, Zeyuan Allen-Zhu, Yuanzhi Li, Shean Wang, Lu Wang, and Weizhu Chen. Lora: Low-rank adaptation of large language models. *arXiv preprint arXiv:2106.09685*, 2021. 16
- [17] Justin Johnson, Ranjay Krishna, Michael Stark, Li-Jia Li, David Shamma, Michael Bernstein, and Li Fei-Fei. Image retrieval using scene graphs. In *CVPR*, 2015. 3, 5
- [18] Justin Johnson, Agrim Gupta, and Li Fei-Fei. Image generation from scene graphs. In *CVPR*, 2018. 3, 5
- [19] Sahar Kazemzadeh, Vicente Ordonez, Mark Matten, and Tamara Berg. Referitgame: Referring to objects in photographs of natural scenes. In *Proceedings of the 2014 conference on empirical methods in natural language processing (EMNLP)*, pages 787–798, 2014. 2
- [20] Alexander Kirillov, Eric Mintun, Nikhila Ravi, Hanzi Mao, Chloe Rolland, Laura Gustafson, Tete Xiao, Spencer Whitehead, Alexander C Berg, Wan-Yen Lo, et al. Segment anything. *arXiv preprint arXiv:2304.02643*, 2023. 15, 16, 20
- [21] Ranjay Krishna, Yuke Zhu, Oliver Groth, Justin Johnson, Kenji Hata, Joshua Kravitz, Stephanie Chen, Yannis Kalantidis, Li-Jia Li, David A Shamma, et al. Visual genome: Connecting language and vision using crowdsourced dense image annotations. *IJCV*, 2017. 3, 5, 6, 18
- [22] Bo Li, Hao Zhang, Kaichen Zhang, Dong Guo, Yuanhan Zhang, Renrui Zhang, Feng Li, Ziwei Liu, and Chunyuan Li. Llava-next: What else influences visual instruction tuning beyond data, 2024. 3
- [23] Xiaotong Li, Fan Zhang, Haiwen Diao, Yuezhe Wang, Xinlong Wang, and LINGYU DUAN. Densefusion-1m: Merging vision experts for comprehensive multimodal perception. *NeurIPS*, 2024. 3
- [24] Chin-Yew Lin. Rouge: A package for automatic evaluation of summaries. In *Text summarization branches out*, 2004. 2
- [25] Tsung-Yi Lin, Michael Maire, Serge Belongie, James Hays, Pietro Perona, Deva Ramanan, Piotr Dollár, and C Lawrence Zitnick. Microsoft COCO: Common objects in context. In *ECCV*, 2014. 2, 6, 14, 17
- [26] Xin Lin, Changxing Ding, Jinquan Zeng, and Dacheng Tao. GPS-Net: Graph property sensing network for scene graph generation. In *CVPR*, 2020. 5
- [27] Haotian Liu, Chunyuan Li, Qingyang Wu, and Yong Jae Lee. Visual instruction tuning. *NeurIPS*, 2023. 1, 2, 5
- [28] Shilong Liu, Zhaoyang Zeng, Tianhe Ren, Feng Li, Hao Zhang, Jie Yang, Chunyuan Li, Jianwei Yang, Hang Su, Jun Zhu, et al. Grounding Dino: Marrying Dino with grounded pre-training for open-set object detection. *arXiv preprint arXiv:2303.05499*, 2023. 1, 2
- [29] Cewu Lu, Ranjay Krishna, Michael Bernstein, and Li Fei-Fei. Visual relationship detection with language priors. In *ECCV*, 2016. 3, 5

- [30] Arjun Mani, Nobline Yoo, Will Hinthorn, and Olga Russakovsky. Point and ask: Incorporating pointing into visual question answering. *arXiv preprint arXiv:2011.13681*, 2020. 7, 8
- [31] Junhua Mao, Jonathan Huang, Alexander Toshev, Oana Camburu, Alan L Yuille, and Kevin Murphy. Generation and comprehension of unambiguous object descriptions. In *CVPR*, 2016. 2
- [32] Kenneth Marino, Mohammad Rastegari, Ali Farhadi, and Roozbeh Mottaghi. OK-VQA: A visual question answering benchmark requiring external knowledge. In *CVPR*, 2019. 5
- [33] Chenlin Meng, Yutong He, Yang Song, Jiaming Song, Jiajun Wu, Jun-Yan Zhu, and Stefano Ermon. SDEdit: Guided image synthesis and editing with stochastic differential equations. *arXiv preprint arXiv:2108.01073*, 2021. 8, 20
- [34] George A Miller. Wordnet: a lexical database for english. *Communications of the ACM*, 1995. 3
- [35] Yasumasa Onoe, Sunayana Rane, Zachary Berger, Yonatan Bitton, Jaemin Cho, Roopal Garg, Alexander Ku, Zarana Parekh, Jordi Pont-Tuset, Garrett Tanzer, et al. Docci: Descriptions of connected and contrasting images. In *ECCV*. Springer, 2024. 3
- [36] OpenAI. GPT-4V(ision) technical work and authors. 2023. <https://openai.com/contributions/gpt-4v/>. 1, 2
- [37] Kishore Papineni, Salim Roukos, Todd Ward, and Wei-Jing Zhu. Bleu: a method for automatic evaluation of machine translation. 2002. 2
- [38] Zhiliang Peng, Wenhui Wang, Li Dong, Yaru Hao, Shaohan Huang, Shuming Ma, Qixiang Ye, and Furu Wei. Grounding multimodal large language models to the world. In *ICLR*, 2023. 6
- [39] Dustin Podell, Zion English, Kyle Lacey, Andreas Blattmann, Tim Dockhorn, Jonas Müller, Joe Penna, and Robin Rombach. SDXL: Improving latent diffusion models for high-resolution image synthesis. *arXiv preprint arXiv:2307.01952*, 2023. 1, 2, 8
- [40] Alec Radford, Jong Wook Kim, Chris Hallacy, Aditya Ramesh, Gabriel Goh, Sandhini Agarwal, Girish Sastry, Amanda Askell, Pamela Mishkin, Jack Clark, et al. Learning transferable visual models from natural language supervision. 2021. 6, 18
- [41] Colin Raffel, Noam Shazeer, Adam Roberts, Katherine Lee, Sharan Narang, Michael Matena, Yanqi Zhou, Wei Li, and Peter J Liu. Exploring the limits of transfer learning with a unified text-to-text transformer. 2020. 14, 19
- [42] Hanoona Rasheed, Muhammad Maaz, Sahal Shaji, Abdelrahman Shaker, Salman Khan, Hisham Cholakkal, Rao M Anwer, Erix Xing, Ming-Hsuan Yang, and Fahad S Khan. Glamm: Pixel grounding large multimodal model. *CVPR*, 2024. 6
- [43] Nikhila Ravi, Valentin Gabeur, Yuan-Ting Hu, Ronghang Hu, Chaitanya Ryali, Tengyu Ma, Haitham Khedr, Roman Rädle, Chloe Rolland, Laura Gustafson, et al. Sam 2: Segment anything in images and videos. *arXiv preprint arXiv:2408.00714*, 2024. 2, 6, 8
- [44] Robin Rombach, Andreas Blattmann, Dominik Lorenz, Patrick Esser, and Björn Ommer. High-resolution image synthesis with latent diffusion models. In *CVPR*, 2022. 8, 20
- [45] Vishnu Sarukkai, Linden Li, Arden Ma, Christopher Ré, and Kayvon Fatahalian. Collage diffusion. pages 4208–4217, 2024. 20
- [46] Piyush Sharma, Nan Ding, Sebastian Goodman, and Radu Soricut. Conceptual captions: A cleaned, hypernymed, image alt-text dataset for automatic image captioning. In *Proceedings of the 56th Annual Meeting of the Association for Computational Linguistics*, 2018. 2
- [47] Alane Suhr, Stephanie Zhou, Ally Zhang, Iris Zhang, Hua-jun Bai, and Yoav Artzi. A corpus for reasoning about natural language grounded in photographs. *arXiv preprint arXiv:1811.00491*, 2018. 5
- [48] Kaihua Tang, Hanwang Zhang, Baoyuan Wu, Wenhan Luo, and Wei Liu. Learning to compose dynamic tree structures for visual contexts. In *CVPR*, 2019. 5
- [49] Gemini Team, Rohan Anil, Sebastian Borgeaud, Yonghui Wu, Jean-Baptiste Alayrac, Jiahui Yu, Radu Soricut, Johan Schalkwyk, Andrew M Dai, Anja Hauth, et al. Gemini: a family of highly capable multimodal models. *arXiv preprint arXiv:2312.11805*, 2023. 2
- [50] Shengbang Tong, Zhuang Liu, Yuexiang Zhai, Yi Ma, Yann LeCun, and Saining Xie. Eyes wide shut? exploring the visual shortcomings of multimodal llms. In *CVPR*, 2024. 5
- [51] Jack Urbanek, Florian Bordes, Pietro Astolfi, Mary Williamson, Vasu Sharma, and Adriana Romero-Soriano. A picture is worth more than 77 text tokens: Evaluating clip-style models on dense captions. In *CVPR*, 2024. 3
- [52] Ramakrishna Vedantam, C Lawrence Zitnick, and Devi Parikh. Cider: Consensus-based image description evaluation. In *CVPR*, 2015. 2
- [53] Oriol Vinyals, Alexander Toshev, Samy Bengio, and Dumitru Erhan. Show and tell: A neural image caption generator. In *CVPR*, 2015. 2
- [54] Junjie Wang, Bin Chen, Bin Kang, Yulin Li, YiChi Chen, Weizhi Xian, and Huifeng Chang. Ov-dquo: Open-vocabulary detr with denoising text query training and open-world unknown objects supervision. *arXiv preprint arXiv:2405.17913*, 2024. 6
- [55] Danfei Xu, Yuke Zhu, Christopher B Choy, and Li Fei-Fei. Scene graph generation by iterative message passing. In *CVPR*, pages 5410–5419, 2017. 3, 5
- [56] Jingkan Yang, Yi Zhe Ang, Zujin Guo, Kaiyang Zhou, Wayne Zhang, and Ziwei Liu. Panoptic scene graph generation. In *ECCV*, 2022. 5
- [57] Peter Young, Alice Lai, Micah Hodosh, and Julia Hockenmaier. From image descriptions to visual denotations: New similarity metrics for semantic inference over event descriptions. *Transactions of the Association for Computational Linguistics*, 2014. 2
- [58] Rowan Zellers, Mark Yatskar, Sam Thomson, and Yejin Choi. Neural motifs: Scene graph parsing with global context. In *CVPR*, pages 5831–5840, 2018. 5
- [59] Ao Zhang, Liming Zhao, Chen-Wei Xie, Yun Zheng, Wei Ji, and Tat-Seng Chua. Next-chat: An LLM for chat, detection

and segmentation. *arXiv preprint arXiv:2311.04498*, 2023. [6](#)

- [60] Xinyu Zhang, Yuting Wang, and Abdeslam Boularias. Detect everything with few examples. *arXiv preprint arXiv:2309.12969*, 2024. [6](#)
- [61] Yuke Zhu, Oliver Groth, Michael Bernstein, and Li Fei-Fei. Visual7w: Grounded question answering in images. In *CVPR*, 2016. [7](#), [8](#)

Appendix

Overview

The supplementary materials consist of four sections:

- **The first section is the details of BACON** (see Appendix A), which provides additional details about the implementation of BACON, accompanied by a complete example. The implementation of BACON comprises three parts:
 - We introduce the VLM-readable string format mentioned in Sec. 3.2 (see Appendix A.1.1).
 - We introduce the specific approach to applying in-context learning (ICL) (see Appendix A.1.2)
 - We discuss how BACON-style captions facilitate integration with Grounding DINO to add grounding capability (see Appendix A.1.3).
 - We provide detailed numerical experiments to show why VLM prefers element-wise outputs (see Appendix A.1.4)
- **The second section covers the details of dataset construction** (see Appendix B).
- **The third section focuses on LLAVA(BACON)-CAPTIONER** (see Appendix C), including three parts:
 - We provide the training details of LLAVA(BACON)-CAPTIONER (see Appendix C.1)
 - We compare the output distribution of LLAVA(BACON)-CAPTIONER and GPT-4V, demonstrating that LLAVA(BACON)-CAPTIONER can effectively replace GPT-4V to generate BACON-style captions (see Appendix C.2)
 - We highlight the interesting capabilities of LLAVA(BACON)-CAPTIONER beyond generating BACON-style captions, such as interactively editing BACON-style captions, converting ordinary captions into BACON-style, and arranging bounding boxes for all objects.(see Appendix C.3)
- **The final section presents additional experimental details** (see Appendix D), including five parts:
 - We provide additional details of the evaluation of LLAVA(BACON)-CAPTIONER on the open-vocabulary scene graph generation benchmark, with descriptions of the dataset and evaluation metrics (see Appendix D.1)
 - We provide more details about the user study, which explains how to extract important object nouns from the captions during the user study (see Appendix D.2)
 - We outline how BACON-style captions assist LLaVA in zero-shot region-based question answering (see Appendix D.3)
 - We provide methodological specifics for using BACON-style captions with SAM-2 for dense video captioning, along with more examples (see Appendix D.4)
 - We describe how BACON-style captions help SDXL

with image generation, accompanied by additional examples. (see Appendix D.5)

- We additionally provide the experiments on BACON-style captions enhancing the multi-modal understanding capabilities of VLMs. (see Appendix D.6)

A. Details of BACON

In this section, we begin by providing comprehensive details about the implementation of BACON in Appendix A.1. This encompasses a thorough explanation of the VLM-readable string format mentioned in Sec. 3.2, details on the application of ICL techniques, and additional details on using Grounding DINO to obtain bounding boxes within the BACON-style captions. Lastly, we present a complete example of BACON-style caption that was omitted from the main paper to save space.

A.1. Detailed method of implementing BACON

A.1.1. The VLM-readable string format

As discussed in Sec. 3.2, we convert the BACON-style caption into a VLM-readable string format to enable VLM generation. In this section, we introduce the string format, with an example illustrated in Fig. A1. This format is designed by sequentially concatenating all basic elements and separating them with special symbols. Specifically, we denote main titles with %% and subtitles with &&. When listing objects, we enclose additional details such as category, description, and color in parentheses (), with each detail separated by a semicolon ”;”. The name of an object is marked with <>. In describing relationships, we use <> to indicate objects and [] for the predicate. Furthermore, we use <> to highlight important objects within the context, which serves multiple purposes. One of its functions is to post-process the output from GPT-4V, allowing us to remove foreground information from the background description by deleting sentences where the foreground objects appear, or conversely, eliminating background information from the foreground description. By utilizing these special symbols to separate different sections, we can effortlessly organize the VLM output into a BACON-style caption using regular expressions.

A.1.2. The details of implementing ICL technique

As discussed in Sec. 3.2, we implemented the ICL technique to guide VLMs in responding with the desired string format outlined in Appendix A.1.1. In practice, we discovered that GPT-4V does not require an extensive array of examples to understand the required format. Instead, incorporating just a few strategically chosen key examples within the instruction is sufficient. This approach allows us to process ICL within a single conversation, significantly reducing the costs associated with implementing BACON on the expensive GPT-4V. The final instruction is illustrated



Figure A1. An example of the VLM-readable string format.

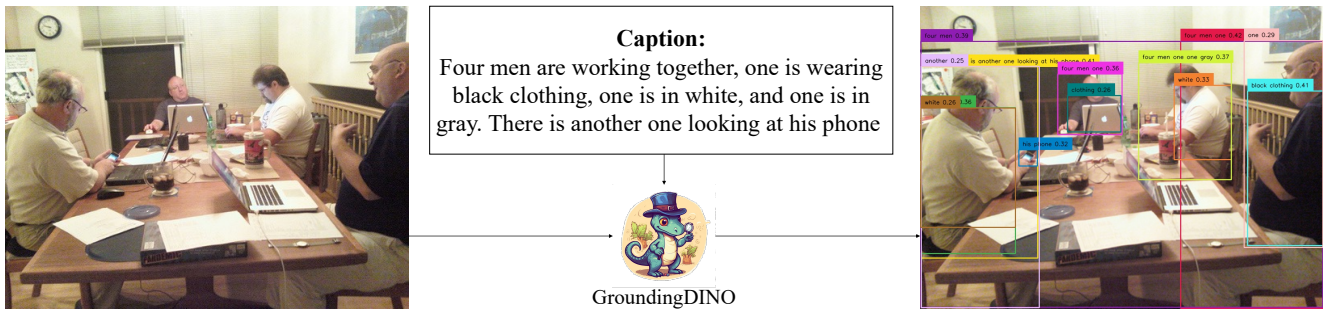


Figure A2. An example of Grounding DINO performing the object detection task illustrates its struggles with ambiguous labels and challenges in differentiating between individuals within the same category.

in Fig. A3, where we have highlighted the crucial examples in orange. Among the provided examples, some are specific while others are more general. We observed that general examples are particularly effective for straightforward structural elements. For instance, brief notations like 'lines 3-4' or 'lines 6-7' sufficiently illustrate the use of special symbols within a section, eliminating the necessity for expansive examples. In lines 16-17, we provide a general example that effectively clarifies the structure of each object, greatly reducing errors made by GPT-4V. To simplify the grasping of object details, we utilized a general example in lines 18-19, which proves adequate for generating simple sentences. Similarly, in lines 21-22, a general example suffices to guide GPT-4V on the fundamental pattern for depicting relationships. Lastly, the general example presented

in lines 22-23 helps to prevent GPT-4V from erroneously generating two-way relationship pairs.

However, our stringent requirements concerning content and structure pose significant challenges, even for GPT-4V. As a result, it occasionally makes mistakes, such as omitting special symbols, even when general examples are provided. This highlights the necessity of including specific examples to ensure that GPT-4V accurately comprehends the required structure. For instance, when it comes to numbering items within the same category, we introduced a specific example in lines 11-12. Without this explicit reference, GPT-4V tends to overlook numbering, despite our earlier instructions in lines 10-11. Additionally, we noticed that while GPT-4V performs well with the format of the first section, it often falters in the second and third parts, complicating the

transformation of data into a dictionary format. By offering just one clear example in lines 26-45 for these sections, we significantly increase the likelihood that GPT-4V will generate the correct structure. The implementation of the ICL technique has effectively ensured that nearly all of the 100,000 data entries we’ve collected are formatted correctly and can be seamlessly translated into a dictionary format.

A.1.3. Why BACON enables the introduction of Grounding DINO to add grounding capability

As discussed in Sec. 3.2 and Sec. 4.2.1, Grounding DINO is the leading grounding model, but it faces some issues. 1) First, it lacks the ability to understand long and complex sentences, resulting in its inability to accept more than a single noun as input. When the input is an image description, Grounding DINO struggles to extract nouns, which can lead to bizarre labels. For example, as illustrated in Fig. A2, Grounding DINO produces ambiguous labels such as “one,” “four men one gray,” and “another.” 2) The second issue, which is more significant, is Grounding DINO’s difficulty in differentiating between individuals of the same category. As shown in Fig. A2, while Grounding DINO correctly identifies four people, it remains challenging to determine which individual corresponds to each bounding box, often resulting in vague labels like “four men one.”

Fortunately, the structured format of BACON-style captions enables Grounding DINO to overcome these two challenges. For the first issue, BACON-style captions provide an accurate and comprehensive object list that serves as a reliable source of nouns. Regarding the second issue, as introduced in Fig. 3, by leveraging the list of objects provided by BACON-style captions, along with detailed descriptions for each object, it becomes possible to utilize CLIP to make precise distinctions among different individuals sharing the same category label.

A.1.4. Numerical experiments of why VLMs may prefer element-wise outputs.

As discussed in Sec. 3.1, VLMs may prefer element-wise outputs for two reasons: 1) stronger attention maps of output tokens corresponding to specific image regions, and 2) higher semantic consistency scores in outputs with repeated requests. In this section, we present detailed numerical experiments, with the results illustrated in Fig. 2.

Numerical experiments. We conduct numerical experiments to show these two key insights. Specifically, we compare a commonly used image captioning prompt, “Please describe this image in detail.”, with several questions targeting basic elements, including “Please list all objects in this image.”, “Please describe the object name in detail.”, and “What is the color information of object name?”. We randomly select 1,000 images from the MSCOCO dataset [25] and

ask LLaVA these four questions, repeating each one 10 times with different random seeds. We then calculate the mean values of attention maps in the target regions and the semantic consistency scores.

For attention analysis, we extract objects and their corresponding target regions (segmentation masks) from the MSCOCO dataset annotations. For each object, we calculate the mean values of their attention maps within the target region across all output tokens. We then use the maximum value among all tokens as the final score for that object. As shown in Fig. 2 (b), the questions targeting basic elements yield more pronounced attention maps compared to the standard prompt for description, indicating VLMs understand their meaning more firmly.

For the semantic consistency analysis, we compute the similarity evaluated by T5 [41] of answer sub-sentences among n independent repetitions of question-answering. For each answer $a_i, 1 \leq i \leq n$, we split it into k_i sub-sentences based on punctuations. We then compute the semantic consistency score between a_i and a_j by $S(a_i, a_j) = \frac{1}{2}(F(a_i|a_j) + F(a_j|a_i))$, where $F(a_i|a_j) = \sum_{m=1}^{k_i} s(a_i^m, a_j)$. Here, $s(a_i^m, a_j)$ is defined as

$$s(a_i^m, a_j) = \begin{cases} 1 & \text{if } \max_{1 \leq n \leq k_j} \frac{\langle T5(a_i^m), T5(a_j^n) \rangle}{\|T5(a_i^m)\|_2 \|T5(a_j^n)\|_2} \geq \rho \\ 0 & \text{else} \end{cases} \quad (A1)$$

where ρ is a threshold. $s(a_i^m, a_j) = 1$ indicates that a similar sub-sentence of a_i^m can be found in a_j . As illustrated in Fig. 2 (c), the three questions targeting basic elements exhibit much higher semantic consistency scores than the normal request for image description, meaning that the VLMs are very confident and clear in what the answers should be.

A.2. Complete examples of BACON-style captions

We provide a complete example of BACON-style caption in Fig. A4

B. Detailed method of building ECO

B.1. Detailed method of building the training set

The structure of BACON-style captions significantly streamlines the workload of annotation during the training data collection process. By breaking down complex descriptions into basic elements, many of which require annotators to simply make a straightforward right-or-wrong judgment, the task becomes highly manageable. For larger segments of information, such as background or foreground descriptions, annotators are instructed to independently assess whether each sentence accurately reflects the image. Additionally, they are asked to identify and add any objects missed by GPT-4V. The design of our structure for object

1 Hello, I would like to ask for your help in describing an image. Please note that I would like the description to be as detailed as possible. Please strictly respond
2 following my instructions and do not print any redundant words.

3 This description needs to include three parts. The title of each part should be “%%Part1: Overall description%%”, “%%Part2: List of objects%%”, and “%%Part3:
4 Relationships%%”. All important nouns in your response have to be bounded by ‘<’ and ‘>’!

5 The first part is an overall description of the image. Your answer to this part should consist of three parts, one sentence to describe the style of the image, one
6 sentence to describe the theme of the image, and several sentences to describe the image. The titles of these parts are ‘&&Part1.1: Style&&’, ‘&&Part1.2:
7 Theme&&’, ‘&&Part1.3: Global description of background&&’, ‘Part1.4: Global description of foreground&&’. The global description should be as detailed as
8 possible and at least 150 words in total. If there is text content in the image, you can also describe the text, which should be bound by quotation marks. All
9 important nouns in your response have to be bounded by ‘<’ and ‘>’!

10 The second part is to list all the objects in the image, as many as possible, in order of importance. Note that any object should not be a part of other objects. Note
11 that the listed object should not be the plural. If there are multiple individuals of the same category of objects, please list them separately. For example, if there
12 are three apples in the picture, they should be listed as ‘Apple 1,’ ‘Apple 2,’ and ‘Apple 3,’ respectively. Additionally, the objects should be classified into two
13 categories: living and inanimate objects. Living refers to creatures such as humans, cats, dogs, and plants, while other lifeless objects belong to the category of
14 inanimate objects. Finally, each object should have a very detailed description, with more important objects receiving more detailed descriptions. Each
15 description should be at least 30 words and the important nouns in it have to be bounded by ‘<’ and ‘>’. You should also identify whether this object belongs to
16 the foreground or background. You should additionally provide a sentence to describe the color information of the object. Therefore, the format for listing each
17 object should be ‘Object Name (Category (Living/Inanimate); foreground/background; Description; Color information)’. Specifically, the detailed description of
18 an object should focus on its part and its action. All descriptions should be in the forms of, object’s + part + verb + object/adjective or object + is + present
19 participle. The description should be detailed as well as possible, and try to describe all parts of this object. You should specifically notice if there is a sky, tree,
20 sun, or other object in the background of the environment. All important nouns in your response have to be bounded by ‘<’ and ‘>’!

21 The third part is to describe the relationships between all the objects in pairs. Please list them one by one. Additionally, please describe the relationship between
22 object A and object B in the format of ‘Object A’ + ‘Action’ + ‘Object B’. Please don’t print the same relation twice. For example, if there is “A relation B”, you
23 shouldn’t print ‘B relation A’ again. All important nouns in your response have to be bounded by ‘<’ and ‘>’!

24 I will provide you with an example of the last two parts of a description to show you the desired format. You should only focus on the format of this example
25 instead of the content of it. You should use the same format to respond.

26 “%%Part2: List of objects%%
27 <Woman> (Living; foreground; The <woman>’s <hair> is bundled in a <scarf>. Her <torso> is covered with a <black shirt>. Her <lower body> is clad in <blue
28 jeans>. Her <legs> move through the <water>. Her <right hand> holds a pair of <shoes>; Color information: <black> shirt, <blue> jeans, <orange> scarf.)
29 <Water> (Inanimate; foreground/background; The <water> floods the <street>, reflecting the <sky> and <surrounding objects>; Color information: <murky
30 blue-grey>.)
31 <Building 1> (Inanimate; background; The <building> has a <façade> with <doors> and <windows>, showing signs of <water damage>; Color information:
32 <pale yellow>.)
33 <Building 2> (Inanimate; background; This <building> is similar to <Building 1> but with a <red> roof visible above the <flood>; Color information: <light
34 orange> walls, <red> roof.)
35 <Vehicle 1> (Inanimate; background; A <vehicle> is partially submerged, showing only the <roof> and <upper parts>; Color information: <white>.)
36 <Vehicle 2> (Inanimate; background; Another <vehicle>, also partially submerged, with a <visible logo>; Color information: <silver>.)
37 <Sky> (Inanimate; background; The <sky> is filled with <clouds>, implying recent or ongoing <precipitation>; Color information: <gray>.)
38 %%Part3: Relationships%%
39 <Woman> [is walking through] <Water>.
40 <Woman> [is moving away from] <Camera>.
41 <Water> [reflects] <Sky>.
42 <Water> [surrounds] <Vehicles>.
43 <Buildings> [line] <Street>.
44 <Vehicle 1> [is submerged by] <Water>.
45 <Vehicle 2> [is submerged by] <Water>.

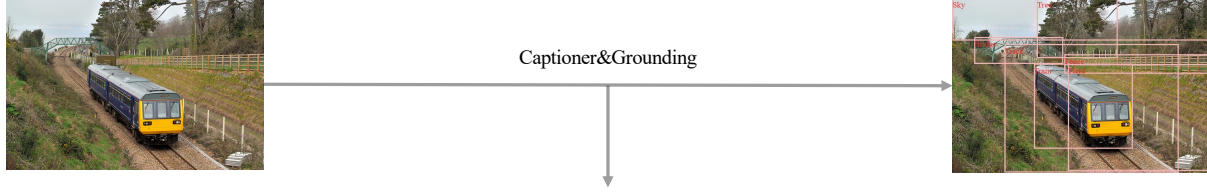
Figure A3. **The instruction** for GPT-4V to obtain the BACON-style caption from an image. We highlight the parts involving specific examples in orange.

descriptions further aids annotators by simplifying the annotation process; they only need to fill in the corresponding information according to the established format.

B.2. Detailed method of building the test set

Despite the impressive capabilities of GPT-4V, it may occasionally overlook objects. To achieve maximum accuracy, we employ an entirely different pipeline that involves separately querying each basic element to create the test set for ECO. This method comprises five distinct steps: 1) The Segment anything (SAM) [20] model segments all com-

ponents within the image, helping to prevent the omission of objects. 2) VLMs identify the names of objects in the masked image obtained from the first step. 3) Using the names identified in the second step, VLMs annotate each object in detail. 4) VLMs generate an overall description of the image based on the list of objects derived from the above steps. 5) Images created by randomly pairing two masked images from the first step are fed to the VLMs to identify the relationship between the two objects in the selected masked images. Annotators are involved in steps 2 through 5. In Step 2, they are responsible for correcting



Overall description:

Style: 'The image is a photograph with a realistic style.'

Theme: 'The theme of the image is transportation, specifically a train traveling through a rural landscape.'

Background description: 'The background of the image features a rural landscape with elements of nature and infrastructure. There is a bridge with green metal railings crossing over the train tracks. Beyond the bridge, a fence made of wooden posts and rails encloses a field. The field appears to be grassy with some patches of bare earth. The sky is overcast, with a pale, diffused light suggesting an overcast or cloudy day.'

Foreground description: 'In the foreground, a train is captured in motion on the tracks. The train is painted in a blue and yellow color scheme. The train has multiple carriages, and the windows reflect the surrounding environment. The tracks are made of steel rails with wooden sleepers, and they run parallel to a grassy embankment on the left side of the image.'

Object list:

- Train:** Category: inanimate, foreground
Description: 'The train's body is long and sleek, with windows lined along its side. The front car has a curved nose with a destination sign and headlights. The train is composed of several carriages connected together.'
Color: blue and yellow
Position: [200, 160, 441, 367]
- Track:** Category: inanimate, foreground
Description: 'The track consists of parallel steel rails supported by wooden sleepers. It stretches into the distance, guiding the train.'
Color: rusty brown rails, brown sleepers
Position: [128, 112, 553, 425]
- Bridge:** Category: inanimate, background
Description: 'The bridge spans over the tracks with a structure made of metal beams and railings. It appears functional and unadorned.'
Color: Description railings
Position: [54, 95, 271, 160]
- Fence:** Category: inanimate, background
Description: 'The fence is constructed of wooden posts and rails, enclosing the field and providing a boundary.'
Color: natural wood tone
Position: [274, 137, 638, 184]
- Field:** Category: inanimate, background
Description: 'The field is predominantly grass-covered, with some areas of bare soil. It is bordered by the fence and trees.'
Color: green grass, brown soil
Position: [283, 161, 638, 421]
- Tree:** Category: inanimate, background
Description: 'The trees have bare branches, indicating a lack of leaves which could suggest a seasonal change.'
Color: dark brown branches
Position: [207, 0, 404, 146]
- Sky:** Category: inanimate, background
Description: 'The sky is overcast, with a uniform light grey color, suggesting cloudy weather.'
Color: light grey
Position: [1, 0, 636, 103]

Relationship:

- <Train,Track>: 'is traveling on'
- <Train,Bridge>: 'is passing under'
- <Bridge,Track>: 'spans over'
- <Fence,Field>: 'encloses'
- <Field,Tree>: 'is bordered by'
- <Field,Fence>: 'is bordered by'
- <Tree,Field>: 'is standing in'

Figure A4. A complete example of BACON-style caption.

the results returned by the VLMs to accurately identify the object names given the masked images. In Steps 3 and 4, annotators are tasked with verifying the accuracy of each generated sentence. They do not need to add objects, as the Segment Anything (SAM) [20] ensures that there are no omissions. In Step 5, annotators must assess whether the identified relationships are correct and add any significant relationships that may have been overlooked by the VLMs.

C. Details of LLAVA(BACON)-CAPTIONER

C.1. Details of training LLAVA(BACON)-CAPTIONER

LLAVA(BACON)-CAPTIONER is fine-tuned on ECO using a pre-trained 13B LLaVA model with the Low-Rank Adaptation (LoRA) technique [16]. The total number of

LoRA parameters is approximately 0.5 billion. Training is conducted on NVIDIA A100 GPUs and requires about 100 GPU hours, utilizing a learning rate of 2×10^{-4} for 3 epochs. The batch size used is 16, and the LoRA rank is set to 128. Additionally, we implement a warmup ratio of 0.03 during training.

C.2. Comparison between LLAVA(BACON)-CAPTIONER with GPT-4V on obtaining BACON-style captions

We present an analysis of the root words and categories identified in the outputs of LLAVA(BACON)-CAPTIONER, as illustrated in Fig. A7. The results clearly indicate that the output distributions of LLAVA(BACON)-CAPTIONER are very similar to those of GPT-4V. No-

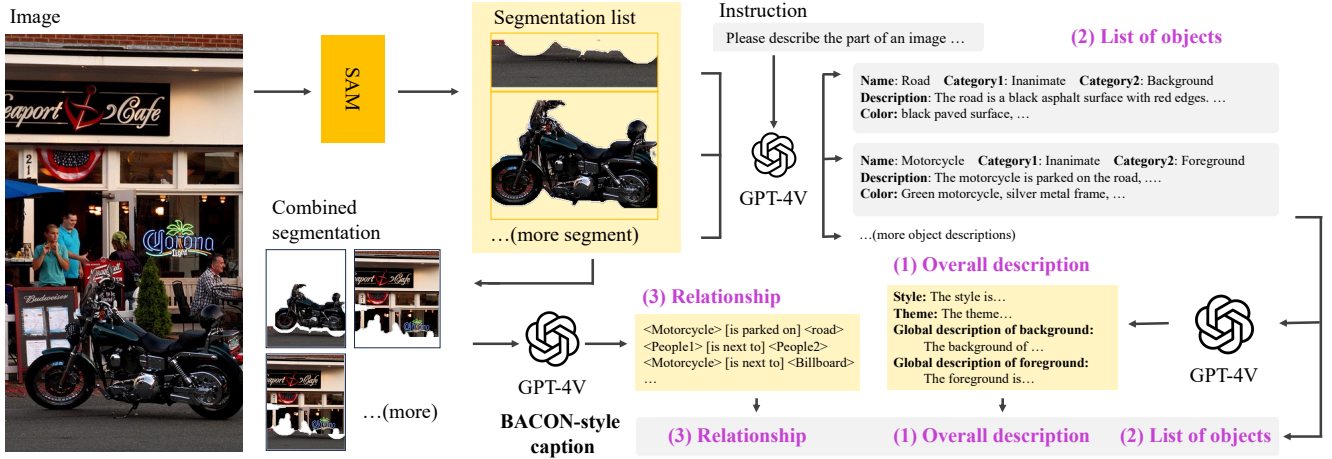


Figure A5. A detailed overview of the method used to collect the test set of ECO, segmented into five distinct steps. 1) The SAM model segments all components within the image. 2) VLMs identify the names of objects in the masked image obtained from the first step. 3) Using the names identified in the second step, VLMs annotate each object in detail. 4) VLMs generate an overall description of the image based on the list of objects derived from the above steps. 5) Images created by randomly pairing two masked images from the first step are fed to VLMs to identify the relationship between the combined segments. It is important to note that human annotation is required to correct and verify the outputs from steps two through five.

Table A1. Comparison of plan task between LLAVA(BACON)-CAPTIONER (ours) and LayoutGPT [13] on both MSCOCO and test set of ECO.

Dataset	Method	Precision	Recall	mIOU
MSCOCO	LayoutGPT	70.1%	39.7%	4.1%
	LLAVA(BACON)-CAPTIONER	71.2%	41.8%	6.8%
ECO	LayoutGPT	50.8%	29.2%	9.1%
	LLAVA(BACON)-CAPTIONER	51.7%	47.1%	18.4%

tably, there is a 100% overlap in the top 100 most frequent nouns, a 99% overlap for verbs, and a 97% overlap for categories detected by both GPT-4V and LLAVA(BACON)-CAPTIONER. This similarity confirms that **LLAVA(BACON)-CAPTIONER can effectively take over from GPT-4V in generating BACON** from images, thereby extending our ECO.

C.3. Additional capabilities of LLAVA(BACON)-CAPTIONER

In addition to generating BACON-style captions from images, the trained LLAVA(BACON)-CAPTIONER excels in several additional functions, including interactively editing BACON-style captions by requesting desired changes from the LLAVA(BACON)-CAPTIONER, transforming ordinary prompts into BACON-style captions, and planning the positions of objects within the object list. First, as illustrated in Fig. A6, the LLAVA(BACON)-CAPTIONER enables interactive editing of BACON-style captions, thereby influencing the image generation process. Besides and remarkably, without requiring any fine-tuning, the

Table A2. Comparison of the VLM trained on QA data derived from ECO (BACON-13B, Ours) with other VLMs across 7 general benchmarks.

Model	GQA	SQA ^I	POPE	MMB	MMB ^{CN}	SEED	MM-Vet
Qwen-VL	59.3*	67.1	-	38.2	7.4	56.3	-
Qwen-VL-Chat	57.5*	68.2	-	60.6	56.7	58.2	-
LLaVA-13B	63.3	71.6	85.9	67.7	63.6	61.6	35.4
VILA-13B	63.3	73.7	84.2	70.3	64.3	62.8	38.8
Ours	63.5	91.3	88.0	74.6	68.2	65.9	41.6

LLAVA(BACON)-CAPTIONER can convert a standard prompt into a BACON-style caption. This capability is particularly important for image generation, given the challenges of manually providing BACON-style prompts. Furthermore, **the LLAVA(BACON)-CAPTIONER can effectively arrange the positions of objects within the object list.** Examples of using LLAVA(BACON)-CAPTIONER to organize prompts and arrange the positions of objects for image generation can be found in Figs. A11 and A12. We quantitatively evaluate the planning capabilities of the LLAVA(BACON)-CAPTIONER against the leading LayoutGPT [13] on the MSCOCO dataset [25] and our BACON datasets, employing mIoU, precision, and recall metrics [13]. The results presented in Tab. A1 demonstrate that the LLAVA(BACON)-CAPTIONER outperforms LayoutGPT across both evaluated datasets.

D. Additional details of experiments

In this section, we provide more details about Sec. 4. This includes details of the five experiments discussed respec-

tively in Sec. 4.1.2 (Analyzing Object & Relation Accuracy using Open-vocabulary scene graph generation), Sec. 4.1.3 (Analyzing Precision & recall using user study), Sec. 4.2.2 (Zero-shot region-based question answering), Sec. 4.2.3 (Multi-object video tracking and dense video captioning), and Sec. 4.2.4 (Image generation). Each experiment is presented in its own subsection, covering aspects that are omitted from the main text, including detailed evaluation metrics, the methods employed by the models to utilize BACON-style captions, and other relevant details.

D.1. Details of evaluating LLaVA(BACON)-CAPTIONER on open-vocabulary scene-graph generation benchmark

As discussed in Sec. 4.1.2, we use the open-vocabulary scene graph generation benchmark to evaluate the performance of LLaVA(BACON)-CAPTIONER. In this section, we introduce more details about the evaluation method from two perspectives, the dataset and the evaluation metrics.

Visual Genome. As introduced in the main paper, Visual Genome (VG) [21] is employed for evaluation. VG is an open-vocabulary dataset; however, most current scene graph generation (SGG) models typically consider only a limited number of categories. Consequently, researchers often treat it as a dataset with a restricted set of categories. Specifically, they usually identify the 70 or 150 most frequent noun classes, along with the 50 most common predicates, to create a filtered dataset. In our case, since we are working on an open-vocabulary scene graph generation (OV-SGG) task, we treat the VG dataset as an open-vocabulary resource and utilize only the triplets containing nouns or predicates that fall outside the commonly used set.

Evaluation metrics. Traditional SGG tasks often utilize recall-related metrics to evaluate performance, specifically assessing how many (subject-predicate-object) triplets present in an image are correctly predicted. Previous models typically perform classification tasks within a fixed set of categories and use the confidence of those classifications to obtain the top K predictions with the highest likelihood. Any ground truth triplets that appear within the top K predictions are considered correctly predicted.

However, in an open-vocabulary setting, the possibilities are virtually infinite, making it challenging to identify the top K predictions. Therefore, we employ the CLIP [40] score to determine whether a prediction is correct. To do this, we construct a string for each triplet in the format "{subject}_{predicate}_{object}" and calculate the CLIP similarity between the prediction and the ground truth. If we find that a ground truth has a CLIP similarity score with the prediction that exceeds a specified threshold (0.9 in this case), and the Intersection Over Union (IOU) of the subject and object positions between the prediction and the ground truth also surpasses another threshold (0.5 here), we con-

sider it a correct prediction. Consequently, we can calculate the recall score.

D.2. Additional details for user study

As discussed in Sec. 4.1.3, calculating precision and recall involves identifying the objects predicted by different captioners. For captioners other than LLaVA(BACON)-CAPTIONER, this can be challenging, as directly extracting nouns may include many terms that cannot be considered objects. To address this issue, we utilize VLMs for the task. Specifically, we input the captions into the VLMs and request them to extract the objects contained within. In contrast, this process is straightforward for LLaVA(BACON)-CAPTIONER, as BACON explicitly provides a list of objects. This emphasizes the superiority of LLaVA(BACON)-CAPTIONER.

D.3. Additional details of BACON-style captions assist LLaVA in zero-shot region-based question answering.

LLaVA lacks the capability to connect information to its corresponding regions without fine-tuning, making it challenging for LLaVA to perform region-based question-answering tasks. Fortunately, BACON-style captions provide bounding boxes for all objects along with their descriptions, enabling the connection between descriptions and regions. In Sec. 4.2.2, we have introduced the benchmarks used, the evaluation metrics employed, and provided the experimental results. Here, we present the detailed method by which LLaVA utilizes BACON-style captions to perform zero-shot region-based question answering, including both zero-shot PointQA and zero-shot PointingQA.

Zero-shot PointQA Zero-shot PointQA is designed to answer questions related to specific regions of an image solely based on the image caption instead of the image itself. Given a target area, we can create a description relevant to that location by combining the descriptions of different objects based on their positions. Specifically, as illustrated in Fig. A8(a), we calculate the Intersection Over Union (IOU) between the target area and the positions of all objects. By combining the descriptions of objects with large overlaps, we generate a description that is closely linked to the target area. Subsequently, we input this region-based description into the question-answering model to derive the answer to the question.

Zero-shot PointingQA The Zero-shot PointingQA task involves selecting the most appropriate region from a set of candidate areas based on a given textual request and the image’s description, rather than the image itself. As illustrated in Fig. A8(b), the method consists of three steps: 1) First, we compute the CLIP similarity between each object’s description and the input textual prompt, resulting in scores for each object. The more relevant an object is to the text

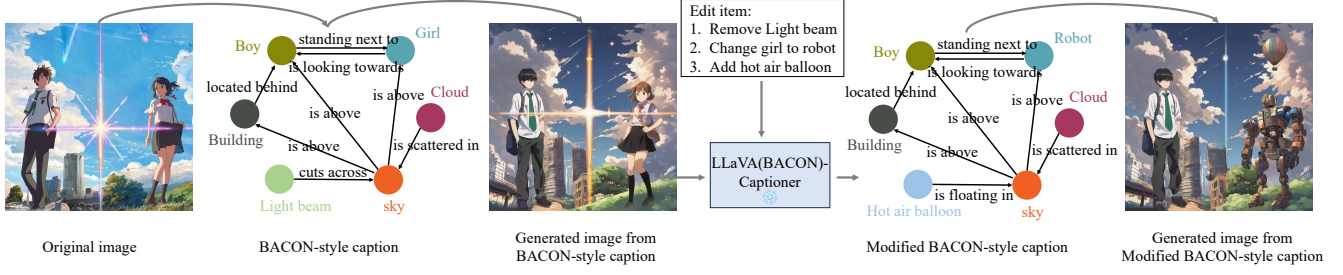


Figure A6. An example of interactively modifying BACON using LLaVA(BACON)-CAPTIONER.

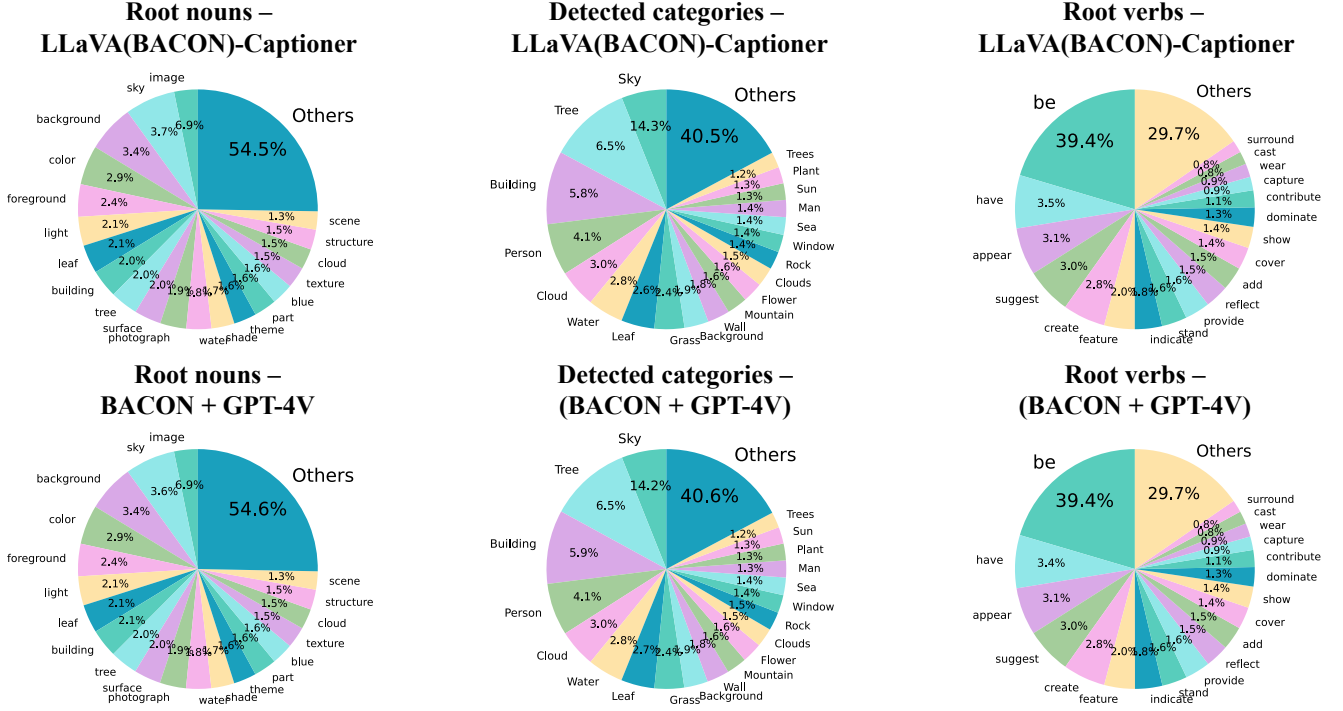


Figure A7. Comparison of the root words and detected categories generated by LLaVA(BACON)-CAPTIONER and GPT-4V on the test set of ECO (certain sections magnified for clearer visualization). The results reveal that the output distribution of BACON closely resembles that of GPT-4V, demonstrating that LLaVA(BACON)-CAPTIONER can effectively replace the expensive GPT-4V in generating BACON-style captions.

description, the higher its score will be. 2) Next, we calculate scores for each candidate region by weighting the sum of object scores based on the overlap between the candidate region and the object’s location. The greater the overlap with the candidate area, the larger the contribution of that object’s score. 3) In the final step, we select the region with the highest score as the answer.

D.4. Additional details of BACON-style captions assist SAM-2 in dense video captioning.

Methods. As discussed in Section 4.2.3, BACON-style captions can assist SAM-2 in performing dense video captioning tasks by providing bounding boxes as indicators and supplying the descriptions that SAM-2 lacks. While this method is a reliable approach for video captioning, it

still encounters two challenges. The first challenge involves managing newly appeared objects in the video, and the second is how to ensure that the caption content evolves as the video progresses. To address these challenges: 1) We begin by uniformly sampling several frames from the video and employing tracking from each selected frame to monitor the entire video. We then consolidate the tracking results across different frames and assign the same ID to objects with exceptionally high mask overlap. 2) Additionally, we utilize T5 [41] as the text encoder to compare descriptions of the same object or scene segment across frames. Portions of the text with high similarity scores are deemed stable, while those with low similarity scores are identified as having changed.

More results. We provide more examples in Figs. A9

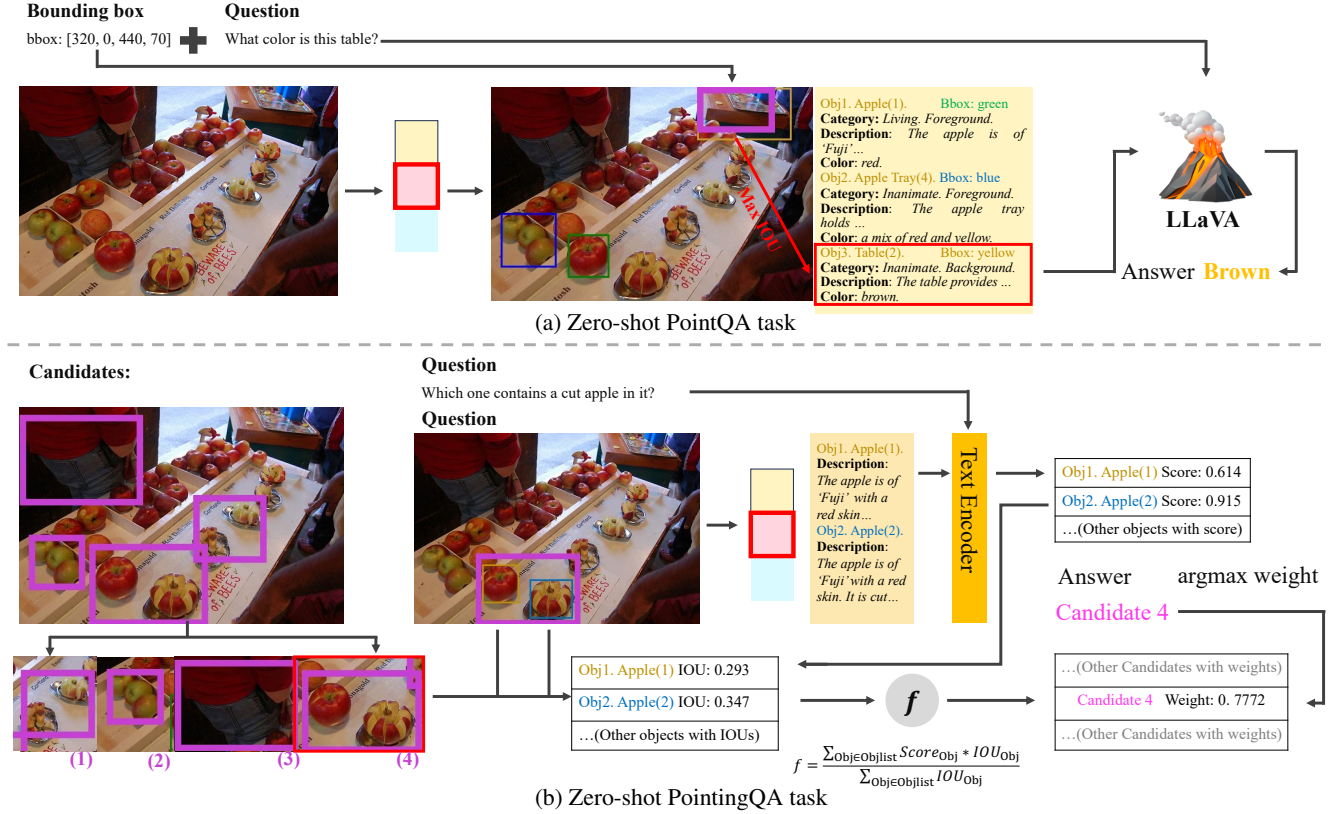


Figure A8. An illustrative diagram depicting how BACON-style captions aid downstream models in executing zero-shot PointQA and zero-shot PointingQA tasks. In (a) the zero-shot PointQA task, the description of the object that has a significant overlap with the target region is used to characterize that region. This regional description is then input into a QA model to answer questions related to the area. In (b) the zero-shot PointingQA task, object descriptions provided by BACON are used to calculate similarity scores with the input question, generating scores for each object. Based on the overlap between object positions and candidate regions, a weighted sum of all object scores is computed to assign scores to candidate regions; the region with the highest score is then selected as the prediction.

and A10

D.5. Additional details of BACON-style captions assist SDXL in image generation.

Methods. Even as one of the most renowned models for text-to-image generation, SDXL often struggles to understand complex prompts and generate precise images accurately. This is primarily because SDXL employs CLIP for text understanding, which limits its ability to comprehend the text. Fortunately, by breaking down complex texts into basic elements, BACON-style captions can significantly assist SDXL in simplifying complex tasks. The specific method by which BACON-style captions enhance SDXL for image generation can be divided into three steps:

- **Step 1:** Given a natural prompt for generation, the trained LLaVA(BACON)-CAPTIONER converts it into a BACON-style caption and arranges the bounding boxes for all objects listed in the caption.
- **Step 2:** SDXL separately generates all components, including the background and each object. To create the background, SDXL uses the background description. Be-

sides, it relies on the detailed descriptions of objects to generate them.

- **Step 3:** For the generated image of the objects, we extract the main components by segmenting them from the image using SAM [20]. These components are then combined according to their arranged positions from Step 2. Finally, the combined image is refined using commonly employed refinement methods, including Anydoor [8], Collage Diffusion [45], inpainting [44], and SDEdit [33]. Some methods are applied during the combination process, while others are utilized afterward.

More results. We provide more examples in Fig. A13


D.6. BACON-style captions enhance the multi-modal understanding capabilities of VLMs.

In this section, we show that the multi-modal understanding capabilities of VLMs can be further improved by training on BACON-style captions. To demonstrate this, we fine-tune an LLaVA-13B using ECO by utilizing QA data derived from them. Specifically, the structured nature of the captions allows us to automatically generate multiple QA pairs

● New item compared to last frame

● Changed item compared to last frame

● Deleted item compared to last frame



SUV tree1 road fence1 flower1

Example 1: SUV

Category 1: Inanimate

Category 2: Background

Description: The vehicle has a prominent Mercedes-Benz emblem on the front grille, which is a three-pointed star encircled. ... The overall condition of the car looks well-maintained, with no apparent damage or wear.
Color: silver body, black spare tire cover, black tinted windows.

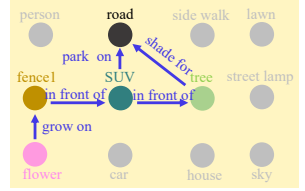
Example 2: flower1

Category 1: Living

Category 2: Foreground

Description: The flower1 in the picture is a red rose, bright red, with layered petals that appear to be in full bloom. A large number of green leaves cluster around the flowers.
Color: red petals, green leaves.

Relationship info graph:



SUV tree1 road fence1 flower1 sky house person sidewalk street lamp

Example 1: SUV

Category 1: Inanimate

Category 2: Foreground

Description: The vehicle has a prominent Mercedes-Benz emblem on the front grille, which is a three-pointed star encircled. ... The overall condition of the car looks well-maintained, with no apparent damage or wear.
Color: silver body, black spare tire cover, black tinted windows.

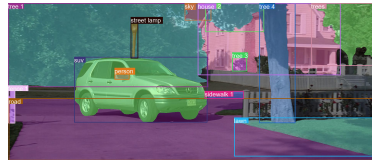
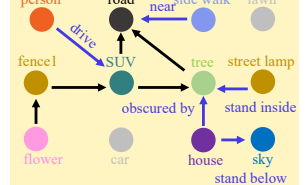
Example 2: flower1

Category 1: Living

Category 2: Background

Description: The flower in the picture is a red rose, bright red, with layered petals that appear to be in full bloom. A large number of green leaves cluster around the flowers.
Color: red petals, green leaves.

Relationship info graph:



SUV tree1 road fence1 flower1 sky house person sidewalk street lamp lawn

Example 1: SUV

Category 1: Inanimate

Category 2: Foreground

Description: The vehicle has a prominent Mercedes-Benz emblem on the front grille, which is a three-pointed star encircled. ... The overall condition of the car looks well-maintained, with no apparent damage or wear.
Color: silver body, black spare tire cover, black tinted windows.

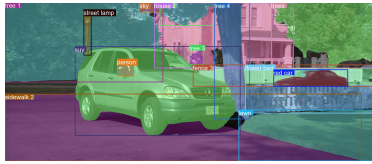
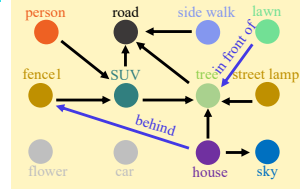
Example 2: road

Category 1: Inanimate

Category 2: Foreground

Description: A smooth and flat concrete road. The road condition is good, with no obvious cracks or severe wear. There are no visible markings or markings on the road.
Color: gray

Relationship info graph:



SUV tree1 road fence2 sky house person sidewalk street lamp lawn car

Example 1: SUV

Category 1: Inanimate

Category 2: Foreground

Description: The vehicle has a prominent Mercedes-Benz emblem on the front grille, which is a three-pointed star encircled. ... The overall condition of the car looks well-maintained, with no apparent damage or wear.
Color: silver body, black spare tire cover, black tinted windows.

Example 2: car

Category 1: Inanimate

Category 2: Background

Description: A small, red car with a hatchback design. The vehicle is captured in motion. It has black windows, silver wheels.
Color: red body, black windows, silver wheels.

Relationship info graph:

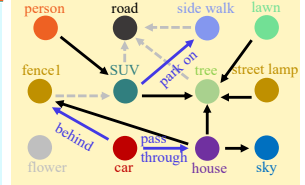


Figure A9. An example of LLAVA(BACON)-CAPTIONER assists SAM-2 on dense video captioning.

from a single caption, such as 'Is object A to the right of object B?', 'Is object A red?', and 'Please describe object A.' We present comparison results of this VLM against previous models on commonly used benchmarks in Tab. A2. Results suggest that data collected through BACON enhances the multi-modal understanding capabilities of VLMs.

● New item compared to last frame

● Changed item compared to last frame

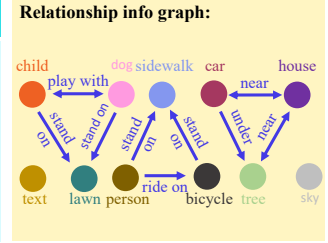
● Deleted item compared to last frame



car **dog** tree lawn text house child person **bicycle** sidewalk

Example 1: Dog Category 1: Living Category 2: Foreground
Description: The dog has a fluffy white coat and appears to be a small breed. It is looking up towards the person and is attached to a leash.
Color: white coat.

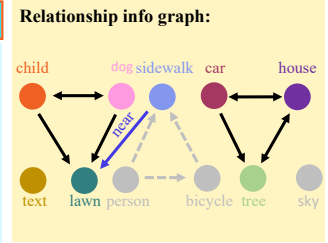
Example 2: Bicycle Category 1: Inanimate Category 2: Foreground
Description: The bicycle's frame is supporting person. Its wheels are in contact with the grass. The handlebars are being gripped by person's hands. A backpack is attached to the bicycle's rear rack.
Color: silver frame, black tires, blue backpack.



car **dog** tree lawn text house child ~~person~~ **bicycle** **sidewalk**

Example 1: Dog Category 1: Living Category 2: Foreground
Description: The dog has a fluffy white coat and appears to be a small breed. It is looking up towards the person and is attached to a leash.
Color: white coat.

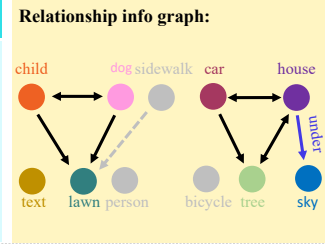
Example 2: Sidewalk Category 1: Inanimate Category 2: Background
Description: The sidewalk is a concrete path that borders the lawn and leads towards the house. It is typical of suburban streets.
Color: gray.



car **dog** sky tree lawn **text** house child ~~person~~ ~~bicycle~~ ~~sidewalk~~

Example 1: Dog Category 1: Living Category 2: Foreground
Description: The dog has a fluffy white coat and appears to be a small breed. It is looking up towards the person and is attached to a leash.
Color: white coat.

Example 2: Text Category 1: Inanimate Category 2: Foreground
Description: The text is superimposed on the image in the lower part, stating 'Thirteen years earlier'.
Color: white on a semi-transparent background.



car **dog** **sky** tree lawn ~~text~~ house child ~~person~~ ~~bicycle~~ ~~sidewalk~~

Example 1: Dog Category 1: Living Category 2: Foreground
Description: The dog has a fluffy white coat and appears to be a small breed. It is looking up towards the person and is attached to a leash.
Color: white coat.

Example 2: Sky Category 1: Inanimate Category 2: Background
Description: The sky is clear and blue, indicating good weather and no visible clouds.
Color: blue.

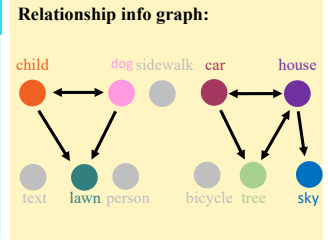


Figure A10. An example of LLAVA(BACON)-CAPTIONER assists SAM-2 on dense video captioning.

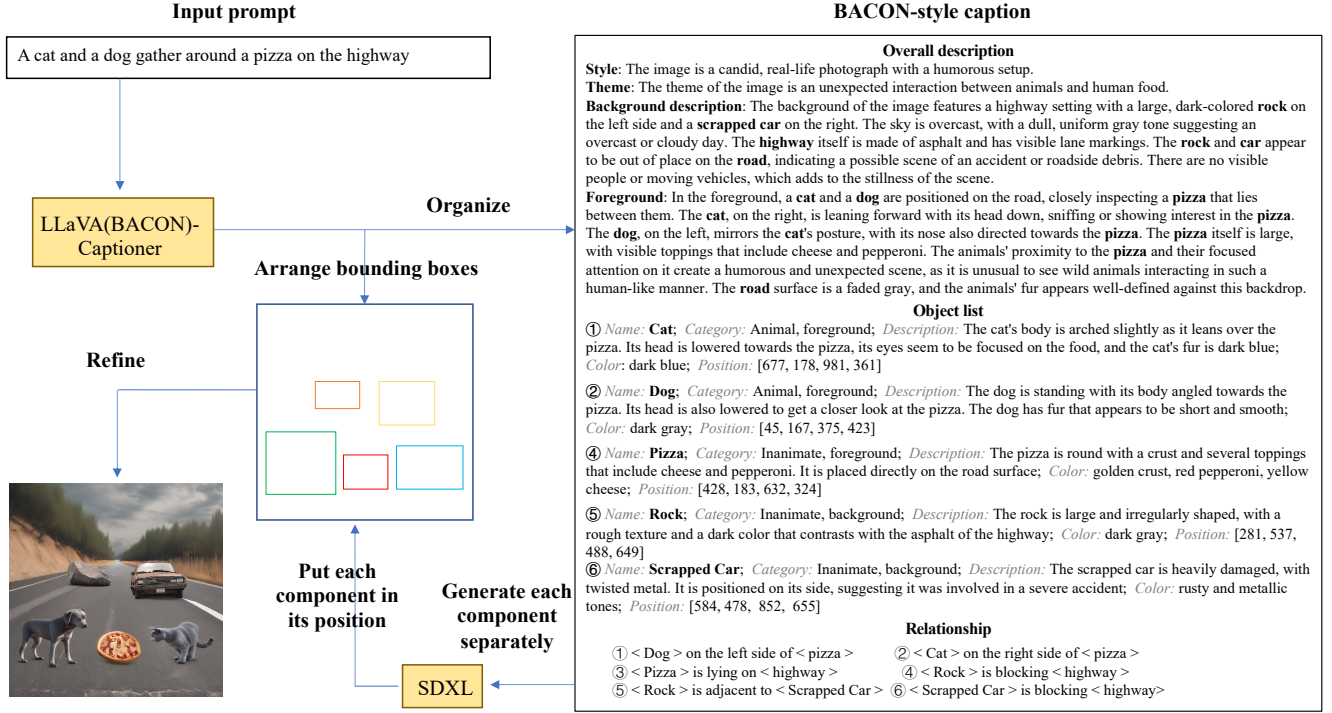


Figure A11. An example of how LLaVA(BACON)-CAPTIONER boosts SDXL for image generation. First, LLaVA(BACON)-CAPTIONER converts the prompt into the BACON-style and arranges the bounding boxes of all objects. Then, each component is generated separately by SDXL and then placed in its arranged position. Finally, the combined image is refined to produce the final image.

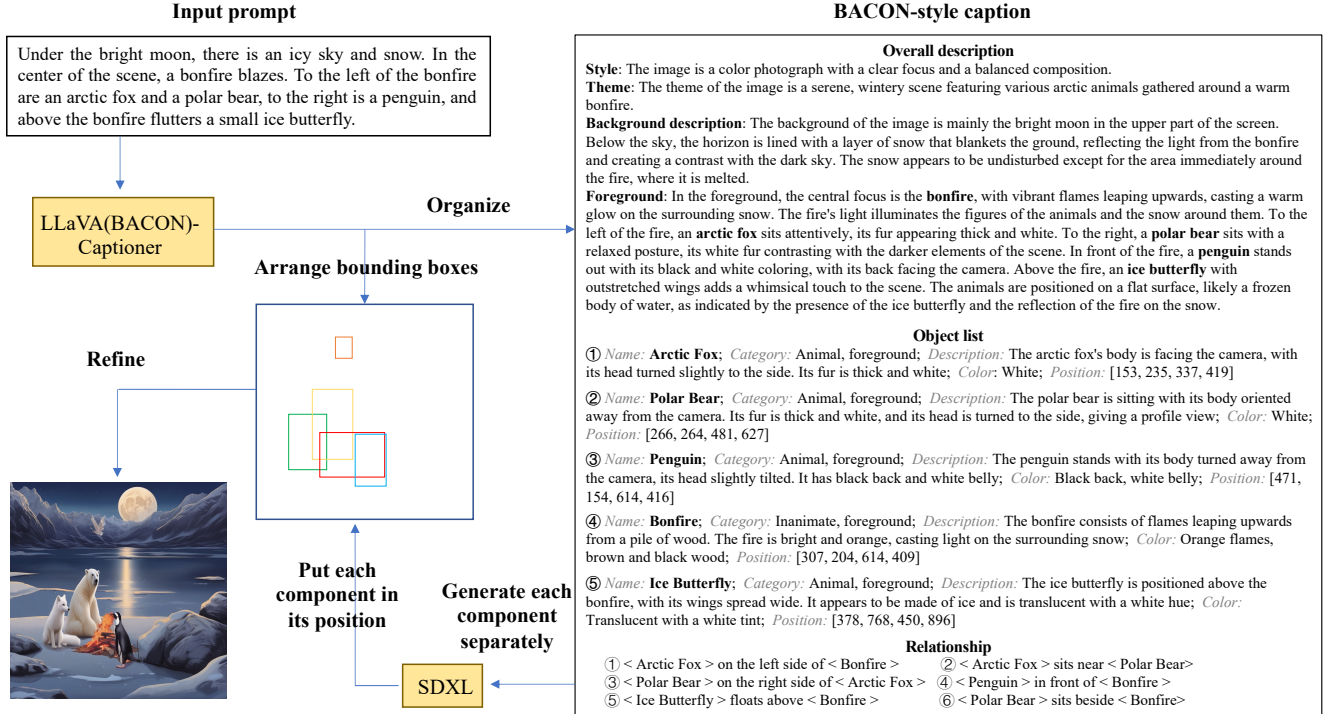


Figure A12. An example of how LLaVA(BACON)-CAPTIONER boosts SDXL for image generation. First, LLaVA(BACON)-CAPTIONER converts the prompt into the BACON-style and arranges the bounding boxes of all objects. Then, each component is generated separately by SDXL and then placed in its arranged position. Finally, the combined image is refined to produce the final image.



















Input Prompt	SDXL	DALL-E 3	LLaVA(BACON)-Captioner + SDXL
In the deep sea, an abandoned large ship full of marine life sank to the bottom of the sea. There are two blue balloons floating in front of the ship. There is a dolphin swimming below the balloon. There is a drifting bottle floating in the deep sea, inside which is a sailboat			
In a yoga studio, there is an artwork of a green jade dragon, with a white cat lying on the right side of the artwork. On the distant ground, against the wall, there is a painting depicting war			
In an abandoned factory building, sunlight filtered in. A technologically advanced spaceship flies over the factory building. Listening to a motorcycle below the spaceship, there is a pink guitar on the ground to the right of the motorcycle.			
On a pink night, there was a pool in the center of the lawn, and a purple sports car was floating on the pool. There was a light bulb on the hood of the sports car, and there was an orange goldfish in the bulb. On the left side of the car is a small, colorful robot			
There is a small river in the forest, and there is a stone bridge on the river. There is a golden praying mantis on the bridge. There is a mongoose standing by the riverbank, and to its right lies a turtle			
In an old-fashioned subway station, there is a emerald green lion, a gray white wolf, and a colorful paper crane standing together waiting for the subway			

Figure A13. Additional examples of BACON boosting SDXL on image generation.