

Magnetization nutation in magnetic semiconductors: Effective spin model with anisotropic RKKY exchange interaction

H. Kachkachi

*Université de Perpignan Via Domitia, Laboratoire PROMES-CNRS (UPR 8521),
Rambla de la Thermodynamique, Tecnosud, 66100 Perpignan, FRANCE.*

(Dated: January 9, 2025)

We demonstrate that the magnetization in magnetic semiconductors exhibits nutational motion when subjected to an external magnetic field. This behavior originates from the splitting of the conduction-electron band which induces anisotropic, distance-dependent exchange coupling between localized spins.

To investigate this phenomenon, we examine a general system that includes both charge and spin degrees of freedom, characteristic of a magnetic semiconductor. This system is composed of two subsystems: (1) a gas of noninteracting conduction electrons and (2) a ferromagnetic array of localized spins, coupled through the Vonsovskii (sd) local interaction. The entire system is subject to external electrical and magnetic disturbances. Through the Feynman-Schwinger formalism, we integrate out the faster (Grassmann) charge degrees of freedom associated with the conduction electrons to obtain the effective Hamiltonian for the localized spins in the form of an XXZ spin model. We then provide general analytical formulas for the corresponding anisotropic exchange couplings, expressed in both Fourier and direct spaces, as functions of the effective field that induces conduction-band splitting. As a practical application of this general formalism, we investigate the dynamics of the net magnetic moment within the effective spin model. We demonstrate, analytically and numerically, that the anisotropy of the distance-dependent exchange coupling induces nutational magnetization oscillations at significantly higher frequencies than the typical precession, which is also modified accordingly. Analytical expressions for the modified precession and low-lying nonuniform modes have been derived and compared with the numerical solution of the system of coupled Landau-Lifshitz equations for the localized spins. Our results indicate that the frequency of the nutation modes decreases while their amplitude increases as the band-splitting field intensifies. Moreover, we show that the leading correction to the localized spin gyromagnetic factor g_S , due to the polarization of conduction electrons in an external magnetic field, is linear in the sd coupling.

We hope this study will motivate further research into nutational phenomena in magnetic semiconductors, possibly resulting in improvements in the accurate control of magnetization dynamics within spin-based electronic devices.

I. INTRODUCTION

Semiconductors and magnetic materials play an essential role in modern electronics. In electronic and optical semiconductors, the charge degrees of freedom are used to process information, whereas in magnetic materials the spin is utilized to store information. One of the main ideas that have been driving the developments of the last few decades is to combine the properties of both materials for possible spin-electronic applications with enhanced functionalities[1, 2]. This combination has been achieved in diluted magnetic semiconductors (DMS) by doping a nonmagnetic semiconductor with magnetic elements [3]. The advent of spintronics based on the manipulation of spin polarized currents has triggered an active search for ferromagnetic semiconductors (FMS) and the discovery of long range ferromagnetism beyond room temperature. Indeed, the discovery of ferromagnetism in doped semiconductors with high transition temperatures has led to a renewed interest in DMS [4–8]. Besides their potential applications, magnetic semiconductors (MS) have attracted considerable attention owing to the fundamental mechanism and nature of their ferromagnetic state and the underlying magnetic cooperative phenomena arising from the new spin degrees of freedom. Likewise, magnetic materials such as EuO and EuS have been actively investigated for decades because they exhibit a high degree of symmetry and isotropy as well as short-range magnetic interaction, making them simple model spin systems [9–13], and for their widely recognized potential applications [14–17].

A branch of spintronics applications focuses on information storage on magnetic media by reversing the magnetization direction using various means, such as an external magnetic field initially applied opposite to the magnetization state. The efficiency of this (damped) switching process is limited by the macroscopic relaxation time of the magnetization which is on the order of 100 ps. More efficient switching processes, achieving ultra-fast magnetization reversal, can be obtained using picosecond magnetic field pulses perpendicular to the magnetization direction [18, 19]. In general, the dynamics of magnetization in a magnetically ordered material is governed by precession. However, if the latter is somehow disturbed so that the rotation axis is no longer aligned with the angular momentum, an additional motion appears known as *magnetic nutation*, similar to what occurs in the case of a mechanical gyroscope when an external force tilts its rotation axis away from the direction of the gravity field. For decades, magnetization nutation

was ignored as being a spurious effect on top of precession. However, wide attention has recently been drawn towards this phenomenon owing partly to the recent experimental observations of nutational oscillation at THz frequencies in thin films [20]. In fact, spin nutation was investigated a few decades ago in NMR [21], optical resonance [22] and EPR [23–25]. It was then predicted in Josephson junctions [26–30] and was later developed using various approaches based on relativistic quantum mechanics, first principles [31, 32], and electronic structure theory [33–37]. More recent theoretical investigations deal with the magnetization nutation in metallic ferromagnets as being induced by magnetic inertia due to the nonadiabatic contribution of the environment degrees of freedom [35, 38, 39]. Magnetic inertia has also been introduced within a macroscopic approach [40–43] through an extended version of the Landau-Lifshitz-Gilbert (LLG) equation [44, 45]. Recently, it has been shown [46, 47] that spin misalignment induced by surface effects in nanoscale magnetic systems trigger nutational oscillations of the magnetization at several frequencies in the GHz-THz range. There are also studies of nutation-like excitations in systems of coupled vortices [48, 49] and elongated nano-elements [50].

One of the most important features of MS (FMS and DMS) is that their magnetic properties, such as the ferromagnetic phase transition and spin-excitation dynamics can be controlled by the interaction between the spins of itinerant carriers and the spins of the localized magnetic ions, the so called *sd* coupling. This provides us with a handle to control their magnetic properties by light through its action on the charge degrees of freedom. Indeed, several recent experiments have used time-resolved optical techniques to demonstrate electrical control of coherent electron-spin dynamics in nonmagnetic semiconductor hetero-structures. Since this exploits variations in the spin-orbit interaction due to compositional gradients, the energy of these effects in conventional semiconductors, however, is on the μeV scale and is manifested as variations in the spin precession frequency in the GHz range. In contrast, THz electron spin precession frequencies can be easily achieved in MS due to the *sd* exchange interaction. This coupling leads to large spin splittings in the conduction band states on the order of 10-100 meV [51, 52], thus matching the THz regime of spin nutation. This is the reason we believe that it is quite relevant and timely to study magnetic nutation in MS and, in particular, DMS whose outstanding properties and functionalities stem from the complex structure of their valence band and the effect of long-range carrier-mediated exchange (RKKY) interaction. More precisely, it is important to investigate their low-lying energy states which contribute to both equilibrium (M_s and T_C) and nonequilibrium magnetic properties (FMR and relaxation).

Objectives and plan of the paper:

One of the objectives of this work is to demonstrate that magnetic nutation occurs in magnetic semiconductors, driven by the resulting anisotropic, distance-dependent long-range exchange coupling between the localized spins. To achieve this, we proceed as follows: In the next section, we present a model of a magnetic semiconductor consisting of a subsystem of conduction electrons coupled to the subsystem of localized spins. We then derive the effective spin Hamiltonian for the localized spins using the path integral formalism to integrate out the Grassmann variables associated with the fast charge degrees of freedom.

Next, we solve the system of Landau-Lifshitz equations for the localized spins and analyze the time evolution of the net magnetic moment, highlighting the precessional and nutational oscillations, which depend on the band-splitting field. In the subsequent section, we derive analytical expressions for the precession and nutation frequencies and compare them with the numerical results. We also compute the amplitude of the nutational mode as a function of the band-splitting field.

Appendix A details the derivation of the effective spin Hamiltonian, while Appendix B provides the explicit calculation of the long-range effective exchange couplings in both Fourier and direct spaces.

II. MODEL HAMILTONIAN AND HYPOTHESES

A crystal becomes a conductor when free electrons and holes appear in it. The model proposed by Vonsovsky in 1971 [see the review by Irkhin [53] and references therein] for a magnetic semiconductor (MS) presumes that all electrons in the crystal can be subdivided into the localized ones that form partially filled ionic *d*- or *f*-shells and the de-localized ones occupying *s*-type states. Since the former are localized and the latter are de-localized (carriers), this model is termed the *cl* model. This is also sometimes called the *sd*-model.

Accordingly, we consider a magnetic semiconductor as being composed of two subsystems: 1) the subsystem of conduction electrons and 2) the subsystem of localized spins. The two subsystems are coupled by the *sd* interaction of the conduction electron spin \mathbf{s}_i with the localized spins \mathbf{S}_i . The corresponding contributions to the total Hamiltonian are described below.

Conduction electrons The Hamiltonian of the conduction electrons is given by

$$\mathcal{H}_e = \mathcal{H}_K + \mathcal{H}_Z^{(s)} \quad (1)$$

where the first term is the electron kinetic energy,

$$\mathcal{H}_K = \eta \sum_{\langle i,j \rangle} \sum_{\sigma} C_{i,\sigma}^+ C_{j,\sigma} \quad (2)$$

with $C_{i,\sigma}^+$ and $C_{i,\sigma}$ being the creation and annihilation operators of the electron and η the nearest-neighbor hopping energy. We will consider the simplest case of a one-band model for which the electrons are in the Bloch state with quasi-momentum \mathbf{k} and spin σ [See Ref. [54]].

In Eq. (1), $\mathcal{H}_Z^{(s)}$ is the Zeeman energy of the electrons in the external (DC) magnetic field \mathbf{H}_0 , *i.e.* $\mathcal{H}_Z^{(s)} = -g_e \mu_B \mathbf{H}_0 \cdot \sum_i \mathbf{s}_i$. In the present approach, we will use the representation of the conduction electron spin in terms of the creation and annihilation operators, *i.e.* $\mathbf{s}_i = (\hbar/2) \sum_{\alpha,\beta} C_{i,\alpha}^+ \boldsymbol{\sigma}_{\alpha\beta} C_{i,\beta}$, with $\boldsymbol{\sigma}$ being the vector of Pauli matrices. Therefore, upon performing the Fourier transformation

$$C_{\alpha}(\mathbf{r}) = \frac{1}{\sqrt{V}} \sum_{\mathbf{k}} e^{-i\mathbf{k} \cdot \mathbf{r}} C_{\mathbf{k}\alpha}, C_{\alpha}^{\dagger}(\mathbf{r}) = \frac{1}{\sqrt{V}} \sum_{\mathbf{k}} e^{i\mathbf{k} \cdot \mathbf{r}} C_{\mathbf{k}\alpha}^{\dagger}, \quad (3)$$

the total Hamiltonian of the subsystem of conduction electrons becomes

$$\mathcal{H}_e = \sum_{\mathbf{k}} E_{\mathbf{k}} \sum_{\sigma} C_{\mathbf{k}\sigma}^+ C_{\mathbf{k}\sigma} - \sum_{\alpha,\beta} \sum_{\mathbf{k}} C_{\mathbf{k}\alpha}^+ (\boldsymbol{\xi} \cdot \boldsymbol{\sigma}_{\alpha\beta}) C_{\mathbf{k}\beta} \quad (4)$$

where

$$E_{\mathbf{k}} = z\eta t_{\mathbf{k}}, \quad t_{\mathbf{k}} = \frac{1}{z} \sum_{\mathbf{a}} e^{i\mathbf{k} \cdot \mathbf{a}} = \frac{1}{d} \sum_{\alpha=x,y,z} \cos(ak_{\alpha}),$$

$$\boldsymbol{\xi} = \frac{1}{2} \gamma_s \mu_B \mathbf{H}_0.$$

d is the dimension of space, z the coordination number and a the lattice spacing.

Localized spins The subsystem of localized spins subjected to an external magnetic field \mathbf{H}_0 can be described by the (Heisenberg) Hamiltonian[10, 55–57]

$$\mathcal{H}_S = -J \sum_{\langle i,j \rangle} \mathbf{S}_i \cdot \mathbf{S}_j - g_S \mu_B \mathbf{H}_0 \cdot \sum_i \mathbf{S}_i \quad (5)$$

where g_S is the gyromagnetic factor of the local spin \mathbf{S}_i .

We note that the superexchange term in Eq. (5) is initially absent in the case of a DMS and the exchange coupling between localized spins appears only upon doping with magnetic ions. There is a huge literature on this topic [see the review articles[58–60] and references therein]. In ferromagnetic semiconductors, such as EuO and EuS, this superexchange term couples the spins of Eu atoms. In these compounds, the nearest-neighbor exchange coupling (J_1) between localized spins is the strongest coupling. Indeed, the next-nearest-neighbor coupling (J_2), inferred from specific heat and neutron inelastic scattering diffusion experiments reported in Refs. 10 and 57, is very small ($J_2/J_1 \sim 0.2$).

Electrical disturbance In addition to the magnetic disturbance represented by the Zeeman energy in Eqs. (1) and (5), we may include an electric or a charge disturbance in the form[61]

$$\mathcal{H}_{\text{Elec}} = \sum_{\sigma} \int d\mathbf{r} \Phi_{\text{pl}}(\mathbf{r}, t) C_{\sigma}^+(\mathbf{r}) C_{\sigma}(\mathbf{r}), \quad (6)$$

where $\Phi_{\text{pl}}(\mathbf{r}, t) = -|e| \varphi_s(\mathbf{r}, t)$.

The latter contribution is added for completeness anticipating on future applications. For example, it will be interesting to investigate the coupling between a plasmonic nanostructure with an FMS[62]. Accordingly, we can consider a system composed of an assembly of metallic (Au, Ag, etc) nano-elements (of a few tens of nanometers in diameter) deposited on top of an FMS, such as EuO or EuS. A monochromatic light beam shed on the nano-elements at appropriate frequencies excites plasmonic modes in the latter leading to the creation of hot spots with enhanced electric field. The latter penetrates (with some attenuation) into the FMS and alters the behavior of the conduction electrons which in turn, through their coupling to the localized spins, affect the excitations spectrum of the latter. Here, the effect of the top layer of nano-elements is regarded as an (external) excitation electromagnetic field, which leads to new contributions in the effective Hamiltonian of localized spins. So the potential in Eq. (6) may stem from the electric field radiated by the assembly of metallic nanoparticles or film excited at their plasmonic resonance by an incident electromagnetic wave.

Total Hamiltonian of the magnetic semiconductor As discussed earlier, the exchange interaction between the localized (ion) spin \mathbf{S}_i at site \mathbf{r}_i and the conduction-electron spin \mathbf{s}_i is given by

$$\mathcal{H}_{sd} = -\lambda \sum_i \mathbf{S}_i \cdot \mathbf{s}_i = -\frac{\lambda}{2} \sum_i \sum_{\alpha, \beta} C_{i, \alpha}^+ (\mathbf{S}_i \cdot \boldsymbol{\sigma}_{\alpha \beta}) C_{i, \beta} \quad (7)$$

where λ is the sd coupling. This is a local interaction, see Refs. [53, 55, 56, 63] for extensive discussions.

In our derivation of the effective spin Hamiltonian by integrating out the charge degrees of freedom, presented in Appendix A, we drop the spin Hamiltonian \mathcal{H}_S in Eq. (5) because it does not involve the electron gas. Therefore, the total Hamiltonian for the charge degrees of freedom, comprising the (free) conduction electron energy (4), the sd coupling (7) and the coupling of the electrons to the external electrical potential (6), reads

$$\mathcal{H} = \sum_{\mathbf{k}, \alpha} E_{\mathbf{k}} C_{\mathbf{k} \alpha}^\dagger C_{\mathbf{k} \alpha} - \sum_{\alpha, \beta} \sum_{\mathbf{k}} C_{\mathbf{k} \alpha}^+ (\boldsymbol{\xi} \cdot \boldsymbol{\sigma}_{\alpha \beta}) C_{\mathbf{k} \beta} + \frac{1}{V} \sum_{\mathbf{k}, \mathbf{p}} \sum_{\alpha, \beta} C_{\mathbf{k} \alpha}^+ \Upsilon_{\alpha \beta}(\mathbf{k} - \mathbf{p}, t) C_{\mathbf{p}, \beta}, \quad (8)$$

where

$$\Upsilon_{\alpha \beta}(\mathbf{k}, t) \equiv \Phi_{\text{pl}}(\mathbf{k}, t) \delta_{\alpha \beta} - \frac{\lambda}{2} (\mathbf{S}_{\mathbf{k}}(t) \cdot \boldsymbol{\sigma}_{\alpha \beta}). \quad (9)$$

Due to the Zeeman splitting under the effect of the external magnetic field and the internal molecular field, induced by localized spins \mathbf{S} , the perturbed energies of the free carriers are

$$E_{\mathbf{k}, \sigma} \equiv E_{\sigma}(\mathbf{k}) = E_{\mathbf{k}} - \hbar \frac{\sigma}{2} (g \mu_B H_0 + \lambda \langle S^z \rangle). \quad (10)$$

A few remarks are now in order.

- According to Eq. (10), the (rigid) band splitting between the spin-up and spin-down bands is caused by the effective field Ξ comprising the external magnetic field and the internal molecular field, *i.e.*

$$\Xi = \xi + \frac{\lambda}{2} \langle S^z \rangle. \quad (11)$$

This splitting parameter will appear in all subsequent calculations via the ratio Ξ/ϵ_F , where ϵ_F is the Fermi energy of the electron gas. In the mean-field picture, the external magnetic field aligns the localized spins (magnetic ions), which in turn act on the carriers (conduction electrons) via the ion-carrier interaction λ . However, in practice, in (doped) magnetic semiconductors, such as $\text{Eu}_{1-x}\text{Gd}_x\text{O}$ and $\text{Ga}_{1-x}\text{Mn}_x$, the main contribution to Ξ is attributed to the second term [64], *i.e.* to the sd coupling λ . For example, in an external magnetic field of 1T, in an MS with $S = 5/2 - 7/2$ and $\epsilon_F \simeq 0.4 \text{ eV}$, $\xi/\epsilon_F \simeq 10^{-4}$ while $\Xi/\epsilon_F \simeq 10^{-1} - 1$. In the textbook [63], there is a detailed discussion, and in Ref. [65] a table of values, of the coupling λ and the splitting it produces in the conduction and valence bands in various MS.

- For the derivation of the effective spin Hamiltonian [Appendix A], we will adopt the path-integral approach for which one chooses the grand-canonical ensemble. Indeed, the density of electrons in a real material fluctuates around the average N/V , which is held fixed by the chemical potential μ as the temperature is varied. Then, if we adopt a parabolic dispersion for the conduction electrons, we write $E_k = \hbar^2 k^2 / 2m - \mu$.
- In Ref. [66] it was shown that the spin-wave mode is underdamped for low temperatures and overdamped near T_c , see the review [10] for a detailed discussion. Likewise, at low temperature the electronic damping $\gamma_{\text{el}}^\sigma$ is extremely small, it is quadratic in the coupling λ and only increases as T_c is approached. Consequently, in the present work, we will ignore the damping $\gamma_{q\sigma}$, since we only consider the low temperature regime where spin-wave theory is valid [13].

III. EFFECTIVE SPIN HAMILTONIAN: MAGNETIZATION NUTATION

In this section, we demonstrate that the magnetization of the underlying (effective) spin subsystem of magnetic semiconductors, when subjected to an external magnetic field, exhibits nutational motion. This motion arises from the anisotropy between spin-up and spin-down conduction bands, which induces anisotropic, distance-dependent exchange coupling.

A. Effective spin Hamiltonian: anisotropic RKKY exchange couplings

To obtain the effective spin Hamiltonian for the magnetic semiconductor, we assume, as hinted to earlier, that the motion of the conduction electrons within the MS is much faster than the variations associated with the fluctuations of the localized spins [see discussion in the textbook [56]]. Therefore, we can average over the Grassmann variables associated with the conduction electrons using the Feynman-Schwinger technique [67, 68] and obtain the effective model for the localized spin variables. There are several variants of such a procedure in the literature [see *e.g.*, Refs. [69–72]]; it is most efficiently done within the Lagrange formalism. In Appendix A, we present the details of our more general calculations including both electric and magnetic external excitations. Considering the sd coupling λ as a small parameter with respect to the band width, we perform a perturbation to 2nd order in λ . The whole procedure leads to the following effective action for the subsystem of localized spins (focusing here only on the external magnetic disturbance)

$$\begin{aligned} \mathcal{A}_{\text{eff}} = & -\frac{\lambda}{2V} \sum_{\mathbf{k}} [f_{\text{FD}}(E_{\mathbf{k}}^-) - f_{\text{FD}}(E_{\mathbf{k}}^+)] (\mathbf{S}_0 \cdot \mathbf{e}_{\xi}) \\ & + \frac{1}{2} \left(\frac{\lambda}{2V} \right)^2 \sum_{\mathbf{p}, \mathbf{k}} \frac{1}{\beta} \sum_m [\mathbf{S}(-\mathbf{k}) \cdot \mathbf{S}(\mathbf{k})] \left\{ \frac{f_{\text{FD}}(E_{\mathbf{p}}^-) - f_{\text{FD}}(E_{\mathbf{p}+\mathbf{k}}^+)}{i\varpi_m + E_{\mathbf{p}} - E_{\mathbf{p}+\mathbf{k}} - 2\Xi} + (\Xi \longleftrightarrow -\Xi) \right\} \\ & + \frac{1}{2} \left(\frac{\lambda}{2V} \right)^2 \sum_{\mathbf{k}, \mathbf{p}} \frac{1}{\beta} \sum_m [\mathbf{S}(-\mathbf{k}) \cdot \mathbf{e}_{\xi}] [\mathbf{S}(\mathbf{k}) \cdot \mathbf{e}_{\xi}] \\ & \left\{ \frac{f_{\text{FD}}(E_{\mathbf{p}}^-) - f_{\text{FD}}(E_{\mathbf{p}+\mathbf{k}}^-)}{i\varpi_m + E_{\mathbf{p}} - E_{\mathbf{p}+\mathbf{k}}} - \frac{f_{\text{FD}}(E_{\mathbf{p}}^-) - f_{\text{FD}}(E_{\mathbf{p}+\mathbf{k}}^+)}{i\varpi_m + E_{\mathbf{p}} - E_{\mathbf{p}+\mathbf{k}} - 2\Xi} + (\Xi \longleftrightarrow -\Xi) \right\} \end{aligned} \quad (12)$$

where $\mathbf{e}_{\xi} = \boldsymbol{\xi}/\xi$ is the verse of the applied magnetic field, $\mathbf{S}_0 = \sum_i \mathbf{S}_i$, $f_{\text{FD}}(z) = 1/(e^{\beta z} + 1)$ is the Fermi-Dirac function, $E_{\mathbf{p}}^{\pm} = E_{\mathbf{p}} \pm \Xi$, and $\varpi_l = 2\pi l/\beta$ are the bosonic Matsubara frequencies associated with the spin degrees of freedom, with $\beta = 1/(k_{\text{B}}T)$. The presence of $(\Xi \longleftrightarrow -\Xi)$ in the equations above and subsequent ones implies that the first term within the curly brackets has to be duplicated upon changing the sign of Ξ . The details are given in Appendix A.

The expression of the effective action above comprises the 1st-order contribution given by the first term and the 2nd-order contribution given by the remaining terms. In the absence of the magnetic field ($\boldsymbol{\xi} = \mathbf{0}$), the 1st-order contribution vanishes and the 2nd-order one reduces to

$$\mathcal{A}_{\text{eff}}^{(2)} = \left(\frac{\lambda}{2V} \right)^2 \sum_{\mathbf{k}} \left[\sum_{\mathbf{p}} \frac{1}{\beta} \sum_m \frac{f_{\text{FD}}(E_{\mathbf{p}}) - f_{\text{FD}}(E_{\mathbf{p}+\mathbf{k}})}{i\varpi_m + E_{\mathbf{p}} - E_{\mathbf{p}+\mathbf{k}}} \right] (\mathbf{S}_{-\mathbf{k}} \cdot \mathbf{S}_{\mathbf{k}}). \quad (13)$$

This is the well known result from the RKKY theory, where the term between square brackets brings an exchange coupling between localized spins induced by their sd coupling to conduction electrons. The formula in Eq. (12) is a non trivial extension of the RKKY expression in the presence of an effective magnetic field. This is the first original contribution of the present work.

In the more general situation with $\boldsymbol{\xi} \neq \mathbf{0}$, the result in Eq. (12) shows that the applied magnetic field has several effects. To 1st-order in the sd coupling λ , the magnetic field redefines the gyromagnetic factor g_S of the localized spins. Indeed, the total Zeeman effect on the localized spins \mathbf{S}_i can be written as

$$\mathcal{H}_{\text{Z}} = -g_S^{\text{eff}} (\mu_{\text{B}} \mathbf{H}_0) \cdot \sum_i \mathbf{S}_i$$

with the effective gyromagnetic factor

$$g_S^{\text{eff}} \equiv g_S - \frac{\lambda}{2H_0} \frac{1}{V} \sum_{\mathbf{k}} [f_{\text{FD}}(E_{\mathbf{k}}^-) - f_{\text{FD}}(E_{\mathbf{k}}^+)] = g_S - \frac{\lambda}{4H_0} \frac{1}{V} \sum_{\mathbf{k}} \frac{\sinh(\beta\xi)}{\cosh(\beta E_{\mathbf{k}}^+/2) \cosh(\beta E_{\mathbf{k}}^-/2)}. \quad (14)$$

Expanding in¹ $\beta\xi \ll 1$, this simplifies into

$$g_S^{\text{eff}} \simeq g_S - \frac{\lambda\beta}{8} g_e \mu_B \left[I_1(\beta) + \frac{\beta^2}{12} I_2(\beta) \xi^2 \right]$$

where

$$I_1(\beta) = \int \frac{d\mathbf{k}}{(2\pi)^3} \frac{1}{\cosh^2(\beta E_{\mathbf{k}}/2)}, \quad I_2(\beta) = \int \frac{d\mathbf{k}}{(2\pi)^3} \frac{-1 + 3 \tanh^2(\beta E_{\mathbf{k}}/2)}{\cosh^2(\beta E_{\mathbf{k}}/2)}.$$

We have replaced the discrete sums over momenta to integrals using $\frac{1}{V} \sum_{\mathbf{k}} F(\mathbf{k}) \rightarrow \int \frac{d\mathbf{k}}{(2\pi)^3} F(\mathbf{k})$.

This shows that the correction to the gyromagnetic factor g_S of the localized spin, due to the polarization of conduction electrons in the external magnetic field, is linear in the sd coupling λ . This effect could be used to study the sign of the sd coupling in various materials [52, 73, 74]. This will be done in Ref. [62].

To 2nd-order in the sd coupling λ , the applied magnetic field has a strong effect on the exchange coupling. Indeed, from the result in (12) we infer the contribution of the sd coupling to the effective spin Hamiltonian for the localized spins \mathbf{S}_i which we write as follows

$$\mathcal{H}_{\text{eff}} = - \sum_{i,j} \mathcal{J}_1(\mathbf{r}_{ij}) \mathbf{S}_i \cdot \mathbf{S}_j - \sum_{i,j} \mathcal{J}_2(\mathbf{r}_{ij}) (\mathbf{S}_i \cdot \mathbf{e}_\xi) (\mathbf{S}_j \cdot \mathbf{e}_\xi) \quad (15)$$

where

$$\mathcal{J}_n(\mathbf{r}_{ij}) \equiv \frac{1}{V} \sum_{\mathbf{k}} e^{-i\mathbf{k} \cdot \mathbf{r}_{ij}} \frac{1}{\beta} \sum_m \mathcal{J}_n(\mathbf{k}, \omega), n = 1, 2$$

with

$$\mathcal{J}_1(\mathbf{k}, \omega, \Xi) = -\frac{\lambda^2}{8} \frac{1}{V} \sum_{\mathbf{p}} \left[\frac{f(E_{\mathbf{p}}^-) - f(E_{\mathbf{p}+\mathbf{k}}^+)}{\omega + E_{\mathbf{p}}^- - E_{\mathbf{p}+\mathbf{k}}^+} + (\Xi \rightarrow -\Xi) \right], \quad (16)$$

$$\mathcal{J}_2(\mathbf{k}, \omega, \Xi) = -\frac{\lambda^2}{8} \frac{1}{V} \sum_{\mathbf{p}} \left\{ \frac{f(E_{\mathbf{p}}^-) - f(E_{\mathbf{p}+\mathbf{k}}^-)}{\omega + E_{\mathbf{p}}^- - E_{\mathbf{p}+\mathbf{k}}^-} + (\Xi \rightarrow -\Xi) \right\} - \mathcal{J}_1(\mathbf{k}, \omega). \quad (17)$$

Note that, in the case of an FMS, the contribution (15) would add to the spin Hamiltonian in Eq. (5), whereas in DMS the exchange coupling between localized spins is indirect and is given solely by (15).

In the next section, we will study the magnetization dynamics of the effective spin Hamiltonian (15) under a magnetic field applied in the z direction, *i.e.* $\mathbf{e}_\xi = \mathbf{e}_z$. Then, the Hamiltonian (15) can be rewritten in the following XXZ form

$$\mathcal{H}_{\text{eff}} = - \sum_{i,j} \mathcal{J}_\perp(\mathbf{r}_{ij}) (S_i^x S_j^x + S_i^y S_j^y) - \sum_{i,j} \mathcal{J}_\parallel(\mathbf{r}_{ij}) S_i^z S_j^z, \quad (18)$$

where

$$\mathcal{J}_\parallel(\mathbf{k}, \omega; \xi) = \mathcal{J}_1 + \mathcal{J}_2 = -\frac{\lambda^2}{8} \frac{1}{V} \sum_{\mathbf{p}} \left\{ \frac{f(E_{\mathbf{p}}^-) - f(E_{\mathbf{p}+\mathbf{k}}^-)}{\omega + E_{\mathbf{p}}^- - E_{\mathbf{p}+\mathbf{k}}^-} + (\Xi \rightarrow -\Xi) \right\} \quad (19)$$

and

$$\mathcal{J}_\perp(\mathbf{k}, \omega; \xi) = \mathcal{J}_1(\mathbf{k}, \omega) = -\frac{\lambda^2}{8} \frac{1}{V} \sum_{\mathbf{p}} \left[\frac{f(E_{\mathbf{p}}^-) - f(E_{\mathbf{p}+\mathbf{k}}^+)}{\omega + E_{\mathbf{p}}^- - E_{\mathbf{p}+\mathbf{k}}^+} + (\Xi \rightarrow -\Xi) \right]. \quad (20)$$

¹ $\beta\xi = g_e \mu_B H_0 / k_B T$. Then, using $\mu_B / k_B \simeq 0.672$ S.I., we see that $\beta\xi \simeq 0.0134$ for $T = 50$ K and a magnetic field of 1 T.

In our investigation of magnetic nutation in MS, we focus on the spatial properties of the RKKY exchange couplings. These are defined by the inverse Fourier transforms of the static limit ($\omega = 0$) of the couplings (19) and (20). Accordingly, in Appendix B, we derive the following explicit expressions for the exchange couplings:

$$\mathcal{J}_{\parallel}(\mathbf{k}, 0; \Xi) = \frac{\lambda^2}{8} \left[\frac{\rho_F^{\uparrow}}{2} \mathcal{F}\left(\frac{k}{2k_F^{\uparrow}}\right) + \frac{\rho_F^{\downarrow}}{2} \mathcal{F}\left(\frac{k}{2k_F^{\downarrow}}\right) \right], \quad (\text{B5})$$

$$\mathcal{J}_{\perp}(\mathbf{k}, 0; \Xi) = \frac{\lambda^2}{8} \left[\frac{\rho_F^{\uparrow}}{2} \Lambda^{\uparrow}(\Xi) \mathcal{F}\left(\Lambda^{\uparrow}(\Xi,) \frac{k}{2p_F^{\uparrow}}\right) + \frac{\rho_F^{\downarrow}}{2} \Lambda^{\downarrow}(\Xi) \mathcal{F}\left(\Lambda^{\downarrow}(\Xi,) \frac{k}{2p_F^{\downarrow}}\right) \right] \quad (\text{B7})$$

where we have introduced the prefactor

$$\Lambda^{\mu}(\Xi) = 1 + \frac{\Xi}{2\epsilon_F^{\mu}} \left(\frac{k}{2k_F^{\mu}} \right)^{-2} \quad (\text{21})$$

and

$$\mathcal{F}(x) = \frac{1}{2} + \frac{1-x^2}{4x} \log \left[\frac{x+1}{x-1} \right]$$

is the usual Lindhard function.

We have introduced the usual (modified) Fermi momentum and energy

$$k_F^{\mu} = \sqrt{k_F^2 + \mu \frac{2m\Xi}{\hbar^2}} = k_F \sqrt{1 + \mu \tilde{\Xi}}, \quad \epsilon_F = \frac{\hbar^2 k_F^2}{2m},$$

$$\epsilon_F^{\mu} = \frac{\hbar^2 (k_F^{\mu})^2}{2m} = \epsilon_F + \mu \Xi, \quad \mu = \pm 1 \text{ (or } \uparrow \downarrow),$$

together with the density of states at the Fermi energy

$$\rho_F^{\mu} = \frac{mk_F^{\mu}}{\hbar^2 \pi^2} = \rho_F \sqrt{1 + \mu \tilde{\Xi}}, \quad \tilde{\Xi} \equiv \frac{\Xi}{\epsilon_F}.$$

The density of states of a three dimensional parabolic spectrum (adopted here) is $\rho(\epsilon) = \frac{(2m)^{3/2}}{2\pi^2 \hbar^3} \sqrt{\epsilon}$ and $\rho_F = \rho(\epsilon_F) = \frac{mk_F}{\hbar^2 \pi^2}$.

The result (B7) coincides with that of Ref. [64], and the result in [75] is recovered if $\Lambda^{\mu}(\Xi) \rightarrow 1$ (*i.e.* for $\Xi \ll \epsilon_F$). For $\Xi = 0$, we have

$$\mathcal{J}_{\perp}(\mathbf{k}, 0; 0) = \frac{\lambda^2}{8} \rho_F \mathcal{F}\left(\frac{k}{2k_F}\right).$$

As discussed in *e.g.* Ref. [64], to leading order, $\mathcal{J}_{\perp}(\mathbf{k}, 0, \Xi)$ is not affected by the external magnetic field and the induced extra polarization of the conduction electrons may be accounted for in the Fermi wave vector. In this case, $\mathcal{J}_{\perp}(\mathbf{k}, 0, \Xi)$ becomes

$$\mathcal{J}_{\perp}(\mathbf{k}, 0; \Xi) \simeq \frac{\lambda^2}{8} \frac{\rho_F}{2} \left[\mathcal{F}\left(\frac{k}{2k_F^{\uparrow}}\right) + \mathcal{F}\left(\frac{k}{2k_F^{\downarrow}}\right) \right]. \quad (\text{22})$$

Comparing the expressions for \mathcal{J}_{\parallel} and \mathcal{J}_{\perp} , given in Eqs. (B5) and (B7), respectively, we see that because of the factor $\Lambda^{\mu}(\Xi)$, these effective exchange couplings are different, thus showing that the splitting field Ξ between the spin-up and spin-down bands induces an anisotropy in the effective exchange coupling. Indeed, if we drop the field dependence in the prefactors $\Lambda^{\mu}(\Xi)$ in Eq. (B7), we see that $\mathcal{J}_{\perp}(\mathbf{r}_{ij}) = \mathcal{J}_{\parallel}(\mathbf{r}_{ij})$. This implies that, at this level of approximation, there is no anisotropy in the effective exchange coupling, as is the case in the standard RKKY theory [76] $\mathcal{J} = -J_0 \Phi(k/2k_F)$, with $J_0 = \frac{\lambda^2 k_F^3 \rho_F}{2\pi} = \lambda^2 m k_F^4 / (2\pi^3 \hbar^2)$. The function Φ is defined in Section B 2.

It was argued in Ref. [77] that, in DMS, the symmetry of the host crystal and thereby that of the wave functions may induce a stronger directional dependence of the effective exchange coupling between the magnetic ions. Zhou et al. [78] studied the magnetic coupling between individual adatoms on platinum and also showed that the RKKY

interaction is strongly direction-dependent. In Ref. [79] it was shown that in doped bilayer graphene, anisotropic RKKY interaction can be induced by a magnetic field. Similarly, the authors of Ref. [80] present a derivation of the RKKY interaction in semiconductors accounting for the modulation of band edges and external fields. They also concluded that, in the presence of a Zeeman splitting of the bands, the RKKY Hamiltonian is no longer isotropic and can be written in the form of XXZ model.

In conclusion, the anisotropy of the RKKY exchange coupling, which arises in the present context from band spin splitting, can be disregarded when considering the system's ground state, *i.e.*, when the localized spins (magnetic ions) and carrier spins are aligned parallel. However, when the carrier magnetization is tilted by an anisotropy field or an external magnetic field, as is the case here, the precession angles of the magnetizations differ. This disparity results in a nutational motion of the magnetization in the effective spin system, a phenomenon that will be demonstrated both numerically and analytically in the following sections.

B. Magnetic nutation: solution of the Landau-Lifshitz equation

In this section, we study the dynamics of the effective spin system of the localized spins $\mathbf{S}_i, i = 1, \dots, \mathcal{N}$, whose energy is given by the effective Hamiltonian \mathcal{H}_{eff} defined in Eq. (18), with the exchange couplings $\mathcal{J}_{\parallel}(\mathbf{r}_{ij})$ and $\mathcal{J}_{\perp}(\mathbf{r}_{ij})$ given in Eqs. (B9, B11). We define the net magnetic moment \mathbf{m} as $\mathbf{m} = (1/\mathcal{N}) \sum_{i=1}^{\mathcal{N}} \mathbf{S}_i$.

The dynamics of such a system is governed by the following system of coupled Landau-Lifshitz equations²

$$\frac{d\mathbf{S}_i}{d\tau} = \mathbf{S}_i \times \mathbf{h}_{\text{eff},i} - \alpha \mathbf{S}_i \times (\mathbf{S}_i \times \mathbf{h}_{\text{eff},i}), \quad (23)$$

where α is the damping parameter and $\mathbf{h}_{\text{eff},i} = -\delta\mathcal{H}_{\text{eff}}/\delta\mathbf{S}_i$ the (normalized) local effective field acting on \mathbf{S}_i ; τ is the reduced time $\tau = t/\tau_s$, where $\tau_s = \mu_a/(\gamma J)$ is the characteristic time of the system's dynamics; μ_a is the magnetic moment per atom. Then, the frequency $\omega = 2\pi f = 2\pi/T$ is measured in units of τ_s^{-1} . The details of the numerical procedure for studying the magnetic nutation in such many-spin systems are described in Refs. [46, 47] and will not be repeated here. The main procedure uses the iterative routine based on the 4th-order Runge-Kutta scheme in combination with the projection step $\mathbf{S}_i^{\nu+1} = \mathbf{S}_i^{\text{RK4}}/\|\mathbf{S}_i^{\text{RK4}}\|$ to preserve the constraint $\|\mathbf{S}_i\| = 1$. We start with an initial state where all (atomic) spins \mathbf{S}_i are at some angle with respect to the z axis, materialized here by the direction of the magnetic field, and then let the system freely evolve in time. This means that we set to zero the damping parameter α so as to investigate the undamped excitation modes of the magnetic moment \mathbf{m} .

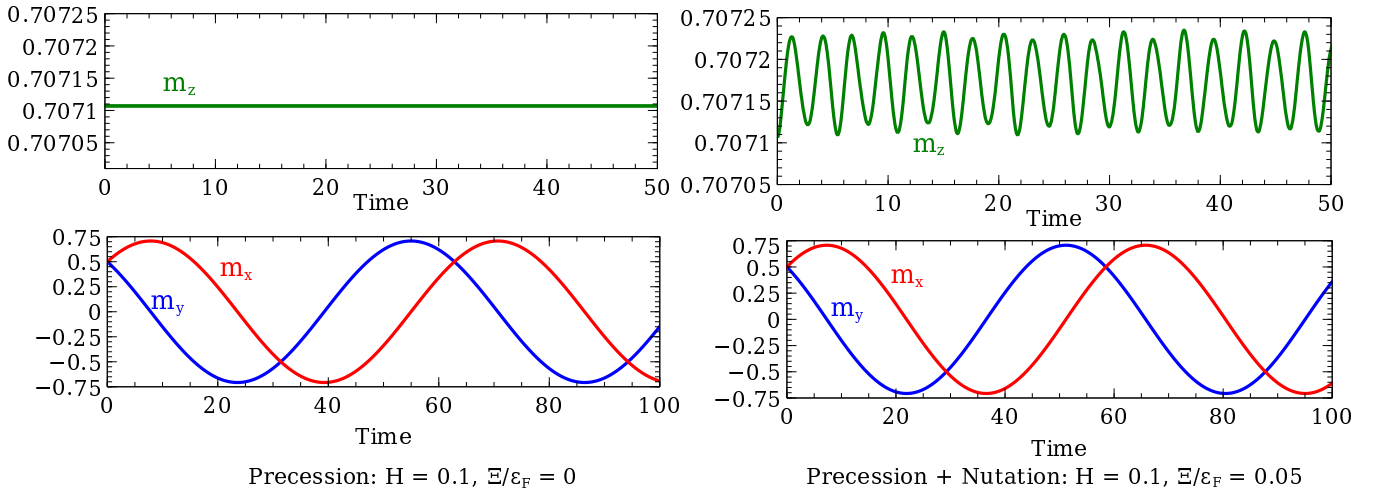


Figure 1. Time evolution of the components of the (normalized) net magnetic moment of the subsystem of localized spins with $\Xi = 0$ (left) and $\Xi \neq 0$ (right).

We solve the system of equations (23) to obtain the time trajectory of each spin \mathbf{S}_i . Then, we compute the net moment \mathbf{m} and normalize it. The results are shown in Fig. 1 where we plot the time trajectory of the components

² We introduce the damped Landau-Lifshitz equation for generality, though we set the damping to zero in this work. A discussion of the effect of damping is given in the text.

$m_\alpha, \alpha = x, y, z$ for $\Xi/\epsilon_F = 0$ (left) and $\Xi/\epsilon_F = 0.05$ (right). As shown on the left, the m_z component remains constant, while the $m_{x,y}$ components undergo periodic oscillations, indicating that the net magnetic moment is executing a precessional rotation around the z -axis. In the presence of the splitting field Ξ (shown on the right), the z component of the magnetic moment of the effective spin system exhibits oscillations characteristic of nutational motion. Simultaneously, the $m_{x,y}$ components display oscillatory motion (precession) with a period different from the case where $\Xi = 0$ (on the left). As previously explained, this is a result of the anisotropy in the RKKY exchange coupling ($\Xi \neq 0$).

As discussed in the introduction, numerous studies have examined magnetic nutation using the macrospin approach (e.g., Refs. [20, 40, 41]), attributing the phenomenon to magnetic inertia, represented by an additional time derivative, $d^2\mathbf{m}/dt^2$, in the LLG equation. In our previous work [46, 47], we demonstrated through an atomistic approach that magnetization nutation can be induced by surface and boundary effects. Similarly, the results shown in Fig. 1 here indicate that in magnetic semiconductors, nutation arises from the anisotropy of the distance-dependent long-range exchange coupling between localized spins. Thus, both nanomagnets with surface effects and magnetic semiconductors with anisotropic RKKY coupling exemplify cases where magnetic inertia—commonly thought to induce nutation—is actually provided by (nonadiabatic) contributions from local fluctuations and environmental degrees of freedom (see similar discussions in Refs. [35, 38, 39]). This obviates the need for an additional time derivative in the magnetization's evolution equation. Other examples include studies of nutation-like excitations in systems of coupled vortices [48] and elongated nano-elements [50].

More generally, as discussed in Ref. [46], nutation arises whenever the effective field is time-dependent, as illustrated in works 5–8 cited therein. Specifically, in the presence of anisotropy, the effective field depends on the magnetic moment, which is itself time-dependent. From a microscopic perspective, nutation effects can be induced by fast degrees of freedom in the system, as seen both in the present study on magnetic semiconductors and that in Ref. [46] on nanomagnets. In the current work, nutation occurs in magnetic semiconductors due to band splitting induced by an external magnetic field, implying that the observed nutation is field-dependent. However, band splitting could also be caused by internal dipolar fields in other systems.

A word is also in order regarding the effect of damping. For nanomagnets, this was analyzed in Ref. [46] [see Fig. 6] within the atomistic approach. The impact of damping on the time trajectories shown in Fig. 1 will be addressed in future work. More generally, in many-spin systems—such as nanomagnets with isotropic exchange coupling (but with surface anisotropy) and magnetic semiconductors with anisotropic RKKY exchange coupling—damping arises from spin-spin and spin-lattice interactions, as well as multi-magnon processes. These mechanisms lead to the decay of the excitation modes and the associated magnetization oscillations. In the macroscopic approach, Lomonosov et al. [81] discussed the inertial term ($d^2\mathbf{m}/dt^2$) which they included with a coefficient $\tau = \beta/\alpha$, representing the relaxation time of the fast degrees of freedom. They emphasize that while τ has a clear physical meaning, only β is intrinsic to the material. With such a convention, the inertial term is appropriately decoupled from the Gilbert damping.

In the following section, we will employ the Green's function technique to derive the energy dispersion for the excitation modes associated with the precessional and nutational oscillations observed. Specifically, we will obtain analytical expressions for the corresponding frequencies as functions of the band-splitting field Ξ and compare these results with the numerical solutions of Eqs. (23).

C. Precession and nutation frequencies: an analytical study, comparison with the numerical solution

Combining the initial Hamiltonian (5) for the localized spins with the contribution induced by their coupling to the conduction electrons, namely the contribution in Eq. (18), we obtain the total Hamiltonian for the localized spins in the magnetic semiconductor

$$\mathcal{H}_{\text{FMS}} = - \sum_{i,j} \tilde{\mathcal{J}}_{\perp}(\mathbf{r}_{ij}) (S_i^x S_j^x + S_i^y S_j^y) - \sum_{i,j} \tilde{\mathcal{J}}_{\parallel}(\mathbf{r}_{ij}) S_i^z S_j^z - g_S \mu_B H_0 \cdot \sum_i S_i^z \quad (24)$$

with $\tilde{\mathcal{J}}_{\perp}(\mathbf{r}_{ij}) = J + \mathcal{J}_{\perp}(\mathbf{r}_{ij})$ and $\tilde{\mathcal{J}}_{\parallel}(\mathbf{r}_{ij}) = J + \mathcal{J}_{\parallel}(\mathbf{r}_{ij})$.

Defining the retarded Green's function

$$G^{(r)}(i-j, t) = -i\theta(t) \langle [S_i^-(t), S_j^+(0)] \rangle \quad (25)$$

and using its equation of motion

$$i \frac{dG^{(r)}(i-j, t)}{dt} = \delta(t) \langle [S_i^-(0), S_j^+(0)] \rangle + \theta(t) \left\langle \left[\frac{dS_i^-(t)}{dt}, S_j^+(0) \right] \right\rangle$$

together with the $SU(2)$ spin algebra $[S_i^z, S_j^\mu] = \mu S_i^\mu \delta_{ij}$, $[S_i^+, S_j^-] = 2S_i^z \delta_{ij}$, $\mu = \pm$, we obtain the spin-wave dispersion relation $\omega(\mathbf{k})$ as the solution of the equation

$$\hbar\omega(\mathbf{k}, \Xi) = g_S \mu_B H_0 + 2zJ \langle S^z \rangle (1 - \gamma_{\mathbf{k}}) + 2 \langle S^z \rangle [\mathcal{J}_{\parallel}(\mathbf{0}, \omega(\mathbf{k}), \Xi) - \mathcal{J}_{\perp}(\mathbf{k}, \omega(\mathbf{k}), \Xi)]. \quad (26)$$

Here, $\langle S^z \rangle$ is the average magnetization. We have also used Bogoliubov and Tyablikov[82] decoupling approximation

$$-i\theta(t) \langle [(S_k^z S_i^-)(t), S_j^+(0)] \rangle = \langle S^z \rangle G_{ij}^{(r)}(t) \quad (27)$$

with the assumption $\langle S_i^z \rangle = \langle S^z \rangle$.

In the absence of the sd coupling, Eq. (26) becomes

$$\omega(\mathbf{k}, \xi) = g_S \mu_B H_0 + 2zJ \langle S^z \rangle (1 - \gamma_{\mathbf{k}}).$$

which is the usual dispersion law of a ferromagnet with isotropic exchange coupling.

In the static limit, *i.e.* setting $\omega = 0$ on the right hand side of (26), we have (in the approximation $\Xi \ll \epsilon_F$)

$$\hbar\omega(\mathbf{k}, \Xi) \simeq g_S \mu_B H_0 + 2zJ \langle S^z \rangle (1 - \gamma_{\mathbf{k}}) + 2 \langle S^z \rangle [\mathcal{J}_{\parallel}(\mathbf{0}, 0, \Xi) - \mathcal{J}_{\perp}(\mathbf{k}, 0, \Xi)]. \quad (28)$$

The full analysis of the excitation modes and their experimental characterization will be presented in a future work. Using a similar technique of averaging out the conduction electron degrees of freedom along with the Green's function and self-energy approach, the effect of band occupation on the spin-wave dispersion and thereby on the critical temperature was studied in the framework of Kondo-lattice model[83], see also [70, 71].

Here, we focus on the first effects of the sd coupling on the precession frequency (uniform mode) and the low-lying modes, and how they induce nutation of the magnetization of the effective spin system.

Let us denote by $\hbar\Delta\omega_{sd}(\mathbf{k}, \Xi)$ the contribution to $\hbar\omega$ stemming from the interaction between the conduction electrons and localized spins, namely [see Eq. (26)]

$$\hbar\Delta\omega_{sd}(\mathbf{k}, \Xi) = 2 \langle S^z \rangle [\mathcal{J}_{\parallel}(\mathbf{0}, 0, \Xi) - \mathcal{J}_{\perp}(\mathbf{k}, 0, \Xi)]. \quad (29)$$

Using the fact that $\mathcal{F}(0) = 1$, Eq. (B5) yields ($\tilde{\Xi} = \Xi/\epsilon_F$)

$$\mathcal{J}_{\parallel}(\mathbf{k}, 0, \Xi) = -\frac{\lambda^2}{16} (\rho_F^{\uparrow} + \rho_F^{\downarrow}) = \frac{\lambda^2 \rho_F}{16} (\sqrt{1 + \tilde{\Xi}} + \sqrt{1 - \tilde{\Xi}})$$

and for small Ξ , $\mathcal{J}_{\parallel}(\mathbf{k}, 0, \Xi) \simeq \lambda^2 \rho_F / 8$.

For the coupling $\mathcal{J}_{\perp}(\mathbf{k}, 0, \Xi)$, we may proceed by an expansion in the long-wavelength limit ($k \rightarrow 0$) using the following expansion ($a \neq 0$)

$$\left(1 + \frac{a}{t^2}\right) \mathcal{F}\left(\kappa \left(1 + \frac{a}{\kappa^2}\right)\right) \simeq \frac{1}{3a} - \frac{(5a-1)}{15a^3} \kappa^2, \quad (30)$$

with $a = \tilde{\Xi}/2$ and $\kappa = k/2p_F^{\uparrow}$.

Therefore, for the uniform or precession mode ($\mathbf{k} = \mathbf{0}$) we obtain

$$\hbar\Delta\omega_{\text{prec}}(\mathbf{0}, \Xi) = 2 \langle S^z \rangle \frac{\lambda^2 \rho_F}{8} \left[\frac{(1 + \tilde{\Xi})^{3/2} - (1 - \tilde{\Xi})^{3/2}}{3\tilde{\Xi}} - \frac{1}{2} (\sqrt{1 + \tilde{\Xi}} + \sqrt{1 - \tilde{\Xi}}) \right]. \quad (31)$$

The term between square brackets is an increasing function of the splitting field Ξ . This implies that the precession frequency ($f = \omega/2\pi$) of the localized spins increases with $\tilde{\Xi}$. This result is confirmed by the numerical simulations of Section B 1, see comparison in Fig. 2. For small $\tilde{\Xi}$, the precession frequency of the localized spins is given by

$$\hbar\omega(\mathbf{0}, \Xi) \simeq g_S \mu_B H_0 + \langle S^z \rangle \frac{\lambda^2 \rho_F v_0}{48} \tilde{\Xi}^2. \quad (32)$$

In a typical magnetic semiconductor for which $\lambda^2 \rho_F v_0 / 8 \simeq 10 \text{ meV}$, the last term leads to a frequency on the order of 10 GHz for $\tilde{\Xi} = 0.1$.

For the nonuniform mode ($\mathbf{k} \neq \mathbf{0}$), we obtain in the long-wavelength limit

$$\begin{aligned} \hbar\Delta\omega_{\text{nut}}(k \rightarrow 0, \Xi) &\equiv \hbar\Delta\omega_{\text{sd}}(\mathbf{k}, \xi) - \hbar\Delta\omega_{\text{prec}}(\mathbf{0}, \Xi) \\ &= 2\langle S^z \rangle \frac{\lambda^2 \rho_F}{8} \frac{16}{5} \left[\frac{\left(1 - \tilde{\Xi}\right)^{3/2} \left(1 + \frac{3}{2}\tilde{\Xi}\right) - \left(1 - \frac{3}{2}\tilde{\Xi}\right) \left(1 + \tilde{\Xi}\right)^{3/2}}{\tilde{\Xi}^3} \right] k^2. \end{aligned} \quad (33)$$

For the same parameters as before, this contribution is in the THz range. Accordingly, as discussed in Ref. [52] and references therein, in nonmagnetic conventional semiconductor hetero-structures, the variation of the spin-orbit coupling allows for an electrical control of coherent electron-spin dynamics involving energies on the order of the μeV , leading to spin precession frequencies in the GHz range. In comparison, the sd exchange interaction in magnetic semiconductors induces large spin splittings in the conduction band states with energies on the order of 10–100 meV, or frequencies in the THz regime [51].

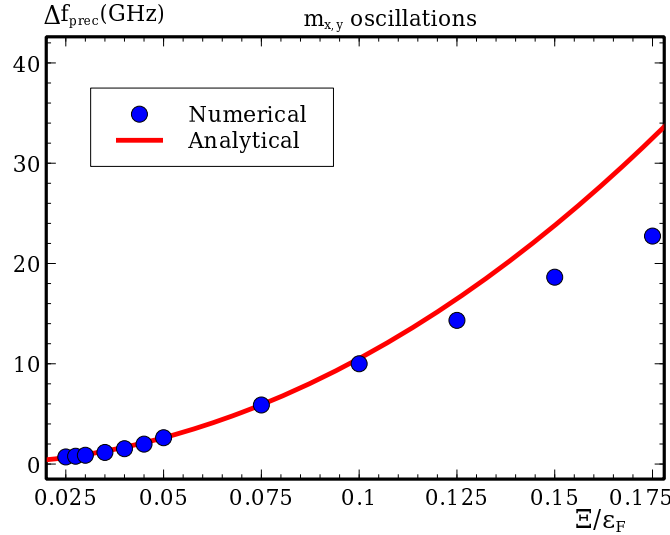


Figure 2. Correction to the precession frequency ($\Delta f_{\text{prec}} = \Delta\omega_{\text{prec}}/2\pi$) due to the sd coupling as given (in red) by the quantity in square brackets in Eq. (31) and (in blue symbols) by the numerical simulation.

The plot in Fig. 2 shows that the precession frequency is also a function of $\tilde{\Xi}$. More precisely, we plot (in red) the correction to the precession frequency, due to the sd coupling, given by the quantity in square brackets in Eq. (31) for the uniform mode ($k = 0$). The blue symbols represent the result rendered by the numerical simulation of the effective spin system with space-dependent effective exchange couplings, presented in Section III B. The good match between the analytical and numerical results (for small Ξ) shows that the effective XXZ spin model confirms the predictions of our general formalism in the presence of a magnetic field.

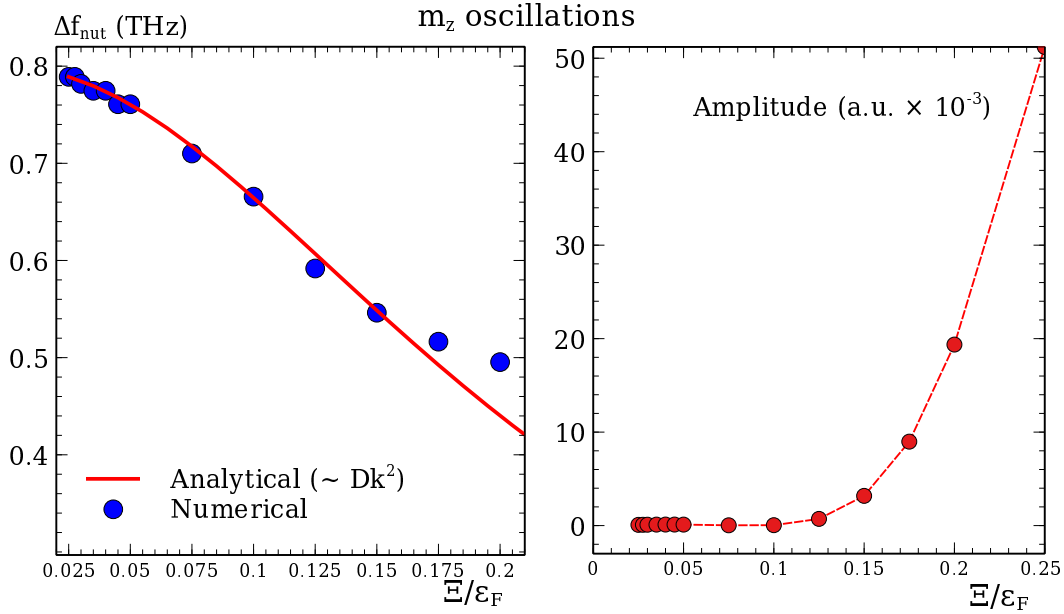


Figure 3. Frequency ($\Delta f_{\text{nut}} = \Delta\omega_{\text{nut}}/2\pi$) and amplitude of the m_z oscillations against the (effective) splitting parameter Ξ/ϵ_F .

For the nonuniform mode ($k \neq 0$), we plot in Fig. 3 (left) the frequency $\Delta f_{\text{nut}} \equiv \Delta\omega_{\text{nut}}/2\pi$, where $\Delta\omega_{\text{nut}}$ is given by Eq. (33) for $ak \simeq 0.0468$ (in red line) and in symbols the result of the numerical simulations [Section IIIB]. On the right, we plot the amplitude of the corresponding nutational mode as rendered by the numerical study of the dynamics of the net magnetic moment. Here again, the good agreement between the analytical expression and the numerical result in Fig. 3 (left), shows that the analytical developments using the effective spin model provide a good approximation for the solution of the Landau-Lifshitz equation, at least for materials with Ξ small with respect to ϵ_F . On the other hand, the frequency plot shows that the RKKY result deviates from that rendered by the k^2 expansion at a relatively high values of the splitting parameter Ξ . A similar result was obtained in Ref. [70] which shows, for a given Ξ , such a deviation of the long-wavelength spin-wave branch from that of the mode induced by the sd coupling. On the other hand, the plot on the right clearly shows that the amplitude of the nutation mode increases with Ξ . Note that the derivation of an analytical expression for the amplitude of the nutation mode is somewhat more involved and will be postponed to a subsequent work (*e.g.* using a similar approach to that of Ref. [84]).

IV. CONCLUSION

In this study, we have demonstrated, for the first time, that magnetization in magnetic semiconductors exhibits nutational motion when subjected to an external magnetic field. This nutation arises from the band splitting of conduction electrons which leads to anisotropic, distance-dependent exchange coupling between localized spins. Using a comprehensive theoretical framework, we modeled the system as consisting of conduction electrons and a ferromagnetic array of localized spins, coupled through the Vonsovskii (sd) interaction.

By applying the Feynman-Schwinger formalism, we derived an effective spin Hamiltonian after integrating out the charge degrees of freedom, which allowed us to focus on the spin dynamics. Our work extends the RKKY formalism to include external electrical and magnetic disturbances, providing an effective spin Hamiltonian with explicit expressions for the long-range exchange couplings in both Fourier and direct spaces. Then, through numerical solution of the coupled Landau-Lifshitz equations for the localized spins, we analyzed the dynamics of the net magnetic moment, identifying both nutational and precessional modes. We found that the nutation frequency decreases while its amplitude increases with the strength of the band-splitting field. In contrast, the precession frequency rises, reaching variations in the tens of GHz range, while low-lying nonuniform modes appear in the THz regime, consistent with earlier studies in other materials. Additionally, we derived analytical expressions for precession and nutation frequencies, confirming their consistency with numerical results.

Our findings show that nutation in magnetic semiconductors can occur without requiring the second time derivative in the magnetization equation of motion. Instead, here nutation is triggered by nonadiabatic contributions from environmental degrees of freedom (charge and local spin fluctuations) similar to the behavior seen in nanomagnets with surface anisotropy.

This work establishes a solid basis for advancing research on nutational dynamics in magnetic semiconductors, with exciting applications in spintronics and optoelectronic control of magnetic properties. Future studies will expand on these findings by examining the influence of magneto-crystalline anisotropy, damping, crystal structure, doping, and multi-band models to uncover more intricate nutational spectra and enhance our understanding of these dynamics in practical devices. Such advancements are crucial for understanding and manipulating spin behavior on pico- and femtosecond timescales, with significant implications for ultra-fast, energy-efficient data processing and storage technologies.

ACKNOWLEDGMENTS

The author thanks A. Michels and U. Nowak for reading the manuscript.

Appendix A: Effective action for localized spins: a path-integral approach

In this appendix, we present the details of our formalism leading to the final expression in Eq. (12) for the action of the magnetic subsystem of localized magnetic ions.

In this approach, instead of computing the grand-canonical partition function and its derivatives with respect to $\beta = 1/k_B T$ to infer the various thermodynamic functions, one represents the grand-canonical partition function as a path integral over Grassmann coherent states [69]. This amounts to replacing, at finite temperature, the creation and annihilation operators, $C_{\mathbf{k}\alpha}^\dagger(t), C_{\mathbf{k}\alpha}(t)$, in the Heisenberg representation, by the imaginary-time dependent Grassmann fields $\psi_{\mathbf{k}\alpha}^*(\tau = it), \psi_{\mathbf{k}\alpha}(\tau = it)$, respectively. Note that whereas $C_{\mathbf{k}\alpha}^\dagger$ is the adjoint of $C_{\mathbf{k}\alpha}$, the two Grassmann fields $\psi_{\mathbf{k}\alpha}^*$ and $\psi_{\mathbf{k}\alpha}$ are independent of each other.

1. Euclidean action

Using these new variables, the grand-canonical partition function reads [see *e.g.* Refs. [69, 72, 85]]

$$Z = \text{Tr} e^{-\beta \mathcal{H}} = \int \mathcal{D}[\mathbf{S}] \mathcal{D}[\psi^*] \mathcal{D}[\psi] e^{-\mathcal{A}_E} \quad (\text{A1})$$

where \mathcal{A}_E is the Euclidean action (of the general form $\mathcal{A}_E = \int_0^\beta d\tau [\eta^* \partial_\tau \eta + \mathcal{H}(\eta^*, \eta)]$)

$$\mathcal{A}_E = \int_0^\beta d\tau \sum_{\alpha, \beta} \sum_{\mathbf{k}, \mathbf{p}} \psi_{\mathbf{k}\alpha}^*(\tau) \Lambda_{\alpha\beta}(\mathbf{k}, \mathbf{p}; \tau) \psi_{\mathbf{p}\beta}(\tau) \quad (\text{A2})$$

with the bi-linear form

$$\Lambda_{\alpha\beta}(\mathbf{k}, \mathbf{p}; \tau) = \left[\delta_{\alpha\beta} \partial_\tau + E_{\mathbf{k}} \delta_{\alpha\beta} - (\boldsymbol{\xi} \cdot \boldsymbol{\sigma}_{\alpha\beta}) \right] \delta_{\mathbf{k}\mathbf{p}} + \frac{1}{V} \Upsilon(\mathbf{k} - \mathbf{p}, \tau). \quad (\text{A3})$$

Note that the Grassmann integration variables obey the anti-periodic boundary conditions in imaginary time [72, 86]

$$\psi_{\mathbf{k}\alpha}^*(\tau + \beta) = -\psi_{\mathbf{k}\alpha}^*(\tau), \quad \psi_{\mathbf{k}\alpha}(\tau + \beta) = -\psi_{\mathbf{k}\alpha}(\tau). \quad (\text{A4})$$

Next, we discuss the integration measure $\mathcal{D}[\mathbf{S}] \mathcal{D}[\psi^*] \mathcal{D}[\psi]$ in Eq. (A1). For the (local) spin variables S_α , we have ($S_\alpha = S_{S_\alpha}$)

$$\mathcal{D}[\mathbf{S}] = \prod_{\alpha=1}^{\mathcal{N}} ds_\alpha = \prod_{\alpha=1}^{\mathcal{N}} \sin \theta_\alpha d\varphi_\alpha.$$

For the Grassmann variables, we first write

$$\begin{aligned} \psi_{\mathbf{k}\alpha}^*(\tau) &= \frac{1}{\sqrt{\beta}} \sum_{n \in \mathbb{Z}} \psi_{\mathbf{k}, \omega_n, \alpha}^* e^{i\omega_n \tau}, \\ \psi_{\mathbf{k}\alpha}(\tau) &= \frac{1}{\sqrt{\beta}} \sum_{n \in \mathbb{Z}} \psi_{\mathbf{k}, \omega_n, \alpha} e^{-i\omega_n \tau}, \end{aligned} \quad (\text{A5})$$

where ω_n are the Matsubara frequencies given by

$$\omega_n = \frac{\pi}{\beta} (2n + 1), \quad n \in \mathbb{Z} \quad (\text{A6})$$

with

$$\frac{1}{\beta} \int_0^\beta d\tau e^{i(\omega_n - \omega_m)\tau} = \delta_{mn}. \quad (\text{A7})$$

Then, we have the measure for the Grassmann variables

$$\mathcal{D}[\psi^*] \mathcal{D}[\psi] = \prod_{\mathbf{k}, n, \alpha} d\psi_{\mathbf{k}, \omega_n, \alpha}^* d\psi_{\mathbf{k}, \omega_n, \alpha}.$$

For the bosonic fields, we use the Fourier transforms

$$\begin{aligned} \Phi_{\text{pl}}(\mathbf{q}, \tau) &= \frac{1}{\beta} \sum_{l \in \mathbb{Z}} e^{i\Omega_l \tau} \Phi_{\text{pl}}(\mathbf{q}, \Omega_l), \\ \mathbf{S}(\mathbf{q}, \tau) &= \frac{1}{\beta} \sum_{l \in \mathbb{Z}} e^{i\varpi_l \tau} \mathbf{S}(\mathbf{q}, \varpi_l), \end{aligned}$$

with $\Omega_l = 2\pi l/\beta$ and $\varpi_l = 2\pi l/\beta$ being bosonic Matsubara frequencies.

Therefore, Eq. (A2) becomes

$$\begin{aligned} \mathcal{A}_{\text{E}} &= \sum_{\alpha, \beta} \sum_{\mathbf{k}, \mathbf{p}} \sum_{n, m \in \mathbb{Z}} \psi_{\mathbf{k}, \omega_n, \alpha}^* (-i\omega_n) \delta_{\alpha\beta} \delta_{\mathbf{k}\mathbf{p}} \delta_{mn} \psi_{\mathbf{p}, \omega_m, \beta} \\ &+ \sum_{\alpha, \beta} \sum_{\mathbf{k}, \mathbf{p}} \sum_{n, m \in \mathbb{Z}} \psi_{\mathbf{k}, \omega_n, \alpha}^* \left[E_{\mathbf{k}} \delta_{\alpha\beta} - (\boldsymbol{\xi} \cdot \boldsymbol{\sigma}_{\alpha\beta}) \right] \delta_{\mathbf{k}\mathbf{p}} \delta_{mn} \psi_{\mathbf{p}, \omega_m, \beta} \\ &+ \sum_{\alpha, \beta} \sum_{\mathbf{k}, \mathbf{p}} \sum_{n, m \in \mathbb{Z}} \psi_{\mathbf{k}, \omega_n, \alpha}^* \frac{1}{\beta V} \left[\Phi_{\text{pl}}(\mathbf{k} - \mathbf{p}, \Omega_{m-n}) \delta_{\alpha\beta} - \frac{\lambda}{2} \mathbf{S}(\mathbf{k} - \mathbf{p}, \varpi_{m-n}) \cdot \boldsymbol{\sigma}_{\alpha\beta} \right] \delta_{mn} \psi_{\mathbf{p}, \omega_m, \beta} \end{aligned} \quad (\text{A8})$$

where $\varpi_{m-n} = \varpi_m - \varpi_n = 2\pi(m-n)/\beta$, similarly for Ω_{m-n} .

To simplify the notation, we will use the short hand notation $k = (\mathbf{k}, n), p = (\mathbf{p}, m), q = (\mathbf{q}, l)$, etc, and rewrite the action as follows:

$$\mathcal{S}_{\text{E}} = \sum_{k, p} \sum_{\alpha, \beta} \psi_{k, \alpha}^* \Lambda_{\alpha\beta}^{nm}(k, p) \psi_{p, \beta}$$

with

$$\Lambda_{\alpha\beta}^{nm}(k, p) = - \left[(i\omega_n - E_{\mathbf{k}}) \delta_{\alpha\beta} + (\boldsymbol{\xi} \cdot \boldsymbol{\sigma}_{\alpha\beta}) \right] \delta_{kp} + \frac{1}{\beta V} \left[\Phi_{\text{pl}}(k - p) \delta_{\alpha\beta} - \frac{\lambda}{2} \mathbf{S}(k - p) \cdot \boldsymbol{\sigma}_{\alpha\beta} \right] \quad (\text{A9})$$

where $\delta_{kp} \equiv \delta_{\mathbf{k}\mathbf{p}} \delta_{mn}$ and $(k - p) \rightarrow (\mathbf{k} - \mathbf{p}, \varpi_{m-n})$, remembering that for the spin variables we have the frequencies ϖ_m while for the external charge disturbance, these are Ω_m .

Summing up, the previous developments, we write

$$\begin{aligned} Z &= \int \mathcal{D}[\mathbf{S}] \mathcal{D}[\psi^*] \mathcal{D}[\psi] e^{-\mathcal{S}_{\text{E}}} = \int \mathcal{D}[\mathbf{S}] \times \prod_{\mathbf{k}, n, \alpha} d\psi_{\mathbf{k}, \omega_n, \alpha}^* d\psi_{\mathbf{k}, \omega_n, \alpha} e^{-\mathcal{A}_{\text{E}}} \\ &= \int \mathcal{D}[\mathbf{S}] \times \prod_{\mathbf{k}, n, \alpha} d\psi_{\mathbf{k}, \omega_n, \alpha}^* d\psi_{\mathbf{k}, \omega_n, \alpha} \exp \left\{ - \sum_{k, p} \sum_{\alpha, \beta} \psi_{k, \alpha}^* \Lambda_{\alpha\beta}^{nm}(\mathbf{k}, \mathbf{p}) \psi_{p, \beta} \right\}. \end{aligned}$$

Then, after integration over the Grassmann variables using $\int dc^* dc e^{-\int c^* M c} = \det M$, we obtain

$$Z = \int \mathcal{D}[\mathbf{S}] \times \det \Lambda = \int \mathcal{D}[\mathbf{S}] \times e^{\ln(\det \Lambda)} \equiv \int \mathcal{D}[\mathbf{S}] \times e^{-\mathcal{A}_{\text{eff}}}$$

where the effective \mathcal{A}_{eff} action is given by $\mathcal{A}_{\text{eff}} = -\ln(\det \Lambda) = -\text{Tr} \ln(\Lambda)$; the trace includes a trace on both the conduction electron variables and the spin variables.

2. Expanding in sd coupling

In the one-band model, the conduction band $E_{\mathbf{k}} = z\eta\gamma_{\mathbf{k}}$, $\gamma_{\mathbf{k}} = \sum_{\mathbf{a}} e^{i\mathbf{k}\cdot\mathbf{a}}/z$, is very large as compared to the sd exchange coupling λS [see Eq. (7)]. In FMS, such as europium chalcogenides (EuS), the band width is of 3–5 eV and the sd coupling is circa 0.5 eV [see the review [10]]. A similar situation applies in the case of DMS [see textbook [63] and Ref. [65]]. As such, we may perform an expansion with respect to the coupling constant λ , see also discussion in Ref. [87]. For this purpose, we rewrite the tensor in Eq. (A9) as $\Lambda = \mathcal{F} + \Pi$, *i.e.* splitting Λ into two parts \mathcal{F} and Π whose components are given by

$$\begin{aligned}\mathcal{F}_{\alpha\beta}^{nm}(\mathbf{k}, \mathbf{p}) &= -\left[(i\omega_n - E_{\mathbf{k}})\delta_{\alpha\beta} + (\boldsymbol{\xi} \cdot \boldsymbol{\sigma}_{\alpha\beta})\right]\delta_{\mathbf{k}\mathbf{p}} + \frac{1}{\beta V}\Phi_{\text{pl}}(\mathbf{k} - \mathbf{p})\delta_{\alpha\beta}, \\ \Pi_{\alpha\beta}^{nm}(\mathbf{k}, \mathbf{p}) &= -\frac{\lambda}{2\beta V}\mathbf{S}(\mathbf{k} - \mathbf{p}) \cdot \boldsymbol{\sigma}_{\alpha\beta}.\end{aligned}\quad (\text{A10})$$

\mathcal{F} represents the free contribution and Ξ that of the λ interaction, considered here as a perturbation. Then, dropping the first term which does not contain spin operators, we write $\mathcal{A}_{\text{eff}} = -\text{Tr} \log \Lambda = \mathcal{A}_{\text{eff}}^{(1)} + \mathcal{A}_{\text{eff}}^{(2)}$, where the 1st and 2nd order contributions to the effective action are given by

$$\begin{aligned}\mathcal{A}_{\text{eff}}^{(1)} &= -\text{Tr} [\mathcal{F}^{-1}\Pi], \\ \mathcal{A}_{\text{eff}}^{(2)} &= \frac{1}{2}\text{Tr} [(\mathcal{F}^{-1}\Pi)^\dagger (\mathcal{F}^{-1}\Pi)].\end{aligned}\quad (\text{A11})$$

The next task consists in computing the trace appearing above which involves summing over the spin degrees of freedom, the wave vectors and frequencies. We will first compute the trace over the (electron) spin variables using the well known properties of the spin-1/2 algebra of the Pauli matrices $\sigma_i, i = 1, 2, 3$. For later reference, we introduce a few new operators. First, we rewrite the operator \mathcal{F} appearing in (A10), which represents the contribution in the absence of the sd coupling, as

$$\mathcal{F}_{\alpha\beta}^{nm}(\mathbf{k}, \mathbf{p}) = F^{nm}(\mathbf{k}, \mathbf{p})\delta_{\alpha\beta} - \delta_{\mathbf{k}\mathbf{p}}\delta^{nm}(\boldsymbol{\xi} \cdot \boldsymbol{\sigma}_{\alpha\beta}) \quad (\text{A12})$$

where

$$F^{nm}(\mathbf{k}, \mathbf{p}) = F_0^{nm}(\mathbf{k}, \mathbf{p}) + \frac{1}{\beta V}\Phi_{\text{pl}}(\mathbf{k} - \mathbf{p}, \Omega_{m-n}) \quad (\text{A13})$$

is the contribution in the absence of the effective magnetic field (and is thereby independent of spin variables) and

$$F_0^{nm}(\mathbf{k}, \mathbf{p}) = -(i\omega_n - E_{\mathbf{k}})\delta^{nm}\delta_{\mathbf{k}\mathbf{p}} \quad (\text{A14})$$

is the contribution in the absence of any kind of interactions. Note that in tensor form, we may write $\mathcal{F} = F \otimes \mathbb{1}_s - \mathbb{1}_p \otimes (\boldsymbol{\xi} \cdot \boldsymbol{\sigma})$, where $\mathbb{1}_s, \mathbb{1}_p$ are the identity matrices in the space of spin variables and wave vectors, respectively.

To compute the inverse of \mathcal{F} , needed in Eq. (A11), we note that, with regard to spin variables, \mathcal{F} is a linear combination of the unit matrix $\mathbb{1}_s$ and the three Pauli matrices $\boldsymbol{\sigma}$, forming a complete set of the space of 2×2 matrices. Hence, we may seek \mathcal{F}^{-1} in the form $\mathcal{F}^{-1} = M\mathbb{1}_s + \boldsymbol{\phi} \cdot \boldsymbol{\sigma}$, where M is an $\mathcal{N} \times \mathcal{N}$ matrix in phase space and $\boldsymbol{\phi}$ is a result of an $\mathcal{N} \times \mathcal{N}$ matrix acting on a vector. Then, using $\text{Tr}\sigma^i = 0$ and $(\sigma^i)^2 = \mathbb{1}_s$, we obtain the coefficients M and $\boldsymbol{\phi}$. Doing so, we find that the inverse of \mathcal{F} is given by

$$\begin{aligned}\mathcal{F}^{-1} &= -(\xi^2\mathbb{1}_p - F^2)^{-1}[F\mathbb{1}_s + (\boldsymbol{\xi} \cdot \boldsymbol{\sigma})] \\ &\equiv -\mathcal{D}[F\mathbb{1}_s + (\boldsymbol{\xi} \cdot \boldsymbol{\sigma})]\end{aligned}\quad (\text{A15})$$

where we have introduced the tensor

$$\mathcal{D} \equiv (\xi^2\mathbb{1}_p - F^2)^{-1} = (\xi\mathbb{1}_p - F)^{-1}(\xi\mathbb{1}_p + F)^{-1} \quad (\text{A16})$$

which is also diagonal in spin variables. We then obtain the result

$$\mathcal{F}^{-1}\Xi = \frac{\lambda}{2\beta V}\mathcal{D}(\boldsymbol{\xi} \cdot \boldsymbol{\sigma} + F\mathbb{1}_s) \times [\mathbf{S}(\mathbf{k} - \mathbf{p}) \cdot \boldsymbol{\sigma}]. \quad (\text{A17})$$

Finally, we define the Green's function

$$\begin{aligned}\mathcal{G} &\equiv -\mathcal{F} = \mathcal{D}(F\mathbb{1}_s + \boldsymbol{\xi} \cdot \boldsymbol{\sigma}) \\ &= (\xi\mathbb{1}_p - F)^{-1} (\xi\mathbb{1}_p + F)^{-1} (F\mathbb{1}_s + \boldsymbol{\xi} \cdot \boldsymbol{\sigma}).\end{aligned}\quad (\text{A18})$$

It is easy to see that when there is no external disturbance ($\Phi_{\text{pl}} \equiv 0$, $\xi = 0$), \mathcal{G} becomes the “free propagator” $\mathcal{G}_0 = -F^{-1}$ with the components

$$(\mathcal{G}_0)_{\alpha\beta}^{nm}(\mathbf{k}, \mathbf{p}) = \frac{1}{i\omega_n - E_{\mathbf{k}}} \delta_{\alpha\beta} \delta_{\mathbf{k}\mathbf{p}} \delta_{nm}.\quad (\text{A19})$$

Next, to obtain the 1st and 2nd order contributions, we compute the traces in Eq. (A11) using the following identities (which are well known properties of the spin-1/2 algebra)

$$\begin{aligned}(\boldsymbol{\sigma} \cdot \mathbf{a})(\boldsymbol{\sigma} \cdot \mathbf{b}) &= (\mathbf{a} \cdot \mathbf{b})\mathbb{1}_s + i\boldsymbol{\sigma} \cdot (\mathbf{a} \times \mathbf{b}). \\ \text{Tr}\sigma^i &= 0, \\ \text{Tr}(\sigma^i \sigma^j) &= 2\delta^{ij}, \quad i, j = 1, 2, 3, \\ \text{Tr}(\sigma^i \sigma^j \sigma^k) &= 2i\epsilon^{ijk}, \\ \text{Tr}(\sigma^i \sigma^j \sigma^k \sigma^l) &= 2(\delta^{ij}\delta^{kl} - \delta^{ik}\delta^{jl} + \delta^{il}\delta^{jk}).\end{aligned}\quad (\text{A20})$$

Doing so we obtain the effective action in Eq. (A21).

$$\begin{aligned}\mathcal{A}_{\text{eff}} &= -\frac{\lambda}{\beta V} \sum_{p, \kappa} \mathcal{D}_{p, p+\kappa} [\boldsymbol{\xi} \cdot \mathbf{S}(\kappa)] \\ &+ 2 \left(\frac{\lambda}{2\beta V} \right)^2 \sum_{p, q} \sum_{\kappa, \kappa'} \mathcal{D}_{p, q+\kappa} \mathcal{D}_{q, p+\kappa'} [\boldsymbol{\xi} \cdot \mathbf{S}(\kappa)] [\boldsymbol{\xi} \cdot \mathbf{S}(\kappa')] \\ &+ \left(\frac{\lambda}{2\beta V} \right)^2 \sum_{p, q} \sum_{\kappa, \kappa'} \left\{ [\mathcal{D}F]_{p, q+\kappa} [\mathcal{D}F]_{q, p+\kappa'} - \xi^2 \mathcal{D}_{p, q+\kappa} \mathcal{D}_{q, p+\kappa'} \right\} [\mathbf{S}(\kappa) \cdot \mathbf{S}(\kappa')]\end{aligned}\quad (\text{A21})$$

with the operators F and \mathcal{D} being given by Eqs. (A12) and (A16), respectively.

Note that the 1st-order contribution (first term) vanishes in the absence of the applied magnetic field. This contribution leads to an effective gyromagnetic factor of the localized spins [52, 62, 64, 73, 88] which is linear in the magnetic field. The 2nd-order contribution yields two types of effective exchange coupling that depend on the (effective) magnetic field (Ξ). This will be discussed at length in Section III.

3. Effective spin Hamiltonian of the MS in an external magnetic field

In what follows we focus on the derivation of the effective Hamiltonian for the localized spins under an external magnetic field, ignoring the electrical disturbance.

In the presence of the splitting field ($\Xi \neq 0$), \mathcal{D} is given by Eq. (A16) and the 1st order contribution to the effective action becomes

$$\mathcal{A}_{\text{eff}}^{(1)} = -\frac{1}{2} \frac{\lambda}{V} \sum_{\mathbf{k}} \left\{ \frac{1}{\beta} \sum_n \left[\frac{1}{i\omega_n - E_{\mathbf{k}}^-} - \frac{1}{i\omega_n - E_{\mathbf{k}}^+} \right] \right\} (\mathbf{S}_0 \cdot \mathbf{e}_{\xi})$$

where $\mathbf{e}_{\xi} = \boldsymbol{\xi}/\xi$, the verse of the magnetic field and $\mathbf{S}_0 = \sum_i \mathbf{S}_i$.

Next, we make use of the usual technique to sum over the Matsubara frequencies [89]

$$\frac{1}{\beta} \sum_{n \in \mathbb{Z}} g(i\omega_n) = \sum_{z_0 \in \text{poles}(g)} \text{Res}_{z=z_0} [g(z) f_{\eta}(z)]\quad (\text{A22})$$

where $g(z)$ is supposed to be a holomorphic function except at the poles $z = z_0$ and $f_\eta(z)$ is the distribution function

$$f_\eta(z) = \begin{cases} \frac{1}{e^{\beta z} + 1}, & \text{Fermi - Dirac } (\eta = -1), \quad \omega_n = \frac{\pi}{\beta} (2n + 1), \\ \frac{1}{e^{\beta z} - 1}, & \text{Bose - Einstein } (\eta = 1), \quad \omega_n = \frac{2\pi n}{\beta}. \end{cases}$$

In particular, we have the general formula

$$\frac{1}{\beta} \sum_n \frac{1}{(i\omega_n - \varepsilon)^l} = -\frac{\eta}{(l-1)!} \left(\frac{\partial^{l-1} f_\eta}{\partial \varepsilon^{l-1}} \right) (\varepsilon). \quad (\text{A23})$$

Consequently, the first contribution to the effective action becomes

$$\mathcal{A}_{\text{eff}}^{(1)} = -\frac{\lambda}{2V} \sum_{\mathbf{k}} [f_{\text{FD}}(E_{\mathbf{k}}^+) - f_{\text{FD}}(E_{\mathbf{k}}^-)] (\mathbf{S}_0 \cdot \mathbf{e}_\xi). \quad (\text{A24})$$

This can also be rewritten as

$$\mathcal{A}_{\text{eff}}^{(1)} = -\frac{\lambda}{8} \left(\frac{1}{V} \sum_{\mathbf{k}} \frac{\sinh(\beta \xi)}{\cosh(\beta E_{\mathbf{k}}^+) \cosh(\beta E_{\mathbf{k}}^-)} \right) (\mathbf{S}_0 \cdot \mathbf{e}_\xi)$$

with

$$E_{\mathbf{k}}^\mu = E_{\mathbf{k}} + \mu \Xi, \mu = \pm 1 \quad (\text{A25})$$

The sum over \mathbf{k} yields the population difference induced by the effective magnetic field, or equivalently the polarization of the band. Obviously, this effect vanishes for $\Xi = 0$.

The calculation of the 2nd-order contribution is more involved and comprises several different contributions. It makes use of the same technique for computing the various sums over Matsubara frequencies. We also use the fact that the Fermi-Dirac distribution function does not change under a translation by a bosonic frequency, *i.e.* $f_{\text{FD}}(\varepsilon + i\varpi_m) = f_{\text{FD}}(\varepsilon)$.

The final result for the 2nd-order contribution to the effective action then reads

$$\begin{aligned} \mathcal{A}_{\text{eff}}^{(2)} = & \frac{1}{2} \left(\frac{\lambda}{2V} \right)^2 \sum_{\mathbf{p}, \mathbf{k}} \frac{1}{\beta} \sum_m [\mathbf{S}(-\mathbf{k}) \cdot \mathbf{S}(\mathbf{k})] \left\{ \frac{f_{\text{FD}}(E_{\mathbf{p}}^-) - f_{\text{FD}}(E_{\mathbf{p}+\mathbf{k}}^+)}{i\varpi_m + E_{\mathbf{p}} - E_{\mathbf{p}+\mathbf{k}} - 2\Xi} + (\Xi \longleftrightarrow -\Xi) \right\} \\ & + \frac{1}{2} \left(\frac{\lambda}{2V} \right)^2 \sum_{\mathbf{k}, \mathbf{p}} \frac{1}{\beta} \sum_m [\mathbf{S}(-\mathbf{k}) \cdot \mathbf{e}_\xi] [\mathbf{S}(\mathbf{k}) \cdot \mathbf{e}_\xi] \\ & \left\{ \frac{f_{\text{FD}}(E_{\mathbf{p}}^-) - f_{\text{FD}}(E_{\mathbf{p}+\mathbf{k}}^-)}{i\varpi_m + E_{\mathbf{p}} - E_{\mathbf{p}+\mathbf{k}}} - \frac{f_{\text{FD}}(E_{\mathbf{p}}^-) - f_{\text{FD}}(E_{\mathbf{p}+\mathbf{k}}^+)}{i\varpi_m + E_{\mathbf{p}} - E_{\mathbf{p}+\mathbf{k}} - 2\Xi} + (\Xi \longleftrightarrow -\Xi) \right\}. \end{aligned} \quad (\text{A26})$$

Note that the latter expression is an even function of the magnetic field variable Ξ .

Therefore, the total effective action of the subsystem of localized spins, in the presence of an external magnetic field, is given in Eq. (12).

Appendix B: Effective exchange couplings in Fourier and direct space

In this Appendix, we derive explicit analytical expressions of the RKKY exchange couplings. These are needed in direct space for the numerical solution of the Landau-Lifshitz equation and the study of the dynamics of the effective spin model [see Section III B], and in Fourier space for the analysis of the excitation modes and their energy dispersion (see Section III C).

1. Exchange coupling in Fourier space

In order to obtain explicit expressions for the exchange couplings $\mathcal{J}_{\parallel}(\mathbf{k}, \omega; \xi)$ and $\mathcal{J}_{\perp}(\mathbf{k}, \omega; \xi)$ appearing in Eqs. (20, 19), as functions of the distance (\mathbf{r}_{ij}) between any pair of localized spins, we need to compute the following generic integral

$$I_{\mu\nu}(k) = \int \mathcal{D}p \frac{f(E_{\mathbf{p}}^{\mu}) - f(E_{\mathbf{p}+\mathbf{k}}^{\nu})}{\omega + E_{\mathbf{p}}^{\mu} - E_{\mathbf{p}+\mathbf{k}}^{\nu}}. \quad (\text{B1})$$

where we have replaced the sum with an integral using $\mathcal{D}p = d^3p / (2\pi)^3$; $E_{\mathbf{p}}^{\mu} = E_{\mathbf{p}} + \mu\Xi$, $\mu = \pm 1$. We also introduce the (modified) Fermi momentum and energy

$$\begin{aligned} k_{\text{F}}^{\mu} &= \sqrt{k_{\text{F}}^2 + \mu \frac{2m\Xi}{\hbar^2}} = k_{\text{F}} \sqrt{1 + \mu \frac{\Xi}{\epsilon_{\text{F}}}}, \quad \epsilon_{\text{F}} = \frac{\hbar^2 k_{\text{F}}^2}{2m}, \\ \epsilon_{\text{F}}^{\mu} &= \frac{\hbar^2 (k_{\text{F}}^{\mu})^2}{2m} = \epsilon_{\text{F}} + \mu\Xi, \mu = \pm 1 \text{ (or } \uparrow\downarrow), \end{aligned}$$

together with the density of states at the Fermi energy

$$\rho_{\text{F}}^{\mu} = \frac{mk_{\text{F}}^{\mu}}{\hbar^2 \pi^2} = \rho_{\text{F}} \sqrt{1 + \mu \frac{\Xi}{\epsilon_{\text{F}}}}.$$

The density of states of a three dimensional parabolic spectrum is $\rho(\epsilon) = \frac{(2m)^{3/2}}{2\pi^2 \hbar^3} \sqrt{\epsilon}$ and $\rho_{\text{F}} = \rho(\epsilon_{\text{F}}) = \frac{mk_{\text{F}}}{\hbar^2 \pi^2}$. Finally, as usual, we introduce the dimensionless parameters

$$x = \frac{k}{k_{\text{F}}^{\mu}}, \quad \frac{k}{2k_{\text{F}}^{\mu}} \equiv \tilde{k}_{\mu}, \quad \omega_{\mu\nu}(\Xi) = \omega + (\mu - \nu)\Xi.$$

Then, following the procedure described in many textbooks [see *e.g.* [90]], one obtains

$$I_{\mu\nu}(\mathbf{k}, \omega; \Xi) = \frac{\rho_{\text{F}}^{\mu}}{4} \Lambda_{\mu\nu}^{-} \mathcal{F}\left(\frac{k}{2k_{\text{F}}^{\mu}} \Lambda_{\mu\nu}^{-}\right) + \frac{\rho_{\text{F}}^{\nu}}{4} \Lambda_{\mu\nu}^{+} \mathcal{F}\left(\frac{k}{2k_{\text{F}}^{\nu}} \Lambda_{\mu\nu}^{+}\right) \quad (\text{B2})$$

where

$$\Lambda_{\mu\nu}^{\mp}(k, \omega; \Xi) = 1 \mp \frac{2m\omega_{\mu\nu}(\Xi)}{\hbar^2 k^2} = 1 \mp \frac{\omega_{\mu\nu}(\Xi)}{E_{\mathbf{k}}} \quad (\text{B3})$$

and

$$\mathcal{F}(x) = \frac{1}{2} + \frac{1-x^2}{4x} \log \left[\frac{x+1}{x-1} \right]$$

is the Lindhard function.

In case $\Xi = 0$, $\omega_{\mu\nu} \equiv \omega$, $k^{\uparrow\downarrow} = k$, and

$$\begin{aligned} I_{\mu\nu}(\mathbf{k}, \omega; 0) &= \frac{\rho_{\text{F}}}{4} \left(1 - \frac{2m\omega}{\hbar^2 k^2} \right) \mathcal{F}\left[\frac{k}{2k_{\text{F}}} \left(1 - \frac{2m\omega}{\hbar^2 k^2} \right) \right] + (\omega \rightarrow -\omega) \\ &= \frac{\rho_{\text{F}}}{4} \left[1 + \frac{1}{4\tilde{k}} \left[1 - \left(\tilde{k} - \frac{\tilde{\omega}}{\tilde{k}} \right)^2 \right] \log \left[\frac{\left(\tilde{k} - \frac{\tilde{\omega}}{\tilde{k}} \right) + 1}{\left(\tilde{k} - \frac{\tilde{\omega}}{\tilde{k}} \right) - 1} \right] + (\omega \rightarrow -\omega) \right] \end{aligned}$$

with $\tilde{\omega} = \omega / (4\epsilon_{\text{F}})$.

This is the result obtained by many authors in the absence of the external magnetic field, see *e.g.* the textbook [90], where the calculations are done for the dynamic spin susceptibility with a factor of 2 (from electron spin).

In the following, we will focus on the RKKY exchange coupling as a function of space and this is given by the static limit of the couplings (20) and (19). In this limit, (B2), becomes $(\Lambda_{\mu\nu}^{\mp}(k, 0; \xi) = 1 \mp \frac{2m(\mu-\nu)\xi}{\hbar^2 k^2})$

$$I_{\mu\nu}(\mathbf{k}, 0; \Xi) = \frac{\rho_F^\mu}{4} \Lambda_{\mu\nu}^-(k, 0; \Xi) \mathcal{F}\left(\frac{k}{2k_F^\mu} \Lambda_{\mu\nu}^-(k, 0; \Xi)\right) + \frac{\rho_F^\nu}{4} \Lambda_{\mu\nu}^+(k, 0; \Xi) \mathcal{F}\left(\frac{k}{2k_F^\nu} \Lambda_{\mu\nu}^+(k, 0; \Xi)\right). \quad (\text{B4})$$

Accordingly, from Eq. (19) we have

$$\mathcal{J}_{\parallel}(\mathbf{k}, 0; \Xi) = \frac{\lambda^2}{8} I_{--}(\mathbf{k}, \omega; \Xi) + (\Xi \longrightarrow -\Xi) = \frac{\lambda^2}{8} \left[\frac{\rho_F^\uparrow}{2} \mathcal{F}\left(\frac{k}{2k_F^\uparrow}\right) + \frac{\rho_F^\downarrow}{2} \mathcal{F}\left(\frac{k}{2k_F^\downarrow}\right) \right]. \quad (\text{B5})$$

Now, we deal with the coupling $\mathcal{J}_{\perp}(\mathbf{k}, \omega; \Xi)$. Starting from Eq. (20) and using again Eq. (B4), we obtain $(\Lambda_{-+}^{\mp}(k, 0; \Xi) = 1 \pm 2\Xi/E_{\mathbf{k}})$ and

$$I_{-+}(\mathbf{k}, 0; \Xi) = \frac{\rho_F^\mu}{4} \Lambda_{-+}^-(k, 0; \Xi) \mathcal{F}\left(\frac{k}{2p_F^\mu} \Lambda_{-+}^-(k, 0; \Xi)\right) + \frac{\rho_F^\nu}{4} \Lambda_{-+}^+(k, 0; \Xi) \mathcal{F}\left(\frac{k}{2p_F^\nu} \Lambda_{-+}^+(k, 0; \Xi)\right)$$

$$\mathcal{J}_{\perp}(\mathbf{k}, 0; \Xi) = \frac{\lambda^2}{8} I_{-+}(\mathbf{k}, 0; \Xi) + (\Xi \longrightarrow -\Xi) \quad (\text{B6})$$

or more explicitly

$$\mathcal{J}_{\perp}(\mathbf{k}, 0; \Xi) = \frac{\lambda^2}{4} \frac{\rho_F^\uparrow}{4} \left[1 + \frac{\Xi}{2\epsilon_F^\uparrow} \left(\frac{k}{2k_F^\uparrow} \right)^{-2} \right] \mathcal{F}\left(\frac{k}{2p_F^\uparrow} \left[1 + \frac{\Xi}{2\epsilon_F^\uparrow} \left(\frac{k}{2k_F^\uparrow} \right)^{-2} \right]\right) + (\Xi \longrightarrow -\Xi). \quad (\text{B7})$$

2. Exchange coupling in direct space

In order to derive the spatial dependence of the exchange couplings, *i.e.* $\mathcal{J}_{\parallel}(\mathbf{r}_{ij})$ and $\mathcal{J}_{\perp}(\mathbf{r}_{ij})$ appearing in the effective Hamiltonian (15), we need to compute the inverse Fourier transform of the couplings in Eqs. (20, 19). Using the definition

$$\mathcal{J}_{\alpha}(\mathbf{r}, 0; \Xi) = \int \mathcal{D}p e^{-i\mathbf{k}\cdot\mathbf{r}} \mathcal{J}_{\alpha}(\mathbf{k}, 0; \Xi) = \int_0^\infty \frac{k dk}{2\pi^2 r} \mathcal{J}_{\alpha}(k, 0; \Xi) \sin(kr)$$

and following the standard procedure described, for example in Ref. 91, we obtain for the longitudinal coupling

$$\mathcal{J}_{\parallel}(r, \Xi) = \frac{\lambda^2}{2\pi} \left[\frac{\rho_F^\uparrow}{2} \left(k_F^\uparrow \right)^3 \Phi\left(2k_F^\uparrow r\right) + \frac{\rho_F^\downarrow}{2} \left(k_F^\downarrow \right)^3 \Phi\left(2k_F^\downarrow r\right) \right] \quad (\text{B8})$$

with

$$\Phi(x) = \frac{\sin x - x \cos x}{x^4}.$$

More explicitly, we have

$$\mathcal{J}_{\parallel}(r, \Xi) = \frac{\lambda^2 m k_F^4}{2\pi^3 \hbar^2} \frac{1}{2} \left[\left(1 + \frac{\Xi}{\epsilon_F} \right)^2 \Phi\left(2k_F^\uparrow r\right) + \left(1 - \frac{\Xi}{\epsilon_F} \right)^2 \Phi\left(2k_F^\downarrow r\right) \right]. \quad (\text{B9})$$

For $\Xi = 0$, this reduces to the well known result

$$\mathcal{J}_{\parallel}(r) = \frac{\lambda^2 m k_F^4}{2\pi^3 \hbar^2} \Phi(2k_F r). \quad (\text{B10})$$

The calculation of the inverse Fourier transform of the transverse exchange coupling (B6) is more involved. In Ref. [75] an expression for this coupling was given which we have checked and reproduced below. We have numerically computed the inverse Fourier transforms of the couplings $\mathcal{J}_{\parallel}(r, \Xi)$ and $\mathcal{J}_{\perp}(r, \Xi)$ and checked that we recover the expressions in Eqs. (B5, B7). We have also checked their numerical values against those obtained by the numerical studies of Refs. [92, 93] for the specific case of ZnO of variable doping with Mn or Co.

One may resort to an expansion in terms of the field Ξ . However, it turns out that the first contribution is of second order but the corresponding expression is rather cumbersome and will not be used here.

Using our notations and correcting a misprint, we rewrite the expression for the inverse Fourier transform of the transverse coupling given in Ref. [75] as follows,

$$\begin{aligned} \mathcal{J}_{\perp}(r, 0; \xi) = \frac{\lambda^2 m}{8\pi^3 \hbar^2 r^4} \Bigg\{ & \\ & + \left[(k_F^-)^2 r^2 - 2 \right] (k_F^+ r) \cos(k_F^+ r) - (k_F^+ k_F^- r^2 - 2) \left(\sqrt{k_F^+ k_F^-} r \right) \cos \left(\sqrt{k_F^+ k_F^-} r \right) \\ & + \left[(k_F^-)^2 r^2 + 2 \right] \sin(k_F^+ r) - (k_F^+ k_F^- r^2 + 2) \sin \left(\sqrt{k_F^+ k_F^-} r \right) \\ & + k_F^+ k_F^- r^2 \left[\text{Si}(k_F^+ r) - \text{Si} \left(\sqrt{k_F^+ k_F^-} r \right) \right] \Bigg\} \\ & + \frac{\lambda^2 m}{4\pi^3 \hbar^2 r^4} \left[(k_F^+ k_F^- r^2) \text{H}_0 \left(\sqrt{2k_F^+ k_F^-} r \right) - r \sqrt{2k_F^+ k_F^-} \text{H}_1 \left(\sqrt{2k_F^+ k_F^-} r \right) \right] \end{aligned} \quad (\text{B11})$$

where

$$\text{Si}(z) = \int_0^z dt \frac{\sin t}{t},$$

and $\text{H}_n(z)$, $n = 0, 1$ is the Struve function that is given by the solution of differential equation[94]

$$z^2 \frac{d^2 y}{dz^2} + z \frac{dy}{dz} + (z^2 - n^2) y = \frac{2}{\pi} \frac{z^{n+1}}{\pi (2n-1)!!}.$$

-
- [1] G. A. Prinz, Hybrid ferromagnetic-semiconductor structure, *Science* **250**, 1092 (1990).
 - [2] Wolf et al., Spintronics: a spin-based electronics vision for the future, *Science* **294**, 1488 (2001).
 - [3] J. K. Furdyna and J. Kossut, Semiconductors and semimetals, in *Diluted Magnetic Semiconductors*, Vol. 25, edited by J. K. Furdyna and J. Kossut (ACADEMIC PRESS, INC., 2002).
 - [4] H. Ohno, H. Munekata, T. Penney, S. von Molnár, and L. L. Chang, Magnetotransport properties of p-type (in,mn)as diluted magnetic iii-v semiconductors, *Phys. Rev. Lett.* **68**, 2664 (1992).
 - [5] F. Matsukura and H. Ohno and T. Dietl, chapter 1 III-V Ferromagnetic Semiconductors, *Handbook of Magnetic Materials* **14**, 1 (2002).
 - [6] A. Singh, A. Datta, S. K. Das, and V. A. Singh, Ferromagnetism in a dilute magnetic semiconductor: Generalized RKKY interaction and spin-wave excitations, *Phys. Rev. B* **68**, 235208 (2003).
 - [7] T. Jungwirth, J. Sinova, J. Mašek, J. Kučera, and A. H. MacDonald, Theory of ferromagnetic (iii,mn)v semiconductors, *Rev. Mod. Phys.* **78**, 809 (2006).
 - [8] T. Dietl, H. Ohno, and F. Matsukura, Ferromagnetic semiconductor heterostructures for spintronics, *IEEE Transactions on Electron Devices* **54**, 945 (2007).
 - [9] J. O. W. Dietrich, A. J. Henderson and H. Meyer, Spin-wave analysis of specific heat and magnetization in EuO and Eus, *Phys. Rev. B* **12**, 2844 (1975).
 - [10] A. Mauger and C. Godart, The magnetic, optical, and transport properties of representatives of a class of magnetic semiconductors: The europium chalcogenides, *Physics Reports* **141**, 51 (1986).
 - [11] A. Mauger and D. L. Mills, Magnetic excitations in ferromagnetic semiconductors: Application to EuO, *Phys. Rev. B* **28**, 6553 (1983).
 - [12] R. M. White and R. B. Woolsey, Magnon Corrections to the Effective Mass of an Electron in a Magnetic Semiconductor, *Phys. Rev.* **176**, 908 (1968).
 - [13] R. B. Woolsey and R. M. White, Electron-Magnon Interaction in Ferromagnetic Semiconductors, *Phys. Rev. B* **1**, 4474 (1970).

- [14] T. Dietl, Theory of ferromagnetic semiconductors, *Semicond. Sci. Technol.* **17**, 377 (2002).
- [15] Katayama-Yoshida et al., Theory of ferromagnetic semiconductors, *Phys. Stat. Sol. (a)* **204**, 15 (2007).
- [16] Orlov et al., Development of Ferromagnetic Semiconductors for Applications in Spin Electronics: State and Outlook, *Russian Microelectronics* **41**, 443 (2012).
- [17] N. Hasan, Ferromagnetic semiconductors and spintronic devices, arXiv:2401.17554v1 (2024).
- [18] Th. Gerrits, M. L. Schneider, A. B. Kos, and T. J. Silva, Large-angle magnetization dynamics measured by time-resolved ferromagnetic resonance, *Phys. Rev. B* **73**, 094454 (2006).
- [19] N. Barros, M. Rassam, H. Jirari and H. Kachkachi, *Optimal switching of a nanomagnet assisted by microwaves*, Optimal switching of a nanomagnet assisted by microwaves, *Phys. Rev. B* **83**, 144418 (2011).
- [20] Y. Li, A.-L. Barra, S. Auffret, U. Ebels, and W. E. Bailey, Inertial terms to magnetization dynamics in ferromagnetic thin films, *Phys. Rev. B* **92**, 140413 (2015); K. Neeraj et al., Inertial spin dynamics in ferromagnets, *Nature Phys.* **17**, 245 (2021); U. Unikandanunni et al., Inertial spin dynamics in epitaxial cobalt films, *Phys. Rev. Lett.* **129**, 237201 (2022); A. De, J. Schlegel, A. Lentfert, L. Scheuer, B. Stadtmüller, Ph. Pirro, G. von Freymann, U. Nowak, and M. Aeschlimann, Nutation: separating the spin from its magnetic moment, arXiv:2405.01334 (2024).
- [21] H. C. Torrey, Transient nutations in nuclear magnetic resonance, *Phys. Rev.* **76**, 1059 (1949).
- [22] G. B. Hocker and C. L. Tang, Observation of the Optical Transient Nutation Effect, *Phys. Rev. Lett.* **21**, 592 (1968).
- [23] N. C. Verma and R. W. Fessenden, Time resolved ESR spectroscopy. II. The behavior of H atom signals, *J. Chem. Phys.* **58**, 2501 (1973).
- [24] P. Atkins, A. Dobbs, and K. McLauchlan, Transient nutations in electron spin resonance, *Chemical Physics Letters* **25**, 105 (1974).
- [25] G. G. Fedoruk, Transient nutation EPR spectroscopy of condensed media (Review), *J. Appl. Spectroscopy* **69**, 161 (2002).
- [26] J.-X. Zhu and J. Fransson, Electric field control of spin dynamics in a magnetically active tunnel junction, *J. Phys.: Condens. Matter* **18**, 9929 (2006).
- [27] J. Fransson and J.-X. Zhu, Spin dynamics in a tunnel junction between ferromagnets, *New Journal of Physics* **10**, 013017 (2008).
- [28] J. Fransson, Detection of spin reversal and nutations through current measurements, *Nanotechnology* **19**, 285714 (2008).
- [29] Z. Nussinov, A. Shnirman, D. P. Arovas, A. V. Balatsky, and J. X. Zhu, Spin and spin-wave dynamics in Josephson junctions, *Phys. Rev. B* **71**, 214520 (2005).
- [30] J.-X. Zhu, Z. Nussinov, A. Shnirman, and A. V. Balatsky, Novel Spin Dynamics in a Josephson Junction, *Phys. Rev. Lett.* **92** (2004).
- [31] R. Mondal, M. Berritta, A. K. Nandy, and P. M. Oppeneer, Relativistic theory of magnetic inertia in ultrafast spin dynamics, *Phys. Rev. B* **96**, 024425 (2017).
- [32] R. Mondal and P. M. Oppeneer, Relativistic theory of magnetic inertia in ultrafast spin dynamics, *J. Phys.: Condens. Matter* **32**, 455802 (2020).
- [33] S. Bhattacharjee, L. Nordström, and J. Fransson, Atomistic Spin Dynamic Method with both Damping and Moment of Inertia Effects Included from First Principles, *Phys. Rev. Lett.* **108**, 057204 (2012).
- [34] M. Fähnle, D. Steiauf, and C. Illg, Generalized Gilbert equation including inertial damping: Derivation from an extended breathing Fermi surface model, *Phys. Rev. B* **84**, 172403 (2011).
- [35] T. Kikuchi and G. Tatara, Spin dynamics with inertia in metallic ferromagnets, *Phys. Rev. B* **92**, 184410 (2015).
- [36] D. Thonig, O. Eriksson, M. Pereiro, Magnetic moment of inertia within the torque-torque correlation model, *Scientific Reports* **7**, 931 (2017).
- [37] R. Cheng, X. Wu, and D. Xiao, Spin-mechanical inertia in antiferromagnets, *Phys. Rev. B* **96**, 054409 (2017).
- [38] I. Makhfudz, and E. Olive, S. Nicolis, Nutation wave as a platform for ultrafast spin dynamics in ferromagnets, *Applied Physics Letters* **117**, 132403 (2020).
- [39] P. Thibaudau, S. Nicolis, Emerging magnetic nutation, *Eur. Phys. J. B* **94**, 196 (2021).
- [40] M.-C. Ciornei, J. M. Rubi, and J. E. Wegrowe, Magnetization dynamics in the inertial regime: Nutation predicted at short time scales, *Phys. Rev. B* **83**, 020410 (2011).
- [41] E. Olive, Y. Lansac, and J. E. Wegrowe, Beyond ferromagnetic resonance: The inertial regime of the magnetization, *Appl. Phys. Lett.* **100**, 192407 (2012).
- [42] E. Olive, Y. Lansac, M. Meyer, M. Hayoun, and J.-E. Wegrowe, Deviation from the Landau-Lifshitz-Gilbert equation in the inertial regime of the magnetization, *Journal of Applied Physics* **117**, 213904 (2015).
- [43] E. Olive and J. E. Wegrowe, The magnetic monopole and the separation between fast and slow magnetic degrees of freedom, *J. Phys.: Condens. Mat.* **28**, 106001 (2016).
- [44] L. D. Landau and E. M. Lifshitz, On the theory of dispersion of magnetic permeability in ferromagnetic bodies, *Phys. Z. Sowjetunion* **8**, 153 (1935).
- [45] T. L. Gilbert, *Formulation, Foundations and Applications of the Phenomenological Theory of Ferromagnetism*, Ph.D. thesis, Illinois Institute of Technology, Chicago (1956).
- [46] R. Bastardis, F. Vernay, and H. Kachkachi, Magnetization nutation induced by surface effects in nanomagnets, *Phys. Rev. B* **98**, 165444 (2018).
- [47] M. Adams, R. Bastardis, A. Michels, and H. Kachkachi, Low-frequency signature of magnetization nutation in nanomagnets, *Phys. Rev. B* **110**, 054415 (2024).
- [48] J.-H. Lee et al., Nutation-like-mode excitation of coupled vortex cores in magnetic spherical shells, *J. Appl. Phys.* **122**, 233903 (2017).
- [49] Z. Gareeva and K. Guslienko, Nutation excitations in the gyrotropic vortex dynamics in a circular magnetic nanodot,

- Nanomaterials **13**, 461 (2023).
- [50] D. Urzagasti and I. Ocampo, Localized precessional and nutational states in easy-axis iron and cobalt wires, *J. Magn. Magn. Mater.* **513**, 167193 (2020).
 - [51] D. D. Awschalom and N. Samarth, Optical Manipulation, Transport and Storage of Spin Coherence in Semiconductors, in *Semiconductor Spintronics and Quantum Computation*, edited by D. D. Awschalom and D. Loss (Springer, 2002) pp. 147–193.
 - [52] R. C. Myers, K. C. Ku, X. Li, N. Samarth, and D. D. Awschalom, Optoelectronic control of spin dynamics at near-terahertz frequencies in magnetically doped quantum wells, *Phys. Rev. B* **72**, 041302 (2005).
 - [53] V. Y. Irkhin, S. V. Vonsovskii and a contemporary model description of magnetism, *Phys. Metals Metallogr.* **110**, 602 (2010).
 - [54] M. Takahashi, Carrier states in ferromagnetic semiconductors and diluted magnetic semiconductors - Coherent potential approach, *Materials* **3**, 3740 (2010).
 - [55] E. L. Nagaev, Spin Polaron theory for magnetic semiconductors with narrow bands, *physica status solidi (b)* **65**, 11 (1974).
 - [56] E. L. Nagaev, *Physics of magnetic semiconductors* (Mir Publishers, 1983).
 - [57] R. Sutarto, *EuO and Gd-doped EuO thin films. Epitaxial growth and properties*, Thesis/Dissertation, Köln University, Köln, Germany (2009).
 - [58] K. Sato, L. Bergqvist, J. Kudrnovský, P. H. Dederichs, O. Eriksson, I. Turek, B. Sanyal, G. Bouzerar, H. Katayama-Yoshida, V. A. Dinh, T. Fukushima, H. Kizaki, and R. Zeller, First-principles theory of dilute magnetic semiconductors, *Rev. Mod. Phys.* **82**, 1633 (2010).
 - [59] T. Dietl, A ten-year perspective on dilute magnetic semiconductors and oxides, *Nature Materials* **9**, 965 (2010).
 - [60] H. Kalita, M. Bhushan, and L. Robindro Singh, A comprehensive review on theoretical concepts, types and applications of magnetic semiconductors, *Materials Science and Engineering: B* **288**, 116201 (2023).
 - [61] D. J. Kim, B. B. Schwartz, and H. C. Praddaude, Spin and charge susceptibility of a ferromagnetic electron gas, *Phys. Rev. B* **7**, 205 (1973).
 - [62] F. Vernay and H. Kachkachi, Effective spin system of a ferromagnetic semiconductor coupled to an assembly of plasmonic nanoparticles, In preparation **xx** (2024).
 - [63] Jan A. Gaj, Jacek Kossut, Introduction to the Physics of Diluted Magnetic Semiconductors, in *Springer Series in materials science 144*, edited by R. Hull C. Jagadish R.M. Osgood, Jr. J. Parisi Z. Wang H. Warlimont (Springer Science & Business Media, 2011).
 - [64] J. Jensen and A.R. Mackintosh, *Rare earth magnetism: structures and excitations* (Clarendon Press, Oxford, 1991).
 - [65] R. Beaulac and D. R. Gamelin, Two-center formulation of Mn^{2+} -electron s-d exchange coupling in bulk and quantum-confined diluted magnetic semiconductors, *Phys. Rev. B* **82**, 224401 (2010).
 - [66] J. Wesselinowa, The dielectric function and reflectivity of ferromagnetic semiconductors below T_c , *Phys. Stat. Sol. (b)* **120**, 585 (1983).
 - [67] R. P. Feynman, Mathematical Formulation of the Quantum Theory of Electromagnetic Interaction, *Physical Review* **80**, 440 (1950).
 - [68] J. Schwinger, On Gauge Invariance and Vacuum Polarization, *Physical Review* **82**, 664 (1951).
 - [69] J.W. Negele and H. Orland, *Quantum Many-Particle Systems* (Perseus Publisher, Cambridge-Massachusetts, 1998).
 - [70] J. König, H.-H. Lin, and A. H. MacDonald, Theory of diluted magnetic semiconductor ferromagnetism, *Phys. Rev. Lett.* **84**, 5628 (2000).
 - [71] J. König, T. Jungwirth, and A. H. MacDonald, Theory of magnetic properties and spin-wave dispersion for ferromagnetic (ga,mn)as, *Phys. Rev. B* **64**, 184423 (2001).
 - [72] Ch. Mudry, *Lecture Notes on Field Theory in Condensed Matter Physics* (World Scientific, 2014).
 - [73] T. Balcerzak, The RKKY interaction in the presence of an external magnetic field, *physica status solidi c* **3**, 212 (2006).
 - [74] F. C. D. Moraes al., Acceleration of the precession frequency for optically-oriented electron spins in ferromagnetic/semiconductor hybrids, *Sci. Rep.* **9**, 7294 (2019).
 - [75] A.M. Werpachowska and Z. Wilamowski, The RKKY coupling in diluted magnetic semiconductors, *Materials Science-Poland* **24**, 1 (2006).
 - [76] M. A. Ruderman and C. Kittel, Indirect exchange coupling of nuclear magnetic moments by conduction electrons, *Phys. Rev.* **96**, 99 (1954).
 - [77] S.-S. Yu and V.-C. Lee, Exchange interaction in diluted magnetic semiconductors: crystal-structure-induced anisotropy, *Phys. Rev. B* **52**, 4647 (1995).
 - [78] C. H. Ziener, S. Glutsch, and F. Bechstedt, Strength and directionality of surface Ruderman-Kittel-Kasuya-Yosida interaction mapped on the atomic scale, *Nature Phys.* , 075205 (2010).
 - [79] Y. Soori and H. Rezanian, Anisotropic rkkY interaction in doped magnetic ordered bilayer graphene, *Physica E* **127**, 114468 (2021).
 - [80] C. H. Ziener, S. Glutsch, and F. Bechstedt, RKKY interaction in semiconductors: Effects of magnetic field and screening, *Phys. Rev. B* **70**, 075205 (2004).
 - [81] A. M. Lomonosov, V. V. Temnov, and J.-E. Wegrowe, Anatomy of inertial magnons in ferromagnetic nanostructures, *Phys. Rev. B* **104**, 054425 (2021).
 - [82] N. N. Bogolyubov and S. V. Tyablikov, Retarded and Advanced Green Functions in Statistical Physics, *Doklady* **4**, 589 (1959).
 - [83] C. Santos and W. Nolting, Ferromagnetism in the kondo-lattice model, *Phys. Rev. B* **65**, 144419 (2002).
 - [84] H. Suhl, The theory of ferromagnetic resonance at high signal powers, *J. Appl. Phys.* **1**, 209 (1957).

- [85] L.H. Ryder, *Quantum Field Theory* (Cambridge Univ. Press, New York, Second Edition, 1996).
- [86] A. L. Fetter and J. D. Walecka, *Quantum theory of many-particle systems* (Dover Publications, Inc., New York, 1971).
- [87] A. Babenco and M. G. Cottam, Theory of elementary excitations in ferromagnetic semiconductors, *Phys. stat. Sol (b)* **14**, 5347 (1981).
- [88] X. Liu and J. K. Furdyna, Ferromagnetic resonance in $\text{Ga}_{1-x}\text{Mn}_x\text{As}$ dilute magnetic semiconductors, *Journal of Physics: Condensed Matter* **18**, R245 (2006).
- [89] H. Bruus and K. Flensberg, *Many-body quantum theory in condensed matter physics: an introduction* (Oxford University Press, Oxford, 2004).
- [90] P. Coleman, *Introduction to Many-Body Physics* (Cambridge University Press, Cambridge, 2015).
- [91] Y. Kakehashi, *Modern theory of magnetism in metals and alloys* (Springer-Verlag, Berlin, 2012).
- [92] A. F. Jalbout, H. Chen, and S. Whittenburg, Monte Carlo simulation on the indirect exchange interactions of Co-doped ZnO film, *Appl. Phys. Lett.* **81**, 2217 (2002).
- [93] T. Sharma, R. Jain, N. Ahmad, M. Ahmed, S. Oh, and S. Siddiqui, RKKY exchange interactions in two-dimensional Mn-doped ZnO dilute magnetic semiconductor, *J. Mater. Research and Tech.* **26**, 7483 (2023).
- [94] M. Abramowitz and I. A. Stegun, *Handbook of mathematical functions with formulas, graphs, and mathematical tables* (Dover publications, New York, 1970).