

TokenPacker: Efficient Visual Projector for Multimodal LLM

Wentong Li^{1*}, Yuqian Yuan^{1*}, Jian Liu², Dongqi Tang², Song Wang¹,
Jie Qin³, Jianke Zhu^{1†}, Lei Zhang⁴

¹Zhejiang University ²Ant Group ³NUAA ⁴The Hong Kong Polytechnical University

Abstract

The visual projector serves as an essential bridge between the visual encoder and the Large Language Model (LLM) in a Multimodal LLM (MLLM). Typically, MLLMs adopt a simple MLP to preserve all visual contexts via one-to-one transformation. However, the visual tokens are redundant and can be considerably increased when dealing with high-resolution images, impairing the efficiency of MLLMs significantly. Some recent works have introduced resampler or abstractor to reduce the number of resulting visual tokens. Unfortunately, they fail to capture finer details and undermine the visual reasoning capabilities of MLLMs. In this work, we propose a novel visual projector, which adopts a coarse-to-fine scheme to inject the enriched characteristics to generate the condensed visual tokens. In specific, we first interpolate the visual features as a low-resolution point query, providing the overall visual representation as the foundation. Then, we introduce a region-to-point injection module that utilizes high-resolution, multi-level region-based cues as fine-grained reference keys and values, allowing them to be fully absorbed within the corresponding local context region. This step effectively updates the coarse point query, transforming it into an enriched one for the subsequent LLM reasoning. Extensive experiments demonstrate that our approach compresses the visual tokens by 75%~89%, while achieves comparable or even better performance across diverse benchmarks with significantly higher efficiency. The source codes can be found at <https://github.com/CircleRadon/TokenPacker>.

1 Introduction

With the rapid evolution in Large Language Models (LLM) [63, 49, 3, 50, 51, 1, 22], Multimodal Large Language Models (MLLMs) [35, 33, 34, 4, 64, 9, 15, 45, 62] has witnessed a significant surge in vision-language understanding, reasoning, and interaction capabilities. This is achieved by projecting embeddings from a visual encoder into LLM to enable their visual perception of the world, where visual projector plays a crucial role to bridge the vision and language model.

In the framework of MLLMs, the LLM predominantly drives the entire computation cost, particularly since the visual encoder tends to be substantially smaller compared to the LLM. For instance, the widely used CLIP-ViT-Large [44], which features 0.3 billion parameters, stands in stark contrast to LLMs such as LLaMA [50] or Vicuna [52] with 7/8 billion or 13 billion parameters. Consequently, the efficiency of MLLMs is significantly affected by the number of resulting visual tokens from visual projector. Besides, the visual projector connects the vision and language models by translating visual features into visual tokens in a text embedding space that language model can interpret. Therefore, the quality of these visual tokens directly affects the overall efficacy of MLLM. In this work, we aim

*Equal contribution.

†Corresponding author.

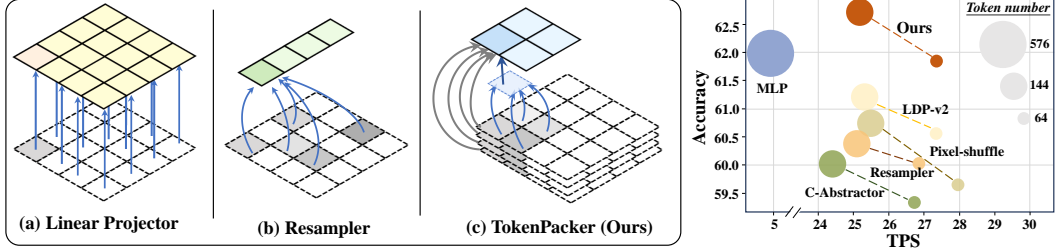


Figure 1: (Left) Visual comparisons on typical projectors, including linear MLP [33] and Resampler [4]. Our approach mines multi-level features in a local context region. (Right) Accuracy vs. efficiency (TPS) comparisons with existing methods. Our TokenPacker shows a favorable performance against other counterparts. The accuracy is averaged across six benchmarks (see Table 1).

to investigate an effective visual projector for an MLLM that bridges the vision encoder and LLM with high quality, while making use of the fewer number of tokens possible.

Most of current works adopt either linear projector [35, 33] or resampler [4, 13, 57]. As for linear projector, MLP projection [33] preserves all visual contexts via one-to-one transformation, which retains the detailed information having redundant tokens [6, 46]. More importantly, the number of visual tokens is significantly increased in dealing with high-resolution images or videos. As for another research line, resampler [4] or Q-Former [27] leverage a group of learnable queries to explicitly controls the number of visual tokens and adopt the cross-attention layers to force extracting the most relevant visual cues from visual features. Some recent studies, *e.g.* Abstractor [7] or LDP [11, 12], utilize convolution layers to encourage local interaction of visual features and generate the compressed tokens. Nonetheless, these methods inevitably lose the finer details information and sacrifice the visual reasoning capabilities of MLLMs. Besides, some methods directly transfer visual features from sequence dimension to channel dimension by a simple pixel shuffle [9] or nearby concatenation operation [15] to reduce the length of sequence. Although having preserved all information, it may destroy the structural characteristics of the visual feature itself.

In this work, we propose a novel visual projector, dubbed TokenPacker, which effectively packs the finer detailed information into compact visual token representations. Our TokenPacker aligns with a coarse-to-fine design, which injects enriched high-resolution characteristics into a coarse low-resolution one to generate the condensed visual tokens. Specifically, we initially interpolate visual feature from the vision encoder as low-resolution point queries, which contain coarse and holistic characteristics of visual cues. Then, we introduce a region-to-point injection module, which makes full use of high-resolution, multi-level CLIP features to provide fine-grained candidate keys and values for reference. During this process, high-resolution visual region details are encouraged to inject into the low-resolution point query to be updated within a local context region. This effectively enhances the coarse query and transforms it into a more enriched one for the subsequent LLM. As an extension, we further present an effective dynamic image slicing scheme to perform efficient high-resolution image understanding with our TokenPacker.

Extensive experiments are conducted across diverse multimodal benchmarks to investigate the efficacy of our approach. Notably, our TokenPacker can effectively reduce 75% (576 vs. 144)~89% (576 vs. 64) visual tokens in LLaVA-1.5 [33] while achieving comparable or even better performance with significantly higher efficiency. As illustrated in Fig. 1, our method exhibits a more favorable superiority on accuracy and efficiency against other counterparts. Additionally, our approach consistently delivers competitive high-resolution comprehension performance on a variety of multimodal tasks.

2 Related Work

2.1 Multimodal Large Language Models (MLLMs)

Large Language Models (LLMs) [50, 51, 63, 3, 49, 1, 22, 1] have attracted considerable attention for their remarkable capabilities across various linguistic tasks, such as question answering and text generation. This wave of interest has paved the way for the development of recent Multimodal Large Language Models (MLLMs) [62], which integrate LLMs with visual encoders to enable an enriched comprehension and understanding of multimodal content. Innovative models like CLIP [44] have

significantly narrowed the gap between language processing and visual tasks, boosting the cross-modal applications. Early efforts such as Flamingo [2] and BLIP-2 [27], have leveraged extensive datasets of image-text pairs to refine cross-modal alignment, substantially enhancing learning efficiency. This enhancement represents a notable advancement in the field of MLLMs, expanding the scope of applications by accommodating both text and imagery. In the recent year, a variety of MLLMs have gained prominence. Notable open-source examples include the LLaVA series [35, 33, 34], MiniGPT-4 [64], Qwen-VL [4], CogVLM [53], Shikra [8], InternLM-XComposer [14] and among others [10, 39]. The emergence of proprietary commercial MLLMs marks a pivotal shift in the landscape, as seen with OpenAI’s GPT-4V [43] and Google’s Gemini series [48, 45]. These advancements highlight the diverse and expanding landscape of MLLMs in the field, which has remarkably impacted the landscape of AGI.

2.2 Visual Projector in MLLMs

Visual projector plays a fundamental role to bridge the vision and language model, which aligns visual signals from a visual encoder with the LLM space. Current approaches can be mainly divided into two categories. One is linear projection [35, 33] through MLP. MLP projection can preserve all visual contexts through a one-to-one transformation, which retains the detailed information with redundant tokens [6, 46]. A critical concern with this method is the substantial increment in the number of visual tokens, especially in processing high-resolution images or videos. To tackle this issue, another research line focuses on the reduction of visual tokens to improve the efficiency of MLLMs. Resampler [4] or Q-Former [27] employs learnable queries to explicitly controls the number of visual tokens and force extracting the most relevant visual cues from visual features by cross-attention layers. Building on Resampler, Yu *et al.* [59] propose a Query Proposal Network (QPN) to generate the initial query and perform the multi-level cross attention. Some recent works, *e.g.* Abstractor [7] and LDP [11, 12] adopt convolution layers to encourage local interaction of visual features and generate the compressed tokens. However, these methods inevitably omit fine detailed information, thereby compromising visual reasoning abilities of MLLMs. Additionally, some works directly transfer visual features from the length dimension to channel dimension by a simple pixel shuffle [9] or nearby concatenation [15] operation to reduce the number of visual tokens. Although all information are retained, it may destroy intrinsic characteristics of the visual feature itself. Recent research [41] has undertaken an empirical study on commonly-used projectors, concluding that their types have negligible effect. In contrast to these findings, this paper introduces a novel and effective visual projector dubbed TokenPacker.

2.3 High-Resolution Understanding with MLLMs

Most of MLLMs commonly utilize CLIP-ViT [44] as the visual encoder to capture visual information. However, the vision encoder is constrained by low-resolution input, such as 224×224 or 336×336 , which impedes the ability of MLLMs to effectively manage tasks that require finer details, like dense OCR, crowd counting and visual grounding of small objects. To overcome this limitation, a group of methods [54, 19, 60, 28, 39] directly employ the visual encoder, like SAM encoder [24] or ConvNeXt [38], that efficiently supports high-resolution input to capture the finer visual cues. Different from these methods, the patch-cropping strategies are introduced to split a high-resolution image into multiple image patches. The image patches are then processed separately to obtain the visual embeddings of the entire high-resolution image. Some works [32, 30] first resize input image into an accessible size, and adopts the sliding windows to segment images into the uniform patches (*e.g.* 224×224). While these methods change the raw resolution into a fixed square size, this may result in blurring or distortion of visual content. To alleviate this problem, several studies [56, 34, 16, 9] leverage a similar aspect ratio with input image to resize, instead of adhering to a fixed square ratio.

3 Method

In this section, we first revisit the overall framework of a standard MLLM that generates instruction-following response for the given multimodal inputs (Section 3.1). Then, we introduce our effective visual projector named TokenPacker, specially designed for bridging visual encoder and LLM, to generate the condensed visual token representations for the subsequent LLM processing (Section 3.2). Finally, we present an dynamic image slicing scheme that supports input images in any aspect ratios

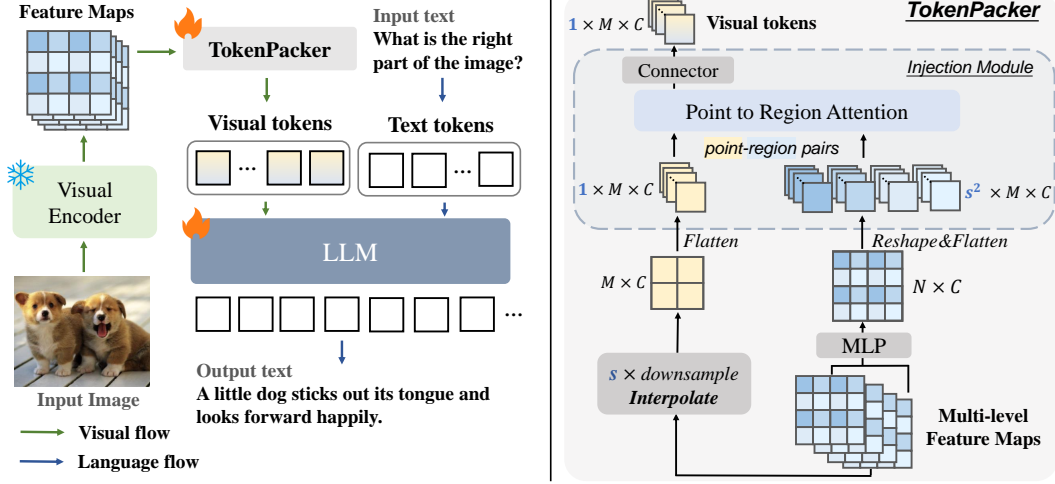


Figure 2: (Left) Overview of a standard MLLM framework with our TokenPacker as the visual projector. (Right) The architecture of TokenPacker. TokenPacker initially interpolates visual features as a low-resolution point query. Subsequently, high-resolution and multi-level region cues are treated as reference keys and values to inject their finer information to update coarse query via point to region attention in a local context. TokenPacker can generate the compact visual tokens in small quantities, yet encapsulate rich details efficiently.

with a minimal padding content. By integrating TokenPacker, our approach can achieve fine-grained high-resolution image understanding with significant computation efficiency (Section 3.3).

3.1 Revisiting Multimodal Large Language Models (MLLMs)

The aim of MLLMs is to develop a sophisticated model capable of generating producing responses that adhere to given instructions upon multimodal inputs, including visual and textual data. MLLMs are typically composed of three pivotal components: 1) Visual Encoder F_I : it converts an input image $I_{img} \in \mathbb{R}^{H \times W \times 3}$ into a group of distinctive visual embeddings $I_v \in \mathbb{R}^{N \times C}$. It always leverages the widely-used CLIP-ViT-L/14 as its backbone with a patch size P of 14, and $N = HW/P^2$ denotes the number of visual embeddings. 2) Visual Projector $\Gamma_{I \rightarrow T}$: this component translates visual embedding I_v into the visual token \mathbf{T}_v in the textual embedding space T with an appropriate dimension for the subsequent language model. 3) LLM $\Phi_{(\mathbf{T}_v, \mathbf{T}_t)}$: it takes in both visual token \mathbf{T}_v and textual token \mathbf{T}_t , and produces a coherent response auto-regressively. For a sequence of response with length L , the probability of generating contextually target answers $\mathbf{Y} = \{y_i\}_{i=1}^L$ can be calculated by:

$$p(\mathbf{Y}|\mathbf{T}_v, \mathbf{T}_t) = \prod_{i=1}^L p(y_i|\mathbf{T}_v, \mathbf{T}_{t,<i}, \mathbf{Y}_{<i}). \quad (1)$$

In this typical MLLM framework, the computational and memory demands are predominantly dictated by the LLM $\Phi_{(\mathbf{T}_v, \mathbf{T}_t)}$ with large amount of parameters. It should be emphasized that the computational expenses of LLM $\Phi_{(\mathbf{T}_v, \mathbf{T}_t)}$ generally exhibit a quadratic increase relative to the quantity of its input tokens. This highlights the significant impact that the quantity of input tokens has on the overall efficiency of the framework. The visual projector takes the N visual embeddings I_v and converted them to M visual tokens \mathbf{T}_v . Therefore, reducing the number of visual tokens is a pivotal approach to bolster the efficiency of LLM, *i.e.* $M < N$.

3.2 TokenPacker: an Efficient Visual Projector

Visual projector plays a vital role in translating the N visual embeddings I_v into M visual tokens \mathbf{T}_v before feeding into LLM. As shown in Figure 2, we introduce an effective visual projector, namely TokenPacker, which connects the vision encoder and language model using as small number of tokens as possible. The architecture of our TokenPacker is crafted with a coarse-to-fine framework.

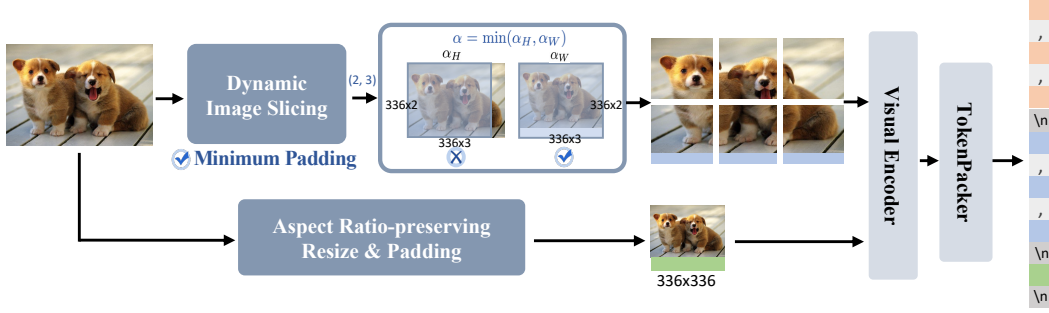


Figure 3: The pipeline for efficient high-resolution image understanding with our TokenPacker.

Specifically, we initially downsample the visual features $I_v \in \mathbb{R}^{N \times C}$ before the last Transformer layer of CLIP-based vision encoder via bilinear interpolation with a scaling factor s as the low-resolution visual embeddings $I'_v \in \mathbb{R}^{M \times C}$, where $M = N/s^2$. Therefore, the number of visual token M can be controlled by the down-sampling ratio s . The low-resolution I'_v can be regarded as the coarse representations of original high-resolution visual features, where each pixel of low-resolution I'_v corresponds to a specific $(s \times s)$ sub-region of the high-resolution I_v . Subsequently, we construct the point-region pairs, *i.e.* each pixel in $I'_v \in \mathbb{R}^{1 \times M \times C}$ to sub-region in $I_v \in \mathbb{R}^{s^2 \times M \times C}$, and aim to infuse the detailed information of high-resolution sub-region into each pixel with coarse representation. To accomplish this process, we devise an injection module that effectively performs region-to-point information injection to enhance and update the low-resolution representations.

In particular, we take the low-resolution $I'_v \in \mathbb{R}^{1 \times M \times C}$ as point-based queries, and $I_v \in \mathbb{R}^{s^2 \times M \times C}$ as region-based candidate keys and values for reference. The region-to-point information injection is conducted by a point to region cross-attention operation following a MLP layer to make the low-resolution queries fully absorb the fine-grained keys and values and update to be a compact and enhanced visual tokens \mathbf{T}_v . Furthermore, we leverage multi-level visual features as the more enriched reference keys and values. As evidence in prior work [23], different layers of CLIP encoder display varying biases towards different patterns. The shallow layer features contain detailed low-level information, while deep layer features are superior at semantic understanding. The multi-level region-to-point injection process encourages to infuse the plentiful high-resolution information from multiple layers into low-resolution queries, being sufficient to serve as visual tokens. Therefore, our approach is capable of producing superior visual tokens while simultaneously reducing the total number of visual tokens to $1/s^2$ of the visual embeddings.

3.3 High-Resolution Image Understanding with TokenPacker

To support efficient high-resolution image understanding, we further develop an effective image cropping method with our TokenPacker. Inspired by previous work [56], we focus on an aspect ratio-preserving slicing scheme to avoid the deformation and distortion of visual content that results from resizing operations. Different from the prior approaches [56, 34, 16, 9], we suggest a dynamic image slicing scheme to preserve any aspect-ratio with the minimum padding as possible to ensure the splitted grid is maximally filled with original image content.

Initially, we specify a set of grids $\mathbb{G} = \{(n_H, n_W) \mid n_H \times n_W \leq N_g, n_H \in \mathbb{N}, n_W \in \mathbb{N}\}$ with various partition configurations for input images. Here, n_H and n_W are the number of rows and columns of the grids, and N_g denotes the maximum allowable number of grids. To obtain an optimal grid configuration for a given image $I_{img} \in \mathbb{R}^{H \times W \times 3}$, we mainly consider three critical factors: 1) preserving the image’s original aspect ratio to avoid distortion; 2) minimizing the padding proportion so that most of the grids are occupied by original image content; and 3) among the options meeting the first two points, choosing the one whose resolution aligns most closely with the image.

To fulfill the above conditions, we define the padding score S_p and overlap score S_o as following:

$$S_p(H, W, r, n_H, n_W) = \frac{H \times W \times \alpha^2}{n_H \times n_W \times r^2}, \quad (2)$$

$$S_o(H, W, r, n_H, n_W) = \text{IoU}((H, W), (n_H \times r, n_W \times r)), \quad (3)$$

where α is the minimum of two ratios, *i.e.*, $\alpha = \min(\alpha_H, \alpha_W)$. Specifically, $\alpha_H = \frac{n_H \times r}{H}$ and $\alpha_W = \frac{n_W \times r}{W}$. r denotes the size of each grid, we set 336 using CLIP-ViT-L/14 as vision encoder.

Accordingly, the grids suitable for an image can be identified as follows,

$$n_H^*, n_W^* = \arg \max_{(n_H, n_W) \in \mathbb{G}} S_p(H, W, r, n_H, n_W) + \beta S_o(H, W, r, n_H, n_W). \quad (4)$$

As shown in Fig 3, we can obtain image grids of varying sizes with proper configuration for slicing. Then, we resize raw image by the ratio α and pad the remaining part with zero. To preserve the integrity of original image, we also integrate resized original image with aspect ratio preserving to provide a macroscopic overview as in previous works [56, 33]. Following the feature extraction of these image patches, our TokenPacker generates the compact visual tokens for each splitted grid and merge to a sequence of visual tokens according to its original arrangement. Besides, we introduce the comma (‘,’) among each grid, and present a newline (‘\n’) token at the end of each row of the image grids to clarify the 2D structure information of image and avoid the ambiguity in the LLM.

4 Experiments

In this section, we first introduce the details of our experimental setup. Then, we benchmark our approach against leading methods across various multimodal testbeds. At the end of this section, the ablation analysis and qualitative results are presented.

4.1 Implementation Details

In this work, we instantiate our approach on the top of LLaVA-1.5 [33]. Specifically, we employed CLIP-ViT-L/14-336px [44] as visual encoder with the default resolution of 336×336 , and adopted Vicuna-7/13B model [63] as the LLM. We perform a two-stage training paradigm, consisting of a pre-training phase and an instruction-tuning phase. To ensure efficiency in training, we maintain vision encoders fixed across both stages, while focusing on optimizing our proposed TokenPacker. Concurrently, the optimization of the LLM is exclusively conducted during the instruction-tuning phase. We adjust the down-sampling ratio $s \in \{2, 3, 4\}$ in TokenPacker to control the quantity of generated visual tokens. In the dynamic slicing scheme for high-resolution image, we set $N_g = 9$ or $N_g = 16$ for model training and evaluation to support a range of resolutions, such as 1344×1344 , 5376×336 , etc. In Eq. 4, we assign $\beta = 0.1$ by default. As in [33], we train all models for one epoch by leveraging the AdamW optimizer with a Cosine learning rate schedule. We set the initial learning rates for pre-training phase and instruction tuning phase at $1e^{-3}$ and $2e^{-5}$, respectively. The models are trained on $8 \times$ NVIDIA A100 GPUs.

4.2 Datasets and Benchmarks

To make a fair comparison, we first conduct the experiments on CC-558K dataset [35] for training our TokenPacker in order to perform the modality alignment at the first stage. The 665K mixture dataset [35] is employed for instruction-tuning at the second stage, following LLaVA-1.5 [33]. To achieve the competitive performance, we then adopt more high-quality training samples as organized in Mini-Gemini [28], around 1.2M for the first stage and 1.5M for the second stage. Furthermore, we conduct an extensive evaluation across a series of widely-used benchmarks to assess multimodal understanding and reasoning capability of our proposed model. The benchmarks employed in our study consist of: 1) General visual question answering benchmarks, like VQA^{v2} [17], GQA [20], VizWiz [18]; 2) OCR-related benchmarks, like VQA^T (TextVQA) [47], OCRBench (OCRB) [37] and DocumentVQA (DocVQA) [40]; 3) Hallucination benchmark like POPE [29]; 4) Comprehensive benchmarks like MMB (MMBench) [36], MM-Vet [58] and MMMU [61].

4.3 Main Results

Normal Resolution. We first examine the effectiveness of our proposed TokenPacker in normal resolution settings with the data as in LLaVA-1.5 [33]. We compare our approach with the previous leading methods, including MobileVLM V2 [12], Shikra [8], IDEFICS [21], Qwen-VL [4], and InstructBLIP [13], LLaVA-PruMerge [46] with fewer visual tokens. Six popular benchmarks are adopted including comprehensive MMBench and MM-Vet, and general VQA-related VizWiz, VQA^{v2}, GQA and hallucination POPE for a thorough performance evaluation. As shown in Table 1, our approach showcases the superior performance on the MMBench, VizWiz and POPE benchmarks, respectively. When juxtaposed with the baseline LLaVA-1.5 model, our proposed TokenPacker as the

Table 1: Comparison with leading methods on zero-shot benchmarks. Our TokenPacker compresses the visual tokens from 576 to 144 (1/4), 64 (1/9) or 36 (1/16) while still delivering competitive performance in comparison to LLaVA-1.5. The results of our method are highlighted with .

Method	LLM	Res.	#Token	PT	IT	MMB	MM-Vet	VizWiz	VQA ^{v2}	GQA	POPE	Avg.
MobileVLM V2 [12]	MLLaMA-2.7B	336	144	1.2M	3.6M	57.7	—	—	—	61.1	84.7	—
Shikra [8]	Vicuna-13B	224	256	600k	5.5M	58.8	—	—	77.4	—	—	—
IDEFICS-80B [21]	LLaMA-65B	224	256	353M	1M	54.5	—	—	60.0	—	—	—
Qwen-VL [4]	Qwen-7B	448	256	1.4B	50M	38.2	—	35.2	78.8	59.3	—	—
Qwen-VL-Chat [4]	Qwen-7B	448	256	1.4B	50M	60.6	—	38.9	78.2	57.5	—	—
LLaVA-1.5 [33]	Vicuna-7B	336	576	558K	665K	64.3	31.1	50.0	78.5	62.0	85.9	62.0
LLaVA-TokenPacker	Vicuna-7B	336	144	558K	665K	65.1 ^{+0.8}	33.0 ^{+1.9}	52.0 ^{+2.0}	77.9 _{0.6}	61.9 _{0.1}	87.0 ^{+1.1}	62.8
LLaVA-1.5 [33]	Vicuna-13B	336	576	558K	665K	67.7	36.1	53.6	80.0	63.3	85.9	64.4
LLaVA-TokenPacker	Vicuna-13B	336	144	558K	665K	68.0 ^{+0.3}	34.5 _{1.6}	55.6 ^{+2.0}	78.9 _{0.1}	62.5 _{0.8}	87.4 ^{+1.5}	64.5
<i>Fewer Tokens Setting</i>												
InstructBLIP [13]	Vicuna-7B	224	64	129M	1.2M	36.0	26.2	—	—	—	—	—
InstructBLIP [13]	Vicuna-13B	224	64	129M	1.2M	—	25.6	33.4	—	49.5	78.9	—
LLaVA-TokenPacker	Vicuna-7B	336	64	558K	665K	64.1	31.7	50.7	77.2	61.1	86.3	61.9
LLaVA-TokenPacker	Vicuna-13B	336	64	558K	665K	66.2	34.2	52.9	78.1	62.0	87.3	63.5
LLaVA-PruMerge [46]	Vicuna-7B	336	~32	558K	665K	60.9	—	—	72.0	—	86.3	—
LLaVA-PruMerge [46]	Vicuna-13B	336	~32	558K	665K	62.3	—	—	72.8	—	86.2	—
LLaVA-TokenPacker	Vicuna-7B	336	36	558K	665K	62.8	29.6	50.2	75.0	59.6	86.2	60.6
LLaVA-TokenPacker	Vicuna-13B	336	36	558K	665K	66.2	34.1	53.9	76.3	60.7	86.5	63.0

Table 2: Performance comparisons with high-resolution approaches on nine multimodal benchmarks. The token number of our method is the average statistically across all training and test data. [†], [#] and [§] denote $s = 2, 3, 4$ in TokenPacker, respectively. The best results are **bold** and the second-best results are underlined. * denotes the results obtained through the officially public protocols and checkpoints.

Method	LLM	#Data	Max Res.	#Token	VQA ^T	OCRB	DocVQA	MMB	MMM	MME	VQA ^{v2}	VizWiz	POPE
OtterHD [26]	Fuyu-8B [5]	—	1024×1024	—	—	—	—	58.3	—	1294/—	—	—	86.0
SPHINX-2k [32]	LLaMA-13B	1.0B	762×762	2890	61.2	—	—	65.9	—	1471/—	80.7	44.9	87.2
UReader [56]	LLaMA-13B	86M	896×1120	—	57.6	—	<u>65.4</u>	—	—	—	—	—	—
Monkey [30]	QWen-7B	1.0B	896×1344	1792	—	<u>514</u>	—	—	—	—	80.3	61.2	67.6
TextHawk [59]	InternLM-7B	115M	1344×1344	—	—	—	76.4	74.6	—	1500/—	—	—	—
LLaVA-UHD [55]	Vicuna-13B	1.2M	672×1008	—	67.7	—	—	68.0	—	1535/—	81.7	56.1	89.1
LLaVA-NeXT [34]	Vicuna-7B	1.3M	672×672	2880	64.9	—	—	67.4	35.8	1519/332	81.8	57.6	86.5
LLaVA-NeXT [34]	Vicuna-13B	1.3M	672×672	2880	67.1	—	—	<u>70.0</u>	36.2	1575/326	82.8	60.5	86.2
Mini-Genimi-HD [28]	Vicuna-7B	2.7M	1536×1536	2880	68.4	456*	65.0*	65.8	36.8	1546/319	80.3*	54.6*	86.8*
Mini-Genimi-HD [28]	Vicuna-13B	2.7M	1536×1536	2880	<u>70.2</u>	501*	<u>70.0*</u>	68.6	37.3	1575/326	81.5*	57.2*	87.0*
LLaVA-TokenPacker-HD	Vicuna-7B	2.7M	1088×1088	~954 [†]	68.0	452	60.2	67.4	35.4	1489/338	81.2	54.7	<u>88.2</u>
LLaVA-TokenPacker-HD	Vicuna-13B	2.7M	1088×1088	~954 [†]	69.3	498	63.0	69.5	38.8	1595/356	<u>82.0</u>	59.2	88.1
LLaVA-TokenPacker-HD	Vicuna-13B	2.7M	1344×1344	~1393 [†]	70.6	521	<u>70.0</u>	68.7	37.4	1574/350	81.7	57.0	88.0
LLaVA-TokenPacker-HD	Vicuna-13B	2.7M	1344×1344	~619 [‡]	68.8	470	63.0	69.9	<u>38.2</u>	<u>1577/353</u>	81.7	<u>61.0</u>	87.6
LLaVA-TokenPacker-HD	Vicuna-13B	2.7M	1344×1344	~347 [§]	68.4	447	58.0	68.3	36.9	<u>1577/332</u>	81.2	58.1	88.0

visual projector achieves a reduction of visual tokens by 75% (from 576 to 144), while enhancing performance metrics by +0.8%/+0.3% on MMBench, +2.0% on both measures for VizWiz, and +1.1%/+1.5% on POPE with the Vicuna-7B/13B LLMs, respectively. Although a marginal decline in performance on image question answering benchmarks such as VQA^{v2} and GQA, our methods still comprehensively brings the average performance gains over LLaVA-1.5 [33], +0.8% and +0.1% respectively using Vicuna-7B and Vicuna-13B models with around 5 times TPS (4.9 vs. 24.9, see Table 3 for the details). Additionally, our approach exceeds the previous methods, like Qwen-VL-Chat [4], InstructBLIP [13] and MobileVLM V2 [12] across most of benchmarks, regardless of their access to more substantial training data.

Furthermore, we compare our method against previous leading approaches with fewer visual tokens. Specially, we set the token number to 64 (11% of 576) and 36 (6% of 576), respectively. It can be seen that our method surpasses these methods across three benchmarks at a large margin. For example, we observe that +3.9% on MMBench, +3.5% on VQA^{v2} are achieved against recent LLaVA-PruMerge [46] with Vicuna-13B. These results affirm the efficacy of our TokenPacker, underscoring its advantageous impact on enhancing visual token representation and overall performance.

High Resolution. We apply our methods including TokenPacker and dynamic image slicing scheme into LLaVA-1.5 (dubbed LLaVA-TokenPacker-HD) to perform the high-resolution image understanding. For model training, the 2.7M data organized in Mini-Gemini [28] are employed. We set $N_g = 9$ and $N_g = 16$ to support the maximum input resolution with 1088×1088 and 1344×1344, respectively. The down-sampling ratio s is set to 2, 3 or 4 to control the quantity of visual tokens derived

Table 3: Evaluation results on different visual projectors. We adopt token per second (TPS) to evaluate the throughput of LLM during inference, measured by a single NVIDIA A100 GPU.

Projector	#Token	TPS	MMB	MM-Vet	VQA ^{v2}	GQA	POPE	VizWiz	Avg.
MLP [33]	576	4.9	64.3	31.1	78.5	62.0	85.9	50.0	62.0
Average-Pooling	144	27.7	64.3	26.7	76.4	60.3	86.4	51.3	60.9
Resampler [4]	144	24.8	63.1	29.2	75.1	58.4	84.7	51.9	60.4
C-Abstractor [7]	144	24.1	63.1	29.4	74.6	59.2	84.6	49.2	60.0
Pixel-Shuffle [9]	144	25.2	64.0	29.7	76.2	60.1	85.9	48.8	60.8
LDP-v2 [12]	144	25.1	66.2	28.7	77.3	61.1	86.1	47.6	61.2
Ours	144	24.9	65.1	33.0	77.9	61.8	87.0	52.0	62.8
Average-Pooling	64	29.2	62.4	27.1	72.6	58.8	85.4	48.0	59.1
Resampler [4]	64	26.6	63.4	29.2	74.1	57.7	83.4	53.0	60.1
C-Abstractor [7]	64	26.5	62.5	29.0	74.4	59.3	85.0	45.6	59.3
Pixel-Shuffle [9]	64	27.7	63.2	28.5	74.6	59.1	85.2	47.4	59.7
LDP-v2 [12]	64	27.1	63.7	30.0	75.3	59.7	85.5	49.3	60.6
Ours	64	27.1	64.1	31.7	77.2	61.1	86.3	50.7	61.9

from each image patch. We compare our approach against the existing high-resolution MLLM methods, such as OtterHD [26], SPHINX-2k [32], Monkey [30], document-oriented UReader [56] and TextHawk [59], and the more recent LLaVA-UHD [55], LLaVA-NeXT [34], Mini-Gemini-HD [28]. Table 2 reports the comparison results on nine popular benchmarks, including OCR-related VQA^T, OCRB and DocVQA, and comprehensive MMB, MMMU and MME, and general VQA-related VQA^{v2}, VizWiz and POPE benchmarks. It can be seen that our method with Vicuna-13B as LLM achieves the state-of-the-art OCR-related performance of 70.6% on VQA^T and 521 on OCRBench, when the input resolution is set to 1344×1344 with approximately 1393 visual tokens. These promising results can be attributed to the fact that the high-resolution images facilitate MLLM with more visual tokens to precisely recognize intricate fine-grained optical characters or objects. However, for comprehensive benchmarks like MMMU and MME, our approach exhibits the best performance at a lower resolutions with 1088×1088 . Besides, even with approximately 619 visual tokens, our method obtains the second-best MMMU, MME and VizWiz scores with 38.2%, 1577/353, and 61.0%, respectively. This results demonstrate that MLLM with a reduced number of tokens still deliver robust performance on comprehensive benchmarks and VQA-related tasks. These results demonstrate the pivotal effectiveness of leveraging native high-resolution imagery in diverse multimodal tasks, and highlight the efficacy of our proposed TokenPacker. Figure 4 shows the qualitative comparisons across the representative scenarios.

4.4 Ablation Results

We further dive into in-depth ablation studies to analyze the effectiveness on each component of our approach. All ablation experiments are conducted by employing Vicuna-7B as LLM and the data as in LLaVA-1.5 [33] for model training.

Various Visual Projectors. We first compare our proposed TokenPacker against various previous visual projectors, including direct Average-Pooling, Resampler [4], C-Abstractor [7], Pixel-Shuffle [9] and the recent LDP-v2 [12] on the top of LLaVA-1.5. For the Average-Pooling approach, we directly interpolate the feature map from visual encoder using average pooling, and then use the MLP to generate visual tokens. We replace the original MLP in LLaVA-1.5 with various projectors and keep the same settings to facilitate a fair comparison. To reflect the inference speed, we adopt the token per second (TPS) metric to evaluate the throughput of LLM. Table 3 reports the comparison results. In comparison to the MLP projector, all other visual projectors effectively reduce the number of visual tokens with the significant improvement on inference speed (around 5 vs. 25 TPS). Average-Pooling achieves the best inference speed with fewer parameters. Our visual projector achieves +0.8% average performance gain with 144 tokens against the MLP with 576 tokens. Especially on the MM-Vet [58], POPE [29] and VizWiz [18] benchmarks, our method outperforms MLP-based method by +1.9%, +1.1% and +2.0%, respectively. Comparing to other methods, our approach surpasses the previous best method LDP-v2 [12] by +1.6%. In the scenario with 64 tokens, our approach attains a 61.9% average performance, on par with MLP-based method (61.9% vs. 62.0%) and surpasses LDP-v2 [12] by +1.3%. These results demonstrate the effectiveness of TokenPacker compared to previous approaches.

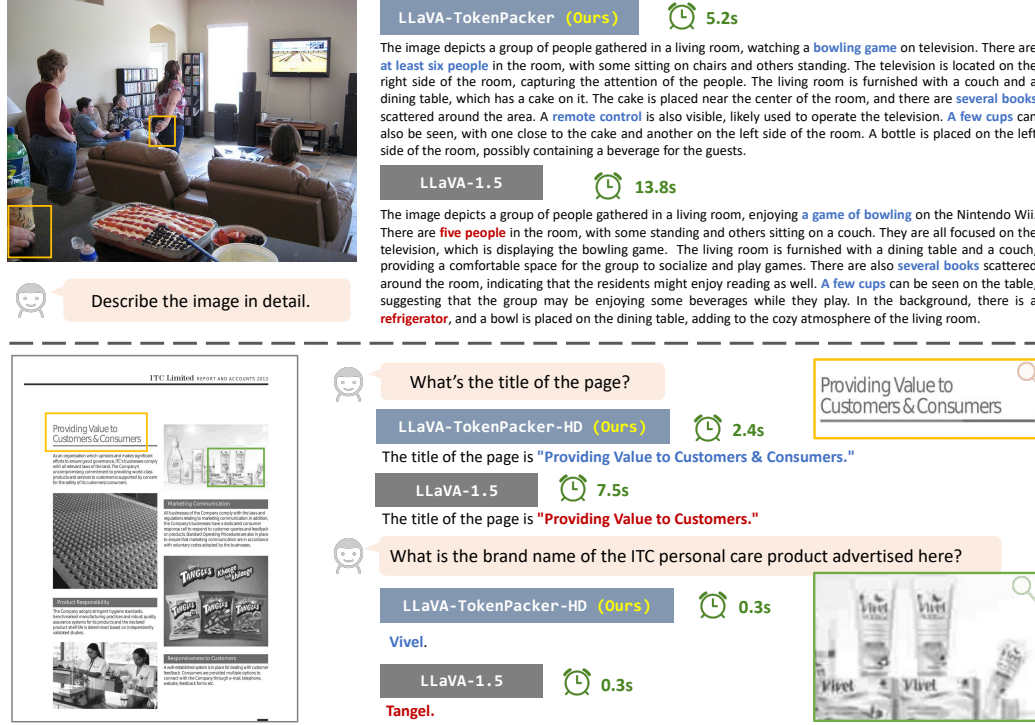


Figure 4: Qualitative comparisons for representative scenarios. Our approach (144 tokens) achieves to handle the content details correctly and facilitates efficient image understanding. Moreover, our high-resolution method is able to capture the finer elements compared to original LLaVA-1.5.

Different Image Slicing Schemes. We then compare our dynamic image slicing scheme with the existing approaches for high-resolution image. Here we list two typical methods in previous works. The first one is presented in LLaVA-1.5-HD [33]. It first resizes the original image into a fixed larger resolution (e.g. 672×672), then divides the image into smaller image patches. For the sake of brevity, we refer to this approach as “FixedSplit”. The second one is the shape-adaptive cropping scheme presented in UReader [56]. This module also considers to preserve the resolution of the image and the cropping grid fits the aspect ratio of the input image. Nevertheless, there still exists the resize operation in a small scale without considering the quantity of padding. We denote this method as “AdaptiveSplit” for clarity. To facilitate a fair comparison, we re-implement both methods by adopting our TokenPacker as visual projector. As shown in Table 4, our proposed dynamic image slicing scheme outperforms the previous methods on most of benchmarks. In particular, as for OCR-related benchmarks such as VQA^T , OCRBench, the ratio-preserving approaches including AdaptiveSplit [56] and our method, surpass FixedSplit by +1.0%/+1.6% and +5/+9, respectively.

Component-wise analysis. Table 5 reports the component-wise experimental results of our method. Firstly, we directly employ the $2 \times$ downsampling feature map from visual encoder as low-resolution visual embeddings to feed MLP projector, yielding 144 visual tokens. We set this as the baseline method that achieves 76.4%, 60.3% and 55.3% on VQA^{v2} , GQA and VQA^T benchmarks, respectively. We then add (+) our injection module, which infuses high-resolution characteristic into the low-resolution query to be improved. The injection module obtains +1.1%, +1.3% and +1.2% performance gains over the baseline method, respectively. Subsequently, when we change (©) the query from low-

Table 4: Experimental results with different image splicing schemes.

Method	Res.	VQA^{v2}	GQA	VQA^T	OCRB
FixedSplit [33]	672	79.5	63.4	62.4	327
AdaptiveSplit [56]	Any	79.6	62.8	63.4	332
Ours	Any	79.9	63.2	64.0	336

Table 5: Component-wise ablation results.

Method	#Token	VQA^{v2}	GQA	VQA^T
Baseline	144	76.4	60.3	55.3
+ Injection	144	77.5 \uparrow 1.1	61.6 \uparrow 1.3	56.5 \uparrow 1.2
© Learnable Query	144	76.1 \downarrow 1.4	59.8 \downarrow 1.8	55.2 \downarrow 1.3
+ Multi-level Feature	144	77.9 \uparrow 0.4	61.9 \uparrow 0.3	57.2 \uparrow 0.7
+ Image Partition	—	79.9 \uparrow 2.0	63.2 \uparrow 1.3	64.0 \uparrow 6.8
— Separator Token	—	76.6 \downarrow 3.3	61.1 \downarrow 2.1	58.3 \downarrow 5.7

resolution feature map to a *learnable query*, the performance decreases with -1.4%, -1.8%, and -1.3%. The results demonstrate that the downsampled low-resolution feature map provides a foundation for absorbing finer high-resolution features. We further employ multi-level visual features as the comprehensive reference keys and values instead of a single-level feature in the injection module. This brings +0.4%, +0.3% and +0.7% improvements, respectively. Finally, we add our image slicing scheme for high-resolution image understanding, and the model obtains +2.0%, +1.3% and +6.8% improvements. When we remove (–) the separator token, *i.e.* comma (‘,’) and newline (‘\n’), the results show the performance drops with -3.3%, -2.1% and -5.7%. These results demonstrate the vital role to perverse the 2D image structure information in image slicing scheme.

5 Conclusion and Limitation

In this work, we proposed a novel visual projector, namely TokenPacker, for MLLM. Our method followed a coarse-to-fine design, which effectively condensed the enriched high-resolution image features to compact visual tokens. As an extension, we further presented an effective dynamic image partition scheme to perform efficient high-resolution image understanding. Extensive experiments have been conducted across diverse benchmarks to verify the effectiveness of our approach. Notably, our TokenPacker can effectively reduce 75%~89% visual tokens in LLaVA-1.5 and maintain comparable or even better performance with significantly higher efficiency.

Limitation. Our TokenPacker offers commendable performance by compressing visual tokens by up to 89%, yet it is not entirely without loss. Specifically, when reduced to 32 (6%) or fewer tokens, a clear decline in performance is evident. We are dedicated to progressing our research to develop more sophisticated visual projectors with very few tokens for efficient visual understanding with MLLM.

References

- [1] Josh Achiam, Steven Adler, Sandhini Agarwal, Lama Ahmad, Ilge Akkaya, Florencia Leoni Aleman, Diogo Almeida, Janko Altschmidt, Sam Altman, Shyamal Anadkat, et al. Gpt-4 technical report. *arXiv preprint arXiv:2303.08774*, 2023.
- [2] Jean-Baptiste Alayrac, Jeff Donahue, Pauline Luc, Antoine Miech, Iain Barr, Yana Hasson, Karel Lenc, Arthur Mensch, Katherine Millican, Malcolm Reynolds, et al. Flamingo: a visual language model for few-shot learning. In *NeurIPS*, 2022.
- [3] Jinze Bai, Shuai Bai, Yunfei Chu, Zeyu Cui, Kai Dang, Xiaodong Deng, Yang Fan, Wenbin Ge, Yu Han, Fei Huang, Binyuan Hui, Luo Ji, Mei Li, Junyang Lin, Runji Lin, Dayiheng Liu, Gao Liu, Chengqiang Lu, Keming Lu, Jianxin Ma, Rui Men, Xingzhang Ren, Xuancheng Ren, Chuanqi Tan, Sinan Tan, Jianhong Tu, Peng Wang, Shijie Wang, Wei Wang, Shengguang Wu, Benfeng Xu, Jin Xu, An Yang, Hao Yang, Jian Yang, Shusheng Yang, Yang Yao, Bowen Yu, Hongyi Yuan, Zheng Yuan, Jianwei Zhang, Xingxuan Zhang, Yichang Zhang, Zhenru Zhang, Chang Zhou, Jingren Zhou, Xiaohuan Zhou, and Tianhang Zhu. Qwen technical report. *arXiv preprint arXiv:2309.16609*, 2023.
- [4] Jinze Bai, Shuai Bai, Shusheng Yang, Shijie Wang, Sinan Tan, Peng Wang, Junyang Lin, Chang Zhou, and Jingren Zhou. Qwen-vl: A frontier large vision-language model with versatile abilities. *arXiv:2308.12966*, 2023.
- [5] Rohan Bavishi, Erich Elsen, Curtis Hawthorne, Maxwell Nye, Augustus Odena, Arushi Somani, and Sağnak Taşirlar. Introducing our multimodal models, 2023.
- [6] Daniel Bolya, Cheng-Yang Fu, Xiaoliang Dai, Peizhao Zhang, Christoph Feichtenhofer, and Judy Hoffman. Token merging: Your vit but faster. In *ICLR*, 2023.
- [7] Junbum Cha, Wooyoung Kang, Jonghwan Mun, and Byungseok Roh. Honeybee: Locality-enhanced projector for multimodal llm. In *CVPR*, 2024.
- [8] Keqin Chen, Zhao Zhang, Weili Zeng, Richong Zhang, Feng Zhu, and Rui Zhao. Shikra: Unleashing multimodal llm’s referential dialogue magic. *arXiv:2306.15195*, 2023.
- [9] Zhe Chen, Weiyun Wang, Hao Tian, Shenglong Ye, Zhangwei Gao, Erfei Cui, Wenwen Tong, Kongzhi Hu, Jiapeng Luo, Zheng Ma, et al. How far are we to gpt-4v? closing the gap to commercial multimodal models with open-source suites. *arXiv preprint arXiv:2404.16821*, 2024.
- [10] Zhe Chen, Jiannan Wu, Wenhai Wang, Weijie Su, Guo Chen, Sen Xing, Zhong Muyan, Qinglong Zhang, Xizhou Zhu, Lewei Lu, et al. Internvl: Scaling up vision foundation models and aligning for generic visual-linguistic tasks. In *CVPR*, 2024.

- [11] Xiangxiang Chu, Limeng Qiao, Xinyang Lin, Shuang Xu, Yang Yang, Yiming Hu, Fei Wei, Xinyu Zhang, Bo Zhang, Xiaolin Wei, et al. Mobilevlm: A fast, reproducible and strong vision language assistant for mobile devices. *arXiv:2312.16886*, 2023.
- [12] Xiangxiang Chu, Limeng Qiao, Xinyu Zhang, Shuang Xu, Fei Wei, Yang Yang, Xiaofei Sun, Yiming Hu, Xinyang Lin, Bo Zhang, et al. Mobilevlm v2: Faster and stronger baseline for vision language model. *arXiv preprint arXiv:2402.03766*, 2024.
- [13] Wenliang Dai, Junnan Li, Dongxu Li, Anthony Meng Huat Tiong, Junqi Zhao, Weisheng Wang, Boyang Li, Pascale Fung, and Steven Hoi. Instructblip: Towards general-purpose vision-language models with instruction tuning. In *NeurIPS*, 2023.
- [14] Xiaoyi Dong, Pan Zhang, Yuhang Zang, Yuhang Cao, Bin Wang, Linke Ouyang, Xilin Wei, Songyang Zhang, Haodong Duan, Maosong Cao, et al. Internlm-xcomposer2: Mastering free-form text-image composition and comprehension in vision-language large model. *arXiv preprint arXiv:2401.16420*, 2024.
- [15] Xiaoyi Dong, Pan Zhang, Yuhang Zang, Yuhang Cao, Bin Wang, Linke Ouyang, Songyang Zhang, Haodong Duan, Wenwei Zhang, Yining Li, et al. Internlm-xcomposer2-4khd: A pioneering large vision-language model handling resolutions from 336 pixels to 4k hd. *arXiv preprint arXiv:2404.06512*, 2024.
- [16] Xiaoyi Dong, Pan Zhang, Yuhang Zang, Yuhang Cao, Bin Wang, Linke Ouyang, Songyang Zhang, Haodong Duan, Wenwei Zhang, Yining Li, et al. Internlm-xcomposer2-4khd: A pioneering large vision-language model handling resolutions from 336 pixels to 4k hd. *arXiv preprint arXiv:2404.06512*, 2024.
- [17] Yash Goyal, Tejas Khot, Douglas Summers-Stay, Dhruv Batra, and Devi Parikh. Making the v in vqa matter: Elevating the role of image understanding in visual question answering. In *CVPR*, pages 6904–6913, 2017.
- [18] Danna Gurari, Qing Li, Abigale J Stangl, Anhong Guo, Chi Lin, Kristen Grauman, Jiebo Luo, and Jeffrey P Bigham. Vizwiz grand challenge: Answering visual questions from blind people. In *CVPR*, 2018.
- [19] Wenyi Hong, Weihang Wang, Qingsong Lv, Jiazheng Xu, Wenmeng Yu, Junhui Ji, Yan Wang, Zihan Wang, Yuxiao Dong, Ming Ding, et al. Cogagent: A visual language model for gui agents. *arXiv preprint arXiv:2312.08914*, 2023.
- [20] Drew A Hudson and Christopher D Manning. Gqa: A new dataset for real-world visual reasoning and compositional question answering. In *CVPR*, pages 6700–6709, 2019.
- [21] IDEFICS. Introducing idefics: An open reproduction of state-of-the-art visual language model. <https://huggingface.co/blog/idefics>, 2023.
- [22] Albert Q Jiang, Alexandre Sablayrolles, Antoine Roux, Arthur Mensch, Blanche Savary, Chris Bamford, Devendra Singh Chaplot, Diego de las Casas, Emma Bou Hanna, Florian Bressand, et al. Mixtral of experts. *arXiv:2401.04088*, 2024.
- [23] Dongsheng Jiang, Yuchen Liu, Songlin Liu, Xiaopeng Zhang, Jin Li, Hongkai Xiong, and Qi Tian. From clip to dino: Visual encoders shout in multi-modal large language models. 2023.
- [24] Alexander Kirillov, Eric Mintun, Nikhila Ravi, Hanzi Mao, Chloe Rolland, Laura Gustafson, Tete Xiao, Spencer Whitehead, Alexander C Berg, Wan-Yen Lo, et al. Segment anything. In *ICCV*, 2023.
- [25] Ranjay Krishna, Yuke Zhu, Oliver Groth, Justin Johnson, Kenji Hata, Joshua Kravitz, Stephanie Chen, Yannis Kalantidis, Li-Jia Li, David A Shamma, et al. Visual genome: Connecting language and vision using crowdsourced dense image annotations. *IJCV*, 123:32–73, 2017.
- [26] Bo Li, Peiyuan Zhang, Jingkang Yang, Yuanhan Zhang, Fanyi Pu, and Ziwei Liu. Otterhd: A high-resolution multi-modality model. *arXiv preprint arXiv:2311.04219*, 2023.
- [27] Junnan Li, Dongxu Li, Silvio Savarese, and Steven C. H. Hoi. Blip-2: Bootstrapping language-image pre-training with frozen image encoders and large language models. In *ICML*, 2023.
- [28] Yanwei Li, Yuechen Zhang, Chengyao Wang, Zhisheng Zhong, Yixin Chen, Ruihang Chu, Shaoteng Liu, and Jiaya Jia. Mini-gemini: Mining the potential of multi-modality vision language models. *arXiv preprint arXiv:2403.18814*, 2024.
- [29] Yifan Li, Yifan Du, Kun Zhou, Jinpeng Wang, Wayne Xin Zhao, and Ji-Rong Wen. Evaluating object hallucination in large vision-language models. In *EMNLP*, 2023.
- [30] Zhang Li, Biao Yang, Qiang Liu, Zhiyin Ma, Shuo Zhang, Jingxu Yang, Yabo Sun, Yuliang Liu, and Xiang Bai. Monkey: Image resolution and text label are important things for large multi-modal models. In *CVPR*, 2024.
- [31] Tsung-Yi Lin, Michael Maire, Serge Belongie, James Hays, Pietro Perona, Deva Ramanan, Piotr Dollár, and C Lawrence Zitnick. Microsoft coco: Common objects in context. In *ECCV*, pages 740–755, 2014.
- [32] Ziyi Lin, Chris Liu, Renrui Zhang, Peng Gao, Longtian Qiu, Han Xiao, Han Qiu, Chen Lin, Wenqi Shao, Keqin Chen, et al. Sphinx: The joint mixing of weights, tasks, and visual embeddings for multi-modal large language models. *arXiv preprint arXiv:2311.07575*, 2023.

- [33] Haotian Liu, Chunyuan Li, Yuheng Li, and Yong Jae Lee. Improved baselines with visual instruction tuning. *arXiv:2310.03744*, 2023.
- [34] Haotian Liu, Chunyuan Li, Yuheng Li, Bo Li, Yuanhan Zhang, Sheng Shen, and Yong Jae Lee. Llava-next: Improved reasoning, ocr, and world knowledge, 2024.
- [35] Haotian Liu, Chunyuan Li, Qingyang Wu, and Yong Jae Lee. Visual instruction tuning. In *NeurIPS*, 2023.
- [36] Yuan Liu, Haodong Duan, Yuanhan Zhang, Bo Li, Songyang Zhang, Wangbo Zhao, Yike Yuan, Jiaqi Wang, Conghui He, Ziwei Liu, et al. Mmbench: Is your multi-modal model an all-around player? *arXiv:2307.06281*, 2023.
- [37] Yuliang Liu, Zhang Li, Hongliang Li, Wenwen Yu, Mingxin Huang, Dezhi Peng, Mingyu Liu, Mingrui Chen, Chunyuan Li, Lianwen Jin, et al. On the hidden mystery of ocr in large multimodal models. *arXiv preprint arXiv:2305.07895*, 2023.
- [38] Zhuang Liu, Hanzi Mao, Chao-Yuan Wu, Christoph Feichtenhofer, Trevor Darrell, and Saining Xie. A convnet for the 2020s. In *CVPR*, pages 11976–11986, 2022.
- [39] Haoyu Lu, Wen Liu, Bo Zhang, Bingxuan Wang, Kai Dong, Bo Liu, Jingxiang Sun, Tongzheng Ren, Zhuoshu Li, Yaofeng Sun, et al. Deepseek-vl: towards real-world vision-language understanding. *arXiv preprint arXiv:2403.05525*, 2024.
- [40] Minesh Mathew, Dimosthenis Karatzas, and CV Jawahar. Docvqa: A dataset for vqa on document images. In *WACV*, pages 2200–2209, 2021.
- [41] Brandon McKinzie, Zhe Gan, Jean-Philippe Fauconnier, Sam Dodge, Bowen Zhang, Philipp Dufter, Dhruvi Shah, Xianzhi Du, Futang Peng, Floris Weers, et al. Mml: Methods, analysis & insights from multimodal llm pre-training. *arXiv preprint arXiv:2403.09611*, 2024.
- [42] Anand Mishra, Shashank Shekhar, Ajeet Kumar Singh, and Anirban Chakraborty. Ocr-vqa: Visual question answering by reading text in images. In *ICDAR*, pages 947–952, 2019.
- [43] OpenAI. Gpt-4v(ision) system card. https://cdn.openai.com/papers/GPTV_System_Card.pdf, 2023.
- [44] Alec Radford, Jong Wook Kim, Chris Hallacy, Aditya Ramesh, Gabriel Goh, Sandhini Agarwal, Girish Sastry, Amanda Askell, Pamela Mishkin, Jack Clark, et al. Learning transferable visual models from natural language supervision. In *ICML*, 2021.
- [45] Machel Reid, Nikolay Savinov, Denis Teplyashin, Dmitry Lepikhin, Timothy Lillicrap, Jean-baptiste Alayrac, Radu Soricut, Angeliki Lazaridou, Orhan Firat, Julian Schrittwieser, et al. Gemini 1.5: Unlocking multimodal understanding across millions of tokens of context. *arXiv preprint arXiv:2403.05530*, 2024.
- [46] Yuzhang Shang, Mu Cai, Bingxin Xu, Yong Jae Lee, and Yan Yan. Llava-prumerge: Adaptive token reduction for efficient large multimodal models. *arXiv preprint arXiv:2403.15388*, 2024.
- [47] Amanpreet Singh, Vivek Natarajan, Meet Shah, Yu Jiang, Xinlei Chen, Dhruv Batra, Devi Parikh, and Marcus Rohrbach. Towards vqa models that can read. In *CVPR*, 2019.
- [48] Gemini Team, Rohan Anil, Sebastian Borgeaud, Yonghui Wu, Jean-Baptiste Alayrac, Jiahui Yu, Radu Soricut, Johan Schalkwyk, Andrew M Dai, Anja Hauth, et al. Gemini: a family of highly capable multimodal models. *arXiv preprint arXiv:2312.11805*, 2023.
- [49] InternLM Team. Internlm: A multilingual language model with progressively enhanced capabilities. <https://github.com/InternLM/InternLM>, 2023.
- [50] Hugo Touvron, Thibaut Lavril, Gautier Izacard, Xavier Martinet, Marie-Anne Lachaux, Timothée Lacroix, Baptiste Rozière, Naman Goyal, Eric Hambro, Faisal Azhar, et al. Llama: Open and efficient foundation language models. *arXiv preprint arXiv:2302.13971*, 2023.
- [51] Hugo Touvron, Louis Martin, Kevin Stone, Peter Albert, Amjad Almahairi, Yasmine Babaei, Nikolay Bashlykov, Soumya Batra, Prajjwal Bhargava, Shruti Bhosale, et al. Llama 2: Open foundation and fine-tuned chat models. *arXiv preprint arXiv:2307.09288*, 2023.
- [52] Vicuna. Vicuna: An open-source chatbot impressing gpt-4 with 90%* chatgpt quality. <https://vicuna.lmsys.org/>, 2023.
- [53] Wei Han Wang, Qingsong Lv, Wenmeng Yu, Wenyi Hong, Ji Qi, Yan Wang, Junhui Ji, Zhuoyi Yang, Lei Zhao, Xixuan Song, et al. Cogvlm: Visual expert for pretrained language models. *arXiv preprint arXiv:2311.03079*, 2023.
- [54] Haoran Wei, Lingyu Kong, Jinyue Chen, Liang Zhao, Zheng Ge, Jinrong Yang, Jianjian Sun, Chunrui Han, and Xiangyu Zhang. Vary: Scaling up the vision vocabulary for large vision-language models. *arXiv preprint arXiv:2312.06109*, 2023.
- [55] Ruyi Xu, Yuan Yao, Zonghao Guo, Junbo Cui, Zanlin Ni, Chunjiang Ge, Tat-Seng Chua, Zhiyuan Liu, Maosong Sun, and Gao Huang. Llava-uhd: an lmm perceiving any aspect ratio and high-resolution images. *arXiv preprint arXiv:2403.11703*, 2024.

- [56] Jiabo Ye, Anwen Hu, Haiyang Xu, Qinghao Ye, Ming Yan, Guohai Xu, Chenliang Li, Junfeng Tian, Qi Qian, Ji Zhang, et al. Ureader: Universal ocr-free visually-situated language understanding with multimodal large language model. *arXiv preprint arXiv:2310.05126*, 2023.
- [57] Qinghao Ye, Haiyang Xu, Guohai Xu, Jiabo Ye, Ming Yan, Yiyang Zhou, Junyang Wang, Anwen Hu, Pengcheng Shi, Yaya Shi, et al. mplug-owl: Modularization empowers large language models with multimodality. *arXiv preprint arXiv:2304.14178*, 2023.
- [58] Weihao Yu, Zhengyuan Yang, Linjie Li, Jianfeng Wang, Kevin Lin, Zicheng Liu, Xinchao Wang, and Lijuan Wang. Mm-vet: Evaluating large multimodal models for integrated capabilities. In *ICML*, 2024.
- [59] Ya-Qi Yu, Minghui Liao, Jihao Wu, Yongxin Liao, Xiaoyu Zheng, and Wei Zeng. Texthawk: Exploring efficient fine-grained perception of multimodal large language models. *arXiv preprint arXiv:2404.09204*, 2024.
- [60] Yuqian Yuan, Wentong Li, Jian Liu, Dongqi Tang, Xinjie Luo, Chi Qin, Lei Zhang, and Jianke Zhu. Osprey: Pixel understanding with visual instruction tuning. In *CVPR*, 2024.
- [61] Xiang Yue, Yuansheng Ni, Kai Zhang, Tianyu Zheng, Ruoqi Liu, Ge Zhang, Samuel Stevens, Dongfu Jiang, Weiming Ren, Yuxuan Sun, Cong Wei, Botao Yu, Ruibin Yuan, Renliang Sun, Ming Yin, Boyuan Zheng, Zhenzhu Yang, Yibo Liu, Wenhao Huang, Huan Sun, Yu Su, and Wenhui Chen. Mmmu: A massive multi-discipline multimodal understanding and reasoning benchmark for expert agi. In *CVPR*, 2024.
- [62] Duzhen Zhang, Yahan Yu, Chenxing Li, Jiahua Dong, Dan Su, Chenhui Chu, and Dong Yu. Mm-llms: Recent advances in multimodal large language models. *arXiv preprint arXiv:2401.13601*, 2024.
- [63] Lianmin Zheng, Wei-Lin Chiang, Ying Sheng, Siyuan Zhuang, Zhanghao Wu, Yonghao Zhuang, Zi Lin, Zhuohan Li, Dacheng Li, Eric Xing, et al. Judging llm-as-a-judge with mt-bench and chatbot arena. In *NeurIPS*, 2023.
- [64] Deyao Zhu, Jun Chen, Xiaoqian Shen, Xiang Li, and Mohamed Elhoseiny. Minigpt-4: Enhancing vision-language understanding with advanced large language models. In *ICLR*, 2024.

Supplemental Material

In this part, we further provide additional experimental results and more discussions on our approach. The supplementary material is organized as follows:

- §A: additional experimental results;
- §B: broader impacts;
- §C: asset license and consent.

A Additional Experimental Results

A.1 More Ablation study

Table A1: Ablation results on various single-level and multi-level features used in TokenPacker.

Single-level	VQA ^{v2}	GQA	VQA ^T	Multi-level	VQA ^{v2}	GQA	VQA ^T
23	77.5	61.6	56.5	22-23	77.5	61.4	57.1
22	76.3	61.3	56.7	20-21-22-23	77.6	61.8	56.9
20	75.8	60.8	55.7	12-16-22-23	77.9	61.9	57.2
16	76.1	61.2	55.5	8-12-22-23	76.8	61.7	56.3

In our TokenPacker, the injection module employs multi-level visual features as high-resolution reference keys and values to enhance the low-resolution query. To explore its effects and select the suitable combination of multi-level features, we conduct the evaluation experiments. Table A1 reports the comparisons results. One can see that our method adopting single-level feature from the 23rd layer yields superior average performance compared to other single-level methods. In contrast, features from shallower levels exhibit relatively poorer performance. When using the combination of multi-level features from 12th, 16th, 22nd, and 23rd layers, our method achieves the best performance with 77.9%, 61.9% and 57.2% on VQA^{v2}, GQA and VQA^T benchmarks, respectively. These results highlight the fact that different layers of CLIP encoder display unique biases towards various patterns ranging from the shallow layer to deep layers. Consequently, an optimal mixture of multi-level features is capable of harnessing a wealth of information, clearly enhancing TokenPacker’s effectiveness.

A.2 Comparisons on Training Times

Table A2: Training Times Analysis. Eight NVIDIA A100 GPUs are adopted within a same environment. The accuracy is averaged across six benchmarks (refer to Table 1 of main paper).

Method	Token	Pre-training (PT)	Instruction-Tuning (IT)	Avg. Acc.
LLaVA-1.5 [33]	576	3.5h	10h	62.0
LLaVA-TokenPacker	144	1h	7.5h	62.8
LLaVA-TokenPacker	64	0.7h	6.5h	61.9
LLaVA-TokenPacker	36	0.5h	6h	60.6

To illustrate the efficiency of MLLM through our TokenPacker, we further conduct a thorough analysis on training time. We set our TokenPacker with various token quantities and make a comparison against the original LLaVA-1.5 [33]. Table A2 reports the evaluation results with Vicuna-7B model. As outlined in Table A2, the evaluation results clearly indicate that our approach consistently requires shorter training times with a fewer number of visual tokens in comparison to LLaVA-1.5. Specifically, utilizing 36 visual tokens, our approach achieves pre-training and instruction tuning in only 0.5 hours and 6 hours, respectively. These results verify our method’s superiority in facilitating efficient MLLM advancements.

A.3 More Visual Results

To verify the effectiveness of our approach for visual comprehension in practical real-world scenarios, we have put it to the test across diverse tasks involving understanding and reasoning, as illustrated in Figure A1. Leveraging the capabilities of our TokenPacker combined with a dynamic image slicing scheme for high-resolution image, our method adeptly handles various intricate situations,



clearly reduce the training and inference costs while maintain the competitive performance. On the other side, due to the issue on the robustness of LMMs, some erroneous responses may raise the misinformation or safety issues of human beings. In order to avoid the potentially negative effects, we suggest to adopt a highly stringent security protocol in case that our approach fails to function properly in real-world multimodal applications.

C Asset License and Consent

We utilize 558K image-caption pairs from the LLaVA-filtered CC3M dataset for pre-training and 665K mixture instruction following data for instruction tuning, which are all publicly and freely available for academic research [33]. The 558K pre-training data is the subset of CC3M with BLIP captions [27], which comply with license of CC-3M (<https://ai.google.com/research/ConceptualCaptions/>) and license of BLIP(<https://github.com/salesforce/BLIP>). The 665K mixture insturtion-following data includes publicly available COCO [31], GQA [20], OCR-VQA [42], TextVQA [47] and Visual Genome [25] as the data sources, which is released under the CC BY 4.0. And the GPT-generated multimodal instruction-following data must should abide by the policy (<https://openai.com/policies/terms-of-use>) of OpenAI. The 2.7M data organized in Mini-Genimi [64] is released under the CC BY NC 4.0. We implement all methods with LLaVA (<https://github.com/haotian-liu/LLaVA>) codebase, which are released under the Apache-2.0 license.