

TOWARDS OPTIMAL HIERARCHICAL TRAINING OF NEURAL NETWORKS

MICHAEL FEISCHL, ALEXANDER RIEDER, AND FABIAN ZEHETGRUBER

ABSTRACT. We propose a hierarchical training algorithm for standard feed-forward neural networks that adaptively extends the network architecture as soon as the optimization reaches a stationary point. By solving small (low-dimensional) optimization problems, the extended network provably escapes any local minimum or stationary point. Under some assumptions on the approximability of the data with *stable* neural networks, we show that the algorithm achieves an optimal convergence rate s in the sense that $\text{loss} \lesssim \#\text{parameters}^{-s}$. As a byproduct, we obtain computable indicators which judge the optimality of the training state of a given network and derive a new notion of generalization error.

1. INTRODUCTION

One of the most pressing problems in deep learning is the question of how to design good networks for a given task and how to train them efficiently. The design of network architectures is often driven by intuition and/or experiment. This is particularly true for machine learning tasks in language modelling or computer vision and hence automated methods are in demand [52]. Particularly in mathematical applications of deep learning such as function approximation [30, 40, 47, 46], solving partial differential equations [21, 20, 51], or inverse problems [43, 2], we have the unique advantage of constructive approximation results that show that a certain architecture will, with the right weights, achieve a certain approximation quality. This even includes problems that are hard for classical approximation methods, such as high-dimensional problems [47], fractals [19] or stochastic processes [30]. However, even if we know the optimal architecture, it is still an open question of how to find the optimal weights in reasonable compute time. The conventional approach of employing variants of (stochastic) gradient descend is known to sometimes converge to weights that result in networks with much worse approximation qualities than what is predicted from approximation theory. Examples of this gap can be found everywhere in the literature, even with mathematical justification [29]. This is in stark contrast to classical approximation methods, such as interpolation, spectral methods, or finite element/volume methods. There, for many problem sets, algorithms are known that design optimal approximation architectures (e.g., the mesh for a finite element method) and also equip them with the optimal parameters (e.g., the coefficients of the polynomial on each mesh element). The design of the architecture and the determination of the parameters go hand-in-hand. One prominent example of this is the adaptive finite element method. First, a rough approximation u_h to the exact solution u of a given problem (usually a partial differential equation) is computed on a coarse mesh. Using this first approximation, the algorithm decides where to refine the mesh and updates the solution. This is repeated until the approximation is accurate enough. The optimality results known for such algorithms are of the

Funded by the Deutsche Forschungsgemeinschaft (DFG, German Research Foundation) – Project-ID 258734477 – SFB 1173, the Austrian Science Fund (FWF) under the special research program Taming complexity in PDE systems (grant SFB F65) as well as projects I6667-N and P36150. Funding was received also from the European Research Council (ERC) under the European Union’s Horizon 2020 research and innovation programme (Grant agreement No. 101125225).

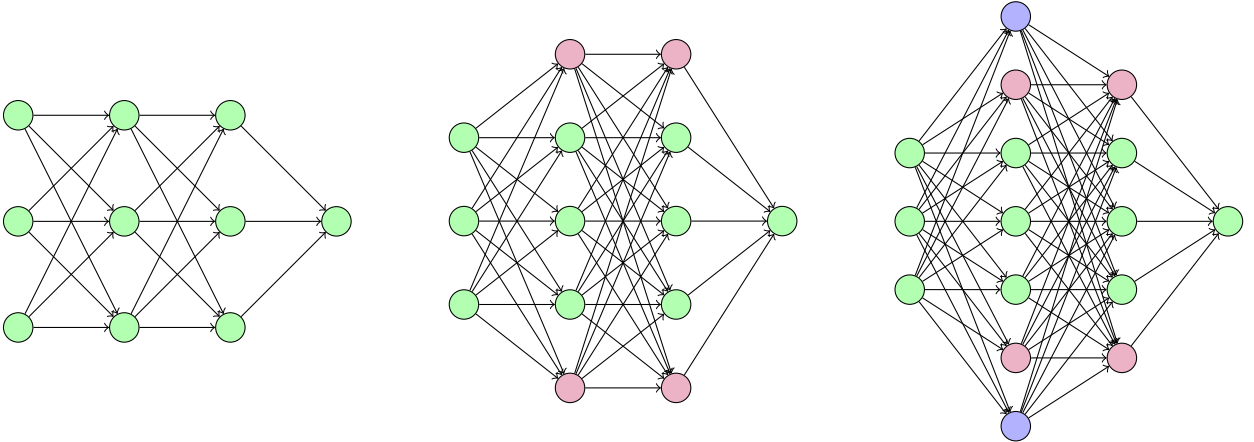
following form: Assume that there exists a mesh (that, in general, can not be computed practically) on which a good approximation $u_h^{\text{opt}} \approx u$ exists, then the algorithm will find a similarly good mesh with a comparable amount of degrees of freedom as the optimal mesh on which it computes an approximation u_h of comparable quality, i.e.,

$$\|u - u_h\| \leq C \|u - u_h^{\text{opt}}\| \quad \text{and} \quad \text{compute-time}(u_h) \leq C \text{compute-time}(u_h^{\text{opt}}),$$

for some constant $C > 0$ that depends only on secondary characteristics of the method but is independent of the solution u , its approximation and the number of degrees of freedom. For examples of such results, we refer to the seminal works [6, 49, 11] in which the Poisson problem was tackled. The ideas in these works were generalized to many other model problems, e.g., [34, 12] for conforming methods, [1, 10] for non-conforming methods, and [13] for mixed formulations. Even, non-local problems such as integral equations [27, 26] and fractional problems [25]. For an overview of the proof techniques, we refer to [9].

The big advantage of this line of reasoning is that one does not need to know the approximability of the exact solution u and can still guarantee that the approximation is (quasi-) optimal for a given computational budget.

The present work pursues whether similar results are possible for the training of deep neural networks and gives some promising first answers. To that end, we propose an algorithm that hierarchically extends the network architecture by adding new neurons in each layer as illustrated in an exemplary fashion below. This is done in such a way that the realization of the network is unchanged at first, i.e., the new weights (in red and blue) are set to zero. Then, an optimal initialization of the new weights is computed by solving a small optimization problem. Under the assumption that a neural network of a certain size exists that strictly improves the loss function, we can show that this optimal initialization reduces the loss by a factor that is proportional to the optimal loss reduction if the best possible (but in general unknown) initialization would be chosen.



To rigorously establish the loss reduction, we introduce the concept of *stable networks*. The notion quantifies the amount of cancellation that is present in a network with given weights. Roughly speaking, we show that the existence of stable networks that achieve small loss guarantees that the proposed hierarchical training algorithm will find networks of similar size with similar loss. We argue that the notion of stability is necessary in the sense that if a certain loss functional can only be made small by very unstable networks (i.e., a small change in the weights results in a large change of the output), there is little hope for any training algorithm to find the correct weights for such a network. Practical experience also seems to suggest that this stability is inherent in many deep learning applications. For example, it is common practice to do inference or training

of large networks in single precision [41] in order to increase performance (or even less bits per weight [39]).

As a corollary, we obtain a computable quantity that can be used to judge the training state of a given network. The quantity measures how far a network of a given size is from optimality, i.e., the smallest possible loss for this network architecture. This is similar to the well-known Céa lemma for Galerkin methods, which states that a computed approximation is, up to a factor, as good as the best possible approximation within the given setting. The difference to the present setting is that we do not know the factor a priori, but compute a quantity that is related to this factor. In that sense, we have an a posteriori type Céa lemma for training neural networks.

Finally, we show that our hierarchical training algorithm results in improved estimates on the generalization error compared to direct algorithms. Moreover, we introduce the concept of *optimal generalization* which turns out to be necessary in order to achieve small generalization error and allows us to make statements about the generalization error without quantifying the distance of training data and possible inputs of the network. This is particularly interesting as current machine learning applications such as Large Language Models (e.g., [24]) demonstrate remarkable generalization over inputs that are far away from the training data.

1.1. Contributions of this work.

- We propose a hierarchical training algorithm (Algorithm 1) that increases the network size during training and (under certain assumptions) achieves an asymptotically quasi-optimal loss for a given number of trainable parameters (Theorem 22). Roughly speaking, this means that if for some $\beta > 0$ and all $n \in \mathbb{N}$ there exist networks that achieve a loss smaller than $n^{-\beta}$ with a number of trainable parameters of order n , then Algorithm 1 will find a network with n parameters that achieves a loss of $Cn^{-\beta}$ (or with some reduced rate $\tilde{\beta}$ in some cases).
- We propose a computable indicator that quantifies how well a network with a given number of parameters is trained and how much improvement of the loss can be achieved by increasing the size of the network (Theorem 25).
- We show that the hierarchical training algorithm (Algorithm 1) has improved generalization error if the training data is well distributed. Moreover, we propose the notion of *optimal generalization* that does not require the sometimes unrealistic assumption that the training data is well distributed among the set of possible inputs. We show that, under some assumptions, Algorithm 1 has optimal generalization in this sense.
- We show that *stable* neural networks follow predictable scaling laws in the sense that existence of a large network that approximates the given data well always implies the existence of smaller networks whose approximation quality scales relative to their size difference.

1.2. Other approaches and related work. The field of *neural architecture search* tries to automatically design neural network architectures that optimally fit a given problem. After the seminal work [52] that uses reinforcement learning to find good architectures, a wide range of methods was developed and employed, and we only give a few examples for algorithms that use genetic programming [45, 36], evolutionary algorithms [22] and Bayesian optimization [50] (see also [37] for an overview on the topic). The architectures considered are much more involved than in the present paper, but a rigorous convergence analysis is often foregone in favor of extensive numerical confirmation. In contrast, the present work is restricted to simple feed forward networks, but proves a convergence guarantee with certain rates. The work [14] also adaptively designs neural network architectures but with the goal to reduce the generalization error (see also [15] for a similar

approach in ensemble learning methods). Their architecture search algorithm, however, is based on a search in a high dimensional parameter space which must be done with heuristics.

In terms of designing neural network architectures for mathematical problems such as approximation or solving partial differential equations, there is a large body of work, and we mention only a few examples for approximation [30, 40, 47, 46], for solving partial differential equations [21, 20, 51], and for inverse problems [43, 2]. Those works either explicitly construct neural network architectures with certain (approximation) qualities or give methods on how to rewrite mathematical problems as optimization problems that can be solved by training neural networks. What is missing is a rigorous treatment of how to find the optimal weights for the given architectures in practical time constraints. The work [29] even show the impossibility of finding good weights in certain situations.

When it comes to quantification of the approximation error of a trained neural network, there are approaches inspired by classical finite element error estimation in [4, 5] and Γ -convergence in [38].

Finally, there is extensive literature that gives convergence guarantees for (stochastic) gradient descent to global minima (even with linear rate) under different assumptions, for example if the network is highly overparametrized [18, 17] or for infinite width networks [33].

2. NOTATION AND DEFINITIONS

We consider standard fully connected feed-forward networks with one fixed activation. While more intricate network structures would certainly be possible, we aim for a straightforward presentation of the main ideas.

Since we aim to expand the network during the training, it is important to keep track of the network architecture. To that end, we introduce the architecture $\chi = (w_0, \dots, w_{d+1})$ which stores the depth d (i.e., the number of layers) as well as the widths w_i (i.e., the number of neurons) of the individual layers. For simplicity, we restrict ourselves to $w_{d+1} = 1$, i.e., we only consider scalar networks.

Given an architecture χ , we may consider the set of admissible weights

$$\mathfrak{W}(\chi) := \{\mathcal{W} = (\mathbf{W}_0, \mathbf{B}_0, \dots, \mathbf{W}_d, \mathbf{B}_d) : \mathbf{W}_i \in \mathbb{R}^{w_{i+1} \times w_i} \text{ and } \mathbf{B}_i \in \mathbb{R}^{w_{i+1}} \text{ for } i = 0, \dots, d\}.$$

We fix the activation function as (Leaky-)ReLU

$$\phi(x) := \max\{x, \delta_{\text{ReLU}} x\}$$

for some fixed $0 \leq \delta_{\text{ReLU}} < 1$. While the precise nature of the activation is not important, we will use that ϕ is homogeneous of some degree $k \in \mathbb{N}$ ($k = 1$ for Leaky-ReLU).

Given the weights $\mathcal{W} \in \mathfrak{W}(\chi)$, we may define the realization of the neural network as $\mathcal{R}(x, \mathcal{W}) := \mathcal{R}_d(x, \mathcal{W})$ with

$$\begin{aligned} \mathcal{R}_0(x, \mathcal{W}) &:= \mathbf{W}_0 x + \mathbf{B}_0, \\ \mathcal{R}_i(x, \mathcal{W}) &:= \mathbf{W}_i \phi(\mathcal{R}_{i-1}(x, \mathcal{W})) + \mathbf{B}_i \quad \text{for all } i = 1, \dots, d. \end{aligned} \tag{1}$$

For $\mathcal{W} \in \mathfrak{W}(\chi)$, we define the number of trainable parameters as

$$\#\mathcal{W} := \#\chi := \sum_{i=0}^d (w_i + 1) w_{i+1}.$$

This notation allows us to identify $\mathfrak{W}(\chi)$ with a subset of $\mathbb{R}^{\#\chi}$ by vectorization of all the elements of the $(2d+2)$ -tuples $\mathcal{W} \in \mathfrak{W}(\chi)$.

We define the set of realizations for a given architecture by

$$\mathcal{R}(\chi) := \{x \mapsto \mathcal{R}(x, \mathcal{W}) : \mathcal{W} \in \mathfrak{W}(\chi)\}$$

2.1. Loss function and training data. We assume a set of training data $x_1, \dots, x_n \in \mathbb{R}^{w_0}$ and responses $y_1, \dots, y_n \in \mathbb{R}$ to be given. For $F \in \mathcal{R}(\chi)$ with $F = \mathcal{R}(\mathcal{W})$, we define the vectors

$$\mathcal{R}(\mathcal{W}) := \mathbf{F} := (F(x_i))_{i=1}^n \in \mathbb{R}^n.$$

With $\mathbf{y} := (y_i)_{i=1}^n$, we are interested in minimizing the loss

$$\mathcal{L}(F) := |\mathbf{y} - \mathbf{H}\mathbf{F}|^2, \quad (2)$$

for a given (semi) norm $|\cdot|$ with corresponding inner product \cdot on \mathbb{R}^n (note that it is essential that the norm is related to an inner product) and a linear operator H that maps the set of all possible realizations into the space of functions $\mathbb{R}^{w_d} \rightarrow \mathbb{R}$. Thus, $\mathbf{H}\mathbf{F}(x_i)$ is understood in the sense $H(x \mapsto F(x))(x_i)$ and correspondingly $(\mathbf{H}\mathbf{F})_i := (HF)(x_i)$ with $\mathbf{H}\mathbf{F} \in \mathbb{R}^n$.

A common example would be the normalized least-squares loss corresponding to the norm

$$|\mathbf{z}|^2 := \frac{1}{n} \sum_{i=1}^n |z_i|^2 \quad \text{for all } \mathbf{z} \in \mathbb{R}^n.$$

However, it may also become handy to weight the data points non-uniformly, i.e.,

$$|\mathbf{z}|^2 := \sum_{i=1}^n \gamma_i |z_i|^2 \quad \text{for all } \mathbf{z} \in \mathbb{R}^n \quad \text{with } \sum_{i=1}^n \gamma_i = 1 \text{ and } \gamma_i \geq 0.$$

This also includes loss functionals typically used in the context of PINNs, of the form

$$\int_D |D_x F(x) - y(x)|^2 dx \approx \mathcal{L}(F) := \sum_{i=1}^n \gamma_i |(D_x F)_i - y(x_i)|^2,$$

where $H = D_x$ is some differential operator on x and D some physical domain. A practical implementation of course has to choose quadrature weights and points (γ_i, x_i) .

2.2. Hierarchical algorithm and main result. The main idea of the work is to start training a small network and extend it as soon as the optimization algorithm reaches (comes close) to a stationary point and the loss does not improve anymore. This leads to a sequence of architectures χ_0, χ_1, \dots and a sequence of weights $\mathcal{W}_i \in \mathfrak{W}(\chi_\ell)$ with the goal of reducing the loss

$$\mathcal{L}(\mathcal{R}(\mathcal{W}_0)) > \mathcal{L}(\mathcal{R}(\mathcal{W}_1)) > \dots$$

When we extend the network from χ_ℓ to $\chi_{\ell+1}$, we aim to keep the already trained weights and need to initialize the new weights in $\mathcal{W}_{\ell+1}$.

Algorithm 1. *Input:* Weights $\mathcal{W}_0 \in \mathfrak{W}(\chi_0)$.

For $\ell = 0, 1, 2, \dots$ *do:*

(1) *Employ optimizer on* \mathcal{W}_ℓ *to minimize* $\mathcal{L}(\mathcal{W}_\ell)$ *until progress is too slow.*

(2) *Use Algorithm 2 with* $\mathcal{W}_0 = \mathcal{W}_\ell$ *to extend the network and generate* $\mathcal{W}_{\ell+1} = \mathcal{W}_{\text{update}}$.

Output: sequence of weights $(\mathcal{W}_\ell)_{\ell \in \mathbb{N}}$.

Obviously, we want to avoid a random initialization in Step (2) of Algorithm 1, since it could destroy all the training progress of the previous steps.

Instead, we want to search for the optimal extension $\mathcal{W}_{\ell+1}$ such that the loss is minimized. The existence of such an extension can be derived from the assumption that there exists a (theoretical) neural network $G \in \mathcal{R}(\chi)$ that satisfies

$$\mathcal{L}(\mathcal{R}(\mathcal{W}_\ell) + G) \ll \mathcal{L}(\mathcal{R}(\mathcal{W}_\ell)). \quad (3)$$

Considering the myriad of neural network approximation results (see, e.g., [40, 47, 46, 30]), the existence of G seems to be a reasonable assumption.

However, the architecture χ could be prohibitively large and extending the architecture in that fashion would result in $\#\chi_{\ell+1} \gtrsim \#\chi_\ell + \#\chi$ and thus a prohibitively large search space to find the optimal initialization of the new weights in $\mathcal{W}_{\ell+1}$.

Instead, we extend the network in small steps by a given architecture χ^* (which is assumed to be small), with the following Algorithm 2, which serves as an inner loop of Algorithm 1.

Algorithm 2. *Input:* Weights $\mathcal{W}_0 \in \mathfrak{W}(\chi_0)$. Freeze weights in \mathcal{W}_0 .

For $\ell = 0, 1, 2, \dots, L_{\max}$ *do:*

- (1) *Employ optimizer on non-frozen weights of \mathcal{W}_ℓ to minimize $\mathcal{L}(\mathcal{W}_\ell)$ until stationary point is reached.*
- (2) *Compute*

$$\mathcal{W}^* := \arg \max_{\substack{\mathcal{W} \in \mathfrak{W}(\chi^*) \\ |\mathbf{HR}(\mathcal{W})| \leq 1}} (\mathbf{y} - \mathbf{HR}(\mathcal{W}_\ell)) \cdot \mathbf{HR}(\mathcal{W}). \quad (4)$$

- (3) *Update $\mathcal{W}_{\ell+1} = \mathcal{W}_\ell \oplus \alpha \mathcal{W}^*$ with optimal α from Lemma 16, below.*

Output: $\mathcal{W}_{\text{update}} := \mathcal{W}_{L_{\max}}$.

Note that we use L_{\max} from Theorem 21 below and assume that the *optimizer* in Step (1) of Algorithms 1–2 does not return weights which increase the loss compared to before the optimization. This does not mean that the optimizer may not temporarily increase the loss, but the end result should not be worse than the start. This can always be achieved by backtracking, i.e., saving the previous best weights.

Remark 3. *While the optimization problem (4) is still non-convex and thus non-trivial in general, it is posed on a much smaller search space $\mathfrak{W}(\chi^*)$ instead of $\mathfrak{W}(\chi)$. If $\#\chi^*$ is small, an exhaustive search via sampling is feasible and, in some cases as discussed in Section 3.3 below, even computing an almost maximizer is feasible. We note that weights \mathcal{W}^* that maximize (4) only up to a multiplicative constant are sufficient for the results of this work. Moreover, (4) can be optimized in parallel, i.e., by starting many small parallel optimization processes from properly distributed starting points. This is not the case for standard optimization in $\mathfrak{W}(\chi)$, where the curse of dimensionality prevents exhaustive search and standard optimization steps have to be done sequentially.*

The main convergence result of Algorithm 1 can be found in Theorem 22 below. Roughly speaking, we show that if at any point of the algorithm there exist networks that can be added to the current state and improve the loss, Algorithm 1 will extend the current state by similar weights and achieve a comparable loss reduction. In this sense, we show that if the optimal number of parameters m_ε necessary to reduce the loss below a threshold of $\varepsilon > 0$ behaves like $m_\varepsilon \simeq \varepsilon^{-\beta}$, the output of Algorithm 1 satisfies $\mathcal{L}(\mathcal{W}_\ell) \leq \varepsilon$ and $\#\mathcal{W}_\ell \simeq \varepsilon^{-\beta}$. Note that we do not assume that the optimization algorithm in Step (1) of Algorithm 1 finds an actual minimizer of the loss.

To be able to prove complexity estimates as in Theorem 22 below, we require that the maximum value in (4) is sufficiently large. Such a condition will follow from the assumption, that there exist (theoretical) neural networks that satisfy (3). In order to transfer the loss improvement from the theoretical (and possibly very large) network to the small architecture χ^* , we require a precise statement about the scaling of approximation quality with network size.

This can be captured in the following assumption:

Assumption 4. *There exists a constant $L > 0$ such that the existence of architectures χ, χ^* (where χ^* is assumed to be much smaller than χ), as well as $G \in \mathcal{R}(\chi)$, $\gamma > 0$ with*

$$\frac{(\mathbf{y} - \mathbf{HR}(\mathcal{W}_\ell)) \cdot \mathbf{HG}}{|\mathbf{y} - \mathbf{HR}(\mathcal{W}_\ell)| |\mathbf{HG}|} \geq \gamma > 0 \quad (5a)$$

implies that the optimizer of (4) satisfies

$$\frac{(\mathbf{y} - \mathbf{H}\mathcal{R}(\mathcal{W}_\ell)) \cdot \mathbf{H}\mathcal{R}(\mathcal{W}^*)}{|\mathbf{y} - \mathbf{H}\mathcal{R}(\mathcal{W}_\ell)| |\mathbf{H}\mathcal{R}(\mathcal{W}^*)|} \geq \frac{\gamma}{L\sqrt{\#\chi/\#\chi^*}}. \quad (5b)$$

Note that the validity of Assumption 4 is unclear in general. However, we will see in the Section 3.1 below, that a certain numerical stability of the networks implies (5) and thus enables a rigorous proof of our main result in Theorem 22.

2.3. Neural network calculus. To utilize the homogeneity of the activation function ϕ , we define the scaling of weights for $\alpha > 0$ via

$$\alpha\mathcal{W} := (\alpha^{\frac{1}{d+1}}\mathbf{W}_0, \alpha^{\frac{1}{d+1}}\mathbf{B}_0, \alpha^{\frac{1}{d+1}}\mathbf{W}_1, \alpha^{\frac{2}{d+1}}\mathbf{B}_1, \dots, \alpha^{\frac{1}{d+1}}\mathbf{W}_d, \alpha\mathbf{B}_d). \quad (6)$$

With the definition of the realization (1) and the homogeneity of the activation function ϕ , we see that

$$\mathcal{R}(\alpha\mathcal{W}) = \alpha\mathcal{R}(\mathcal{W}) \quad \text{for all } \alpha > 0. \quad (7)$$

Of course, only scaling the final layer, i.e., $\alpha\mathbf{W}_d$ and $\alpha\mathbf{B}_d$, would achieve the same effect on the realization. However, with the particular scaling (6), we achieve that $0\mathcal{W} = \mathbf{0} \in \mathbb{R}^{\#\chi}$ which will show later that we can remove stationary points by extending the network architecture. Given $F \in \mathcal{R}(\chi)$, we know that there exists at least one set of weight $\mathcal{W} \in \mathfrak{W}(\chi)$ such that $F = \mathcal{R}(\mathcal{W})$. Hence, we have the identities

$$\alpha F = \mathcal{R}(\alpha\mathcal{W}) \quad \text{and} \quad \alpha\mathbf{F} = \mathcal{R}(\alpha\mathcal{W}) \in \mathbb{R}^n.$$

Due to (7), this definition does not depend on the particular choice of weights \mathcal{W} .

We will also require the addition of two realizations of neural networks: Given two architectures χ and χ' with $d = d'$ and $w_0 = w'_0$, we define the addition $\mathcal{W} \oplus \mathcal{W}'$ of $\mathcal{W} \in \mathfrak{W}(\chi)$ and $\mathcal{W}' \in \mathfrak{W}(\chi')$ by

$$\mathbf{W}_0 \oplus \mathbf{W}'_0 := \begin{pmatrix} \mathbf{W}_0 \\ \mathbf{W}'_0 \end{pmatrix} \quad \text{and} \quad \mathbf{B}_0 \oplus \mathbf{B}'_0 := \begin{pmatrix} \mathbf{B}_0 \\ \mathbf{B}'_0 \end{pmatrix}$$

as well as for $i = 1, \dots, d-1$

$$\mathbf{W}_i \oplus \mathbf{W}'_i := \begin{pmatrix} \mathbf{W}_i & 0 \\ 0 & \mathbf{W}'_i \end{pmatrix} \quad \text{and} \quad \mathbf{B}_i \oplus \mathbf{B}'_i := \begin{pmatrix} \mathbf{B}_i \\ \mathbf{B}'_i \end{pmatrix}$$

and

$$\mathbf{W}_d \oplus \mathbf{W}'_d := (\mathbf{W}_d \quad \mathbf{W}'_d) \quad \text{and} \quad \mathbf{B}_d \oplus \mathbf{B}'_d := \mathbf{B}_d + \mathbf{B}'_d.$$

This achieves $\mathcal{R}(\mathcal{W} \oplus \mathcal{W}') = \mathcal{R}(\mathcal{W}) + \mathcal{R}(\mathcal{W}')$.

In the following, we collect some elementary observations.

Lemma 5. *Any two network realizations $F, G \in \mathcal{R}(\chi)$ satisfy for $\alpha \geq 0$*

$$\mathcal{L}(F + \alpha G) - \mathcal{L}(F) = -2\alpha(\mathbf{y} - \mathbf{H}\mathbf{F}) \cdot \mathbf{H}\mathbf{G} + \alpha^2 |\mathbf{H}\mathbf{G}|^2.$$

Proof. By definition, we have

$$\begin{aligned} \mathcal{L}(F + \alpha G) &= |\mathbf{y} - \mathbf{H}\mathbf{F} - \alpha\mathbf{H}\mathbf{G}|^2 = \mathcal{L}(F) + |\alpha\mathbf{H}\mathbf{G}|^2 - 2(\mathbf{y} - \mathbf{H}\mathbf{F}) \cdot \alpha\mathbf{H}\mathbf{G} \\ &= \mathcal{L}(F) + \alpha^2 |\mathbf{H}\mathbf{G}|^2 - 2\alpha(\mathbf{y} - \mathbf{H}\mathbf{F}) \cdot \mathbf{H}\mathbf{G}. \quad \square \end{aligned}$$

Below, we will hierarchically extend networks by adding new weights to the existing network. One key observation is that the homogeneity implies that any network that can be added to improve the loss, has an output vector that points roughly in the same direction as the loss vector.

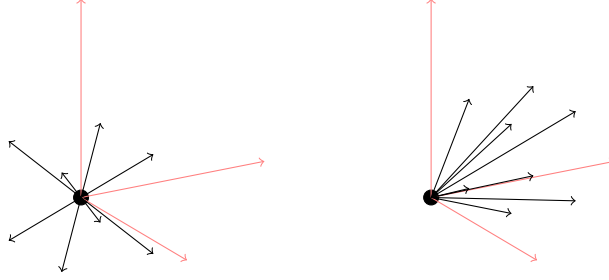


FIGURE 1. Schematic of the stability assumption in (9) and Definition 9. The black vectors represent the \mathbf{z}_i . While the configuration on the right-hand side is okay, the left-hand side configuration violates (9) due to cancellation.

Lemma 6. *Let χ, χ' denote architectures, let $F \in \mathcal{R}(\chi)$, and assume that there exists $G \in \mathcal{R}(\chi')$ with $\mathcal{L}(F + G) < \mathcal{L}(F)$. Then, there holds for all $\alpha \geq 0$*

$$\mathcal{L}(F + \alpha G) \leq \mathcal{L}(F) - \alpha |\mathcal{L}(F + G) - \mathcal{L}(F)| \quad \text{for all } 0 \leq \alpha \leq 1. \quad (8)$$

Moreover, there holds

$$2(\mathbf{y} - \mathbf{H}\mathbf{F}) \cdot \frac{\mathbf{H}\mathbf{G}}{|\mathbf{H}\mathbf{G}|} \geq \frac{|\mathcal{L}(F + G) - \mathcal{L}(F)|}{2\sqrt{\mathcal{L}(F)}}.$$

Proof. Convexity of the loss functional implies

$$\begin{aligned} \mathcal{L}(F + \alpha G) &= |(1 - \alpha)(\mathbf{y} - \mathbf{H}\mathbf{F}) + \alpha(\mathbf{y} - \mathbf{H}\mathbf{F} - \mathbf{H}\mathbf{G})|^2 \\ &\leq (1 - \alpha)\mathcal{L}(F) + \alpha\mathcal{L}(F + G). \end{aligned}$$

This concludes proof of the first statement.

For the second statement, we first observe that

$$|\mathbf{H}\mathbf{G}| \leq \sqrt{\mathcal{L}(F)} + \sqrt{\mathcal{L}(F + G)} \leq 2\sqrt{\mathcal{L}(F)}.$$

Using (8) and Lemma 5 we can show:

$$\begin{aligned} -\alpha |\mathcal{L}(F + G) - \mathcal{L}(F)| &\geq \mathcal{L}(F + \alpha G) - \mathcal{L}(F) \\ &= -2\alpha(\mathbf{y} - \mathbf{H}\mathbf{F}) \cdot \mathbf{H}\mathbf{G} + \alpha^2 |\mathbf{H}\mathbf{G}|^2. \end{aligned}$$

Thus, passing to the limit $\alpha \rightarrow 0$, we conclude the proof of the second statement. \square

3. QUASI-OPTIMAL HIERARCHICAL TRAINING

As discussed above, we require a certain stability in the considered networks in order to prove optimal complexity of Algorithm 1.

3.1. Numerical stability of neural networks. We start with a geometric observation that implies the stability of sums of vectors. As illustrated in Figure 1, if the vectors \mathbf{z}_i in Lemma 7 below point into similar directions, at least one of the vectors must be roughly parallel to their sum. The fact is quantified by the constant L in (9).

Lemma 7. *Let $\mathbf{z}_1, \dots, \mathbf{z}_w \in \mathbb{R}^n$ such that*

$$L^2 \left| \sum_{j=1}^w \mathbf{z}_j \right|^2 \geq \sum_{j=1}^w |\mathbf{z}_j|^2. \quad (9)$$

Then, there holds for all $\mathbf{y} \in \mathbb{R}^n$ that

$$\frac{|\mathbf{y} \cdot \sum_{j=1}^w \mathbf{z}_j|}{|\sum_{j=1}^w \mathbf{z}_j|} \leq Lw^{1/2} \max_{j=1, \dots, w} \frac{|\mathbf{y} \cdot \mathbf{z}_j|}{|\mathbf{z}_j|}. \quad (10)$$

If $\mathbf{y} \geq 0$ entrywise, there holds even

$$\frac{|\mathbf{y} \cdot \phi(\sum_{j=1}^w \mathbf{z}_j)|}{|\sum_{j=1}^w \mathbf{z}_j|} \leq Lw^{1/2} \max_{j=1, \dots, w} \frac{|\mathbf{y} \cdot \phi(\mathbf{z}_j)|}{|\mathbf{z}_j|}. \quad (11)$$

Proof. From (9), we get directly

$$\sum_{j=1}^w |\mathbf{z}_j|^2 + \sum_{i \neq j} \mathbf{z}_i \cdot \mathbf{z}_j \geq \frac{1}{L^2} \sum_{j=1}^w |\mathbf{z}_j|^2$$

and hence

$$1 + \frac{\sum_{i \neq j} \mathbf{z}_i \cdot \mathbf{z}_j}{\sum_{j=1}^w |\mathbf{z}_j|^2} \geq \frac{1}{L^2}. \quad (12)$$

On the other hand, by triangle inequality in the numerator, there holds

$$\begin{aligned} \frac{|\mathbf{y} \cdot \sum_{j=1}^w \mathbf{z}_j|}{|\sum_{j=1}^w \mathbf{z}_j|} &\leq \frac{\sum_{j=1}^w |\mathbf{y} \cdot \mathbf{z}_j|}{\sqrt{\sum_{j=1}^w |\mathbf{z}_j|^2 + \sum_{i \neq j} \mathbf{z}_i \cdot \mathbf{z}_j}} = \frac{\sum_{j=1}^w |\mathbf{z}_j| \frac{|\mathbf{y} \cdot \mathbf{z}_j|}{|\mathbf{z}_j|}}{\sqrt{\sum_{j=1}^w |\mathbf{z}_j|^2 + \sum_{i \neq j} \mathbf{z}_i \cdot \mathbf{z}_j}} \\ &\leq \frac{\sqrt{\sum_{j=1}^w |\mathbf{z}_j|^2} \sqrt{\sum_{j=1}^w \frac{|\mathbf{y} \cdot \mathbf{z}_j|^2}{|\mathbf{z}_j|^2}}}{\sqrt{\sum_{j=1}^w |\mathbf{z}_j|^2 + \sum_{i \neq j} \mathbf{z}_i \cdot \mathbf{z}_j}} = \frac{\sqrt{\sum_{j=1}^w \frac{|\mathbf{y} \cdot \mathbf{z}_j|^2}{|\mathbf{z}_j|^2}}}{\sqrt{1 + \frac{\sum_{i \neq j} \mathbf{z}_i \cdot \mathbf{z}_j}{\sum_{j=1}^w |\mathbf{z}_j|^2}}} \leq \frac{w^{1/2} \max_{j=1, \dots, w} \frac{|\mathbf{y} \cdot \mathbf{z}_j|}{|\mathbf{z}_j|}}{\sqrt{1 + \frac{\sum_{i \neq j} \mathbf{z}_i \cdot \mathbf{z}_j}{\sum_{j=1}^w |\mathbf{z}_j|^2}}}. \end{aligned}$$

This, together with (12), concludes the proof of the first statement. For the second statement, we use

$$\phi(a + b) \leq \phi(a) + \phi(b)$$

and follow the arguments above. \square

Remark 8. Note that (9) is always satisfied for some L if $\sum_{j=1}^w \mathbf{z}_j \neq 0$. In the following, it will be important that L remains reasonably bounded.

With this geometric stability, we can formulate a notion of stability for neural networks. Heuristically, the definition implies that small changes in the weights of the final layer do not drastically change the output of the network. Such an assumption has to be expected for any numerical approximation algorithm to perform well.

Definition 9. Given an architecture $\chi = (w_0, \dots, w_{d+1})$, and a tuple of an architecture χ^* and parameters $w^* \in \mathbb{N}$ and $L > 0$, we call a network $\mathcal{R}(\mathcal{W}) \in \mathcal{R}(\chi)$ (L, χ^*, w^*) -stable if $w^* \# \chi^* \leq L \# \chi$, and it can be written as

$$\mathcal{R}(x, \mathcal{W}) = \sum_{j=1}^{w^*} \mathcal{R}(x, \mathcal{W}^{(j)}) \quad (13)$$

for some weights $\mathcal{W}^{(j)} \in \mathcal{W}(\chi^*)$, such that the vectors $\mathbf{z}_j := \mathbf{HR}(\mathcal{W}^{(j)}) \in \mathbb{R}^n$ for $j = 1, \dots, w^*$ satisfy (9) for some $L > 0$.

Remark 10. Note that Definition 9 is indeed necessary for numerical stability of a network, in the sense that small ε -errors in the realizations of the components $\mathcal{R}(x, \mathcal{W}^{(j)})$ amount to a small relative evaluation error. To see that, assume that (9) is violated for $\mathbf{z}_j := (\mathcal{R}(x_i, \mathcal{W}^{(j)}))_{i=1}^n$. With $\mathbf{Z} := (\mathbf{z}_1, \dots, \mathbf{z}_w) \in \mathbb{R}^{n \times w}$ and $\mathbf{E} \in \mathbb{R}^{n \times w}$ being an entrywise positive perturbation (e.g., round-off error) with relative error ε , i.e., $\|\mathbf{E}\|_F = \varepsilon \|\mathbf{Z}\|_F$, there holds

$$\frac{|\mathbf{Z}\mathbf{1} - (\mathbf{Z} + \mathbf{E})\mathbf{1}|}{|\mathbf{Z}\mathbf{1}|} \geq \frac{\|\mathbf{E}\|_F}{|\mathbf{Z}\mathbf{1}|} = \frac{\|\mathbf{Z}\|_F \varepsilon}{|\mathbf{Z}\mathbf{1}|} \geq L\varepsilon,$$

where $\mathbf{1} := (1, \dots, 1) \in \mathbb{R}^w$. Since $\mathcal{R}(\mathcal{W}) = \mathbf{Z}\mathbf{1}$, large stability constants L lead to large relative evaluation errors of $x \mapsto \mathcal{R}(x, \mathcal{W})$ under small perturbations.

Assuming $H = \text{id}$, one straightforward way to obtain a partition as in (13) is to split up the final layer of any given network, i.e., for weights $\mathcal{W} \in \mathfrak{W}(\chi)$, define

$$\mathcal{W}^{(j)} := (\mathbf{W}_0, \mathbf{B}_0, \dots, (\mathbf{W}_{d-1})_{j,:}, (\mathbf{B}_{d-1})_j, (\mathbf{W}_d)_{1,j}, \mathbf{B}_d/w_d) \quad (14)$$

with $\mathcal{W}^{(j)} \in \mathfrak{W}(\chi^*)$ for

$$\chi^* := (w_0, \dots, w_{d-1}, w'_d, 1) \quad (15)$$

for some $w'_d \ll w_d$. Then, $w^* = w_d/w'_d$. Of course this does not necessarily imply L -stability. However, by choosing $w'_d = 3$, the final layer of the networks with weights in $\mathfrak{W}(\chi^*)$ are able to express hat functions. For example, given $a < b < c$, and assuming $\delta_{\text{ReLU}} = 0$ (the ReLU case), the function

$$F_{a,b,c}(x) := ((b-a)^{-1}, -(b-a)^{-1} - (c-b)^{-1}, (c-b)^{-1}) \phi \left(\begin{pmatrix} 1 \\ 1 \\ 1 \end{pmatrix} x + \begin{pmatrix} -a \\ -b \\ -c \end{pmatrix} \right)$$

is a piecewise linear hat function that is zero outside (a, c) and peaks at b with $F_{a,b,c}(b) = 1$. Since the realizations $\mathcal{R}(x, \mathcal{W}^{(j)})$ are piecewise affine functions of x , we can further decompose them into sums of networks with hat functions in the final layer. Doing this, we end up with vectors \mathbf{z}_j in Definition 9 which have bounded overlap, i.e., for any index $i = 1, \dots, n$, only a few vectors \mathbf{z}_j have non-zero entries. This then implies stability in the sense of (9).

Of course the final number of parts w^* necessary to obtain a good stability estimate can not be bounded in general and will depend on the particular situation. But, in principle, the discussion above shows that L -stable networks exist for moderate constants L .

3.2. Scaling laws for (deep) stable networks. Finding a network G that maximizes (5a) is akin to approximating the error $\mathbf{y} - \mathbf{H}\mathcal{R}(\mathcal{W}_\ell)$. Whether implication (5) is true is essentially a question about the minimally necessary complexity of the network architecture χ to get any meaningful approximation by the realization of a neural network $G \in \mathcal{R}(\chi)$.

The following two results show that there is no such complexity barrier. Lemma 11 shows that wide networks that approximate well imply the existence of a narrow network with an approximation quality that is proportional to its size. Lemma 12 shows a similar result for deep networks, i.e., the existence of a deep network that approximates well implies the existence of shallow networks that approximate with an exponentially (with respect to the depth) reduced approximation quality. This reduction has to be expected as there are countless examples of deep neural networks showing exponential improvement in approximation quality with respect to the depth (see, e.g., [40]).

Moreover, the results below can be seen as a counterpart to scaling laws often observed in practical applications of machine learning, see, e.g., [31, 32, 8].

Lemma 11. Let $G \in \mathcal{R}(\chi)$ such that G is (L, χ^*, w^*) -stable according to Definition 9. Then, Assumption 4 is true.

Proof. We assume (5a). According to (13), we may rewrite G as

$$G(x) = \sum_{j=1}^{w^*} \mathcal{R}(x, \mathcal{W}^{(j)})$$

and apply Lemma 7 to the vectors $\mathbf{z}_j := \mathbf{H}\mathcal{R}(\mathcal{W}^{(j)})$ to obtain $j_0 \in \{1, \dots, w^*\}$ with

$$2 \frac{\mathbf{y} - \mathbf{H}\mathbf{F}}{|\mathbf{y} - \mathbf{H}\mathbf{F}|} \cdot \frac{\mathbf{H}\mathcal{R}(\mathcal{W}^{(j_0)})}{|\mathbf{H}\mathcal{R}(\mathcal{W}^{(j_0)})|} \geq \frac{\gamma}{L\sqrt{w^*}}. \quad (16)$$

Since $\mathcal{W}^{(j_0)} \in \mathcal{W}(\chi^*)$ and due to the normalization, we know that the weights \mathcal{W}^* from (4) satisfy (5b). This concludes the proof. \square

For deep networks, the result takes the following form. Note that the positivity assumption below can always be enforced by changing the bias of the final layer of $\mathcal{R}(\mathcal{W}_\ell)$ such that $\mathbf{y} - \mathbf{H}\mathcal{R}(\mathcal{W}_\ell)$ is entrywise positive.

Lemma 12. *Let $\chi = (d, w_0, \dots, w_{d+1})$ and $G = \mathcal{R}(\mathbf{W}_0, \mathbf{B}_0, \dots, \mathbf{W}_d, \mathbf{B}_d) \in \mathcal{R}(\chi)$. Assume that every layer of G is $(\tilde{L}, w_i^*, \chi_i^*)$ -stable in the sense that for all $2 \leq i \leq d$ and $1 \leq j \leq w_{i+1}$*

$$\mathcal{R}(\mathbf{W}_0, \mathbf{B}_0, \dots, \mathbf{W}_i, \mathbf{B}_i)_j = (\mathbf{B}_i)_j + \sum_{k=1}^{w_i} (\mathbf{W}_i)_{jk} \phi(\mathcal{R}(\mathbf{W}_0, \mathbf{B}_0, \dots, \mathbf{W}_{i-1}, \mathbf{B}_{i-1}))_k \quad (17)$$

satisfies Definition 9 with $w_i^ = w_i + 1$ and architectures $\chi_i^* = (w_0, \dots, w_{i-1}, 1, 1)$ (note that the constant function $x \mapsto (\mathbf{B}_i)_j$ is also contained in $\mathcal{R}(\chi_i^*)$). Assume that $\mathbf{y} - \mathbf{H}\mathcal{R}(\mathcal{W}_\ell) \in \mathbb{R}^n$ is entrywise non-negative. Then, assumption (5) is true with $\chi^* = (w_0, 1, 1)$ and*

$$L := \sqrt{\#\chi^*/\#\chi} C_{\text{stab}}^1 C_{\mathcal{W}}^d \tilde{L}^{d-2} \prod_{i=3}^d (w_i^*)^{1/2},$$

where $C_{\text{stab}} := \max_{\substack{1 \leq i \leq d \\ 1 \leq j \leq w_{i+1}}} |\mathcal{R}(\mathbf{W}_0, \mathbf{B}_0, \dots, \mathbf{W}_i, \mathbf{B}_i)_j|$ and $C_{\mathcal{W}} := \max_{\substack{k=1, \dots, d \\ 1 \leq i \leq w_k, 1 \leq j \leq w_{k+1}}} \max\{ |(\mathbf{W}_k)_{ij}|, |(\mathbf{B}_k)_i| \}$.

Proof. For simplicity, we define $\mathbf{z} := \mathbf{y} - \mathbf{H}\mathcal{R}(\mathcal{W}_\ell)$. We show by induction on the layers $j = d, \dots, 3$ that there exists $G_j \in \mathcal{R}((w_0, \dots, w_{j-1}, 1, 1))$ such that

$$G_j = \beta_j \phi(\mathcal{R}(\mathbf{W}_0, \mathbf{B}_0, \dots, \mathbf{W}_{j-1}, \mathbf{B}_{j-1}))_{k_j} \quad \text{or} \quad G_j = \beta_j \quad (18a)$$

for some $\beta_j \in \mathbb{R}$ and $k_j \in \{1, \dots, w_j\}$ such that $|\beta_j| \leq C_{\mathcal{W}}^{d-j}$. Moreover, there holds

$$\mathbf{z} \cdot \mathbf{G}_j \geq C_j := C_{\text{stab}}^{-1} C_{\mathcal{W}}^{j+1-d} \gamma \tilde{L}^{j+1-d} \prod_{i=1}^d (w_i^*)^{-1/2}. \quad (18b)$$

For the final layer $j = d$, Lemma 7 together with (17) shows that there exists $G_d \in \mathcal{R}((w_0, \dots, w_{d-1}, 1, 1))$ that satisfies (18a) and

$$\mathbf{z} \cdot \mathbf{G}_d \geq \gamma / (\tilde{L} \sqrt{w_d^*}) \quad \text{such that} \quad |\phi(\mathbf{G}_d)| \leq |\mathbf{G}_d| \leq |\mathbf{G}|,$$

which implies the assertion (18b). Assume that (18) holds for some $j < d$. Note that G_j is either the constant function $G_j(x) = \beta_j$, or it can be written as $G_j(x) = \beta_j \cdot \phi(\tilde{G}_j(x))$ for

$$\tilde{G}_j = \mathcal{R}(\mathbf{W}_0, \mathbf{B}_0, \dots, \mathbf{W}_{j-1}, \mathbf{B}_{j-1})_{k_j} \in \mathcal{R}((w_0, \dots, w_{j-1}, 1)).$$

In the first case, we are done since the constant function $x \mapsto \mathbf{B}_j$ is in $\mathcal{R}((w_0, \dots, w_{j-2}, 1, 1))$. Otherwise, we know that $\mathbf{z} \cdot \beta_j \phi(\tilde{G}_j) \geq C_j$ and also $\beta_j > 0$. Since ϕ is homogeneous, we may

consider $\beta_j \tilde{\mathbf{G}}_j \in \mathcal{R}((w_0, \dots, w_{j-1}, 1))$. Since scaling does not change L -stability, we may apply Lemma 7 to $\mathbf{z} \cdot \phi(\beta_j \tilde{\mathbf{G}}_j)$ and find $G_{j-1} \in \mathcal{R}((j-1, w_0, \dots, w_{j-2}, 1, 1))$ such that (18a) holds and

$$\mathbf{z} \cdot \phi(\mathbf{G}_{j-1}) \geq C_j / (\tilde{L} \sqrt{w_{j-1}^*}) \quad \text{and} \quad |\mathbf{G}_{j-1}| \leq |\beta_j \tilde{\mathbf{G}}_j| \leq C_{\mathcal{W}}^{d-j} C_{\text{stab}}.$$

In the second case of (18a), we are done since the constant function $x \mapsto \phi(\beta_{j-1})$ is contained in $\mathcal{R}((w_0, \dots, w_{j-3}, 1, 1))$. In the other case, we know $\beta_{j-1} \geq 0$ and hence $\phi(\mathbf{G}_{j-1}) = \phi(\beta_{j-1} \phi(\hat{\mathbf{G}}'_{j-1})) = \beta_{j-1} \phi(\hat{\mathbf{G}}'_{j-1}) = \mathbf{G}_{j-1}$. Moreover, there holds $|\beta_{j-1}| \leq C_{\mathcal{W}} |\beta_j|$. This concludes the induction. Scaling the network $G' := C_{\text{stab}}^{-1} C_{\mathcal{W}}^{-d+2} G_2$ implies $|\mathbf{G}'| \leq 1$ and thus concludes the proof. \square

3.3. Fast computation of \mathcal{W}^* in special cases. The optimization problem (4) can in some cases be reduced to a convex constrained optimization problem, for which fast algorithms with convergence guarantees exist. There is extensive literature about rewriting neural network training into convex programs, see e.g. [44, 23]. However, we consider a very specific problem in (4) that we could not find directly in the literature and thus discuss the details below:

We consider a simple one-layer network $\chi^* = (w_0, 1, 1)$ and only optimize the weight vector (matrix) $\mathbf{w} = \mathbf{W}_0$. Moreover, we assume $\delta_{\text{ReLU}} = 0$. In the following, we assume $\mathbf{W}_1 = 1$ and $\mathbf{B}_0 = \mathbf{B}_1 = 0$ as they are much simpler to optimize. Ignoring the dependence on the weights other than \mathbf{w} for the moment, we may write the objective function of the optimization problem (4) as

$$O(\mathbf{w}) := (\mathbf{y} - \mathbf{F}) \cdot \mathcal{R}(\mathbf{w})$$

for some $\mathbf{w} \in \mathbb{R}_0^w$. We note that for all the arguments of this work, it suffices to find an almost optimizer $\tilde{\mathbf{w}}^*$ of (4) in the sense that $O(\tilde{\mathbf{w}}^*) \gtrsim O(\mathbf{w}^*)$ for any fixed (hidden) constant. The objective function $O(\mathbf{w})$ defined above can be made explicit by

$$O(\mathbf{w}) := \sum_{i=1}^n \gamma_i \phi(\mathbf{w} \cdot x_i), \quad (19)$$

where $\gamma_i := (\mathbf{y} - \mathbf{F})_i$.

To find such an almost optimizer efficiently, we require two small observations:

Lemma 13. *Given the matrix $M := (\gamma_1 x_1, \dots, \gamma_n x_n) \in \mathbb{R}^{w_0 \times n}$, there holds*

$$\sup_{\mathbf{v} \in \{-1, 1\}^n} |M\mathbf{v}| \geq \sup_{|\mathbf{w}| \leq 1} O(\mathbf{w}).$$

Proof. Let \mathbf{w}_0 with $|\mathbf{w}_0| = 1$ be a maximizer of $O(\mathbf{w})$. We define a vector $\mathbf{v} \in \{0, 1\}^n$ with $(\mathbf{v})_i := \max\{0, \text{sign}(\mathbf{w}_0 \cdot x_i)\}$ for all $i = 1, \dots, n$ and write

$$O(\mathbf{w}_0) = \mathbf{w}_0^T M \mathbf{v} \leq \frac{\mathbf{w}_0^T}{|\mathbf{w}_0|} M \mathbf{v} \leq \sup_{|\mathbf{v}'|_{\infty} \leq 1} |M \mathbf{v}'|,$$

where $\mathbf{w} := M \mathbf{v}$. It is well-known that the supremum above is attained in one of the extremal points of the unit ball in ℓ_{∞} , which means that the maximizer satisfies $\mathbf{v}' \in \{-1, 1\}^n$. \square

Lemma 14. *Let $M = (\gamma_1 x_1, \dots, \gamma_n x_n) \in \mathbb{R}^{w_0 \times n}$, let $\mathbf{v} \in \{-1, 1\}^n$ denote a local maximum of $|M\mathbf{v}|_2$ in the sense that flipping the sign of a single but arbitrary entry of \mathbf{v} does not increase $|M\mathbf{v}|_2$. Then, $\mathbf{w} := M\mathbf{v}$ satisfies for all $i = 1, \dots, n$ that $\mathbf{w} \cdot x_i \geq 0$ if and only if $(\mathbf{v})_i \geq 0$.*

Proof. Consider the vector \mathbf{v}_0 that equals \mathbf{v} but has a zero i -th entry and let \mathbf{v}_- also equal \mathbf{v} but with flipped sign of the i -th entry. Since \mathbf{v} is a local maximum under sign flips, we have $|M\mathbf{v}| \geq |M\mathbf{v}_-|$ and therefore

$$\mathbf{w} \cdot M\mathbf{v}_0 + \mathbf{w} \cdot x_i (\mathbf{v})_i = |M\mathbf{v}|^2 \geq |M\mathbf{v}| |M\mathbf{v}_-| \geq M\mathbf{v} \cdot M\mathbf{v}_- = \mathbf{w} \cdot M\mathbf{v}_0 - \mathbf{w} \cdot x_i (\mathbf{v})_i$$

This simplifies to $2\mathbf{w} \cdot x_i (\mathbf{v})_i \geq 0$ and concludes that $\mathbf{w} \cdot x_i$ and $(\mathbf{v})_i$ have the same sign. \square

In the following, consider a vector $\mathbf{v} \in \{-1, 1\}^n$ that maximizes $|M\mathbf{v}|$. We split $\mathbf{v} = \mathbf{v}_+ - \mathbf{v}_-$, where $\mathbf{v}_+, \mathbf{v}_- \in \{0, 1\}^n$ satisfy $\mathbf{v}_+ \cdot \mathbf{v}_- = 0$. Without loss of generality, we may assume that \mathbf{v}_+ satisfies

$$|\mathbf{v}^T M^T M \mathbf{v}| \leq |\mathbf{v}^T M^T M \mathbf{v}_+| + |\mathbf{v}^T M^T M \mathbf{v}_-| \leq 2|\mathbf{v}^T M^T M \mathbf{v}_+|.$$

We define $\mathbf{w} := M\mathbf{v}$ and obtain with Lemma 14 (for the first equality) and Lemma 13 (for the final inequality) that

$$O\left(\frac{\mathbf{w}}{|\mathbf{w}|}\right) = \sum_{\substack{i=1 \\ (\mathbf{v})_i \geq 0}}^n \gamma_i \frac{\mathbf{w}}{|\mathbf{w}|} \cdot x_i = \frac{\mathbf{w}^T}{|\mathbf{w}|} M \mathbf{v}_+ \geq \frac{1}{2} |M\mathbf{v}| \geq \frac{1}{2} \sup_{|\mathbf{w}'| \leq 1} O(\mathbf{w}').$$

Thus, instead of finding the optimizer of (19), we may also find $\mathbf{w} = M\mathbf{v}$ with \mathbf{v} being (close to) the optimizer of

$$\max_{|\mathbf{v}|_\infty \leq 1} |M\mathbf{v}|. \quad (20)$$

This problem is well-known in convex optimization and there exist polynomial time (in n) algorithms that find an almost optimizer with high probability (see the famous article [42]). These are polynomial-time interior point methods which are implemented in many optimization toolboxes and often converge much faster than their worst-case runtime. Note that if \mathbf{v} is only an almost optimizer as defined above, then it is important that \mathbf{v} is at a local maximum in the sense of Lemma 14 for the argument to work.

Practically, we found that the following algorithm is very fast and produces good results, although we didn't manage to prove any optimality property.

Algorithm 15. *Input: Matrix $M \in \mathbb{R}^{w_0 \times n}$, number of iterations $m \in \mathbb{N}$.*

- (1) *Generate a vector $\mathbf{z} \in \mathbb{R}^{w_0}$ of i.i.d. standard normal random numbers.*
- (2) *Compute $\mathbf{v}_0 := \text{sign}(M^T \mathbf{z}) \in \{-1, 1\}^n$.*
- (3) *For $j = 0, \dots, m-1$ do:*
 - (a) *Compute $\mathbf{w} = M\mathbf{v}_j$.*
 - (b) *Compute $\mathbf{v}_{j+1} \in \mathbb{R}^n$ by*

$$(\mathbf{v}_{j+1})_i := \text{sign}(M_{:,i} \cdot \mathbf{w}).$$

- (4) *Return $\arg \max_{j=0, \dots, m} |M\mathbf{v}_j|$.*

Obviously, the runtime of Algorithm 15 is $\mathcal{O}(w_0 n m)$ and numerical tests show that it produces a good approximation of the optimizer for small $m \in \mathbb{N}$.

3.4. Analysis of Algorithm 2. The first result is an immediate consequence of (5).

Lemma 16. *Let $F \in \mathcal{R}(\chi)$ and let G satisfy (5) as well as*

$$\mathcal{L}(F + G) \leq \kappa \mathcal{L}(F).$$

Then, the weights $\mathcal{W}^ \in \mathfrak{W}(\chi^*)$ satisfy*

$$\mathcal{L}(F + \alpha \mathcal{R}(\mathcal{W}^*)) \leq \left(1 - \frac{(1 - \kappa)^2}{8L^2 \#\chi / \#\chi^*}\right) \mathcal{L}(F)$$

for $\alpha = \frac{1 - \kappa}{4L \sqrt{\#\chi / \#\chi^}} \sqrt{\mathcal{L}(F)}$.*

Proof. We employ Lemma 6 to obtain

$$2(\mathbf{y} - \mathbf{H}\mathbf{F}) \cdot \frac{\mathbf{H}\mathbf{G}}{|\mathbf{H}\mathbf{G}|} \geq \frac{1 - \kappa}{2} \sqrt{\mathcal{L}(\mathbf{F})}.$$

Thus, (5) shows that the weights \mathcal{W}^* from (4) satisfy

$$2(\mathbf{y} - \mathbf{H}\mathbf{F}) \cdot \mathbf{H}\mathcal{R}(\mathcal{W}^*) \geq \frac{1 - \kappa}{2L\sqrt{\#\chi/\#\chi^*}} \sqrt{\mathcal{L}(\mathbf{F})}.$$

Thus, Lemma 5 shows

$$\begin{aligned} & \mathcal{L}(F + \alpha\mathcal{R}(\mathcal{W}^*)) - \mathcal{L}(F) \\ &= -2\alpha(\mathbf{y} - \mathbf{H}\mathbf{F}) \cdot \mathbf{H}\mathcal{R}(\mathcal{W}^*) + \alpha^2 |\mathbf{H}\mathcal{R}(\mathcal{W}^*)|^2 \\ &\leq -\alpha \frac{1 - \kappa}{2L\sqrt{\#\chi/\#\chi^*}} \sqrt{\mathcal{L}(\mathbf{F})} + \alpha^2 \end{aligned}$$

With $\alpha = \frac{1 - \kappa}{4L\sqrt{\#\chi/\#\chi^*}} \sqrt{\mathcal{L}(\mathbf{F})}$ this implies

$$\mathcal{L}(F + \alpha\mathcal{R}(\mathcal{W}^{\text{opt}})) - \mathcal{L}(F) \leq -\frac{(1 - \kappa)^2}{8L^2\#\chi/\#\chi^*} \mathcal{L}(F)$$

and concludes the proof. \square

Remark 17. Lemma 16 shows that \mathcal{W}^* is a useful descent direction in order to reduce the loss in Algorithm 2. One could hope that, instead of solving the optimization problem (4), one can find this descent direction by just initializing the untrained weights of $\mathcal{W}_{\ell+1}$ with zero and then computing the gradient with respect to the new weights. This fails since the activation function ϕ is not differentiable at zero. In fact, it is not possible to find an activation function ϕ that fits our proof technique, produces a rich space of realizations $\mathcal{R}(\chi)$, and is differentiable at zero. To see that, note that we require ϕ to be homogeneous of some degree $k \in \mathbb{N}$. This, however, implies that any derivative of order $0 \leq j < k$ with respect to the weights (at zero), will be zero itself. Thus, in order to find the descent direction by computing derivatives, we need at least the derivatives of order k . If the k -th derivatives exist at zero, then ϕ has to be a polynomial of degree k , which implies that $\mathcal{R}(\chi)$ is just the space of polynomials of degree k and thus can not be a good approximation space for general data.

Remark 18. Since \mathcal{W}^* is used as an update direction to decrease the loss, one could alternatively try to solve

$$\mathcal{W}^{**} = \arg \min_{\substack{\mathcal{W} \in \mathfrak{W}(\chi^*) \\ |\mathbf{H}\mathcal{R}(\mathcal{W})| \leq 1}} |\mathbf{y} - \mathbf{H}\mathbf{F} - \mathbf{H}\mathcal{R}(\mathcal{W})|^2. \quad (21)$$

Then, the scaling happens as part of the optimization, i.e., $\mathcal{R}(\mathcal{W}^{**}) = \alpha\mathcal{R}(\mathcal{W}^*)$ with α from Lemma 16. However, if we assume that the maximum reached in (4) is equal to some $\varepsilon > 0$ (typically, it will be very small), then we have with optimal choice of α that

$$\min_{\substack{\mathcal{W} \in \mathfrak{W}(\chi^*) \\ |\mathbf{H}\mathcal{R}(\mathcal{W})| \leq 1}} |\mathbf{y} - \mathbf{H}\mathbf{F} - \mathbf{H}\mathcal{R}(\mathcal{W})|^2 = |\mathbf{y} - \mathbf{H}\mathbf{F}|^2 - \varepsilon^2$$

Thus the minimum in (21) is quadratically less pronounced than the maximum in (4) and hence much harder to find by optimization.

Remark 19. One can further optimize the update in Step 3 of Algorithm 2 by additionally scaling \mathcal{W}_ℓ . To that end, note that

$$|\mathbf{y} - \mathbf{H}\mathbf{F} - \beta\mathbf{H}\mathcal{R}(\mathcal{W}_\ell) - \alpha\mathbf{H}\mathcal{R}(\mathcal{W}^*)|^2$$

can be minimized by setting the gradient with respect to (α, β) of the expression above to zero. Setting $H = \text{id}$ for simplicity, this results in a 2×2 -linear system with the solution

$$\alpha = \frac{(|\mathcal{R}(\mathcal{W}_\ell)|^2 \mathcal{R}(\mathcal{W}^*) - \mathcal{R}(\mathcal{W}_\ell) \cdot \mathcal{R}(\mathcal{W}^*) \mathcal{R}(\mathcal{W}^*)) \cdot (\mathbf{y} - \mathbf{F})}{|\mathcal{R}(\mathcal{W}_\ell)|^2 |\mathcal{R}(\mathcal{W}^*)|^2 - |\mathcal{R}(\mathcal{W}_\ell) \cdot \mathcal{R}(\mathcal{W}^*)|^2},$$

$$\beta = \frac{(\mathcal{R}(\mathcal{W}_\ell) \cdot \mathcal{R}(\mathcal{W}^*) \mathcal{R}(\mathcal{W}_\ell) - |\mathcal{R}(\mathcal{W}^*)|^2 \mathcal{R}(\mathcal{W}_\ell)) \cdot (\mathbf{y} - \mathbf{F})}{|\mathcal{R}(\mathcal{W}_\ell)|^2 |\mathcal{R}(\mathcal{W}^*)|^2 - |\mathcal{R}(\mathcal{W}_\ell) \cdot \mathcal{R}(\mathcal{W}^*)|^2}.$$

The following lemma ensures that Algorithm 2 does not change the realization of the networks $\mathcal{R}(\mathcal{W}_\ell)$ too much unless the loss is significantly improved. This implies a certain stability of the algorithms that will be useful later.

Lemma 20. *The output of Algorithm 2 satisfies*

$$|\mathbf{H}\mathcal{R}(\mathcal{W}_\ell) - \mathbf{H}\mathcal{R}(\mathcal{W}_0)|^2 = (\mathcal{L}(\mathcal{W}_0) - \mathcal{L}(\mathcal{W}_\ell)).$$

Proof. By design of Algorithm 2, the weights \mathcal{W}_ℓ are the sum of the individual updates \mathcal{W}^* . Thus, we may write $\mathcal{W}_\ell = \mathcal{W}_0 \oplus \mathcal{W}_{\ell,\perp}$. By definition of \oplus , this implies $\mathcal{R}(\mathcal{W}_{\ell,\perp}) = \mathcal{R}(\mathcal{W}_\ell) - \mathcal{R}(\mathcal{W}_0)$. Since \mathcal{W}_ℓ is a stationary point of $\mathcal{L}(\cdot)$, we have

$$\begin{aligned} 0 &= \partial_\alpha \mathcal{L}(\mathcal{W}_0 \oplus \alpha \mathcal{W}_{\ell,\perp})|_{\alpha=1} = \partial_\alpha 2(\mathbf{y} - \mathbf{H}\mathcal{R}(\mathcal{W}_\ell)) \cdot \mathbf{H}\mathcal{R}(\alpha \mathcal{W}_{\ell,\perp})|_{\alpha=1} \\ &= 2(\mathbf{y} - \mathbf{H}\mathcal{R}(\mathcal{W}_\ell)) \cdot \partial_\alpha (\alpha \mathbf{H}\mathcal{R}(\mathcal{W}_{\ell,\perp}))|_{\alpha=1} = 2(\mathbf{y} - \mathbf{H}\mathcal{R}(\mathcal{W}_\ell)) \cdot (\mathbf{H}\mathcal{R}(\mathcal{W}_\ell) - \mathbf{H}\mathcal{R}(\mathcal{W}_0)) \end{aligned}$$

and hence

$$|\mathbf{H}\mathcal{R}(\mathcal{W}_\ell) - \mathbf{H}\mathcal{R}(\mathcal{W}_0)|^2 = |\mathbf{y} - \mathbf{H}\mathcal{R}(\mathcal{W}_0)|^2 - |\mathbf{y} - \mathbf{H}\mathcal{R}(\mathcal{W}_\ell)|^2 = \mathcal{L}(\mathcal{W}_0) - \mathcal{L}(\mathcal{W}_\ell).$$

This concludes the proof. \square

The following result is the heart of the optimality results below. It shows that if a good extension of the network exists in theory, Algorithm 2 can find a comparably good approximation with a similar number of weights.

Theorem 21. *Choose $\frac{\sqrt{5}-1}{2} < \kappa < 1$, define $0 < \mu := (\kappa - \sqrt{1-\kappa})^2 < 1$, and let $F := \mathcal{R}(\mathcal{W}_0) \in \mathcal{R}(\chi_0)$. Let $G \in \mathcal{R}(\chi')$ satisfy (5) as well as $\mathcal{L}(F + G) \leq \mu \mathcal{L}(F)$. Then, Algorithm 2 produces \mathcal{W}_ℓ after $\ell \leq L_{\max} := C_{\text{desc}} w^*$ steps with $\mathcal{L}(\mathcal{W}_\ell) \leq \kappa \mathcal{L}(\mathcal{W}_0)$ and $\#\mathcal{W}_\ell - \#\mathcal{W}_0 \leq LC_{\text{desc}} \#\chi'$, where $C_{\text{desc}} := \frac{8L^2 \log(3/2)}{(1-\kappa)^2}$.*

Proof. We use the shorthand $F^{(\ell)} := \mathcal{R}(\mathcal{W}_\ell)$ and first show

$$\begin{aligned} \sqrt{\mathcal{L}(F^{(\ell)} + G)} &= |\mathbf{y} - \mathbf{H}F^{(\ell)} - \mathbf{H}G| \leq |\mathbf{y} - \mathbf{H}F^{(0)} - \mathbf{H}G| + |\mathbf{H}F^{(0)} - \mathbf{H}F^{(\ell)}| \\ &\leq \sqrt{\mathcal{L}(F + G)} + \sqrt{\mathcal{L}(F) - \mathcal{L}(F^{(\ell)})} \\ &\leq \sqrt{\mu} \sqrt{\mathcal{L}(F)} + \sqrt{\mathcal{L}(F) - \mathcal{L}(F^{(\ell)})}, \end{aligned}$$

where we used Lemma 20 for the second inequality. If $\mathcal{L}(F^{(\ell)}) \geq \kappa \mathcal{L}(F)$, this implies that

$$\sqrt{\mathcal{L}(F^{(\ell)} + G)} \leq \sqrt{\mu} \sqrt{\mathcal{L}(F)} + \sqrt{(1-\kappa)\mathcal{L}(F)} = \frac{\sqrt{\mu} + \sqrt{1-\kappa}}{\sqrt{\kappa}} \sqrt{\mathcal{L}(F^{(\ell)})} = \sqrt{\kappa} \sqrt{\mathcal{L}(F^{(\ell)})}.$$

Heuristically, this shows that if Algorithm 2 fails to improve the loss by a certain amount in step ℓ , we can still add G to $F^{(\ell)}$ to reduce the loss (just as we can do with $F^{(0)}$), i.e., Algorithm 2 does

not destroy previous progress. Particularly, in each iteration of Step 2 of Algorithm 2, we may apply Lemma 16 to obtain

$$\mathcal{L}(F^{(\ell+1)}) \leq \mathcal{L}(F^{(\ell)} + \alpha \mathcal{R}(\mathcal{W}_\ell^{\text{opt}})) \leq \left(1 - \frac{(1-\kappa)^2}{4L^2 \#\chi / \#\chi^*}\right) \mathcal{L}(F^{(\ell)}).$$

Thus, for

$$\ell \simeq |\log(2/3)| / \log\left(1 - \frac{(1-\kappa)^2}{8L^2 \#\chi / \#\chi^*}\right) \leq \frac{8L^2 |\log(2/3)|}{(1-\kappa)^2} \#\chi / \#\chi^*$$

this implies

$$\mathcal{L}(F^{(\ell)}) \leq \frac{2}{3} \mathcal{L}(F).$$

In each iteration of Step 2 of Algorithm 2, $\#\mathcal{W}_\ell$ grows by $\#\chi^*$. This concludes the proof. \square

The following result shows that Algorithm 1 produces optimal training results under certain assumptions.

Theorem 22. *Choose κ and μ as in Theorem 21. Given $\mathcal{W}_0 \in \mathfrak{W}(\chi_0)$ and let $(\mathcal{W}_\ell)_{\ell \in \mathbb{N}}$ denote the output of Algorithm 1. With $F_\ell := \mathcal{R}(\mathcal{W}_\ell)$, assume that for all $k, \ell \in \mathbb{N}$, there exists $G_{k,\ell} \in \mathcal{R}(\chi_{k,\ell})$ such that $\mathcal{L}(F_\ell + G_{k,\ell}) \leq 2^{-k} \mathcal{L}(\mathcal{W}_0)$ and $\#\chi_{k,\ell} \leq C_{\text{opt}} 2^{\beta k} + \delta \#\mathcal{W}_\ell$ for all $k \in \mathbb{N}$. Moreover, assume that there exists $L > 0$ such that all $G_{k,\ell}$ satisfy Assumption 4. Then, there holds*

$$\mathcal{L}(\mathcal{W}_\ell) \leq L^{1/\beta} C_{\text{desc}}^{1/\beta} C_{\text{opt}}^{1/\beta} (2\mathcal{L}(\mathcal{W}_0)/\mu) C_{\kappa,\delta,\beta} \#\mathcal{W}_\ell^{-1/\tilde{\beta}},$$

for a constant $C_{\kappa,\delta,\beta} > 0$ that depends only on κ , β , and δ as well as

$$\tilde{\beta} := \max\left\{\beta, \frac{\log(1 + LC_{\text{desc}}\delta) - 1}{|\log(\kappa)|}\right\}. \quad (22)$$

Note that sufficiently small $\delta > 0$ results in $\tilde{\beta} = \beta$ and large δ results in a reduced rate of convergence $1/\tilde{\beta} < 1/\beta$.

Proof of Theorem 22. We fix $\ell \in \mathbb{N}$. Since we assumed that the optimizer does not increase the loss, i.e., $\mathcal{L}(\mathcal{W}_\ell) \leq \mathcal{L}(\mathcal{W}_0)$ and $\mu \in (0, 1)$, we can choose $k \in \mathbb{N}$ such that $\mathcal{L}(\mathcal{W}_\ell)/2 < 2^{-k} \mathcal{L}(\mathcal{W}_0)/\mu \leq \mathcal{L}(\mathcal{W}_\ell)$ and hence $\mathcal{L}(F_\ell + G_{k,\ell}) \leq 2^{-k} \mathcal{L}(\mathcal{W}_0) \leq \mu \mathcal{L}(\mathcal{W}_\ell)$. Application of Theorem 21 with $G = G_{k,\ell}$ shows that Step (2) of Algorithm 1 produces $\mathcal{W}_{\ell+1}$ such that

$$\mathcal{L}(\mathcal{W}_{\ell+1}) \leq \kappa \mathcal{L}(\mathcal{W}_\ell) \quad (23)$$

as well as

$$\#\mathcal{W}_{\ell+1} - \#\mathcal{W}_\ell \leq LC_{\text{desc}} \#\chi_{k,\ell} \leq LC_{\text{desc}} C_{\text{opt}} 2^{\beta k} + LC_{\text{desc}} \delta \#\mathcal{W}_\ell.$$

By assumption, this implies

$$\#\mathcal{W}_{\ell+1} \leq LC_{\text{desc}} C_{\text{opt}} (2\mathcal{L}(\mathcal{W}_0)/\mu)^\beta \mathcal{L}(\mathcal{W}_\ell)^{-\beta} + (1 + LC_{\text{desc}} \delta) \#\mathcal{W}_\ell$$

for all $\ell \in \mathbb{N}$. Iterative application of this inequality shows

$$\begin{aligned} \#\mathcal{W}_\ell &\leq LC_{\text{desc}} C_{\text{opt}} (2\mathcal{L}(\mathcal{W}_0)/\mu)^\beta \#\mathcal{W}_0 \sum_{k=0}^{\ell-1} \mathcal{L}(\mathcal{W}_k)^{-\beta} (1 + LC_{\text{desc}} \delta)^{\ell-k} \\ &\leq LC_{\text{desc}} C_{\text{opt}} (2\mathcal{L}(\mathcal{W}_0)/\mu)^\beta \#\mathcal{W}_0 \sum_{k=0}^{\ell-1} \mathcal{L}(\mathcal{W}_k)^{-\tilde{\beta}} (1 + LC_{\text{desc}} \delta)^{\ell-k} \end{aligned}$$

for all $\tilde{\beta} \geq \beta$. Finally, (23) shows $\mathcal{L}(\mathcal{W}_k)^{-\tilde{\beta}} \leq \kappa^{\tilde{\beta}(\ell-k)} \mathcal{L}(\mathcal{W}_\ell)^{-\tilde{\beta}}$ for all $\ell \geq k$ and hence

$$\#\mathcal{W}_\ell \leq LC_{\text{desc}} C_{\text{opt}} (2\mathcal{L}(\mathcal{W}_0)/\mu)^\beta \#\mathcal{W}_0 \mathcal{L}(\mathcal{W}_\ell)^{-\tilde{\beta}} \sum_{k=0}^{\ell-1} (\kappa^{\tilde{\beta}} (1 + LC_{\text{desc}}\delta))^{\ell-k}.$$

Choosing $\tilde{\beta}$ sufficiently large such that $\kappa^{\tilde{\beta}}(1 + LC_{\text{desc}}\delta) < 1$, the sum on the right-hand side is bounded uniformly in ℓ by a geometric series. This concludes the proof. \square

Corollary 23. *Choose κ and μ as in Theorem 21. Given $\mathcal{W}_0 \in \mathfrak{W}(\chi_0)$ and let $(\mathcal{W}_\ell)_{\ell \in \mathbb{N}}$ denote the output of Algorithm 1. Assume that for all $k \in \mathbb{N}$, there exists $\tilde{G}_k \in \mathcal{R}(\chi_k)$ such that $\mathcal{L}(\tilde{G}_k) \leq 2^{-k} \mathcal{L}(\mathcal{W}_0)$ and $\#\chi_k \leq C_{\text{opt}} 2^{\beta k}$ for all $k \in \mathbb{N}$. Moreover, assume that there exists $L > 0$ such that all \tilde{G}_k and $\tilde{G}_k - \mathcal{R}(\mathcal{W}_\ell)$ satisfy Assumption 4 for all $\ell, k \in \mathbb{N}$. Then, there holds*

$$\mathcal{L}(\mathcal{W}_\ell) \leq L^{1/\beta} C_{\text{desc}}^{1/\beta} C_{\text{opt}}^{1/\beta} (2/\mu) C_{\kappa, \delta, \beta} \#\mathcal{W}_\ell^{-1/\tilde{\beta}},$$

where $\tilde{\beta}$ is defined in (22) with $\delta = 1$.

Proof. We define $G_{k,\ell} := \tilde{G}_k - \mathcal{R}(\mathcal{W}_\ell) \in \mathcal{R}(\chi_{k,\ell})$ and note $\#\chi_{k,\ell} \leq C_{\text{opt}} 2^{\beta k} + \#\mathcal{W}_\ell$. There holds $\mathcal{L}(F_\ell + G_{k,\ell}) \leq \mathcal{L}(G_k) \leq 2^{-k} \mathcal{L}(\mathcal{W}_0)$. Thus, we may apply Theorem 22 with $\delta = 1$ and obtain the result. \square

Remark 24. *Note that the assumption on the existence of networks $G_{k,\ell}$ in Theorem 22 statement above is quite strong for small δ and might be violated in practical examples. While many approximation results for neural networks show similar convergence rates (sometimes even exponential), the problem is that the size of $G_{k,\ell}$ only depends very weakly on F_ℓ for small δ . Implicitly, this means that F_ℓ does not destroy the approximation. If that is the case, $G_{k,\ell}$ could have to be at least as big as F_ℓ in order to undo the approximation errors of F_ℓ before it can improve the approximation. Corollary 23 does not need that assumption, but might only prove a reduced rate of convergence.*

3.5. A computable bound on the optimality of the loss. Given an architecture χ , there exists a (possibly non-unique) set of weights $\mathcal{W} \in \mathfrak{W}(\chi)$ that minimizes the loss $\mathcal{L}(\mathcal{R}(\mathcal{W}))$. In practice, this optimum is unknown and only asymptotic estimates can be applied. In general, it is very hard to decide whether the optimization algorithm is stuck in a non-optimal stationary point, or if the network architecture is just too small to give a good approximation.

Under the previous assumption that we can solve the optimization problem (4) (almost) exactly (see Remark 3), we can indeed compute a threshold value that partially answers the question above.

Theorem 25. *We fix an architecture χ^* and compute \mathcal{W}^* from (4) to define the computable constant*

$$C_{\text{opt}} := 2(\mathbf{y} - \mathbf{H}\mathbf{F}) \cdot \mathbf{H}\mathcal{R}(\mathcal{W}^*) / \sqrt{\mathcal{L}(\mathbf{F})}.$$

Then, there holds

$$\mathcal{L}(\mathbf{F}) \leq 2\mathcal{L}(\mathbf{F} + \mathbf{G})$$

for all architectures χ and networks $G \in \mathcal{R}(\chi)$ that satisfy Assumption 4 with $\#\chi/\#\chi^ \leq \frac{1}{16L^2C_{\text{opt}}^2}$.*

Remark 26. *The statement can be used in the following way: If C_{opt} is small, then even a large extension of the network (quantified by w^*) at hand with some optimal network G can not improve the loss by more than a factor of two. In that case, it might be wiser to train the existing network without increasing its size. If C_{opt} is large, a moderate extension can already improve the loss and hence extension of the network might pay off. One can view Lemma 25 as an a posteriori*

version of the classical Céa lemma for Galerkin methods. Indeed, it quantifies the ratio of current approximation quality to the best possible approximation in a manifold of a given complexity.

Proof of Lemma 25. Assume there exists G that satisfies Assumption 4 such that $\mathcal{L}(F + G) = \kappa\mathcal{L}(F)$ for some $0 < \kappa < 1$. Lemma 6 shows

$$2(\mathbf{y} - \mathbf{H}\mathbf{F}) \cdot \frac{\mathbf{H}\mathbf{G}}{|\mathbf{H}\mathbf{G}|} \geq \frac{|\mathcal{L}(F) - \mathcal{L}(F + G)|}{2\sqrt{\mathcal{L}(F)}} \geq \frac{1 - \kappa}{2} \sqrt{\mathcal{L}(F)}.$$

Thus, Lemma 11 shows that the maximizer \mathcal{W}^* satisfies

$$2(\mathbf{y} - \mathbf{H}\mathbf{F}) \cdot \mathbf{H}\mathcal{R}(\mathcal{W}^*) \geq \frac{1 - \kappa}{2L\sqrt{\#\chi/\#\chi^*}} \sqrt{\mathcal{L}(F)}.$$

Assuming that we compute the optimal constant C_{opt} , we have

$$C_{\text{opt}} \geq \frac{1 - \kappa}{2L\sqrt{\#\chi/\#\chi^*}}$$

and hence $\kappa \geq 1 - 2C_{\text{opt}}L\sqrt{\#\chi/\#\chi^*}$. This concludes that

$$\mathcal{L}(F) \leq (1 - 2C_{\text{opt}}L\sqrt{\#\chi/\#\chi^*})^{-1} \mathcal{L}(F + G)$$

and proves the assertion under the assumption on $\#\chi/\#\chi^*$. \square

4. HIERARCHICAL TRAINING OF DEEPER NETWORKS

Solving (4) exactly becomes unfeasible if χ^* is too large, e.g., as is usually the case for deeper networks. There are several ways out of this problem.

4.1. Partial training the final layers. Given an architecture $\chi = (d, w_0, \dots, w_{d+1})$ and $\mathcal{W}_0 \in \mathfrak{W}(\chi)$, we may apply Algorithm 2 to the final layers only. To that end, given $d' < d$, we define

$$\mathcal{W}'_0 := (\mathbf{W}_{d-d'}, \mathbf{B}_{d-d'}, \dots, \mathbf{W}_d, \mathbf{B}_d)$$

and apply Algorithm 2 with $\chi^* = (d', w_{d-d'}^*, \dots, w_{d+1}^*)$ to \mathcal{W}'_0 . The optimization problem (4) is solved on updated data $x'_i := \mathcal{R}(x_i, (\mathbf{W}_0, \mathbf{B}_0, \dots, \mathbf{W}_{d-d'-1}, \mathbf{B}_{d-d'-1}))$ for $i = 1, \dots, n$, which is just the original data mapped through the first $d - d' - 1$ layers of the network.

This allows us to efficiently extend and optimize the final layers of a deeper network, while keeping the first layers unchanged.

4.2. Partial training of the first layers. Given an architecture $\chi = (d, w_0, \dots, w_{d+1})$ and $\mathcal{W}_0 \in \mathfrak{W}(\chi)$, we may apply Algorithm 2 to the first layers only. To that end, given $d' < d$, we define

$$\mathcal{W}''_0 := (\mathbf{W}_0, \mathbf{B}_0, \dots, \mathbf{W}_{d'}, \mathbf{B}_{d'}) \quad \text{and} \quad \mathcal{W}'_0 := (\mathbf{W}_{d'+1}, \mathbf{B}_{d'+1}, \dots, \mathbf{W}_d, \mathbf{B}_d).$$

and note that

$$\mathcal{R}(\phi(\mathcal{R}(x, \mathcal{W}''_0)), \mathcal{W}'_0) = \mathcal{R}(x, \mathcal{W}_0) \quad \text{for all } x \in \mathbb{R}^{w_0}.$$

In order to train the first layers only, we linearize the loss functional with respect to \mathcal{W}''_0 , i.e.,

$$\mathcal{L}(\mathcal{R}(\phi(\mathcal{R}(\mathcal{W})), \mathcal{W}'_0)) \approx \mathcal{L}(\mathcal{R}(\mathcal{W}_0)) + 2(\mathbf{y} - \mathbf{H}\mathcal{R}(\mathcal{W}_0))(\widetilde{\mathbf{H}}\mathcal{R}(\mathcal{W}) - \widetilde{\mathbf{H}}\mathcal{R}(\mathcal{W}''_0)),$$

for any $\mathcal{W} \in \mathfrak{W}(d', w_0, \dots, w_{d'})$ and where $(\widetilde{H}f)(x) := (H\nabla\mathcal{R}(\phi(\mathcal{R}(x, \mathcal{W}''_0), \mathcal{W}'_0)[f]))(x)$ for any function $f: \mathbb{R}^{w_0} \rightarrow \mathbb{R}^{w_{d'+1}}$. The right-hand side can be used to define a meaningful loss functional for training the first d' layers, i.e.

$$\begin{aligned} \mathcal{L}(\mathcal{R}(\mathcal{W})) &:= \left| \mathbf{y} - \mathbf{H}\mathcal{R}(\mathcal{W}_0) \right|^2 + 2(\mathbf{y} - (\widetilde{\mathbf{H}}\mathcal{R}(\mathcal{W}) - \widetilde{\mathbf{H}}\mathcal{R}(\mathcal{W}''_0)))^2 \\ &= |\widetilde{\mathbf{y}} - \widetilde{\mathbf{H}}\mathcal{R}(\mathcal{W})|^2 \end{aligned}$$

for modified data points given by

$$\widetilde{y}_i := |y_i - H\mathcal{R}(\mathcal{W}_0)_i|^2 - 2(y_i - H\mathcal{R}(\mathcal{W}_0)_i)(\widetilde{H}\mathcal{R}(\mathcal{W}''_0))(x_i).$$

Remark 27. *We stress that with the techniques discussed in the previous two subsections, we can train and extend specific layers of arbitrarily deep networks, while still guaranteeing that χ^* in (4) is only a small one-layer network that can be optimized efficiently.*

5. GENERALIZATION ERROR

In this section, we assume that $\mathcal{L}(F) = \frac{1}{n} \sum_{j=1}^n |y_j - F(x_j)|^2$ for simplicity and let $H = \text{id}$. We assume a data space $\mathcal{X} \subseteq \mathbb{R}^{w_0}$ with a given probability measure μ on \mathcal{X} that encodes the data density and a response function $y: \mathcal{X} \rightarrow \mathbb{R}$. For a network $F = \mathcal{R}(\mathcal{W}) \in \mathfrak{W}(\chi)$ trained on a set of data points $\mathbf{x} = (x_1, \dots, x_n) \in \mathcal{X}^n$ and $y_i := y(x_i)$, $i = 1, \dots, n$, the generalization error is usually defined by

$$\mathcal{G}(F) = \mathcal{G}(\mathcal{W}) := \int_{\mathcal{X}} |F(x) - y(x)|^2 d\mu(x).$$

One is usually interested in the ratio of the (empirical) loss \mathcal{L} and the (unknown) generalization error $\mathcal{G}(F)$, i.e., one wants to bound

$$\mathcal{G}(F)/\mathcal{L}(F).$$

The usual strategy to bound the generalization error \mathcal{G} is to exploit some topological properties of the training data, e.g., covering numbers or other properties of randomly chosen training data (see, e.g., [3, 35, 28, 16] for examples). These approaches usually aim to bound \mathcal{G} by using some sort of Lipschitz continuity of the network F in a suitable norm $\|\cdot\|$ and the fact that the training data is well-distributed in \mathcal{X} , i.e., for any point $x \in \mathcal{X}$, there is training data x_i with $\|x - x_i\|$ sufficiently small. Often, this assumption is made in a probabilistic sense, where one assumes a certain distribution of randomly chosen x_i . This is often done when the Rademacher complexity of a hypotheses set is used to bound the generalization error, see, e.g., [14, 15] or [48] for an overview. Here, the data is i.i.d. distributed and one usually gets a factor $n^{-1/2}$ in the generalization error (akin to a Monte Carlo quadrature error). In the present work, however, we will stick with deterministic data. We show that the hierarchical training implies improved generalization error.

Lemma 28. *Under the assumptions of Theorem 22 assume additionally that the produced weights in \mathcal{W}_ℓ have uniformly bounded magnitude and that the response function y is Lipschitz continuous. If $\mathcal{L}(\mathcal{R}(\mathcal{W}_\ell)) \simeq \varepsilon$ for some $\varepsilon > 0$ and all sets $\mathcal{X}_i := \{x \in \mathcal{X} : \|x - x_i\| \leq \varepsilon^{\frac{1}{2} + \frac{d}{4\beta}}\}$ satisfy $\mu(\mathcal{X}_i) \simeq 1/n$ as well as $\bigcup_{i=1}^n \mathcal{X}_i = \mathcal{X}$, then also*

$$\mathcal{G}(\mathcal{R}(\mathcal{W}_\ell)) \leq C\varepsilon.$$

Remark 29. *Note that for a general training algorithm and without making additional assumptions on the Lipschitz continuity of the trained network, we can not expect a result similar to that of Lemma 28 with a constant C that is independent of $\#\mathcal{W}_\ell$. This follows from the fact that, even*

with weights that have uniformly bounded magnitude, the Lipschitz constant of a network grows with $\#\mathcal{W}_\ell$.

Proof of Lemma 28. Assume that the weights \mathbf{W}_i and biases \mathbf{B}_i in \mathcal{W}_ℓ have magnitude bounded by some $C > 0$. A straightforward calculation shows that $\mathcal{R}(\mathcal{W}_\ell)$ is Lipschitz continuous, with a Lipschitz constant $C_L \lesssim \#\mathcal{W}_\ell^{d/2}$ (for fixed C). With the Lipschitz constant $C_L^y > 0$ of y , there holds for all $x \in \mathcal{X}_i$

$$|\mathcal{R}(x, \mathcal{W}_\ell) - \mathcal{R}(x_i, \mathcal{W}_\ell)| + |y(x) - y(x_i)| \leq (C_L^y + C_L)\varepsilon$$

This implies

$$\begin{aligned} \mathcal{G}(\mathcal{R}(\mathcal{W}_\ell)) &\lesssim \sum_{i=1}^n \mu(\mathcal{X}_i) \sup_{x \in \mathcal{X}_i} \left(|\mathcal{R}(x, \mathcal{W}_\ell) - \mathcal{R}(x_i, \mathcal{W}_\ell)|^2 + |y(x) - y(x_i)|^2 \right) + \mathcal{L}(\mathcal{R}(\mathcal{W}_\ell)) \\ &\lesssim (1 + \#\mathcal{W}_\ell^{d/2}) \varepsilon^{1+d/(2\tilde{\beta})} + \varepsilon. \end{aligned}$$

Theorem 22 shows $\#\mathcal{W}_\ell \lesssim \mathcal{L}(\mathcal{W}_\ell)^{-1/\tilde{\beta}} \simeq \varepsilon^{-1/\tilde{\beta}}$ and hence

$$\mathcal{G}(\mathcal{R}(\mathcal{W}_\ell)) \lesssim \varepsilon.$$

This concludes the proof. \square

5.1. Optimal generalization. The proof strategies to bound the generalization error found in the literature (see, e.g., [3, 35]) and employed in the previous section are somewhat unsatisfying as the assumption that the training data is close (in some norm $\|\cdot\|$) to any possible input $x \in \mathcal{X}$ seems not to hold in practical examples of machine learning. For example, consider a *Large Language Model* F (see, e.g., [7]) that is trained to predict the following sentence of an input text x . Experiment shows [24] that such models often learn other tasks, such as translation, as a byproduct of their training. Thus, the model will likely be able to correctly predict the ending of a translated text $x \in \mathcal{X}$, even though only the original version of the text x_i is contained in the training data. In this case, it can not be expected that $\|x - x_i\|$ is small in any norm in which the network F is continuous, as in this case, the norm $\|\cdot\|$ and thus generalization error \mathcal{G} would not capture if the response $F(x)$ is provided in the language of the input x . Moreover, it can not be assumed that the training data is i.i.d in the set of all input data.

To overcome this drawback, we define in Definition 33 below the notion of *optimal generalization*. We define a property of the training data that is strictly necessary to be able to achieve small generalization error \mathcal{G} for general responses y . Then, Algorithms with *optimal generalization* that are trained on such training data will also have small generalization error.

In order to make this rigorous, we need to consider a class of training algorithms: We assume a training algorithm \mathbb{A} that takes a given set of training data x_1, \dots, x_n and the corresponding responses y_1, \dots, y_n and outputs $(\chi, F) := \mathbb{A}(\mathbf{x}, \mathbf{y}, \varepsilon)$ with $F \in \mathfrak{W}(\chi)$ and $\mathcal{L}(F) \leq \varepsilon$. We assume that \mathbb{A} is stable in the sense that for different responses $\tilde{y}_1, \dots, \tilde{y}_n$ the output of \mathbb{A} satisfies

$$\int_{\mathcal{X}} |F(x) - \tilde{F}(x)|^2 d\mu(x) \leq C_{\text{stab}} |\mathbf{y} - \tilde{\mathbf{y}}| \quad (24)$$

for $(\tilde{\chi}, \tilde{F}) = \mathbb{A}(\mathbf{x}, \tilde{\mathbf{y}}, \varepsilon)$ and a universal constant $C_{\text{stab}} > 0$.

With this, we define the notion of *optimal generalization* as follows: We fix a training algorithm \mathbb{A} and consider all possible architectures χ that can be the output of \mathbb{A} . We call those architectures admissible. Given $\varepsilon > 0$, we denote by $\#\chi(\varepsilon) \in \mathbb{N}$ the smallest number of parameters such that there exists an admissible architecture with $\#\chi \leq \#\chi(\varepsilon)$ and

$$\inf_{F \in \mathfrak{W}(\chi)} \mathcal{G}(F) \leq \varepsilon.$$

We consider a nested sequence of training data sets $(\mathbf{x}_k)_{k \in \mathbb{N}}$, i.e., $\mathbf{x}_k = (x_1, \dots, x_{n_k})$ for numbers $n_k < n_{k+1} \in \mathbb{N}$.

Definition 30. For fixed responses y , we call the sequence $(\mathbf{x}_k)_{k \in \mathbb{N}}$ of training data ε -rich if for all $C_1 > 0$ there exists $C_2 > 0$ such that for all $\varepsilon > 0$ and all admissible architectures χ with $\#\chi \leq C_1 \#\chi(\varepsilon)$ the following implication is true for almost all $k \in \mathbb{N}$

$$F \in \mathcal{R}(\chi) \text{ with } \mathcal{L}(F, \mathbf{x}_k) \leq \varepsilon \quad \implies \quad \mathcal{G}(F) \leq C_2 \varepsilon,$$

where $\mathcal{L}(F, \mathbf{x}_k) := \mathcal{L}(F) = |(y(x_i))_{i=1}^{n_k} - (F(x_i))_{i=1}^{n_k}|^2$ is the loss function defined in (2).

One interpretation of ε -richness of training data is the following: If the smallest architecture required to reduce the (empirical) loss \mathcal{L} below ε is of comparable size to the smallest architecture to reduce the generalization error $\mathcal{G}(\cdot)$ below ε , the empirical loss is a good predictor for the generalization error. We argue that this notion is a necessary requirement for the data in order to meaningfully talk about generalization error, as shown in the following lemma. Note that Lemma 28 shows that if the sequence of training data is sufficiently well distributed, this implies that the training data is ε -rich (we don't even require the assumption $\#\chi \leq C_1 \#\chi(\varepsilon)$ since we use very strong assumptions on the distribution of the data).

Lemma 31. Assume a stable training algorithm \mathbb{A} and a sequence of training data $(\mathbf{x}_k)_{k \in \mathbb{N}}$ that is not ε -rich. Then, for all $C > 0$, there exists $\varepsilon > 0$, a response function \tilde{y} , a set of training data $\mathbf{x}_k = (x_1, \dots, x_n)$, $\tilde{\mathbf{y}} = (\tilde{y}_1, \dots, \tilde{y}_n)$ with $\tilde{y}_i := \tilde{y}(x_i)$ such that $(\chi, F) = \mathbb{A}(\mathbf{x}_k, \tilde{\mathbf{y}}, \varepsilon)$ satisfies

$$\tilde{\mathcal{G}}(F) := \int_{\mathcal{X}} |F(x) - \tilde{y}(x)|^2 d\mu(x) \geq C \tilde{\mathcal{L}}(F) := C \frac{1}{n} \sum_{i=1}^n |\tilde{y}_i - F(x_i)|^2.$$

The response \tilde{y} is either equal to y or can be exactly represented by a neural network of a similar size as χ .

Remark 32. The result can be interpreted in the following way: If the training set is not ε -rich, a training algorithm that is stable can not have small generalization error, even if we assume that the response function y is exactly represented by a neural network of similar size as the trained network. The fact that y is represented by a network of similar size is important since one always can construct a function y that results in zero loss but arbitrary large \mathcal{G} . If such a function y can be represented by a network of similar size, however, then one can not expect small generalization error without posing additional restrictions or assumption on the architecture of the network. We also refer to [29] for results that show that, for a similar reason, the generalization error can not be expected to be small if one considers L^∞ -norms.

Proof of Lemma 31. Let $(\mathbf{x}_k)_{k \in \mathbb{N}}$ not be ε -rich. Then, by definition, there exists $C_1 > 0$ such that for all $C_2 \gg C_{\text{stab}}$ there exists $\varepsilon > 0$ and an architecture χ with $G \in \mathcal{W}(\chi)$ such that $\#\chi \leq C_1 \#\chi(\varepsilon)$, $\mathcal{L}(G) \leq \varepsilon$, and $\mathcal{G}(G) > C_2 \varepsilon$. We construct a second training problem with the same data \mathbf{x}_k but different response function $\tilde{y}(x) := G(x)$. The training algorithm applied to this modified problem will only see a slight ε change in responses \tilde{y} and thus, by assumption (24), produce a similar training result $\tilde{F} \in \mathfrak{W}(\tilde{\chi})$. This, however, implies that the generalization error

$\tilde{\mathcal{G}}$ with respect to the modified problem satisfies

$$\begin{aligned} \sqrt{\tilde{\mathcal{G}}(\tilde{F})} + \sqrt{\mathcal{G}(F)} &\geq \sqrt{\int_{\mathcal{X}} |\tilde{F}(x) - G(x) - (F - y(x))|^2 d\mu} \\ &\geq \sqrt{\int_{\mathcal{X}} |G(x) - y(x)|^2 d\mu} - \sqrt{\int_{\mathcal{X}} |\tilde{F}(x) - F|^2 d\mu} \\ &\geq \sqrt{\int_{\mathcal{X}} |G(x) - y(x)|^2 d\mu} - \sqrt{C_{\text{stab}}|\mathbf{G} - \mathbf{y}|} \geq \sqrt{C\varepsilon} - \sqrt{C_{\text{stab}}\varepsilon}, \end{aligned}$$

since $\mathcal{L}(G) = |\mathbf{G} - \mathbf{y}|^2$. Thus, $2 \max\{\tilde{\mathcal{G}}(\tilde{F}), \mathcal{G}(F)\} \gtrsim C\varepsilon \geq C \max\{\tilde{\mathcal{L}}(\tilde{F}), \mathcal{L}(F)\}$. This concludes the proof. \square

Definition 33. *We say that a training algorithm \mathbb{A} has optimal generalization if for any sequence of ε -rich training data $(\mathbf{x}_k)_{k \in \mathbb{N}}$, there exists a constant $C > 0$ such that for all $\varepsilon > 0$, the output (χ, F) of $\mathbb{A}(\mathbf{x}_n, \mathbf{y}, \varepsilon)$ satisfies*

$$\mathcal{G}(F) \leq C\varepsilon.$$

Theorem 34. *Assume that $\#\chi(\varepsilon) \geq C\varepsilon^{-\tilde{\beta}}$ for all $\varepsilon > 0$ and constants $C, \tilde{\beta} > 0$. If Theorem 22 holds with the same $\tilde{\beta}$, then Algorithm 1 has optimal generalization.*

Proof. Let χ_ℓ denote the architecture and $F_\ell \in \mathcal{R}(\chi_\ell)$ the corresponding network generated by Algorithm 1 in the ℓ -th step. According to Theorem 22, given $\varepsilon > 0$, there exists $\ell \in \mathbb{N}$ with

$$\mathcal{L}(F_\ell) \leq \varepsilon \quad \text{and} \quad \#\chi_\ell = \#\mathcal{W}_\ell \leq C_\beta \varepsilon^{-\tilde{\beta}} \leq C_\beta C^{-1} \#\chi(\varepsilon),$$

where $C_\beta > 0$ denotes the constant from Theorem 22. Assuming an ε -rich sequence of training data, this implies $\mathcal{G}(F_\ell) \leq C_2\varepsilon$ and hence concludes the proof. \square

Note that $\#\chi(\varepsilon) \simeq \varepsilon^{-\beta}$ only implies the existence of networks F that satisfy $\mathcal{G}(F) \lesssim (\#F)^{-\beta}$. This, however, does not necessarily imply that Theorem (22) holds with β even if $\mathcal{L}(F) \lesssim \mathcal{G}(F)$. The reason is that Theorem 22 requires networks that can be added to the current iteration $\mathcal{R}(\mathcal{W}_\ell)$ and improve the loss, which is a stronger assumption. Whether one can remove this gap is still an open question.

6. NUMERICAL EXAMPLES

In all the numerical examples below, we are interested in minimizing the loss on the training data. For comparison with classical (polynomial) approximation methods, we plot the error

$$\text{error} := \sqrt{\mathcal{L}(\mathcal{W}_\ell)}$$

instead of the loss itself. The examples are implemented in *TensorFlow* 2.0 and use the *Adam* optimizer. For all computations, we compare Algorithm 1 with a direct approach. The direct approaches receive $4 \cdot 10^5$ training epochs, where the hierarchical approach of Algorithm 1 receives $2 \cdot 10^3$ epochs per iteration of the outer loop of which there are not more than 10^2 in each example.

We start with the simple task of approximating $f(x, y) := (x + y)^2/2$ on the unit square. We compare Algorithm 1 with a standard approach of training networks of a given size from scratch. All networks have one hidden layer and only vary in width, i.e., $\chi = (1, 2, w, 1)$ for some $w \in \mathbb{N}$. The starting point for Algorithm 1 is $w = 2$ and for the optimization in (4), we use $\chi^* = (1, 2, 3, 1)$.

The idea behind this architecture is that it can represent $\eta(\mathbf{z} \cdot x)$, where $\mathbf{z} \in \mathbb{R}^2$ is an arbitrary vector and $\eta: \mathbb{R} \rightarrow \mathbb{R}$ is a standard hat function. If $g: \mathbb{R} \rightarrow \mathbb{R}$ is a piecewise linear interpolation of x^2 with k nodes, the architecture $\chi = (1, 2, 3k, 1)$ can thus represent the approximation $g(x + y) \approx$

$f(x, y)$ exactly. It is well known that $\|g - f\|_{L^2([0,1]^2)} = \mathcal{O}(k^{-2})$ for optimal interpolation. Hence, we expect $\sqrt{\mathcal{L}(\mathcal{W}_\ell)} = \mathcal{O}(\#\chi^{-2})$ with optimal training.

Figure 2 confirms this rate and shows that the hierarchical strategy of Algorithm 1 is clearly superior to the direct approach. To reduce the noise coming from the random nature of stochastic gradient descent and the random initialization, we show the average error over ten training runs. The directly trained networks are initialized with random numbers drawn from a standard normal distribution with variance $w^{-1/2}$ (this is standard to obtain the correct scaling).

In Figure 3, we repeat the experiment on $[0, 1]^{10}$ with the function $f(\mathbf{x}) := (\sum_{i=1}^{10} x_i)^2/10$. The starting architecture is $\chi = (10, 2, 2, 1)$, and we apply Algorithm 2 to the final layer of the network, i.e., $\chi^* = (1, 2, 3, 1)$ as explained in Section 4.1. The idea behind this architecture is that the network should first learn the direction of importance, in this case $\mathbf{z} = (1, \dots, 1)$, and then approximate $x \mapsto x^2$. Compared to the one layer approach, this saves a significant number of parameters. Figure 3 confirms the optimal behavior of Algorithm 1 even for this high-dimensional example. Again, we compare the hierarchical approach with direct training of networks with architecture $\chi^* = (2, 10, 2, w, 1)$ for $w \in \{10, 20, 40\}$ and confirm the superiority of Algorithm 1.

Note that the network architectures of the direct approach and the hierarchical approach of Algorithm 1 are identical, and both training methods could find optimal weights. The experiments in this section show, however, that with random initialization the hierarchical training will reliably produce optimal approximation results, while the direct approach seems to get stuck in local minima.

REFERENCES

- [1] Roland Becker and Shipeng Mao. Quasi-optimality of adaptive nonconforming finite element methods for the Stokes equations. *SIAM J. Numer. Anal.*, 49(3):970–991, 2011.
- [2] Jens Berg and Kaj Nyström. Neural networks as smooth priors for inverse problems for pdes. *Journal of Computational Mathematics and Data Science*, 1:100008, 2021.
- [3] Julius Berner, Philipp Grohs, and Arnulf Jentzen. Analysis of the generalization error: empirical risk minimization over deep artificial neural networks overcomes the curse of dimensionality in the numerical approximation of Black-Scholes partial differential equations. *SIAM J. Math. Data Sci.*, 2(3):631–657, 2020.
- [4] Stefano Berrone, Claudio Canuto, and Moreno Pintore. Solving PDEs by variational physics-informed neural networks: an a posteriori error analysis. *Ann. Univ. Ferrara Sez. VII Sci. Mat.*, 68(2):575–595, 2022.
- [5] Stefano Berrone, Claudio Canuto, and Moreno Pintore. Variational physics informed neural networks: the role of quadratures and test functions. *J. Sci. Comput.*, 92(3):Paper No. 100, 27, 2022.
- [6] Peter Binev, Wolfgang Dahmen, and Ronald DeVore. Adaptive finite element methods with convergence rates. *Numer. Math.*, 97(2):219–268, 2004.
- [7] Samuel R. Bowman. Eight things to know about large language models, 2023.
- [8] Ethan Caballero, Kshitij Gupta, Irina Rish, and David Krueger. Broken neural scaling laws, 2023.
- [9] Carsten Carstensen, Michael Feischl, Marcus Page, and Dirk Praetorius. Axioms of adaptivity. *Comput. Math. Appl.*, 67(6):1195–1253, 2014.
- [10] Carsten Carstensen, Daniel Peterseim, and Hella Rabus. Optimal adaptive nonconforming FEM for the Stokes problem. *Numer. Math.*, 123(2):291–308, 2013.
- [11] J. Manuel Cascon, Christian Kreuzer, Ricardo H. Nochetto, and Kunibert G. Siebert. Quasi-optimal convergence rate for an adaptive finite element method. *SIAM J. Numer. Anal.*, 46(5):2524–2550, 2008.
- [12] J. Manuel Cascon and Ricardo H. Nochetto. Quasioptimal cardinality of AFEM driven by nonresidual estimators. *IMA J. Numer. Anal.*, 32(1):1–29, 2012.
- [13] Long Chen, Michael Holst, and Jinchao Xu. Convergence and optimality of adaptive mixed finite element methods. *Math. Comp.*, 78(265):35–53, 2009.
- [14] Corinna Cortes, Xavier Gonzalvo, Vitaly Kuznetsov, Mehryar Mohri, and Scott Yang. AdaNet: Adaptive structural learning of artificial neural networks. In Doina Precup and Yee Whye Teh, editors, *Proceedings of the 34th International Conference on Machine Learning*, volume 70 of *Proceedings of Machine Learning Research*, pages 874–883. PMLR, 06–11 Aug 2017.

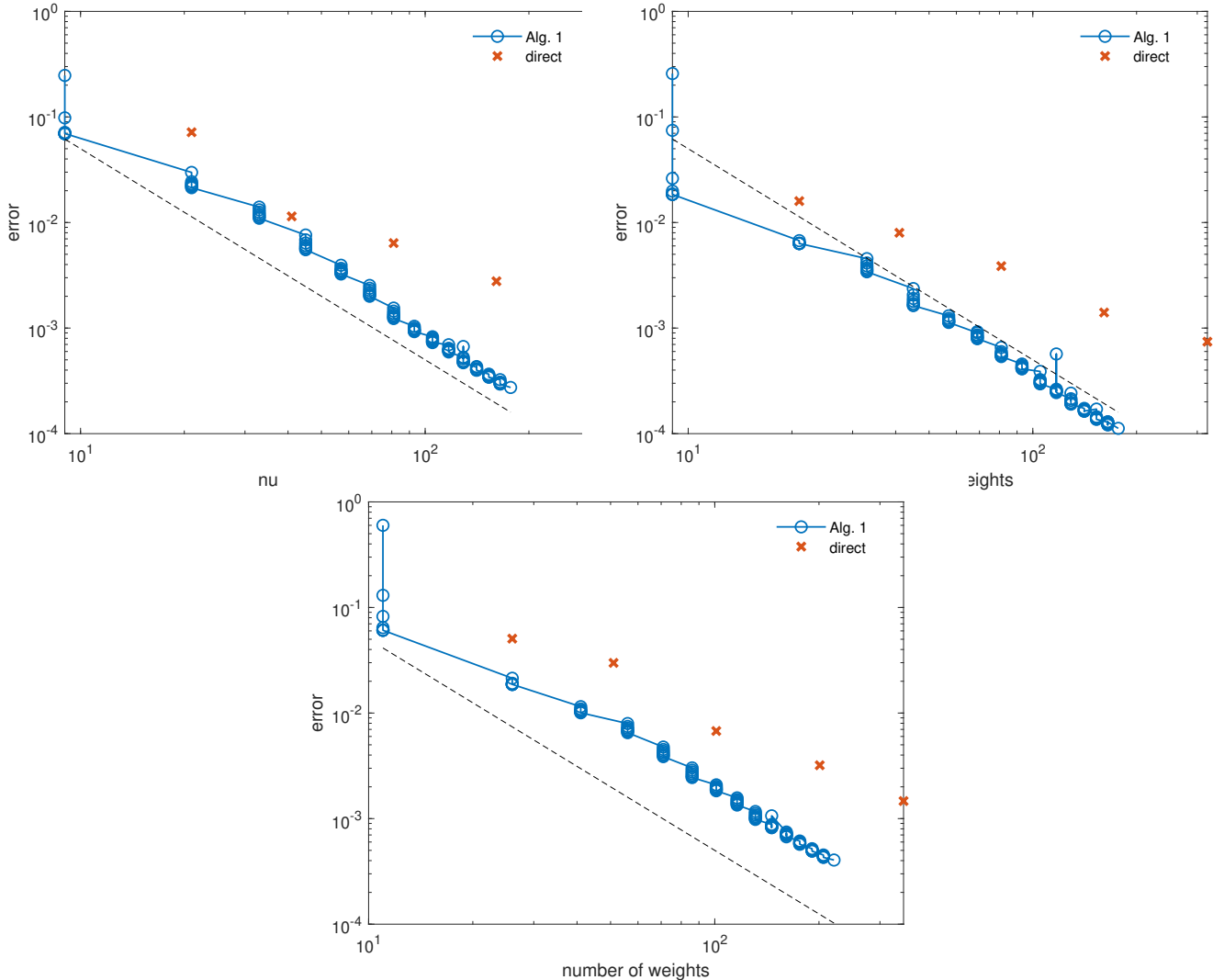


FIGURE 2. Comparison of Algorithm 1 and direct approach for $f(x, y) = (x + y)^2$ (left), $f(x, y, z) = (x + y + z)^2/3$ (bottom), and $f(x, y) = (x + y)^{2/3}$ (right). We plot the average error over ten training runs. The dashed line represents $\mathcal{O}(n^{-2})$.

- [15] Corinna Cortes, Mehryar Mohri, and Umar Syed. Deep boosting. In *Proceedings of the Thirty-First International Conference on Machine Learning (ICML 2014)*, 2014.
- [16] Felipe Cucker and Steve Smale. On the mathematical foundations of learning. *Bull. Amer. Math. Soc. (N.S.)*, 39(1):1–49, 2002.
- [17] Simon S. Du, Jason D. Lee, Haochuan Li, Liwei Wang, and Xiyu Zhai. Gradient descent finds global minima of deep neural networks, 2019.
- [18] Simon S. Du, Xiyu Zhai, Barnabas Poczos, and Aarti Singh. Gradient descent provably optimizes over-parameterized neural networks, 2019.
- [19] Nadav Dym, Barak Sober, and Ingrid Daubechies. Expression of fractals through neural network functions. *IEEE Journal on Selected Areas in Information Theory*, 1(1):57–66, 2020.
- [20] Weinan E, Jiequn Han, and Arnulf Jentzen. Algorithms for solving high dimensional PDEs: from nonlinear Monte Carlo to machine learning. *Nonlinearity*, 35(1):278–310, 2022.
- [21] Weinan E and Bing Yu. The deep Ritz method: a deep learning-based numerical algorithm for solving variational problems. *Commun. Math. Stat.*, 6(1):1–12, 2018.
- [22] Thomas Elsken, Jan Hendrik Metzen, and Frank Hutter. Efficient multi-objective neural architecture search via lamarckian evolution, 2019.

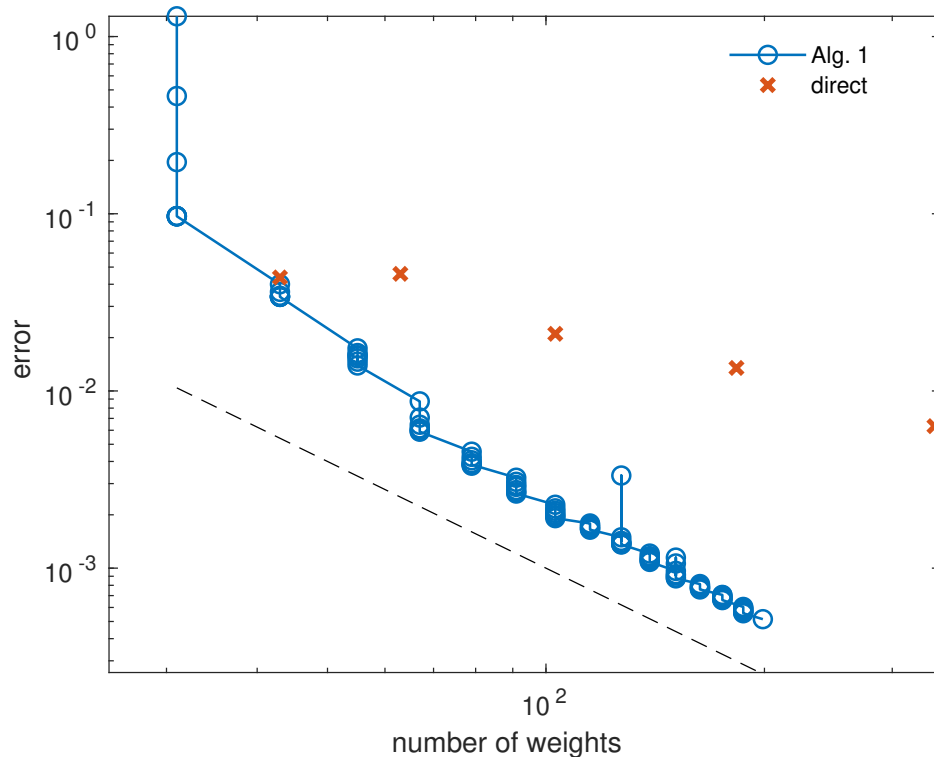


FIGURE 3. Comparison of Algorithm 1 and direct approach for $f(\mathbf{x}) = (\sum_{i=1}^{10} x_i)^2/10$. We plot the average error over ten training runs. The dashed line represents $\mathcal{O}(n^{-2})$.

- [23] Tolga Ergen and Mert Pilanci. Global optimality beyond two layers: Training deep relu networks via convex programs, 2022.
- [24] OpenAI et al. Gpt-4 technical report, 2024.
- [25] Markus Faustmann, Jens Markus Melenk, and Dirk Praetorius. Quasi-optimal convergence rate for an adaptive method for the integral fractional Laplacian. *Math. Comp.*, 90(330):1557–1587, 2021.
- [26] Michael Feischl, Michael Karkulik, J. Markus Melenk, and Dirk Praetorius. Quasi-optimal convergence rate for an adaptive boundary element method. *SIAM J. Numer. Anal.*, 51:1327–1348, 2013.
- [27] Tsogtgerel Gantumur. Adaptive boundary element methods with convergence rates. *Numerische Mathematik*, 124(3):471–516, 2013.
- [28] Ian Goodfellow, Yoshua Bengio, and Aaron Courville. *Deep learning*. Adaptive Computation and Machine Learning. MIT Press, Cambridge, MA, 2016.
- [29] P. Grohs and F. Voigtlaender. Proof of the theory-to-practice gap in deep learning via sampling complexity bounds for neural network approximation spaces. *Found Comput Math*, 2023.
- [30] Philipp Grohs, Fabian Hornung, Arnulf Jentzen, and Philippe von Wurstemberger. A proof that artificial neural networks overcome the curse of dimensionality in the numerical approximation of Black-Scholes partial differential equations. *Mem. Amer. Math. Soc.*, 284(1410):v+93, 2023.
- [31] Joel Hestness, Sharan Narang, Newsha Ardalani, Gregory F. Diamos, Heewoo Jun, Hassan Kianinejad, Md. Mostofa Ali Patwary, Yang Yang, and Yanqi Zhou. Deep learning scaling is predictable, empirically. *CoRR*, abs/1712.00409, 2017.
- [32] Jordan Hoffmann, Sebastian Borgeaud, Arthur Mensch, Elena Buchatskaya, Trevor Cai, Eliza Rutherford, Diego de Las Casas, Lisa Anne Hendricks, Johannes Welbl, Aidan Clark, Tom Hennigan, Eric Noland, Katie Millican, George van den Driessche, Bogdan Damoc, Aurelia Guy, Simon Osindero, Karen Simonyan, Erich Elsen, Jack W. Rae, Oriol Vinyals, and Laurent Sifre. Training compute-optimal large language models, 2022.
- [33] Arthur Jacot, Franck Gabriel, and Clément Hongler. Neural tangent kernel: convergence and generalization in neural networks. In *Proceedings of the 32nd International Conference on Neural Information Processing Systems*, NIPS’18, page 8580–8589, Red Hook, NY, USA, 2018. Curran Associates Inc.

- [34] Christian Kreuzer and Kunibert G. Siebert. Decay rates of adaptive finite elements with Dörfler marking. *Numer. Math.*, 117(4):679–716, 2011.
- [35] Samuel Lanthaler, Siddhartha Mishra, and George E. Karniadakis. Error estimates for DeepONets: a deep learning framework in infinite dimensions. *Trans. Math. Appl.*, 6(1):tnac001, 141, 2022.
- [36] Hanxiao Liu, Karen Simonyan, Oriol Vinyals, Chrisantha Fernando, and Koray Kavukcuoglu. Hierarchical representations for efficient architecture search, 2018.
- [37] Yuqiao Liu, Yanan Sun, Bing Xue, Mengjie Zhang, Gary G. Yen, and Kay Chen Tan. A survey on evolutionary neural architecture search. *IEEE Transactions on Neural Networks and Learning Systems*, 34(2):550–570, 2023.
- [38] Michail Loulakis and Charalambos G. Makridakis. A new approach to generalisation error of machine learning algorithms: Estimates and convergence, 2023.
- [39] Shuming Ma, Hongyu Wang, Lingxiao Ma, Lei Wang, Wenhui Wang, Shaohan Huang, Li Dong, Ruiping Wang, Jilong Xue, and Furu Wei. The era of 1-bit llms: All large language models are in 1.58 bits, 2024.
- [40] Carlo Marcati, Joost A. A. Opschoor, Philipp C. Petersen, and Christoph Schwab. Exponential ReLU neural network approximation rates for point and edge singularities. *Found. Comput. Math.*, 23(3):1043–1127, 2023.
- [41] Paulius Micikevicius, Sharan Narang, Jonah Alben, Gregory F. Diamos, Erich Elsen, David García, Boris Ginsburg, Michael Houston, Oleksii Kuchaiev, Ganesh Venkatesh, and Hao Wu. Mixed precision training. In *6th International Conference on Learning Representations, ICLR 2018, Vancouver, BC, Canada, April 30 - May 3, 2018, Conference Track Proceedings*. OpenReview.net, 2018.
- [42] Yu. Nesterov. Semidefinite relaxation and nonconvex quadratic optimization. *Optim. Methods Softw.*, 9(1-3):141–160, 1998.
- [43] Joost A. A. Opschoor, Christoph Schwab, and Jakob Zech. Deep learning in high dimension: ReLU neural network expression for Bayesian PDE inversion. In *Optimization and control for partial differential equations—uncertainty quantification, open and closed-loop control, and shape optimization*, volume 29 of *Radon Ser. Comput. Appl. Math.*, pages 419–462. De Gruyter, Berlin, [2022] ©2022.
- [44] Mert Pilanci and Tolga Ergen. Neural networks are convex regularizers: exact polynomial-time convex optimization formulations for two-layer networks. In *Proceedings of the 37th International Conference on Machine Learning, ICML’20*. JMLR.org, 2020.
- [45] Esteban Real, Sherry Moore, Andrew Selle, Saurabh Saxena, Yutaka Leon Suematsu, Jie Tan, Quoc Le, and Alex Kurakin. Large-scale evolution of image classifiers, 2017.
- [46] Christoph Schwab and Andreas Stein. Deep solution operators for variational inequalities via proximal neural networks. *Res. Math. Sci.*, 9(3):Paper No. 36, 35, 2022.
- [47] Christoph Schwab and Jakob Zech. Deep learning in high dimension: neural network expression rates for analytic functions in $L^2(\mathbb{R}^d, \gamma_d)$. *SIAM/ASA J. Uncertain. Quantif.*, 11(1):199–234, 2023.
- [48] Shai Shalev-Shwartz and Shai Ben-David. *Understanding Machine Learning: From Theory to Algorithms*. Cambridge University Press, 2014.
- [49] Rob Stevenson. Optimality of a standard adaptive finite element method. *Found. Comput. Math.*, 7(2):245–269, 2007.
- [50] Colin White, Willie Neiswanger, and Yash Savani. Bananas: Bayesian optimization with neural architectures for neural architecture search, 2020.
- [51] Yaohua Zang, Gang Bao, Xiaojing Ye, and Haomin Zhou. Weak adversarial networks for high-dimensional partial differential equations. *J. Comput. Phys.*, 411:109409, 14, 2020.
- [52] Barret Zoph and Quoc V. Le. Neural architecture search with reinforcement learning. 2017.