

# Preserving Multilingual Quality While Tuning Query Encoder on English Only

Oleg Vasilyev, Randy Sawaya, John Bohannon

Primer Technologies Inc.

San Francisco, California

oleg,randy.sawaya,john@primer.ai

## Abstract

A dense passage retrieval system can serve as the initial stages of information retrieval, selecting the most relevant text passages for downstream tasks. In this work we conducted experiments with the goal of finding how much the quality of a multilingual retrieval could be degraded if the query part of a dual encoder is tuned on an English-only dataset (assuming scarcity of cross-lingual samples for the targeted domain or task). Specifically, starting with a high quality multilingual embedding model, we observe that an English-only tuning may not only preserve the original quality of the multilingual retrieval, but even improve it.

## 1 Introduction

Advances in neural NLP methods have resulted in high quality dense vector text representations (Reimers and Gurevych, 2019; Cer et al., 2018; Conneau et al., 2017). Such representations are often used at the initial stages of an information retrieval system, selecting the most relevant documents, ranked relative to the query (Xiong et al., 2020; Zhan et al., 2020, 2021; Ren et al., 2021b). A dual encoder is successfully used to train the representations (Karpukhin et al., 2020; Ren et al., 2021a; Qu et al., 2021; Hofstätter et al., 2021; Ni et al., 2022; Dong et al., 2022). A dual encoder dense passage retrieval system is efficient for two main reasons: (1) it allows using simple inner product of query and document representations, and (2) it allows modifying the query representation for a task or domain, while keeping the stored and precomputed (query-invariant) document representations intact.

If the representation was pretrained in a multilingual setting, tuning on English-only samples may be expected to degrade the multilingual qualities and there may not be enough cross-lingual samples for tuning on a specific domain or types of queries. A multilingual query generator may be employed

to overcome a shortage of cross-lingual data (Ren et al., 2022; Zhuang et al., 2023), but, in this work, we follow an arguably simpler strategy. In order to understand the effect of English-only tuning on multilingual qualities of a representation, and to assess a possible degradation, we consider a simple setup: A state of the art multilingual embedding model is taken as the starting point, and fine-tuned by English only samples as a query representation part of the dual encoder.

Our contribution:

1. We show that fine-tuning of the query encoder on an English-only dataset may not only preserve multilingual qualities of query-document embeddings matching, but even improve them.
2. We consider dependencies of the tuning results on freezing parts of the model and learning rate, and suggest a conjectural explanations of the observations.
3. We hypothesize that a tuning regime with intentionally low learning rate (far below of what is necessary to avoid overfitting) preserves or improves the properties acquired in the training but not targeted by tuning. We call this *adiabatic tuning*.
4. We add a dataset with graded difficulty, based on ARXIV abstracts<sup>1</sup>.

## 2 Setup

### 2.1 Model

In what follows, we use a state-of-the-art multilingual model *intfloat/multilingual-e5-small*<sup>2</sup> (Wang et al., 2024) which will be referred to here as *E5*. The model provides embeddings of a practical small size of 384. For most of the evaluations, we also consider results using

<sup>1</sup><https://huggingface.co/datasets/primer-ai/arxiv-negatives>

<sup>2</sup><https://huggingface.co/intfloat/multilingual-e5-small>

*sentence-transformers/paraphrase-multilingual-MiniLM-L12-v2*<sup>3</sup> (Reimers and Gurevych, 2019), referred to as *L12*; this model provides embeddings of the same size 384.

## 2.2 Datasets

Here we made use of the following datasets:

1. MSMARCO Triplets<sup>4</sup>, which we split on training, validation and test parts.
2. ARXIV dataset with negatives<sup>5</sup>, which we made from a mirror of arxiv (version 173)<sup>67</sup>
3. XNLI multilingual dataset<sup>8</sup> (Conneau et al., 2018), of which we use the test subset.

The MSMARCO dataset consists of 499184 samples, with each sample being a tuple given as (query, positives, negatives). The “positives” are the correct answers to the query, and the “negatives” are semantically similar, but incorrect answers. For most samples there is only one positive, but many negatives. For our tuning we simply select the very first positive and the very first negative. Thus, each sample gives one triplet (anchor, positive, negative) for contrastive learning, where the query is taken as an anchor. We keep the first 487983 samples (or 34856 batches if each batch is 14 triplets) for tuning, leaving the next 4200 samples (300 batches) for validation, and the last 7000 samples for evaluation. During evaluation we create all possible triplets from the 7000 samples (using all positives and negatives); this makes 357642 evaluation triplets.

Of ARXIV we use titles and abstracts. In order to have a representative subset of a manageable size for our evaluations, we select all samples that have at least one category with a maximum size of 10K samples. For example, the arxiv category *bayes-an* is the smallest (size 16) in our snapshot (version 173), meaning that there were only 16 arxiv preprints in this category.

We made two flavors of evaluation arxiv triplets from this arxiv subset. In the first version, the anchor is the title, the positive is the corresponding

abstract, and the negative is another random abstract. In the second version the anchor is the first sentence of the ‘positive’ abstract, the positive is the rest of the abstract, and the negative is a similar piece (first sentence excluded) of the ‘negative’ abstract.

The dataset<sup>9</sup> for creating arxiv triplets is described in detail in Appendix A. The dataset also contains a more difficult selection of negatives, where a negative is selected by belonging to the same categories as a positive, and also as close to the positive by the Jensen-Shannon distance. Accordingly, the dataset contains different degrees of difficulty. It turns out that the easiest version (random negatives) already has a reasonable difficulty for matching embeddings (Table 1), and we use this version for all our evaluations. Results of some evaluations on all the levels of difficulty are given in Appendix B.

In evaluating on triplets (of MSMARCO and ARXIV) we compare the similarity (or distance) between the anchor and the positive vs the negative. If the positive does not turn out to be closer than the negative to the anchor, we count this as an error.

XNLI consists of pairs of sentences which are human-labeled as entailment, neutral or contradiction. The test subset (which we use) contains 1670 pairs for each of these labels and each sentence is presented in 15 languages: [‘ar’, ‘bg’, ‘de’, ‘el’, ‘en’, ‘es’, ‘fr’, ‘hi’, ‘ru’, ‘sw’, ‘th’, ‘tr’, ‘ur’, ‘vi’, ‘zh’]. We use 225 versions of the pairs, because each sentence of the pair can be in any of the 15 languages. At evaluation the first sentence serves as the query (the embedding is taken by the query model), and the second one as the text. We expect that the sentences of an entailment pair should be closer to each other than the sentences of any neutral pair, or of any contradiction pair. Whenever this does not happen, we count this as an error.

## 2.3 Tuning

Unless specified otherwise, we tune a dual encoder by contrastive learning on MSMARCO in the following simple regime:

1. The text encoder is fully frozen; the frozen parts of the query encoder are specified.
2. The batch size is 14, the learning rate is 5e-8 and the contrastive learning margin is 0.1. The loss is defined by the triple margin loss.

<sup>3</sup><https://huggingface.co/sentence-transformers/paraphrase-multilingual-MiniLM-L12-v2>

<sup>4</sup><https://huggingface.co/datasets/sentence-transformers/embedding-training-data/blob/main/msmarco-triplets.jsonl.gz>

<sup>5</sup><https://huggingface.co/datasets/primer-ai/arxiv-negatives>

<sup>6</sup>[https://huggingface.co/datasets/arxiv-community/arxiv\\_dataset](https://huggingface.co/datasets/arxiv-community/arxiv_dataset)

<sup>7</sup><https://www.kaggle.com/datasets/Cornell-University/arxiv>

<sup>8</sup><https://huggingface.co/datasets/facebook/xnli>

<sup>9</sup><https://huggingface.co/datasets/primer-ai/arxiv-negatives>

data	Evaluation	<i>E5</i>	<i>L12</i>
MM	N tot	357642	
	N errors (cos)	16688	54156
	N errors (dist)	17036	55103
ARX-F	N tot	253140	
	N errors (cos)	4043	12488
	N errors (dist)	3953	17009
ARX-T	N tot	253140	
	N errors (cos)	399	3547
	N errors (dist)	453	4264
XNLI	N total	2788900	
	entail-neutral (cos)	10.8%	10.2%
	entail-contr (cos)	10.0%	7.2%
	entail-neutral (dist)	10.5%	10.1%
	entail-contr (dist)	9.6%	7.8%

Table 1: The count of errors for the original untuned models *E5* and *L12*, on the datasets noted in the first column: *MM* - MSMARCO last 7000 samples (357642 triplets, see Section 2.2); *ARX-F* - arxiv subset with the abstract’s first sentence as an anchor; *ARX-T* - arxiv subset with the title as an anchor; *XNLI* - XNLI test subset providing 1670x1670=2788900 comparisons of entailment pairs vs neutral pairs (and the same amount of entailment pairs vs contradiction pairs). For XNLI the errors are averaged over 225 (15x15) language-language versions, and shown as percent of *Ntotal*.

3. There are 1000 batches per epoch, i.e. 14000 samples per epoch.
4. Stopping occurs after 10 consecutive non-improvement epochs. The improvement is measured on the validation subset after each epoch. The model is considered to be improved if (on the validation subset) both the loss and the count of errors have decreased.
5. The AdamW optimizer is used.

In what follows, we considered different settings of freezing, batch size, learning rate, the margin of triplet loss, the stopping criterion, weight decay, and some other scheduling versions and optimizers.

### 3 Observations

#### 3.1 Original multilingual embedding

To establish a baseline before any fine-tuning, and to ensure our evaluation is not too easy, we measure the errors of the original *E5* model on the data described in Section 2.2 and show the results in Table 1. We also measure the errors of *L12*, which does far worse on English data (MSMARCO, ARXIV) by comparison.

The count of errors on the triplets (MSMARCO,

ARXIV) is straightforward: it is an error when a positive is not closer than a negative to the anchor of the triplet. On XNLI we sum up the error count over all language-language pairs and divide the sum by the number (255=15x15) of such pairs. This averaged error is shown as a percentage of the total (2788900) comparisons; each comparison here is either a comparison of an entailment-labeled sample with a neutral-labeled sample (*entail-neutral* in the table) or a comparison of an entailment-labeled sample with a contradiction-labeled sample (*entail-contr* in the table). An error was counted whenever the sentences of an entailment sample happened to be farther from each other than the sentences of a neutral (or contradiction) sample.

The amount of errors (Table 1) is reasonable enough to consider how tuning would affect them.

#### 3.2 Tuning partially frozen query model

In Table 2 we show results of tuning the dual encoder as specified in Section 2.3, with the text encoder frozen and query model free or partially frozen. The improvement *I* of the performance on triplets (columns *c%* and *d%* in the table) is presented by the ratio

$$I = \frac{N_e - \tilde{N}_e}{N_e} \quad (1)$$

where  $N_e$  is the original number of errors, and  $\tilde{N}_e$  is the number of errors after the tuning. The improvement *I* is shown as a percentage and is measured either by cosine (columns *c%*) or by distance (columns *d%*).

The improvement on XNLI is shown by the number of language pairs in which the number of errors changed in a statistically significant way. In the columns c+/- (cosine similarity is used) and d+/- (distance is used) the number of improved language pairs is shown in the “numerator” (+), and the number of worsen pairs is shown in the “denominator” (-) in the cell. The change for a language-language pair is considered statistically significant if the Z-value for two-tailed test exceeds 1.96 (which corresponds to 0.025 on each tail).

For example, the first row of Table 2 shows that the tuning of the query model with no frozen parts improves its cosine-measured performance on the MSMARCO evaluation samples by 7.47%; it also improves on ARXIV, and, interestingly, it has shown more improvement than worsening on multilingual XNLI data. For cosine-assessed comparisons of entailment-labeled and neutral-labeled

frozen	msmarco		arxiv-first		arxiv-title		xnli ent-neutr		xnli ent-contr	
	c%	d%	c%	d%	c%	d%	c+/-	d+/-	c+/-	d+/-
-	7.47	8.46	5.19	5.19	1.75	5.52	222/0	215/2	194/4	147/23
emb.base	7.32	8.82	4.85	5.41	3.51	7.73	222/0	217/1	201/2	159/21
emb	7.30	8.82	4.90	5.39	3.51	7.73	222/0	217/1	201/2	158/20
emb, B0a	7.30	8.76	4.77	5.34	3.26	7.73	222/0	217/1	200/2	159/21
emb, B0a,i	7.48	9.00	5.05	5.36	3.26	7.73	223/0	219/0	199/2	156/25
emb, B0a,i,od	7.31	8.82	4.77	5.19	3.51	7.73	222/0	217/1	200/2	158/21
emb, B0	7.35	8.78	4.77	5.44	3.51	7.73	222/0	217/1	200/2	159/19
emb, B0-5	7.87	9.39	5.79	6.07	3.26	7.51	219/0	213/3	200/5	157/25
emb, B0-10	1.45	2.57	0.89	1.21	0.00	0.44	123/0	112/0	21/0	25/10

Table 2: Evaluations of the  $E5$  query model tuned on MSMARCO as described in Section 2.3. The rows are in the order of increased freezing (at tuning): from no freezing (top row) to freezing everything up to the last transformer block (the last row); the last block is  $B11$ . The *emb.base* model has only the first three layers of the embedding block frozen (tokens, positions, token-types). The *emb* model has the full embedding block frozen. The other notations:  $B0$  is the full first transformer block;  $B0-5$  are the first 6 blocks; the extensions  $a$ ,  $i$ ,  $od$  (for  $B0$ ) correspond to the layers *attention*, *intermediate* and *output.dense* of the block. The columns  $c\%$  and  $d\%$  show the improvement (in percents) relative to the original  $E5$  model by evaluation with cosine ( $c$ ) and distance ( $d$ ). The columns  $c+/-$  and  $d+/-$  show how many language pairs are improved (+) or worsened (−) by statistically significant change of the number of errors, measured with cosine ( $c$ ) or distance ( $d$ ). Values that did not pass two-tailed test are gray-colored.

XNLI samples, the tuning statistically significantly improved 222 out of 225 language pairs, without worsening a single one. Of the XNLI columns the worst result is in the last one: the distance-assessed comparisons of entailment-labeled and contradiction-labeled pairs. However, it still shows more improved than worsened language pairs (147 vs 23).

In the next rows of Table 2 we increase the frozen part of the query model, guided by the intuition that the lowest, closest to input, layers (especially the embedding block) may be dealing with specifics of the languages, while the higher transformer blocks may be less dependent on the languages. Indeed, as we freeze the lower three layers of the embedding block (word, position and token type embedding layers, called *emb.base* in the table), we see even better improvement on XNLI. The third row *emb* corresponds to freezing the whole embedding block i.e. freezing its *LayerNorm* in addition to *emb.base*); this gives similar results.

Freezing beyond the embedding block in the query model, we freeze the embedding block together with parts of the first transformer block, such as its attention layers ( $B0_a$ ), then also its intermediate layers ( $B0_{a,i}$ ), then also output dense layers ( $B0_{a,i,od}$ ), and finally the whole block  $B0$ . The XNLI improvement remains about as good as when only the embedding block was frozen (*emb* row).

Freezing half of the transformer (*emb* and  $B0-5$ ) still gives similar results, if only slightly worse on XNLI. However, freezing everything up to the last transformer block (last row in Table 2) naturally diminishes the overall effect of the tuning. For verifying our intuition, we also tried the opposite to freezing the embedding: we had frozen everything except the embedding block. In such setting our tuning regime could not improve the model at all. Altogether, simply freezing the embedding block seems a good option.

### 3.3 Improvement on XNLI, by language pairs

In Table 2 we have shown the improvement on XNLI dataset by a number of improved or degraded language pairs, when the changes are statistically significant.

The  $L12$  model, having many more errors on the English samples at the start (Table 1), can also improve/preserve performance on XNLI (Appendix C), but not as good as  $E5$ . We speculate that this may be related to its worse starting point.

In Figures 1, 2, 3 and 4 we show the actual improvement calculated for each language pair separately, using equation 1, but the count of errors is made for the language pair on XNLI, using cosine similarity.

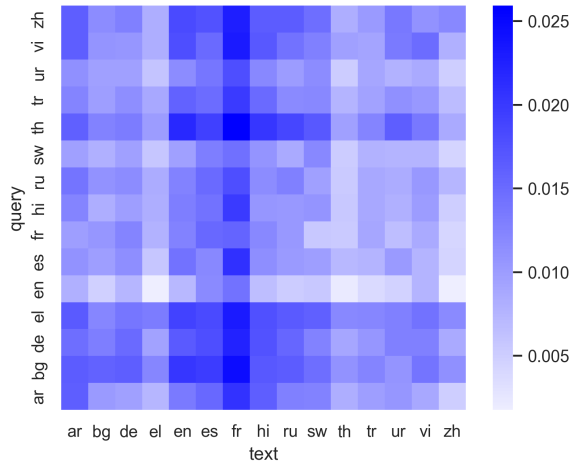


Figure 1: Improvement of  $E5$  on XNLI entailment-neutral comparisons assessed by cosine, shown by language pairs. The improvement results from tuning on MSMARCO with embedding block frozen and tuning parameters as specified in Section 2.3.

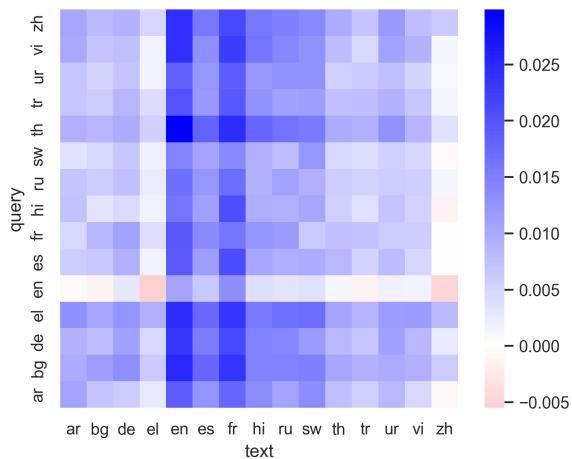


Figure 2: Improvement of  $E5$  on XNLI entailment-contradiction comparisons assessed by cosine.

### 3.4 Learning rate and adiabatic tuning

Dependency of the tuning gains on the learning rate is shown in Table 3. Increasing learning rate delivers more gains on MSMARCO and ARXIV, while slightly reducing gains on XNLI. The learning rates between  $2e-8$  and  $6e-8$  may be considered as the best balance, but a rate as high as  $1e-7$  may be preferred, depending on languages of interest. The corresponding data for  $L12$  model is given in Appendix D.

If we consider ARXIV and especially XNLI as indicators of how well a model keeps the learned skills while improving on a specific, narrowed down goals (MSMARCO in our case), then our observation suggests that there may be a slow tun-

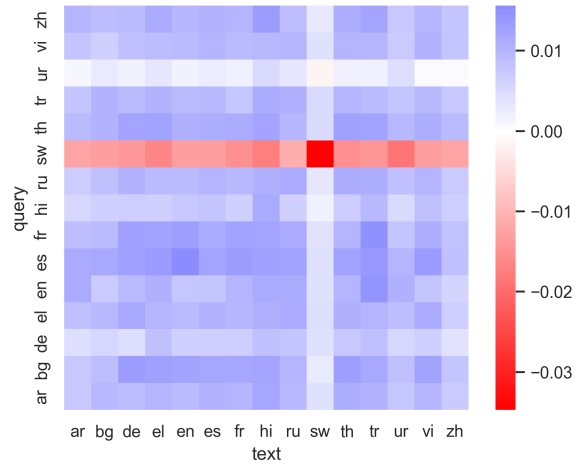


Figure 3: Improvement of  $L12$  on XNLI entailment-neutral comparisons assessed by cosine.

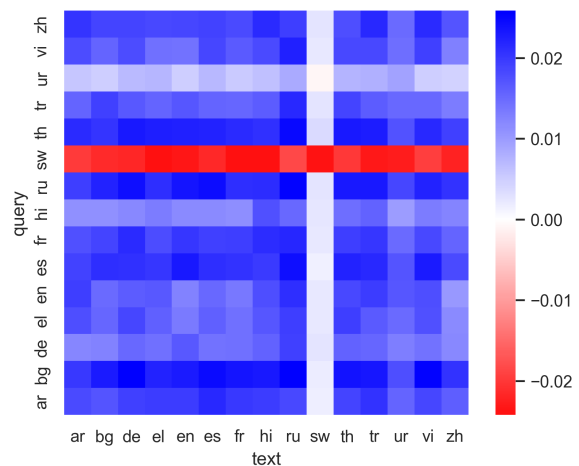


Figure 4: Improvement of  $L12$  on XNLI entailment-contradiction comparisons assessed by cosine.

ing regime, at which the model preserves or even improves the existing skills at least a little related to the new goal. We call this *adiabatic tuning*, in analogy to the slow process in quantum mechanics (a system starting in an eigenstate is kept in the same evolving eigenstate).

In Table 4 we show the tuning gains for the  $E5$  model when both query encoder and text encoder are subject to tuning (as two independent models, with the same starting point) while the embedding block is frozen in both models. Naturally, the gains are higher (because there is more freedom for tuning), and our intuition is confirmed: While higher learning rates are not yet overtuning and still give higher gains on the test subset (of MSMARCO), it is the lower learning rates that better preserve and even improve the pretrained qualities that are not the goal of tuning.

learning rate	msmarco		arxiv-first		arxiv-title		xnli ent-neutr		xnli ent-contr	
	c%	d%	c%	d%	c%	d%	c+/-	d+/-	c+/-	d+/-
1e-8	0.73	0.94	0.37	0.35	0.50	-0.44	0/0	0/0	0/0	0/0
2e-8	6.50	7.62	4.63	4.60	2.76	5.96	222/0	218/0	208/1	171/5
3e-8	6.65	7.57	4.55	4.65	3.51	5.96	222/0	217/0	202/1	170/6
4e-8	6.65	7.58	4.48	4.68	2.76	6.18	222/0	218/0	207/1	174/5
5e-8	7.30	8.82	4.90	5.39	3.51	7.73	222/0	217/1	201/2	158/20
6e-8	7.14	8.74	4.70	5.16	3.26	7.28	222/0	218/0	204/2	168/13
7e-8	9.11	11.35	5.61	5.79	3.01	8.83	223/0	216/3	193/17	140/52
8e-8	8.75	10.98	5.74	6.50	4.51	9.05	222/0	217/3	186/20	131/61
9e-8	9.01	11.26	5.76	6.37	4.01	8.83	222/0	216/3	182/25	129/67
1e-7	9.26	11.38	6.06	6.45	3.51	9.49	222/0	214/3	188/18	132/63
1.1e-7	9.48	11.6	5.81	6.45	3.01	8.39	220/0	213/3	191/18	134/60
1.2e-7	6.63	7.82	4.75	4.83	3.76	6.62	221/0	214/0	192/2	140/21
1.3e-7	8.07	10.27	5.47	6.17	1.50	8.61	223/0	218/3	193/10	142/43
1.4e-7	9.75	11.87	6.28	5.89	4.51	8.83	217/1	211/7	183/25	125/67
1.5e-7	8.09	10.09	5.22	6.55	1.75	8.39	223/0	219/2	196/10	145/38
1.6e-7	6.59	7.57	5.02	5.26	3.51	6.84	217/0	210/2	187/3	133/26
1.7e-7	8.43	10.47	5.47	6.12	2.51	8.17	223/0	217/3	188/18	132/55
1.8e-7	8.52	10.82	5.64	6.17	2.51	8.83	222/0	216/3	180/26	120/72
1.9e-7	8.68	10.92	5.52	6.20	3.01	8.61	222/0	216/3	179/26	120/72
2e-7	8.86	11.19	5.54	5.77	2.51	8.61	223/0	216/3	177/26	122/73
1e-6	9.59	13.14	4.60	2.40	1.00	1.77	190/18	174/35	61/140	35/178
1e-5	2.63	5.18	-5.44	-9.69	-17.04	-9.71	137/79	107/99	18/200	2/221

Table 3: Evaluations of the  $E5$  query encoder tuned with a frozen embedding block, batch size 14, margin 0.1 and different learning rates (first column). Values that did not pass the two-tailed test are shown in gray.

learning rate	msmarco		arxiv-first		arxiv-title		xnli ent-neutr		xnli ent-contr	
	c%	d%	c%	d%	c%	d%	c+/-	d+/-	c+/-	d+/-
1e-8	7.70	8.09	2.60	0.20	3.51	1.77	219/0	215/0	210/0	207/0
2e-8	10.78	11.41	3.41	-0.28	4.51	3.31	222/0	220/0	214/1	210/4
3e-8	10.47	11.12	2.99	-0.03	4.01	3.31	221/0	220/0	212/1	209/3
4e-8	12.82	14.90	4.50	-1.49	4.51	2.87	222/0	221/1	202/4	190/9
5e-8	13.15	15.11	5.19	-1.39	4.76	4.19	222/0	221/1	196/5	185/11
6e-8	13.23	15.29	4.40	-1.06	4.76	4.64	222/0	220/1	195/7	182/12
7e-8	12.88	14.86	4.55	-1.47	4.51	4.42	222/0	220/1	197/5	187/10
8e-8	12.85	14.79	4.13	-2.02	4.26	4.42	223/0	220/1	192/7	173/18
9e-8	13.70	15.89	4.20	-2.12	4.51	4.19	222/0	220/2	190/12	171/25
1e-7	14.68	16.80	2.82	-2.84	2.76	2.43	221/0	220/3	182/19	167/30

Table 4: Evaluations of the  $E5$  dual encoder after both encoders were tuned with a frozen embedding block, batch size 14, margin 0.1 and different learning rates (first column). Values that did not pass the two-tailed test are shown in gray.

Our tentative explanation: At low learning rates of tuning, the system (the encoder weights) remains in the 'minimum' region found at pretraining. This 'minimum' region is probably a wide well with uneven ground; the pretraining happened to terminate at some point inside the well. During tuning, the pretraining weight-space of twin encoder becomes

just another surface in a family of surfaces, because of the added dimensions (the difference between the weights of the two encoders). We assume that due to continuity, the 'minimum' region, even if being reshaped, remains a well as the query encoder weights drift away from the weights of the text encoder. Within this well, improvements of all

qualities related to the former, pretraining loss, may be still correlated. But if, at high learning rate, the model is strongly modified at some iteration (i.e. by backpropagation on a particular batch), then it may move away from the well. We assume that this does not happen at low learning rates (*adiabatic tuning*).

### 3.5 Scaling rule: learning rate and batch size

Learning rate is usually set with consideration to the batch size; it can be proportional to the batch size (linear scaling rule), or proportional to square root of the batch size (square root scaling rule) (Krizhevsky, 2014; Goyal et al., 2018; Hoffer et al., 2018). We show the evaluation results for these scaling rules in Tables 5 and 6. While there is no essential wins in scaling batch size and learning rate up or down, the square root rule seems more reasonable in keeping the evaluation results approximately the same with increase of the batch size.

Regardless of the scaling batch size and learning rate together, we have to verify that our default batch size 14 is a good fit for our default learning rate  $5e-8$ . For this reason, a simple change of batch size, without altering learning rate, is considered in Appendix E (the tables 11 and 12 show that our 'default' batch size is reasonable). The corresponding data for  $L12$  are in Appendix F.

### 3.6 Weight decay

A weight decay may restrict increase of model weights, but it does not improve the evaluation results (see Appendix G). While restricting gains on the tuning goal, weight decay does not help to preserve the other qualities: the results on XNLI and ARXIV are no better than without weight decay. If there is any recipe for further improving the gains both on the tuning goal and on the related qualities, it has to be a less crude interference into the tuning.

### 3.7 Freezing suspect layers

From evaluation results in Table 3 we may consider the learning rate below  $7e-8$  (but above  $1e-8$ ) as safely suitable for adiabatic tuning. Is there any way to know the upper boundary without having extensive data for evaluation? Could there be an empirical recommendation not to exceed certain learning rate? Can we increase the adiabatic tuning range of learning rate?

In attempting to answer these questions, we considered the largest changes in the layers at different learning rates. One suspect layer, by simple crude measures, is *output.dense.weight* (Appendix H). The gains from the tuning with freezing this layer (in each transformer block) are shown in Table 7. In comparison to the default tuning (Table 3) we can see that the adiabatic regime gets extended from learning rate about  $6e-8$  (as was in Table 3) to about  $1.3e-7$ . However, further increase of learning rate results in worse deterioration for the version with frozen *output.dense.weight* layer, as can be seen from the last line in Table 7; for higher rates see Appendix H.

### 3.8 Margin of triple loss

The margin is an important parameter of the contrastive learning through the triplet loss. In Appendix I (Table 20) we show the dependency of the evaluation results on the margin during its tuning. We consider our default tuning parameters (Section 2.3), but change the margin. The results show that a margin up to 0.15 is reasonable, and at higher margins the disturbance on cross-lingual, and, eventually, on English data evaluation gets too strong.

The corresponding data for  $L12$  are given in Appendix J. It shows that margin 0.1 works the best for  $L12$ .

### 3.9 Stopping criterion

In Appendix K (Table 22) we show dependency of improvement results on the stopping criterion. The stopping after 5 or 10 non-improvement epochs gives similar results. Stopping after 15 non-improvement epochs continues the trend of increased gain on English data, but with a deterioration for a few language pairs.

The execution times at our default stopping (10 non-improvement epochs) are described in Appendix L.

### 3.10 Scheduling and Optimizers

Effects of Scheduling and effects of using different optimizers are considered in Appendices M and N, respectively.

## 4 Conclusion

We considered tuning the query part of a dual encoder starting from a high quality multilingual embedding model, and using English-only samples

batch size	learning rate	msmarco		arxiv-first		arxiv-title		xnli ent-neutr		xnli ent-contr	
		c%	d%	c%	d%	c%	d%	c+/-	d+/-	c+/-	d+/-
7	2.5e-8	6.62	7.67	4.48	5.06	3.26	6.18	221/0	216/0	201/2	160/13
14	5.0e-8	7.30	8.82	4.90	5.39	3.51	7.73	222/0	217/1	201/2	158/20
28	1.0e-7	8.36	10.31	5.71	6.75	3.26	7.95	222/0	218/3	177/20	128/58
56	2.0e-7	8.32	10.54	5.39	6.75	2.76	7.51	222/0	217/3	193/14	141/42
112	4.0e-7	8.46	10.36	5.24	6.00	3.26	8.39	221/0	216/3	197/8	147/35

Table 5: Evaluations of the *E5* query encoder tuned with a frozen embedding block, margin 0.1 and 14000 samples per epoch. Linear scaling rule of learning rate with batch size. Values that did not pass the two-tailed test are shown in gray.

batch size	learning rate	msmarco		arxiv-first		arxiv-title		xnli ent-neutr		xnli ent-contr	
		c%	d%	c%	d%	c%	d%	c+/-	d+/-	c+/-	d+/-
7	3.54e-8	6.80	7.84	4.43	4.76	2.26	6.18	221/0	216/0	192/2	148/17
14	5.00e-8	7.30	8.82	4.90	5.39	3.51	7.73	222/0	217/1	201/2	158/20
28	7.07e-8	7.16	9.10	4.70	5.57	4.01	7.95	222/0	217/1	192/4	140/32
56	1.00e-7	7.32	8.56	4.70	5.16	3.01	6.40	221/0	217/0	204/2	169/13
112	1.41e-7	7.25	8.55	5.24	4.91	4.01	7.51	222/0	217/0	202/2	166/16

Table 6: Evaluations of the *E5* query encoder tuned with a frozen embedding block, margin 0.1 and 14000 samples per epoch. Square root scaling rule of learning rate with batch size. Values that did not pass the two-tailed test are shown in gray.

learning rate	msmarco		arxiv-first		arxiv-title		xnli ent-neutr		xnli ent-contr	
	c%	d%	c%	d%	c%	d%	c+/-	d+/-	c+/-	d+/-
1e-8	0.89	1.03	-0.37	0.05	0.50	-0.44	0/0	0/0	0/0	0/0
2e-8	0.84	1.04	-0.57	0.00	0.25	-0.44	0/0	0/0	0/0	0/0
3e-8	6.69	7.59	3.31	3.86	2.51	6.62	221/0	216/0	195/1	147/14
4e-8	6.69	7.61	3.26	3.88	2.76	6.62	221/0	216/0	195/1	149/14
5e-8	7.27	8.48	3.94	4.54	3.26	6.40	222/0	217/0	195/2	150/18
6e-8	7.22	8.33	4.04	4.60	3.26	5.96	222/0	217/0	194/2	141/20
7e-8	7.12	7.99	3.71	4.11	3.26	6.84	221/0	216/0	194/2	140/17
8e-8	7.54	8.68	4.19	4.85	3.01	7.06	222/0	216/0	195/2	147/20
9e-8	7.20	8.16	3.91	4.49	3.26	6.18	222/0	216/0	195/2	145/20
1e-7	7.29	8.46	4.24	4.60	3.01	6.40	221/0	215/0	192/3	138/22
1.1e-7	7.41	9.32	3.83	3.92	2.76	5.30	225/0	223/0	201/4	169/21
1.2e-7	7.38	8.95	4.87	4.81	3.26	7.73	222/0	218/0	201/2	163/17
1.3e-7	6.90	7.78	6.01	5.57	4.26	7.51	213/0	204/3	176/7	125/33
1.4e-7	6.40	7.23	7.25	6.73	5.01	8.39	175/6	161/14	132/32	94/67

Table 7: Evaluations of the *E5* query encoder tuned with a frozen embedding block and all layers 'output.dense.weight', with batch size 14, margin 0.1 and different learning rates (first column). Values that did not pass the two-tailed test are shown in gray.

in the tuning. We found that multilingual qualities are quite stable in many scenarios of the tuning, and can be not only preserved but improved. We explain this by speculating that most of the transformer, except the embedding block, depends weakly on multiple languages. We also think of this as a particular case of a more general pattern:

tuning a certain model quality, if done carefully enough (*adiabatic tuning*), can improve the related qualities too. In our setting this allows the simple and resource-light adjustment of multilingual embeddings for a specific query type or domain.



## Limitations

Our consideration here is limited to starting with a single high quality multilingual embedding model, and tuning it (on English-only samples) as a query encoder. While this setup is good for understanding and convenient for adjusting an existing model, it would be natural to follow this up by considering a pre-trained multilingual dual encoder which is already asymmetric from the start.

For our illustration we used the state of the art multilingual model *infloat/multilingual-e5-small*, and also, for comparison, repeated the same observations for the *sentence-transformers/paraphrase-multilingual-MiniLM-L12-v2* model. To gain a better understanding of the observed behaviours, it would be good to investigate more multilingual models.

We considered tuning the query encoder on English-only samples, and found that such tuning can “pull up” the quality of other languages too. Choosing another language for tuning would be interesting both for understanding and as a practical scenario.

We used MSMARCO triplets for tuning; for evaluation we used a set aside part of MSMARCO triplets, and ARXIV in two variations, and XNLI. The motivation was that the MSMARCO evaluation part must show improvement (after tuning), ARXIV must verify the robustness of the improvement on a very different kind of texts (jargon-heavy), and XNLI must reveal the effect of the English-only driven improvement on multilingual qualities. That said, the evaluations can be extended to more datasets.

## References

- Daniel Cer, Yinfei Yang, Sheng yi Kong, Nan Hua, Nicole Limtiaco, Rhomni St. John, Noah Constant, Mario Guajardo-Cespedes, Steve Yuan, Chris Tar, Yun-Hsuan Sung, Brian Strope, and Ray Kurzweil. 2018. [Universal sentence encoder](#). *arXiv*, arXiv:1803.11175.
- Alexis Conneau, Douwe Kiela, Holger Schwenk, Loïc Barrault, and Antoine Bordes. 2017. [Supervised learning of universal sentence representations from natural language inference data](#). In *Proceedings of the 2017 Conference on Empirical Methods in Natural Language Processing*, pages 670–680, Copenhagen, Denmark. Association for Computational Linguistics.
- Alexis Conneau, Ruty Rinott, Guillaume Lample, Adina Williams, Samuel Bowman, Holger Schwenk, and Veselin Stoyanov. 2018. [XNLI: Evaluating cross-lingual sentence representations](#). In *Proceedings of the 2018 Conference on Empirical Methods in Natural Language Processing*, pages 2475–2485, Brussels, Belgium. Association for Computational Linguistics.
- Zhe Dong, Jianmo Ni, Dan Bikel, Enrique Alfonseca, Yuan Wang, Chen Qu, and Imed Zitouni. 2022. [Exploring dual encoder architectures for question answering](#). In *Proceedings of the 2022 Conference on Empirical Methods in Natural Language Processing*, pages 9414–9419, Abu Dhabi, United Arab Emirates. Association for Computational Linguistics.
- Priya Goyal, Piotr Dollár, Ross Girshick, Pieter Noordhuis, Lukasz Wesolowski, Aapo Kyrola, Andrew Tulloch, Yangqing Jia, and Kaiming He. 2018. [Accurate, large minibatch sgd: Training imagenet in 1 hour](#).
- Elad Hoffer, Itay Hubara, and Daniel Soudry. 2018. [Train longer, generalize better: closing the generalization gap in large batch training of neural networks](#).
- Sebastian Hofstätter, Sheng-Chieh Lin, Jheng-Hong Yang, Jimmy Lin, and Allan Hanbury. 2021. [Efficiently teaching an effective dense retriever with balanced topic aware sampling](#). In *Proceedings of the 44th International ACM SIGIR Conference on Research and Development in Information Retrieval, SIGIR '21*, page 113–122, New York, NY, USA. Association for Computing Machinery.
- Vladimir Karpukhin, Barlas Oguz, Sewon Min, Patrick Lewis, Ledell Wu, Sergey Edunov, Danqi Chen, and Wen-tau Yih. 2020. [Dense passage retrieval for open-domain question answering](#). In *Proceedings of the 2020 Conference on Empirical Methods in Natural Language Processing (EMNLP)*, pages 6769–6781, Online. Association for Computational Linguistics.
- Alex Krizhevsky. 2014. [One weird trick for parallelizing convolutional neural networks](#).
- Jianmo Ni, Chen Qu, Jing Lu, Zhuyun Dai, Gustavo Hernandez Abrego, Ji Ma, Vincent Zhao, Yi Luan, Keith Hall, Ming-Wei Chang, and Yinfei Yang. 2022. [Large dual encoders are generalizable retrievers](#). In *Proceedings of the 2022 Conference on Empirical Methods in Natural Language Processing*, pages 9844–9855, Abu Dhabi, United Arab Emirates. Association for Computational Linguistics.
- Yingqi Qu, Yuchen Ding, Jing Liu, Kai Liu, Ruiyang Ren, Wayne Xin Zhao, Daxiang Dong, Hua Wu, and Haifeng Wang. 2021. [RocketQA: An optimized training approach to dense passage retrieval for open-domain question answering](#). In *Proceedings of the 2021 Conference of the North American Chapter of the Association for Computational Linguistics: Human Language Technologies*, pages 5835–5847, Online. Association for Computational Linguistics.

Nils Reimers and Iryna Gurevych. 2019. **Sentence-BERT: Sentence embeddings using Siamese BERT-networks**. In *Proceedings of the 2019 Conference on Empirical Methods in Natural Language Processing and the 9th International Joint Conference on Natural Language Processing (EMNLP-IJCNLP)*, pages 3982–3992, Hong Kong, China. Association for Computational Linguistics.

Houxing Ren, Linjun Shou, Ning Wu, Ming Gong, and Daxin Jiang. 2022. **Empowering dual-encoder with query generator for cross-lingual dense retrieval**. In *Proceedings of the 2022 Conference on Empirical Methods in Natural Language Processing*, pages 3107–3121, Abu Dhabi, United Arab Emirates. Association for Computational Linguistics.

Ruiyang Ren, Shangwen Lv, Yingqi Qu, Jing Liu, Wayne Xin Zhao, QiaoQiao She, Hua Wu, Haifeng Wang, and Ji-Rong Wen. 2021a. **PAIR: Leveraging passage-centric similarity relation for improving dense passage retrieval**. In *Findings of the Association for Computational Linguistics: ACL-IJCNLP 2021*, pages 2173–2183, Online. Association for Computational Linguistics.

Ruiyang Ren, Yingqi Qu, Jing Liu, Wayne Xin Zhao, QiaoQiao She, Hua Wu, Haifeng Wang, and Ji-Rong Wen. 2021b. **RocketQAv2: A joint training method for dense passage retrieval and passage re-ranking**. In *Proceedings of the 2021 Conference on Empirical Methods in Natural Language Processing*, pages 2825–2835, Online and Punta Cana, Dominican Republic. Association for Computational Linguistics.

Liang Wang, Nan Yang, Xiaolong Huang, Linjun Yang, Rangan Majumder, and Furu Wei. 2024. **Multilingual E5 text embeddings: A technical report**. *arXiv*, arXiv:2402.05672.

Lee Xiong, Chenyan Xiong, Ye Li, Kwok-Fung Tang, Jialin Liu, Paul Bennett, Junaid Ahmed, and Arnold Overwijk. 2020. **Approximate nearest neighbor negative contrastive learning for dense text retrieval**. *arXiv*, arXiv:2007.00808.

Jingtao Zhan, Jiaxin Mao, Yiqun Liu, Jiafeng Guo, Min Zhang, and Shaoping Ma. 2021. **Optimizing dense retrieval model training with hard negatives**. In *Proceedings of the 44th International ACM SIGIR Conference on Research and Development in Information Retrieval*, SIGIR '21, page 1503–1512, New York, NY, USA. Association for Computing Machinery.

Jingtao Zhan, Jiaxin Mao, Yiqun Liu, Min Zhang, and Shaoping Ma. 2020. **RepBERT: Contextualized text embeddings for first-stage retrieval**. *arXiv*, arXiv:2006.15498.

Shengyao Zhuang, Linjun Shou, and Guido Zuccon. 2023. **Augmenting passage representations with query generation for enhanced cross-lingual dense retrieval**. In *Proceedings of the 46th International ACM SIGIR Conference on Research and Development in Information Retrieval*, SIGIR '23, page 1827–1832,

New York, NY, USA. Association for Computing Machinery.

## A ARXIV dataset for triplets

### A.1 Dataset arxiv-negatives

We make use of triplets created from arxiv because this provides our evaluation with a very different kind of text (compared to MSMARCO), and thus allows us to judge robustness of the improvement. For convenience and reproducibility of creating triplets of different levels of difficulty, we made a dataset *arxiv-negatives*<sup>10</sup>. The dataset consists of 253140 samples, each sample is a tuple of two elements:

- (1) An ARXIV paper metadata, including its Id, title and abstract and categories.
- (2) List of 21 Ids of other ARXIV papers. The first 20 Ids are the papers that are 'closest' to the above paper, and sorted from the most to the least similar; the last 21st Id is an Id of a randomly selected paper (not coinciding with Id of the above paper).

Thus, we have 21 versions of picking up negatives for triplets, from the most difficult to the easiest (the last one, of the random selection).

For example, to create triplets of difficulty 14, for each paper given by the first tuple element, we pick up a paper corresponding to 14th Id given in the second tuple element. From the first paper we can create query and positive, and from the second paper - negative. Through this work we used two flavours:

- 'Title': Query is the title of the first paper, and positive is its abstract; negative is the abstract of the second paper.
- 'First': Query is the first sentence of the abstract of the first paper; positive is the rest of the abstract; negative is the abstract of the second paper, with its first sentence deleted.

### A.2 How is it created?

The above dataset is created from the mirror of arxiv (version 173) *arxiv-metadata-oai-snapshot.jsonl* through the following steps:

- Identified all arxiv categories with a maximum size of 10K papers (i.e. arxiv preprints).
- Selected all papers that have at least one of the categories identified above. This is the subset of arxiv to deal with: manageably small, yet diverse.

<sup>10</sup><https://huggingface.co/datasets/primer-ai/arxiv-negatives>

3. For each paper: (1) Sort its categories by size, from smaller to larger. (2) Find all other papers that have the closest match by the categories (the closest match is the longest consecutive list of matched categories, starting from the first one). (3) Of the found papers, select 20 closest by Jensen-Shannon distance between the paragraphs, and sort them by the distance. If there were less than 20 papers, fill to 20 by the last one. (4) Add randomly selected paper as 21st.

Of the total 253140 samples, in 213156 samples (84.2%) all the first 20 negatives are different (which means that not less than 20 papers happen to have the same closest match by categories).

## B Gains on ARXIV for different levels of difficulty

Through the paper we used the easiest version of triplets in the dataset arxiv-negatives, the version that uses randomly selected negatives. Here in Table 8 we show, for comparison, the fraction of the errors that untuned original *E5* embeddings do on the other levels of difficulty, and also the corresponding improvements (by Equation 1) after tuning the query encoder on the MSMARCO with frozen embedding block and our default settings (Section 2.3).

The difficulty of intentionally close negatives is much harder, but Table 8 still shows that performance on ARXIV was mostly improved. We used the easiest triplets version for our evaluations through the paper because it more distinctly indicated whether the trends in the improvements.

## C Encoder L12 with frozen layers

Table 9 shows results of tuning with freezing some of *L12* layers. It is similar to the Table 2 for *E5*. And, similar to *E5*, freezing everything except the embedding, resulted in negligible changes of the query encoder (not shown in the table).

The changes in cross-lingual qualities corresponding to the third row (*emb*, frozen embedding block) of Table 9 were shown in Figures 3 and 4 in Section 3.3.

## D Encoder L12 and the learning rate

In Table 10 we show evaluations of *L12* model tuned at different learning rates. This table is arranged similarly to the *E5* model Table 3. The results for *L12* are not as good as for *E5*, this is

especially noticeable by the number of language pairs that have degraded.

## E Encoder E5 and the batch size

In Table 11 we show results for batch sizes 7, 14, 28, 56 and 112, while keeping the number of samples per epoch the same (14000). The row with batch 14 here coincides with row with learning rate  $5e-8$  in Table 3, and with row for frozen embedding block in Table 2. The results for all batch sizes are similar. Tuning with the higher batch size 112 is a bit 'safer' for languages, not degrading any language pair when evaluated by cosine measure, and degrading only one language pair (for entailment vs contradiction) when evaluated by distance measure. This comes at the price of lower gains on MSMARCO and ARXIV.

Table 12 shows what happens if the number of batches per epoch (1000) is kept the same, rather than the number of samples. In this setting the larger batch size 112 leads at tuning to a less frequent validation (by MSMARCO validation subset) and, effectively, to later and less reasonable stopping. This results in higher gain on MSMARCO test subset, but in far worse results on ARXIV and XNLI.

## F Encoder L12 and the batch size

Dependency of *L12* tuning on the batch size is shown in Table 13 (number of samples per epoch is 14000) and in Table 14 (number of batches per epoch is 1000). Observations are somewhat similar to *E5* (Appendix E), except that generally *L12* performs not as good as *E5* and the batch size 7 turns out bad for *L12*.

## G Weight decay

As mentioned in Section 3.6, weight decay does not help to improve the gain from tuning. We show some representative results in Tables 15 and 16. Since weight decay may be more effective at higher learning rates, the parameters for Table 15 are chosen at higher rate and batch size, compared to our 'default' choice, which is used in Table 16. The learning rates and batch sizes of these tables relate by square root scaling rule (see Section 3.5).

## H Candidate Layers for Freezing

In Section 3.7 we presented results of evaluation of tuned *E5* query encoder with layer *output.dense.weight* frozen (in each transformer block

difficulty degree	untuned arxiv-first		untuned arxiv-title		improvement arxiv-first		improvement arxiv-title	
	c%	d%	c%	d%	c%	d%	c%	d%
	0	24.70	24.55	6.54	6.49	0.42	0.56	0.27
1	19.54	19.40	3.77	3.74	0.67	0.80	0.04	0.53
2	17.44	17.22	2.89	2.87	0.77	0.96	-0.23	0.69
3	16.15	15.96	2.47	2.42	1.01	1.37	0.24	1.01
4	15.36	15.11	2.20	2.19	0.96	1.09	0.00	0.49
5	14.65	14.41	2.07	2.04	1.15	1.29	0.48	0.52
6	14.09	13.88	1.92	1.91	1.27	1.24	0.51	1.06
7	13.63	13.43	1.81	1.80	1.59	1.74	0.57	1.49
8	13.25	13.08	1.75	1.75	1.14	1.76	1.06	1.76
9	12.93	12.74	1.66	1.67	1.53	1.58	-0.62	0.71
10	12.65	12.48	1.62	1.62	1.42	1.75	-0.15	1.74
11	12.33	12.18	1.60	1.59	1.42	1.67	1.35	2.02
12	12.19	12.00	1.52	1.51	1.50	1.82	0.00	1.20
13	11.93	11.79	1.46	1.46	1.30	1.84	0.19	1.68
14	11.78	11.56	1.46	1.43	1.87	1.73	1.19	0.08
15	11.69	11.50	1.47	1.45	1.76	1.77	0.22	0.68
16	11.39	11.21	1.39	1.39	1.96	1.99	0.28	1.02
17	11.35	11.20	1.37	1.38	1.67	2.09	0.17	1.84
18	11.21	11.00	1.36	1.36	1.83	1.68	0.52	1.33
19	11.13	10.95	1.36	1.35	1.73	1.76	1.16	1.26
20	1.60	1.56	0.16	0.18	4.90	5.39	3.51	7.73

Table 8: Errors and improvements on arxiv-negatives dataset of different level of difficulty, from more difficult to easier, top to bottom. The last row is for randomly selected negatives, the same data were used through this work in evaluations. Here the first column is the triplets difficulty level; the next two column panes show the fraction of errors done by the original *E5* model (for comparison, see Section 2.2, Table 1); the other two panes show improvement after tuning the query encoder on MSMARCO, with 'default' settings (Section 2.3, i.e. learning rate  $5e-8$ , batch size 14, margin 0.1 and frozen embedding block). Values that did not pass the two-tailed test are shown in gray.

frozen	msmarco		arxiv-first		arxiv-title		xnli ent-neutr		xnli ent-contr	
	c%	d%	c%	d%	c%	d%	c+/-	d+/-	c+/-	d+/-
-	6.60	6.93	2.65	-7.86	14.46	-0.12	206/15	57/35	201/15	15/189
emb.base	7.28	8.04	2.46	-9.17	12.38	-1.03	200/15	47/47	206/15	20/142
emb	7.28	8.04	2.51	-9.17	12.4	-1.03	200/15	47/47	206/15	20/143
emb, B0a	7.26	8.03	2.29	-9.22	12.52	-0.96	201/15	46/46	206/15	20/142
emb, B0a,i	7.03	7.75	2.44	-8.6	12.46	-0.63	203/15	51/41	206/15	20/133
emb, B0a,i,od	9.04	10.15	1.80	-17.54	12.49	-8.58	195/19	30/116	207/15	19/167
emb, B0	8.92	9.98	1.78	-16.73	12.88	-8.07	195/16	33/102	209/15	20/163
emb, B0-5	8.54	9.68	2.71	-19.01	12.35	-12.17	209/15	28/129	209/15	19/172
emb, B0-10	0.11	0.15	0.10	-0.12	0.25	-0.02	0/0	0/0	0/0	0/0

Table 9: Evaluations of the *L12* query model tuned on MSMARCO as described in Section 2.3. The notations are as in Table 2.

of the encoder). The freezing did help to somewhat extend the adiabatic tuning regime. Here in Tables 17 and 18 we show why we selected this layer. Our motivation here is based on a simple

and crude criteria; more detailed research and understanding may reveal better ways to extend the adiabatic tuning regime.

While freezing the layer *output.dense.weight* ex-

learning rate	msmarco		arxiv-first		arxiv-title		xnli ent-neutr		xnli ent-contr	
	c%	d%	c%	d%	c%	d%	c+/-	d+/-	c+/-	d+/-
1e-8	1.85	2.15	0.76	-1.17	3.75	0.63	55/15	0/15	131/15	0/16
2e-8	4.81	5.18	1.77	-3.98	8.32	1.22	199/15	41/25	196/15	6/59
3e-8	4.70	5.11	1.94	-4.03	8.74	1.29	198/15	39/25	195/15	6/64
4e-8	7.22	8.03	2.23	-8.98	12.21	-1.13	203/15	50/41	207/15	20/134
5e-8	7.28	8.04	2.28	-9.23	12.4	-1.03	200/15	47/47	206/15	20/143
6e-8	7.16	7.91	2.55	-9.07	12.69	-0.98	203/15	52/41	207/15	20/135
7e-8	9.41	10.72	0.88	-20.77	10.94	-12.1	174/28	20/174	201/16	16/185
8e-8	9.45	10.69	1.23	-20.97	11.64	-12.03	178/28	25/164	201/15	16/182
9e-8	9.29	10.57	2.03	-19.69	12.88	-9.92	187/25	28/144	203/15	17/178
1e-7	9.40	10.74	1.84	-20.44	12.43	-10.69	180/27	28/160	202/15	17/177

Table 10: Evaluations of the  $L12$  query encoder tuned with a frozen embedding block, batch size 14, margin 0.1 and different learning rates (first column). Values that did not pass the two-tailed test are shown in gray.

batch size	msmarco		arxiv-first		arxiv-title		xnli ent-neutr		xnli ent-contr	
	c%	d%	c%	d%	c%	d%	c+/-	d+/-	c+/-	d+/-
7	6.85	7.57	4.55	4.78	3.01	6.62	221/0	217/0	198/2	163/13
14	7.30	8.82	4.90	5.39	3.51	7.73	222/0	217/1	201/2	158/20
28	7.45	9.47	5.14	5.46	4.01	8.39	222/0	219/1	196/6	145/27
56	6.51	7.33	4.16	4.48	2.51	5.74	221/0	217/0	202/1	168/6
112	4.63	4.78	2.55	2.50	2.51	2.21	212/0	203/0	196/0	155/1

Table 11: Evaluations of the  $E5$  query encoder tuned with a frozen embedding block, learning rate 5e-8, margin 0.1 and different batch sizes (first column); 14000 samples per epoch. Values that did not pass the two-tailed test are shown in gray.

batch size	msmarco		arxiv-first		arxiv-title		xnli ent-neutr		xnli ent-contr	
	c%	d%	c%	d%	c%	d%	c+/-	d+/-	c+/-	d+/-
7	6.76	7.99	4.38	5.06	3.26	6.18	221/0	216/0	177/7	119/31
14	7.30	8.82	4.90	5.39	3.51	7.73	222/0	217/1	201/2	158/20
28	8.50	10.18	5.71	6.45	2.76	8.17	222/0	218/3	197/9	147/36
56	7.42	9.12	4.55	4.81	3.76	8.17	223/0	220/0	200/2	160/21
112	9.50	11.84	-0.82	-4.05	-15.54	-14.13	175/35	146/65	91/117	32/175

Table 12: Evaluations of the  $E5$  query encoder tuned with a frozen embedding block, learning rate 5e-8, margin 0.1 and different batch sizes (first column); 1000 batches per epoch. Values that did not pass the two-tailed test are shown in gray.

batch size	msmarco		arxiv-first		arxiv-title		xnli ent-neutr		xnli ent-contr	
	c%	d%	c%	d%	c%	d%	c+/-	d+/-	c+/-	d+/-
7	8.74	9.89	1.59	-16.43	9.59	-9.76	195/18	33/106	205/16	18/168
14	7.28	8.04	2.28	-9.23	12.4	-1.03	200/15	47/47	206/15	20/143
28	5.02	5.49	1.98	-4.05	8.37	1.27	199/15	36/27	196/15	7/77
56	5.05	5.35	1.73	-4.3	8.66	0.63	197/15	35/28	195/15	6/89
112	4.68	5.01	1.69	-3.64	7.47	0.77	193/15	25/25	188/15	4/86

Table 13: Evaluations of the  $L12$  query encoder tuned with a frozen embedding block, learning rate 5e-8, margin 0.1 and different batch sizes (first column); 14000 samples per epoch. Values that did not pass the two-tailed test are shown in gray.

batch size	msmarco		arxiv-first		arxiv-title		xnli ent-neutr		xnli ent-contr	
	c%	d%	c%	d%	c%	d%	c+/-	d+/-	c+/-	d+/-
7	6.47	8.48	-1.79	-24.53	-1.1	-25.33	12/198	3/212	147/52	9/208
14	7.28	8.04	2.28	-9.23	12.4	-1.03	200/15	47/47	206/15	20/143
28	9.54	10.78	1.11	-20.67	9.16	-13.06	172/29	18/175	201/16	16/185
56	9.51	10.86	1.04	-21.01	8.37	-13.63	173/28	18/175	201/16	17/181
112	9.44	10.88	1.06	-20.86	8.18	-13.77	174/28	21/174	200/17	15/188

Table 14: Evaluations of the *L12* query encoder tuned with a frozen embedding block, learning rate 5e-8, margin 0.1 and different batch sizes (first column); 1000 batches per epoch. Values that did not pass the two-tailed test are shown in gray.

weight decay	msmarco		arxiv-first		arxiv-title		xnli ent-neutr		xnli ent-contr	
	c%	d%	c%	d%	c%	d%	c+/-	d+/-	c+/-	d+/-
100	2.77	1.88	-2.47	-1.06	4.01	1.32	84/104	80/99	90/96	71/92
50	5.39	5.00	0.49	2.12	3.26	2.43	120/51	121/41	140/51	133/46
10	7.08	8.36	3.54	5.11	4.26	6.62	222/0	217/0	201/3	160/18
5	7.88	9.84	4.97	5.87	3.01	7.95	222/0	216/2	189/15	144/36
1	7.26	8.70	4.72	5.11	3.01	7.06	222/0	218/0	202/2	164/16
0.5	7.28	8.78	4.87	5.24	3.01	7.06	221/0	218/0	202/2	163/18
0.1	7.32	8.56	4.70	5.16	3.01	6.40	221/0	217/0	204/2	169/13
0.05	7.32	8.56	4.70	5.16	3.01	6.40	221/0	217/0	204/2	169/13

Table 15: Evaluations of the *E5* query encoder tuned with a frozen embedding block, learning rate 1e-7, batch size 56, margin 0.1 and a range of weight decay (first column). Values that did not pass the two-tailed test are shown in gray.

weight decay	msmarco		arxiv-first		arxiv-title		xnli ent-neutr		xnli ent-contr	
	c%	d%	c%	d%	c%	d%	c+/-	d+/-	c+/-	d+/-
5	6.53	7.26	3.81	4.50	3.51	5.96	222/0	216/0	197/2	150/14
1	7.26	8.73	4.77	5.39	3.76	7.95	222/0	219/0	201/2	160/20
0.5	7.30	8.82	4.90	5.39	3.51	7.73	222/0	217/1	201/2	158/20
0.1	7.30	8.82	4.90	5.39	3.51	7.73	222/0	217/1	201/2	158/20

Table 16: Evaluations of the *E5* query encoder tuned with a frozen embedding block, learning rate 5e-8, batch size 14, margin 0.1 and a range of weight decay (first column). Values that did not pass the two-tailed test are shown in gray.

tended to higher values the range of learning rate with almost no deterioration of cross-lingual qualities (compare Tables 3 and 7), at even higher rates the XNLI evaluation produces much worse results. We show these results here in Table 19, which is continuation of the Table 7.

## I Encoder E5 and margin of triple loss

The margin is an important parameter of the contrastive learning through the triplet loss. In Table 20 we show the dependency of the evaluation results on the margin during its tuning. We consider our default tuning parameters (Section 2.3), but change the margin. The results are not unexpected: a mar-

gin up to 0.15 is reasonable, and at higher margins the disturbance on cross-lingual, and, eventually, on English data evaluation gets too strong.

## J Encoder L12 and margin of triple loss

Dependency of *L12* tuning on the contrastive learning margin size is shown in Table 21. The results for margin 0.1 are distinctly better. Altogether, the model *L12* appears to be more sensitive (compared to *E5*) to the tuning parameters if the goal is to preserve performance on multilingual data XNLI and on out-of-domain data ARXIV. Arguably, the margin value of approximately 0.1 is the best both for *L12* and *E5* models (Tables 20) and 21).

rate	layer
1e-8	1.intermediate.dense.bias
	3.intermediate.dense.bias
2e-8	5.intermediate.dense.weight
	3.attention.output.LayerNorm.weight
3e-8	5.intermediate.dense.weight
	1.attention.output.LayerNorm.weight
4e-8	5.intermediate.dense.weight
	3.attention.output.LayerNorm.weight
5e-8	3.output.dense.weight
	2.output.dense.weight
6e-8	3.output.dense.weight
	2.output.dense.weight
7e-8	3.output.dense.weight
	2.output.dense.weight
8e-8	1.output.dense.weight
	3.output.dense.weight
9e-8	1.output.dense.weight
	4.output.dense.weight
1e-7	1.output.dense.weight
	5.output.dense.weight

Table 17: The ‘most changed’ two layers at each learning rate. The ‘change’ is defined as the maximal weight of the layer *if* it was changed by the tuning. The prefix ‘encoder.layer’ is removed from the layer names here.

## K Stopping criterion

In Table 22 we show dependency of improvement results on the stopping criterion. The stoppings after 5 or 10 non-improvement epochs give similar results. Stopping after 15 non-improvement epochs continues the trend of increased gain on English data, but with a deterioration on a few language pairs.

## L Execution time

There is no essential difference between execution times for *E5* and *L12* models. The tuning time depends on how soon the stopping happened. At the settings of interest (Section 2.3, 3.2, 3.4) the tuning on GPU A100 takes about one hour. For example, tuning at default settings (Section 2.3) 10 times for rates between 1e-8 and 1e-7 takes 9 hours. At higher rates the stopping occurs earlier; tuning 10 times for rates between 1.1e-7 to 2e-7 takes less than 5 hours. Table 2 (with freezing different parts of the encoder) was obtained in 6 hours.

Evaluation of an encoder on all datasets we used (MSMARCO, ARXIV-first, ARXIV-title and XNLI) takes about 1.2-1.3 hours.

rate	layer
1e-8	5.attention.output.dense.bias
	11.output.dense.bias
2e-8	5.attention.output.dense.bias
	11.output.dense.bias
3e-8	5.attention.output.dense.bias
	11.output.dense.bias
4e-8	5.attention.output.dense.bias
	11.output.dense.bias
5e-8	11.output.dense.weight
	11.output.dense.bias
6e-8	11.output.dense.weight
	11.output.dense.bias
7e-8	11.output.dense.weight
	11.output.dense.bias
8e-8	11.output.dense.weight
	11.output.dense.bias
9e-8	11.output.dense.weight
	11.output.dense.bias
1e-7	11.output.dense.weight
	11.output.dense.bias

Table 18: The ‘most changed’ two layers at each learning rate. The ‘change’ is defined as  $(W_t - W_o)/(W_t + W_o)$ , where  $W_t$  is the maximal weight of the layer in the tuned query encoder, and  $W_o$  is the maximal weight of the layer in the original (untuned) encoder. The prefix ‘encoder.layer’ is removed from the layer names here.

## M Effects of Learning Rate Scheduler and Weight Decay

Using the fine-tuned *E5* model with the frozen embedding block, tuned using a batch size of 14, and a margin of 0.1, we randomly vary the batch size, learning rate scheduler and weight decay in order to assess their impact on the model’s final performance. In Table 23 we present the change in performance across these different configurations for learning rate of  $5 * 10^{-8}$ , which is our ‘default’ learning rate (Section 2.3). In Table 24 we do the same for learning rate  $10^{-7}$ . Table 25 lists the different schedulers we considered. Values in blue indicate the top improvements whereas values in red indicate the worse degradation.

Across these parameters, on average, the batch size appears to have the most significant impact, generally leading to poorer performance as the batch size is decreased. Within each batch size group, we see that using an exponential learning rate scheduler ( $E_{0.95}$  or  $E_{0.98}$ ) is generally worse than using any of the other schedulers or no sched-

learning rate	msmarco		arxiv-first		arxiv-title		xnli ent-neutr		xnli ent-contr	
	c%	d%	c%	d%	c%	d%	c+/-	d+/-	c+/-	d+/-
1.5e-7	5.09	5.70	7.40	7.44	5.51	7.73	127/27	116/42	108/55	76/84
1.6e-7	3.92	4.23	6.43	6.32	4.51	6.40	108/40	99/52	97/62	79/85
1.7e-7	3.76	3.80	4.53	4.40	4.01	3.53	80/40	74/49	72/57	65/74
1.8e-7	2.77	3.10	5.00	5.41	4.51	5.30	69/72	67/69	64/80	61/94
1.9e-7	2.59	2.78	4.85	4.86	4.51	4.64	54/81	59/78	58/83	56/98
2.0e-7	2.94	2.41	3.02	2.50	2.51	1.77	30/23	31/27	53/19	48/26

Table 19: Evaluations of the  $E5$  query encoder tuned with a frozen embedding block and all layers 'output.dense.weight', with batch size 14, margin 0.1 and high learning rates (first column). For lower rates see Table 7. Values that did not pass the two-tailed test are shown in gray.

margin	msmarco		arxiv-first		arxiv-title		xnli ent-neutr		xnli ent-contr	
	c%	d%	c%	d%	c%	d%	c+/-	d+/-	c+/-	d+/-
0.05	7.41	9.32	3.83	3.92	2.76	5.30	225/0	223/0	201/4	169/21
0.10	7.38	8.95	4.87	4.81	3.26	7.73	222/0	218/0	201/2	163/17
0.15	6.90	7.78	6.01	5.57	4.26	7.51	213/0	204/3	176/7	125/33
0.20	6.40	7.23	7.25	6.73	5.01	8.39	175/6	161/14	132/32	94/67
0.25	5.09	5.70	7.40	7.44	5.51	7.73	127/27	116/42	108/55	76/84
0.30	3.92	4.23	6.43	6.32	4.51	6.40	108/40	99/52	97/62	79/85
0.35	3.76	3.80	4.53	4.40	4.01	3.53	80/40	74/49	72/57	65/74
0.40	2.77	3.10	5.00	5.41	4.51	5.30	69/72	67/69	64/80	61/94
0.45	2.59	2.78	4.85	4.86	4.51	4.64	54/81	59/78	58/83	56/98
0.50	2.94	2.41	3.02	2.50	2.51	1.77	30/23	31/27	53/19	48/26

Table 20: Evaluations of the  $E5$  query encoder tuned with a frozen embedding block, learning rate  $5e-8$ , batch size 14 and different triplet loss margins (first column). Values that did not pass the two-tailed test are shown in gray.

margin	msmarco		arxiv-first		arxiv-title		xnli ent-neutr		xnli ent-contr	
	c%	d%	c%	d%	c%	d%	c+/-	d+/-	c+/-	d+/-
0.05	9.00	10.16	1.09	-22.22	10.23	-13.81	180/28	27/159	205/15	21/171
0.10	7.28	8.04	2.28	-9.23	12.4	-1.03	200/15	47/47	206/15	20/143
0.15	9.90	11.34	1.11	-19.64	11.98	-10.18	164/29	19/177	193/20	15/195
0.20	9.71	11.16	1.58	-16.94	12.63	-6.99	163/29	20/171	193/22	15/198
0.25	9.30	10.75	1.39	-13.92	12.83	-4.2	163/27	16/160	183/22	14/205
0.30	9.62	11.1	1.21	-13.82	12.6	-3.94	125/33	13/180	157/31	14/209

Table 21: Evaluations of the  $L12$  query encoder tuned with a frozen embedding block, learning rate  $5e-8$ , batch size 14 and different triplet loss margins (first column). Values that did not pass the two-tailed test are shown in gray.

idle epochs to stop	msmarco		arxiv-first		arxiv-title		xnli ent-neutr		xnli ent-contr	
	c%	d%	c%	d%	c%	d%	c+/-	d+/-	c+/-	d+/-
5	6.50	7.60	4.18	4.40	2.26	6.62	222/0	217/0	208/1	174/5
10	7.38	8.95	4.87	4.81	3.26	7.73	222/0	218/0	201/2	163/17
15	8.93	10.98	5.81	6.10	2.51	7.73	222/0	217/3	191/17	140/51

Table 22: Evaluations of the  $E5$  query encoder tuned with a frozen embedding block, learning rate  $5e-8$ , batch size 14 and triplet loss margin 0.1, stopped after different number of idle epochs (first column). The epoch is idle if no improvement is made. Values that did not pass the two-tailed test are shown in gray.



B	Sch	D	msmarco		arxiv-first		arxiv-title		xnli ent-neutr		xnli ent-contr	
			c%	d%	c%	d%	c%	d%	c+/-	d+/-	c+/-	d+/-
100	Q	-	1.83	2.80	0.99	1.23	-0.26	0.96	200/1	172/3	69/71	43/110
	$E_{0.98}$	$10^{-6}$	-0.41	-1.07	-0.29	-0.83	-0.26	-0.96	0/63	0/39	0/20	1/8
64	-	-	1.58	2.28	0.78	1.07	0.78	1.20	178/1	156/3	72/50	48/87
	Q	-	0.05	0.19	-0.34	-0.59	-0.26	0.00	0/0	0/0	0/0	0/1
	$E_{0.98}$	$10^{-6}$	0.13	0.17	-0.23	-0.32	-0.26	0.00	0/0	0/0	0/0	0/1
	$E_{0.95}$	$10^{-6}$	-0.75	-1.47	-0.62	-0.78	-0.52	-0.48	0/67	0/48	0/66	1/42
	$E_{0.95}$	$10^{-5}$	-0.75	-1.47	-0.62	-0.78	-0.52	-0.48	0/67	0/48	0/66	1/42
	-	$10^{-4}$	1.58	2.28	0.78	1.07	0.78	1.20	178/1	156/3	72/50	48/87
32	L	$10^{-4}$	0.30	0.55	-0.31	-0.11	-0.78	-0.48	0/0	0/0	0/4	0/9
	Q	$10^{-4}$	0.12	-0.17	-0.29	-0.43	0.26	0.00	0/0	0/0	0/0	0/0
	L	$10^{-4}$	-0.05	-0.21	-0.18	-0.19	0.78	0.00	0/0	0/0	0/0	0/0
	$E_{0.98}$	$10^{-4}$	0.27	0.46	-0.21	-0.16	0.52	0.24	26/0	39/0	0/0	0/0
16	L	-	0.00	-0.15	-0.10	-0.56	0.78	0.24	0/0	0/0	4/0	10/0
	$E_{0.95}$	-	-0.70	-1.21	-0.65	-0.78	0.26	-0.96	0/53	0/32	7/6	20/0
	$E_{0.95}$	$10^{-4}$	-0.70	-1.21	-0.65	-0.78	0.26	-0.96	0/53	0/32	7/6	20/0
	Q	$10^{-6}$	-0.81	-1.39	-0.57	-1.15	-1.30	-2.39	0/167	0/123	0/121	2/81
8	$E_{0.95}$	$10^{-6}$	-2.98	-4.31	-2.34	-2.73	-2.60	-6.22	0/220	0/208	2/187	15/128
	-	$10^{-5}$	-0.81	-1.43	-0.78	-1.18	-1.30	-2.87	0/165	0/126	0/115	3/68
	Q	$10^{-4}$	-0.81	-1.39	-0.57	-1.15	-1.30	-2.39	0/167	0/123	0/121	2/81
	$E_{0.95}$	$10^{-4}$	-2.98	-4.31	-2.34	-2.73	-2.60	-6.22	0/220	0/208	2/187	15/128

Table 23: Percentage improvement over the fine-tuned E5 model with a frozen embedding block and tuned using a batch size of 14, learning rate  $5e-8$  and a margin of 0.1. The blue colors indicate the top improvements whereas the red colors indicate the worse degradation. Three parameters are randomly varied: the batch size (denoted as “B”), the learning rate scheduler (denoted as “Sch”) and the weight decay (denoted as “D”). The learning rate schedulers are defined in Table 25 with an initial learning rate of  $5e-8$ . c% and d% refer to measuring the similarity of the text pairs using either the cosine similarity or the euclidean distance, respectively. For XNLI, (+) indicates the number of language pairs that were improved while (−) indicates those that have worsened out of a total of 225 language pairs. Note that only the statistically significant (determined by a Z-test) language pairs are retained and hence not all the improved/worsened counts sum to 225. Additionally, (ent-neutr) refers to entailment-entailment similarities compared with entailment-neutral similarities whereas (ent-contr) refers to comparisons against entailment-contradiction similarities.

uler at all. A specific exception exists when using a batch size of 100 where the exponential scheduler outperforms the quadratic one when the learning rate is set to  $10^{-7}$ . Across all the configurations considered, the most impact seems to be the one shown in the first row of Table 23, where we see good improvement over MSMARCO and ARXIV-first while simultaneously showing improvement over XNLI ent-neutr.

## N Varying the Optimizer and Learning Rate

Table 26 shows the effects of choosing a different optimizer with a small and large learning rate. In addition to Adamax, we tried Adadelata and Stochastic Gradient Descent (SGD), both of which did not change the model weights in a significant enough way to affect the overall performance and hence, are not presented.

From the table, the default version of Adamax (Adamax with momentum) has a nearly negligible effect on the model when used with a small learn-

B	Sch	D	msmarco		arxiv-first		arxiv-title		xnli ent-neutr		xnli ent-contr	
			c%	d%	c%	d%	c%	d%	c+/-	d+/-	c+/-	d+/-
100	Q	-	-1.12	-1.17	-0.82	-0.14	-0.52	-1.71	0/138	3/117	15/65	61/40
	$E_{0.98}$	$10^{-6}$	-0.31	-0.18	-0.39	-0.05	-0.52	-1.22	0/0	0/0	0/11	0/7
64	-	-	-1.20	-1.05	-0.79	-0.11	-0.26	-0.73	0/57	5/34	1/80	9/47
	Q	-	-0.72	-0.89	-0.66	-0.14	-0.26	-1.71	0/65	4/43	1/62	21/33
	$E_{0.98}$	$10^{-6}$	-0.96	-1.13	-0.66	-0.49	-0.52	-1.22	0/80	6/56	3/65	29/35
	$E_{0.95}$	$10^{-6}$	-1.78	-2.36	-0.97	-1.35	0.78	-1.46	1/160	9/131	22/103	73/68
	$E_{0.95}$	$10^{-5}$	-1.78	-2.36	-0.97	-1.35	0.78	-1.46	1/160	9/131	22/103	73/68
	-	$10^{-4}$	-1.20	-1.05	-0.79	-0.11	-0.26	-0.73	0/57	5/34	1/80	9/47
	L	$10^{-4}$	-0.76	-0.80	-0.58	-0.16	-0.26	-1.46	0/61	3/32	0/58	14/32
32	Q	$10^{-4}$	-2.12	-3.35	-1.47	-1.60	0.00	-2.68	2/190	8/162	41/107	93/69
	L	$10^{-4}$	-2.05	-3.36	-1.45	-1.33	0.00	-2.68	2/189	8/158	41/102	94/68
	$E_{0.98}$	$10^{-4}$	-2.12	-3.54	-1.42	-1.84	0.00	-2.68	2/192	8/163	41/110	93/71
16	L	-	-0.02	0.13	-0.58	-0.65	-1.04	-1.22	0/0	0/0	11/0	43/0
	$E_{0.95}$	-	-2.52	-3.32	-1.32	-1.38	-0.26	-2.20	3/186	8/164	49/86	101/55
	$E_{0.95}$	$10^{-4}$	-2.52	-3.32	-1.32	-1.38	-0.26	-2.20	3/186	8/164	49/86	101/55
8	Q	$10^{-6}$	-2.05	-3.29	-1.11	-1.38	-0.26	-3.66	0/212	3/182	21/140	70/105
	$E_{0.95}$	$10^{-6}$	-2.44	-3.81	-1.55	-1.78	-0.52	-3.41	0/213	4/182	24/135	76/97
	-	$10^{-5}$	-2.03	-3.19	-0.74	-1.57	-0.26	-3.41	0/209	3/182	20/139	71/103
	Q	$10^{-4}$	-2.05	-3.29	-1.11	-1.38	-0.26	-3.66	0/212	3/182	21/140	70/105
	$E_{0.95}$	$10^{-4}$	-2.44	-3.81	-1.55	-1.78	-0.52	-3.41	0/213	4/182	24/135	76/97

Table 24: Percentage improvement over the fine-tuned E5 model with a frozen embedding block and tuned using a batch size of 14, learning rate  $10^{-7}$  and a margin of 0.1. The blue colors indicate the top improvements whereas the red colors indicate the worse degradation. Three parameters are randomly varied: the batch size (denoted as “B”), the learning rate scheduler (denoted as “Sch”) and the weight decay (denoted as “D”). The learning rate schedulers are defined in Table 25 with an initial learning rate of  $10^{-7}$ . c% and d% refer to measuring the similarity of the text pairs using either the cosine similarity or the euclidean distance, respectively. For XNLI, (+) indicates the number of language pairs that were improved while (−) indicates those that have worsened out of a total of 225 language pairs. Note that only the statistically significant (determined by a Z-test) language pairs are retained and hence not all the improved/worsened counts sum to 225. Additionally, (ent-neutr) refers to entailment-entailment similarities compared with entailment-neutral similarities whereas (ent-contr) refers to comparisons against entailment-contradiction similarities.

Scheduler	Definition
L	$\alpha(t) = \alpha_0 \left(1 - \frac{t}{T}\right)$
Q	$\alpha(t) = \alpha_0 \left(1 - \left(\frac{t}{T}\right)^2\right)$
$E_{0.95}$	$\alpha(t) = 0.95^t \alpha_0$
$E_{0.98}$	$\alpha(t) = 0.98^t \alpha_0$

Table 25: The definitions of the various learning rate schedulers used in Table 24 where  $t$  is the current training step,  $T$ , the total number of training steps and  $\alpha_0$ , the initial learning rate.

ing rate, suggesting that this particular configuration for the optimizer forces the model weights to change very slowly. When momentum is switched off, the model weights change enough to improve the overall performance in both English and other languages. Continuing down to the bottom row, if we turn up the learning rate to a higher value, the model weights begin to change more significantly which brings about less improvement in the model’s multilingual capacity (still an improvement nonetheless), but maintains the same improvement on English. Overall, going from the first row to the last row (for Adamax), we transition from

O	M	LR	msmarco		arxiv-first		arxiv-title		xnli ent-neutr		xnli ent-contr	
			c%	d%	c%	d%	c%	d%	c+/-	d+/-	c+/-	d+/-
AdamW	Yes	2e-8	6.50	7.62	4.63	4.60	2.76	5.96	222/0	218/0	208/1	171/5
AdamW	Yes	1e-7	9.26	11.38	6.06	6.45	3.51	9.49	222/0	214/3	188/18	132/63
Adamax	Yes	2e-8	0.81	1.14	0.62	0.63	0.75	-0.22	0/0	0/0	1/0	1/0
	No	2e-8	6.40	7.50	4.25	4.63	3.01	6.40	224/0	220/0	214/1	178/4
	Yes	1e-7	6.67	7.65	4.67	4.68	3.51	6.40	222/0	217/0	205/2	171/7
	No	1e-7	6.46	7.60	4.67	5.06	3.51	6.40	222/0	217/0	198/2	157/12

Table 26: Percentage improvement over the untuned *E5* model. O, M and LR represent the choice of optimizer, whether or not momentum was used and the learning rate, respectively. All the models here are tuned with a batch size of 14, margin 0.1, and a frozen embedding block. Adamax with no momentum corresponds to choosing  $\beta_1 = \beta_2 = 0$  for the optimizer parameters.

a point in model weight space where performance on all languages can be enhanced or preserved to a point which is better suited for the English-only task defined in tuning.