

NNLO PDFs driven by top-quark data

S. Alekhin^a, M. V. Garzelli^a, S.-O. Moch^a and O. Zenaiev^a

^a *II. Institut für Theoretische Physik, Universität Hamburg
Luruper Chaussee 149, D-22761 Hamburg, Germany*

Abstract

We study the impact of state-of-the-art top-quark data collected at the Large Hadron Collider on parton distribution functions (PDFs). Following the ABMP methodology, the fit extracts simultaneously proton PDFs, the strong coupling $\alpha_s(M_Z)$ and heavy-quark masses at next-to-next-to-leading order (NNLO) accuracy in QCD. It includes recent high-statistics data on absolute total inclusive cross sections for $t\bar{t} + X$, the sum of $(t + X)$ and $(\bar{t} + X)$ hadroproduction, and normalized inclusive data double-differential in the invariant mass and rapidity of the $t\bar{t}$ pair at $\sqrt{S} = 13$ TeV. The gluon PDF at large x and the top-quark mass value derived from these data are well compatible with the previous ABMP16 results, but with significantly smaller uncertainties, reduced by up to a factor of two. At NNLO in QCD we obtain for the strong coupling the value $\alpha_s^{(n_f=5)}(M_Z) = 0.1150 \pm 0.0009$ and for the top-quark mass in the $\overline{\text{MS}}$ -scheme $m_t(m_t) = 160.6 \pm 0.6$ GeV, corresponding to $m_t^{\text{pole}} = 170.2 \pm 0.7$ GeV in the on-shell scheme. The new fit, dubbed ABMPtt, is publicly released in grids in LHAPDF format.

I. INTRODUCTION

The experimental collaborations at the Large Hadron Collider (LHC) have done a tremendous work to produce analyses of top-quark events with unprecedented precision and accuracy at increasing integrated luminosity. In particular, in case of $t\bar{t} + X$ hadroproduction - the process, among those involving top quarks, with the highest cross section - first results on total cross sections at a center-of-mass energy $\sqrt{S} = 13.6$ TeV have emerged from Run 3 data [1, 2], whereas Run 2, besides total cross sections [3–8] and single-differential ones [8–11], has provided high-quality cross-section data double differential [10–12] and triple differential [13, 14] in the invariant mass $M(t\bar{t})$ and the rapidity $y(t\bar{t})$ of the $t\bar{t}$ pair, as well as in the number of additional jets accompanying the pair, at $\sqrt{S} = 13$ TeV. This has followed the first double-differential data produced during Run 1 at $\sqrt{S} = 8$ TeV [15], characterized indeed by a lower accuracy, and further analyses during Run 1 producing both total cross sections at $\sqrt{S} = 7$ TeV [16–25] and 8 TeV [16, 18, 19, 26–29] and single-differential distributions at $\sqrt{S} = 7$ TeV [30, 31] and 8 TeV [30, 32, 33]. Additionally, special low intensity runs conducted in 2015 and 2017 led to total cross section measurements at $\sqrt{S} = 5.02$ TeV [34–37]. Further information and references, especially as for CMS analyses, can be found in the recent CMS review on top-quark mass measurements [38].

The existence of the aforementioned multi-differential data is indeed crucial for the simultaneous fit of parton distribution functions (PDFs), the top-quark mass m_t and the strong coupling α_s . In particular, the shape of the $y(t\bar{t})$ distributions is especially sensitive to the gluon PDF, the shape of the $M(t\bar{t})$ distributions is particularly sensitive to the top-quark mass ¹, whereas the shape of the distribution of the number of additional jets is directly sensitive to the $\alpha_s(M_Z)$ value.

In this work, we provide the first simultaneous fit of PDFs, $m_t(m_t)$ and $\alpha_s(M_Z)$ at next-to-next-to-leading order (NNLO) in the $\overline{\text{MS}}$ scheme using double-differential data, following the next-to-leading (NLO) fits already published by the CMS experimental collaboration in Ref. [13] and by us in our previous work [40] and the approximate NNLO fit by Ref. [41]. As a basis we rely on the ABMP16 fit methodology, extensively described in Ref. [42]. Even the latter fit extracted simultaneously the PDFs, $m_t(m_t)$ and $\alpha_s(M_Z)$, however without using any differential $t\bar{t} + X$ cross-section data. We do not use any NNLO/NLO K -factor approximation, but compute the predictions for our fit at NNLO including QCD radiative corrections, as detailed in the following section.

Other PDF collaborations have also incorporated part of the existing double-differential data into their PDF fits: besides the already mentioned Ref. [41], Ref. [43] examined the impact of double-differential $t\bar{t} + X$ data at $\sqrt{S} = 8$ TeV on the gluon distribution, using as a basis the CT14HERA2 global PDF fit, and the fits by CT18 [44], MSHT20 [45] and NNPDF4.0 [46] also made use of the same dataset. We emphasize however that, according to our knowledge, so far these fits are limited to the use of double-differential Run 1 data. Additionally, the NNPDF4.0 [46] collaboration has included single-differential data from Run 2 in their fits following Ref. [47], where an extended NNPDF3.0 PDF fit, incorporating single-differential $t\bar{t} + X$ data at $\sqrt{S} = 8$ TeV, was performed ². More recently, they have evaluated the impact of a more updated and general set of top-quark related data both on SM- and SMEFT-PDF fits [49], with special emphasis on full-luminosity Run II datasets available at time of their work, including, among others, some

¹ At leading order, the longitudinal momentum fractions x_1 and x_2 of the partons undergoing an hard scattering from the colliding protons are related to $y(t\bar{t})$ and $M(t\bar{t})$ by $x_{1,2} = \frac{M(t\bar{t})}{\sqrt{S}} \exp(\pm y(t\bar{t}))$. Ref. [39], considering NNLO calculations, has shown that the shape of the $M(t\bar{t})$ distribution is very sensitive to changes in the m_t value, whereas y_t and $y(t\bar{t})$ are less sensitive to it.

² The NNPDF3.1 PDF fit [48] has also incorporated $t\bar{t} + X$ datasets from Run 1, single differential in $y(t\bar{t})$ [32, 33].

double-differential datasets. The CT18, MMHT and MSHT20 collaborations have also made use of single-differential data at $\sqrt{S} = 8$ TeV from Run 1. A specific study using single-differential distributions from ATLAS and CMS in the MMHT framework has been conducted in Ref. [50], showing some tension. An extended CT18 fit, including single-differential $t\bar{t} + X$ data at $\sqrt{S} = 13$ TeV, has been recently presented in Ref. [51]. On the other hand, a fit of top-quark mass and $\alpha_s(M_Z)$, using various single-differential distributions at $\sqrt{S} = 8$ TeV, for fixed PDFs, have also been performed [52], followed by a recent work in the framework of the MSHT20 PDF fit [53], that, using a subset of the top-quark datasets in MSHT20, has found a best-fit m_t^{pole} value compatible with the PDG [54]. This work has additionally analyzed the impact of different top-quark mass values on gluon PDFs, for fixed $\alpha_s(M_Z) = 0.118$, finding that increasing values of m_t^{pole} lead to an upwards shift of the central gluon at large x . None of these studies so far has attempted a simultaneous fit of PDFs, $\alpha_s(M_Z)$ and $m_t(m_t)$.

In the original ABMP16 fit [42] only total cross-section data for $t\bar{t} + X$ and single-top production available at the time of the fit (2016) were considered. In this work, we update also this part of the fit, by considering recent $t\bar{t} + X$ total cross-section data, with decreased uncertainties with respect to the past. Recent total single-top cross-section data at the LHC [55–57], summing up t and \bar{t} events, are also included, together with the Tevatron combinations published in Ref. [58]. For completeness, we mention that single-top production data have also been incorporated for the first time in the NNPDF4.0 fit. They have analyzed t -channel production at the LHC, considering both total cross sections and $y(t, \bar{t})$ distributions, and included NNLO corrections to their calculations by using NNLO/NLO K -factors. On the other hand, the MSHT20 collaboration has not included single-top production data, due to low statistics and moderate impact in their fit, but has checked that the datasets available at the time of their fit were consistent with their predictions.

This manuscript is organized as follows. In Section II we discuss the input for the ABMPtt fit, reviewing the theory predictions and the experimental data used and providing some details on the fit methodology and the statistical analysis. Section III contains the results of different variants of the fit, comparing them to the original ABMP16 PDFs as well as to those of other groups. We present benchmarks with respect to the measured $t\bar{t} + X$ double-differential cross sections and discuss the value of $m_t(m_t)$ extracted from the fit. In Section IV we draw our conclusions. Some details on the ABMPtt PDF eigenvectors are reported in the Appendix A and further details on various versions of the ABMP PDFs are illustrated in Appendix B.

II. INPUT FOR THE ABMPtt FIT

In this section we describe the input used for the ABMPtt fit of PDFs, $\alpha_s(M_Z)$ and $m_t(m_t)$ in terms of theory predictions, experimental data and methodology. We focus only on top-quark related processes, keeping the input for the other processes considered in the fit (world data on deep-inelastic-scattering (DIS), Drell-Yan (DY) production at colliders and in fixed-target experiments, etc.), both in terms of theory predictions and experimental data, identical to the one used in the ABMP16 case of Ref. [42]. Although updated data exist for some of these processes, e.g. DY production, we choose to stick to the set of data already used in the past to illustrate exclusively the differences, which come from extending the fit to the analysis of top-quark data. In the most recent version of the ABMP16 fits without and with top-quark data, dubbed respectively ABMP16new and ABMPtt, we make however a more consistent use of the DY data with respect to the published version of ABMP16, by applying a more refined fit methodology, as better explained in subsection II C.

A. Theory predictions for top-quark related processes

Theory predictions for $t\bar{t} + X$ hadroproduction at NNLO are available since long in case of total cross sections, whereas have become available more recently in case of differential distributions, using different techniques for the subtraction of infrared divergences in the combination of double-virtual, double-real and real-virtual contributions. In particular, we have made use of the code HATHOR [59] and Fasttop [60] for computing the total cross sections, as was done already in the ABMP16 fit. We have cross-checked the results with those of the MATRIX code [61], published after the ABMP16 fit, finding agreement. In the case of single-top production, for which we consider only total cross sections, we make use of an extended version [62] of the code HATHOR for computing our predictions. The NNLO QCD corrections to single-top production [63, 64] have been treated as in the ABMP16 fit, see Ref. [42] for a discussion³.

For the double-differential $t\bar{t} + X$ distributions, on the other hand, we used a customized version of MATRIX interfaced to PineAPPL [65]. More details on this version and on the interface can be found in our previous work [66]. Here we limit ourselves to mention that we cross-checked the results of MATRIX, based on q_T -subtraction for the treatment of IR divergences [67–70], with those published in Ref. [71] and obtainable from the HighTEA platform [72], based on the STRIPPER approach [73–75] and the same numerical two-loop amplitudes [76, 77], finding agreement within 1%. We also observe that the bin-by-bin uncertainties associated with the latter predictions are quoted to be 1% [70, 71]. We recall also that q_T -subtraction, differently from STRIPPER, is a non-local approach and that approximate cross sections are computed in practice introducing a cut-off $r_0 = q_{T,min}/M(t\bar{t})$ on the dimensional quantity $r = q_T/M(t\bar{t})$, using a finite small value of r_0 , which acts effectively as a slicing parameter. The “true” cross sections correspond to the limit $r_0 \rightarrow 0$. In the version of the MATRIX code that we used, developed from the code used for producing the predictions in Ref. [70] and specifically tailored to $t\bar{t} + X$ production, this limit is automatized and performed in practice only in the case of the total cross sections, after computing them for a number of r_0 values. We have checked that, varying r_0 within a suitable range of values, saturation for $r_0 \rightarrow 0$ is reached even in the case of differential distributions. The theory predictions for double-differential distributions used in the following were all obtained from runs with $r_0 = 0.0015$, after having checked that they agree bin-by-bin with those for $r_0 = 0.0005$ within a few per mille. Therefore, while performing the fit in this work, we have neglected the theory uncertainty related to the bin-by-bin extrapolation to $r_0 \rightarrow 0$.

The central renormalization and factorization scales are fixed to $\mu_R = \mu_F = H_T/4$ in the case of double-differential distributions, with H_T given by the sum of the transverse masses of the top and antitop quarks $\sqrt{p_{T,t}^2 + m_t^2} + \sqrt{p_{T,\bar{t}}^2 + m_t^2}$, whereas $\mu_R = \mu_F = m_t$ for total cross sections. Uncertainties related to scale variations are not accounted for in this analysis. The inclusion of scale variation uncertainty in PDF fits is presently a topic of intense debate (see e.g. recent works by the MSHT and NNPDF collaborations [78–80]), whereas our study on the effect of scale uncertainties in NNLO fits of top-quark mass at fixed PDFs has shown that the latter are quite moderate when including double-differential distributions in the fits, e.g. amounting to ~ 0.2 GeV for the extracted value of m_t^{pole} [66].

The tables of double-differential $t\bar{t} + X$ cross sections were generated by MATRIX+PineAPPL using as input the top-quark mass m_t^{pole} renormalized in the on-shell scheme, as customary. The top-quark mass was then converted to the $\overline{\text{MS}}$ scheme, using conversion formulas at three-loops,

³ Single-top hadroproduction has not been implemented in MATRIX yet.

and $m_t(m_t)$ was used during our fit procedure. More precisely, one could have even computed cross sections directly using as input $m_t(m_t)$, as done for instance in Refs. [81, 82]. The latter procedure, however, is much more involved and, considering the need to repeat computations for many different top-quark mass values, would have required a prohibitive CPU time. The differences between cross sections using our approximation and the latter more rigorous methodology are of higher order.

B. Experimental data for $t\bar{t} + X$ and single-top hadroproduction

First of all, the ABMPtt fit includes updated results for the absolute total cross sections for $t\bar{t} + X$ hadroproduction at the Tevatron and the LHC. At this aim, among the many datasets available, we choose to use the datasets and/or combinations also selected by the LHC Top Working Group as of fall 2023⁴. These data span a wide interval of \sqrt{S} values, ranging from 5.02 TeV to 13.6 TeV. The used datasets [1, 2, 5, 7, 8, 11, 35, 36, 83, 84] are listed in the website of the LHC Top Working Group [85].

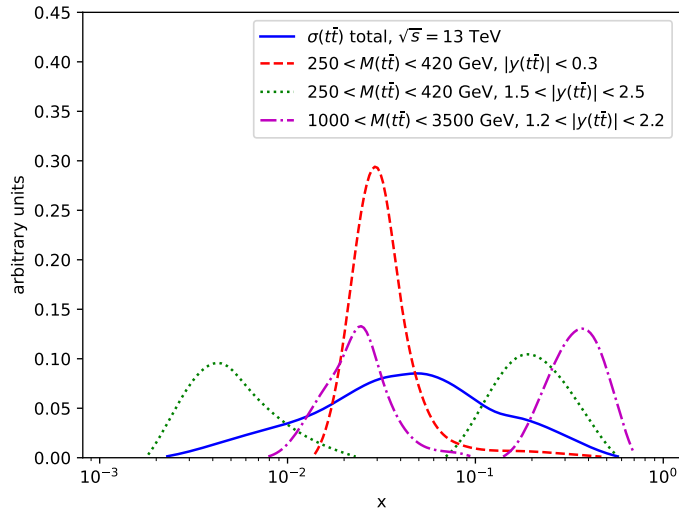


FIG. 1: NNLO predictions for $t\bar{t} + X$ production at $\sqrt{S} = 13$ TeV as a function of x , for different kinematic ranges of $M(t\bar{t})$ and $y(t\bar{t})$, corresponding to the double-differential analysis of Ref. [11]. For illustration purposes, all predictions are normalized to unity.

Second, the fit includes data on single-top hadroproduction in the s - and t -channel from the Tevatron [58] and in the t -channel from the LHC. In particular, we consider the recent combinations of the ATLAS and CMS experiments for $\sqrt{S} = 7$ and 8 TeV [55]. Additionally, we consider the separate data points by ATLAS and CMS at $\sqrt{S} = 13$ TeV [56, 57], where a combination is not yet available. In all cases, we consider the sum of the cross sections for $t + X$ and $\bar{t} + X$ production. In principle the ratio of cross sections for $t + X$ and $\bar{t} + X$ production can be used to constrain the u/d quark ratio. However, we do not follow this path, considering that this ratio is already well

⁴ An updated selection has recently been made available by the LHC Top Working Group (spring 2024). However, the modifications have in practice only marginal consequences for the work reported in this manuscript.

constrained by DY data, and that the distinction between $t + X$ and $\bar{t} + X$ events is still prone to large uncertainties, also related to the treatment of fragmentation in single-top production. The used datasets mentioned above are also listed in the website of the LHC Top Working Group.

Third, the fit includes the available datasets of normalized cross sections double-differential in $M(t\bar{t})$ and $y(t\bar{t})$ at $\sqrt{S} = 13$ TeV [10–13]. This is the most detailed information on top-quark production available at the moment⁵.

In order to estimate the range of the partonic momentum fraction x probed by these data, in Fig. 1 we show the NNLO predictions calculated with the ABMP16 PDFs for the $t\bar{t} + X$ cross sections as a function of x at $\sqrt{S} = 13$ TeV. Besides the total $t\bar{t} + X$ cross section, we plot the cross sections in several kinematic regions from the binning scheme of the experimental measurement [11] in which the lowest and highest x values are probed. From this plot, we expect these data to probe the PDFs in the range $0.002 < x < 0.7$.

C. Methodology/statistical analysis

The methodology to perform this fit is the same as in Ref. [42], using the Hessian approach to compute eigenvectors and uncertainties. A tolerance criterion $\Delta\chi^2 = 1$ is applied to the χ^2 , defined as in the previous ABMP16 paper. Further details can be found in Ref. [42].

For the analyses of the top-quark data, covariance matrices are built according to the information on uncorrelated and correlated uncertainties reported in the experimental publications. The lack of information concerning correlations between the systematic uncertainties on the results of different analyses, not provided by the experimental collaborations, at least so far, is alleviated by the use of normalized differential cross sections which benefit from (partial) cancellation of many systematic uncertainties. Efforts towards combinations of results of different analyses, within a same experimental collaboration, or among different experimental collaborations, would be of great help towards a better understanding and control of this missing information, so far not included in our covariance matrices, with the exception of the case of total cross sections for $t\bar{t} + X$ production at $\sqrt{S} = 7$ and 8 TeV, where an ATLAS+CMS combination has already been performed [84] and the corresponding correlated uncertainties accounted for in our covariance matrix.

In order to perform the ABMPtt fit, which includes a wide range of top-quark datasets as explained in subsection II B, we have prepared grids for $t\bar{t} + X$ differential predictions with MATRIX+PineAPPL, as explained in subsection II A, using as a basis for their computation the ABMP16 fit. These grids can be precomputed just once, and, being independent of the detail of the PDF parameterization, they can then be used during an iterative procedure of PDF fitting, even involving many iterations. Given that DY data are also included in the fit, and the computations leading to the corresponding NNLO theory predictions are quite CPU intensive, a situation by no means different from the case of top-quark production (see e.g. Ref. [86]), we have made use of precomputed grids of theory predictions even for the DY case. For consistency, we have computed even these grids by using the ABMP16 PDFs as a basis. This led even to an “intermediate” PDF fit, dubbed ABMP16new, that differs from the ABMP16 PDFs publicly available fit just because of this detail. In fact, the ABMP16 fit was performed by using as a basis in-house tables of predictions for DY cross sections computed with FEWZ (version 3.1) [87, 88] from a previous

⁵ A new analysis, updating Ref. [13], has been recently produced by the CMS collaboration in Ref. [14], making use of the full luminosity available in Run 2.

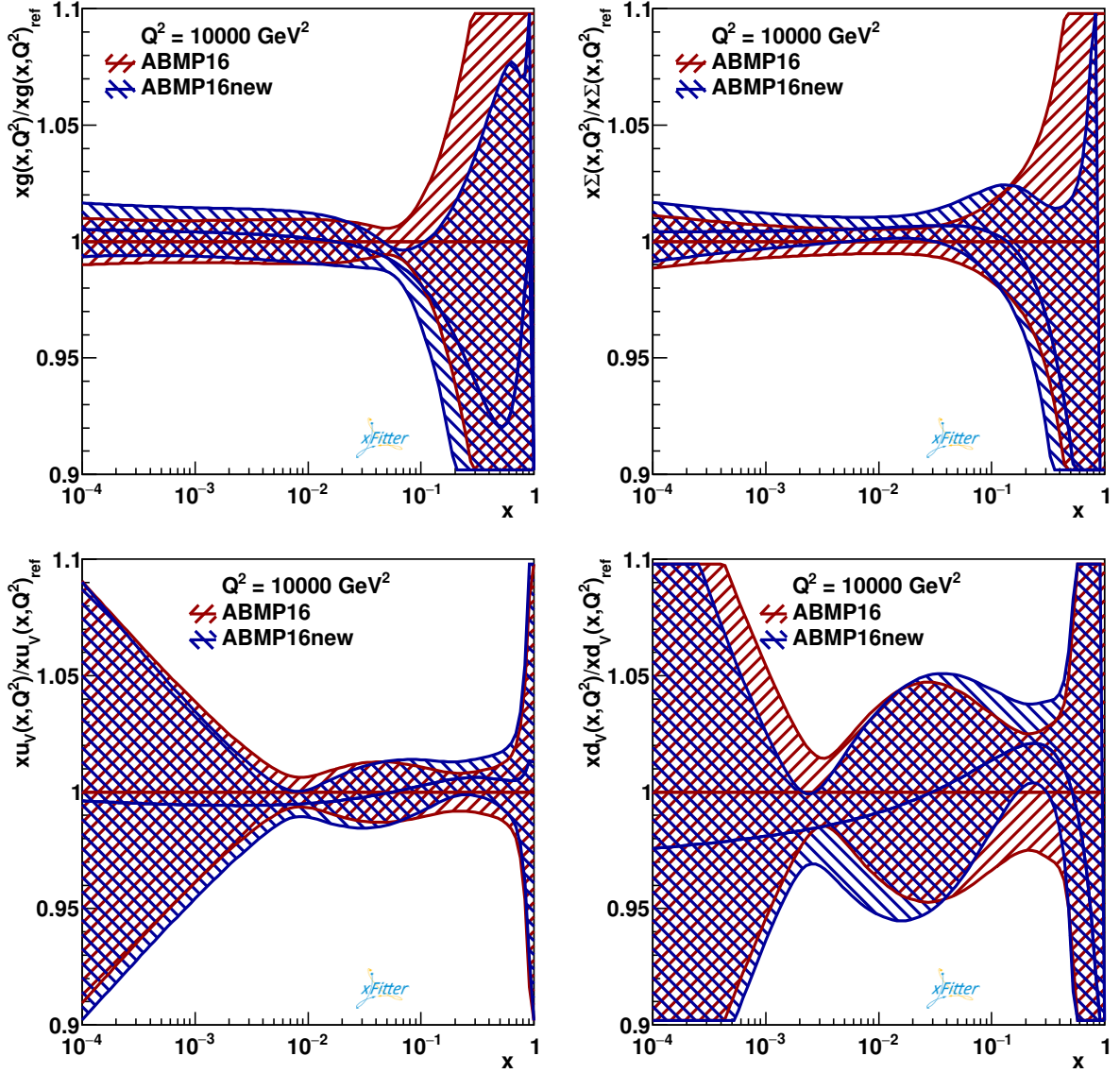


FIG. 2: Ratio of the gluon, sea-quark, valence up-quark, valence down-quark PDFs in the ABMP16new fit to the published ABMP16 fit at a scale $Q = 100$ GeV for $n_f = 5$. See the text for more detail.

PDF fit, ABM12 [89], and then using linear interpolation on top of these tables, according to the methodology described in the Appendix of Ref. [89]. Linear interpolation neglects the effects of parabolic terms. These in-house tables, differently from the grids that one can get nowadays from advanced tools like e.g. PineAPPL, depend indeed on the PDF parameterization, and, therefore, they need to be recomputed at each iteration of a fit, starting from a new PDF. Computing a new grid at each iteration becomes prohibitive with respect to the CPU time when performing multiple iterations, and this is the reason why, during the ABMP16 fit, only one grid was computed and used. The ABMP16new fit, involving a second calculation/recalculation of that grid, using as input the ABMP16 fit, instead of ABM12, is less sensitive to the missing parabolic terms and more robust than the ABMP16 fit. A comparison of the PDFs for gluon, sea quarks and valence quarks in the ABMP16new and ABMP16 fit for $n_f = 5$ at a scale $Q = 100$ GeV and for $n_f = 3$ at a scale

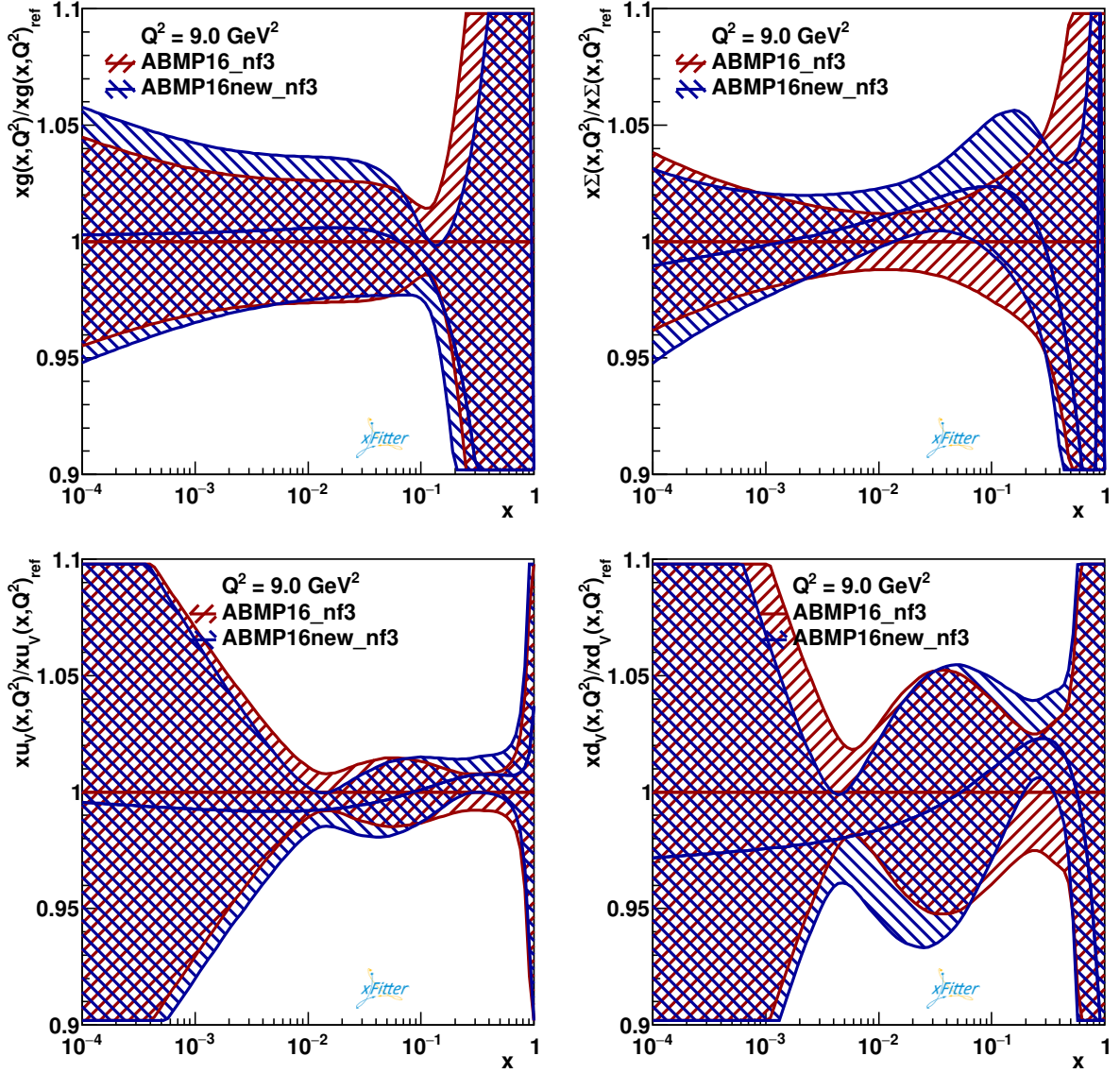


FIG. 3: Same as Fig. 2, but for $n_f = 3$ and a scale of $Q = 3$ GeV.

$Q = 9$ GeV is shown in Figs. 2 and 3, respectively. It is clear from those plots that the two fits are compatible with each other within uncertainties for most of the x values.

On the other hand, predictions for DIS and total cross-sections for top-quark production are computed on the fly at each iteration the same way for all ABMP fit variants, without making use of any grid or precomputed storage.

In summary, the ABMPtt fit includes DY and all other non-top-quark data as used in the ABMP16new fit, and differs from the ABMP16 fit due to a more robust procedure of inclusion of DY data, as discussed above, and because they account for many more top-quark datasets (see Appendix B for comparisons between the PDF variants). The new datasets are indeed the main source of differences between the ABMPtt and ABMP16 PDFs, leading to smaller uncertainties in ABMPtt, and this will be the main focus in the following sections.

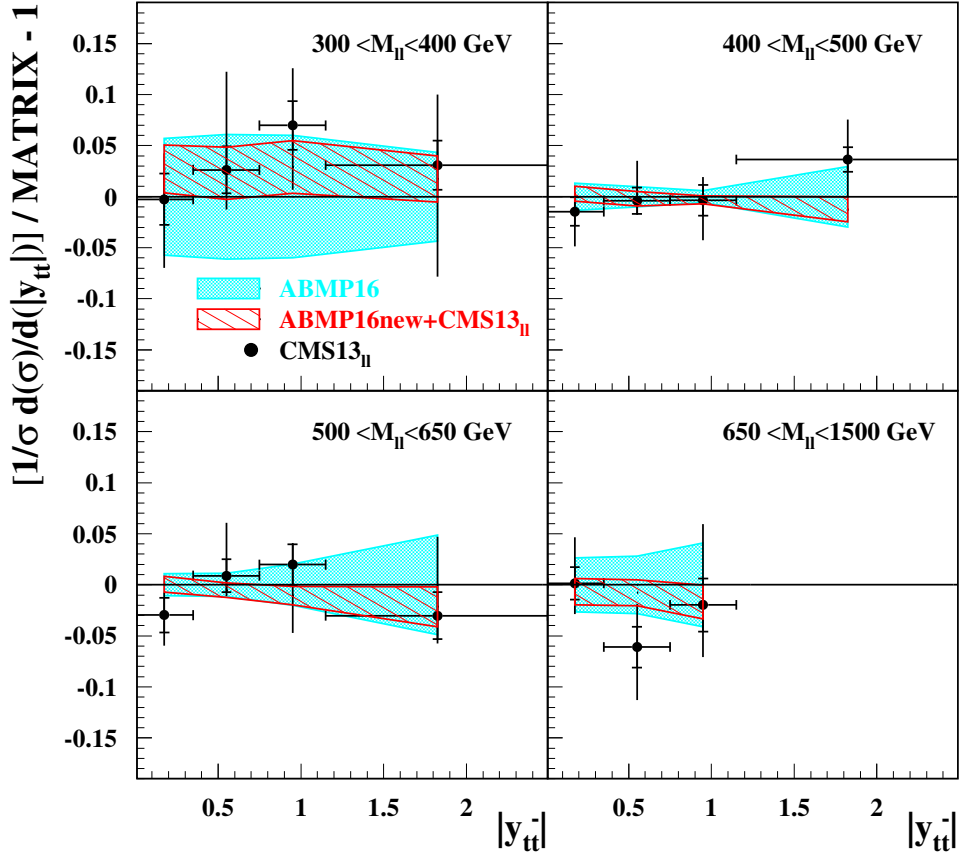


FIG. 4: Pulls of CMS dileptonic data from the analysis of Ref. [13] with respect to predictions using as input ABMP16 PDFs (light-blue solid band) and the fit including besides all ABMP16 datasets the specific double-differential cross-section dataset indicated (red dashed band).

III. RESULTS OF THE ABMP $t\bar{t}$ FIT

We are now ready to present results of the ABMP $t\bar{t}$ fit. Subsection III A is devoted to a detailed analysis of the data, checking compatibility of the datasets by performing several variants of the fit. The results for the new PDFs are discussed in subsection III B, also comparing with PDFs determined by other groups, and the values for $\alpha_s(M_Z)$ and the top-quark mass $m_t(m_t)$ at NNLO in the $\overline{\text{MS}}$ scheme are presented in subsection III C. Subsection III D contains a brief description of the grids for the LHAPDF library [90].

A. Comparison to $t\bar{t} + X$ data

The pulls of the double-differential cross-section data collected in the $t\bar{t} + X$ CMS dileptonic, CMS semileptonic, ATLAS semileptonic and ATLAS all-hadronic analyses are shown in Figs. 4, 5, 6, and 7, with respect to theory predictions using as input the original ABMP16 PDF fit, and an ABMP $t\bar{t}$ fit variant obtained after including only the specific dataset (dubbed

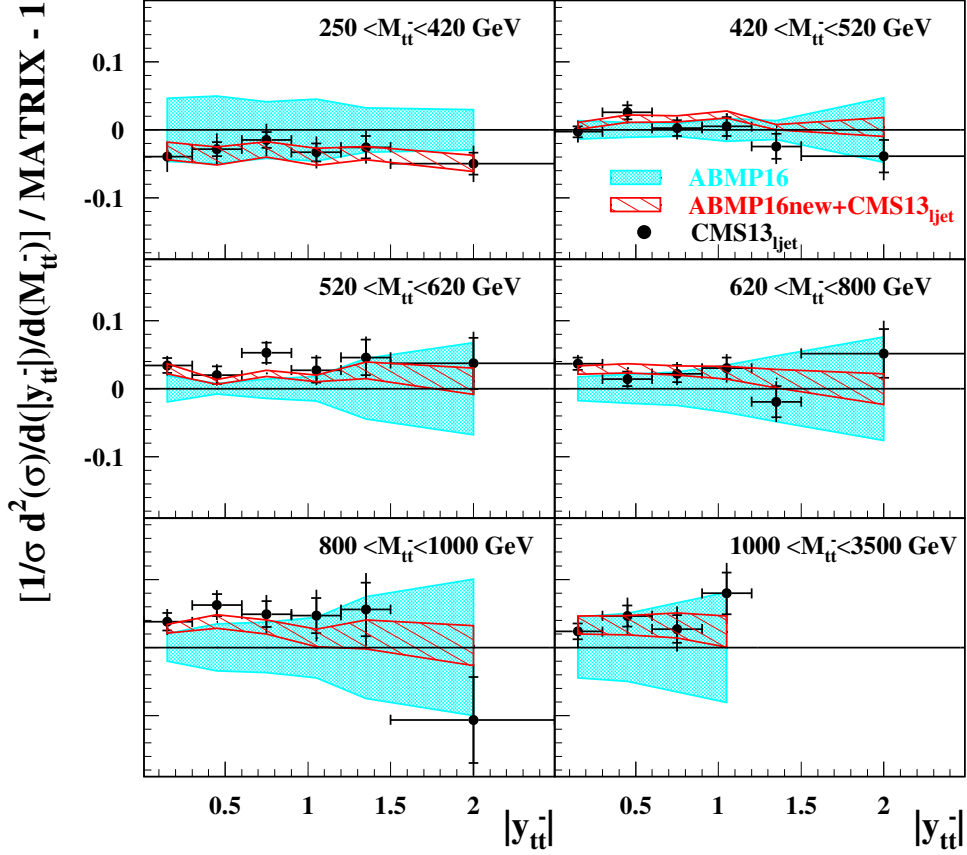


FIG. 5: Same as Fig. 4, but for the CMS semileptonic data from the analysis of Ref. [11].

“ABMP16new+specific dataset” in the panels of the plots). In all cases, the uncertainty band on the pulls computed with the new fit turns out to be smaller than the ABMP16 one. This applies even to the all-hadronic analysis, notwithstanding the still large uncertainties that accompany it. We also observe that the strongest constraints are derived by the data from the CMS semileptonic analysis, corresponding to the largest integrated luminosity ($L = 137 \text{ fb}^{-1}$), whereas the worst agreement data/theory is obtained in case of the ATLAS semileptonic analysis, where the data tend to be systematically larger than theory predictions at large $M(t\bar{t}) \sim 1500$ GeV in all $|y(t\bar{t})|$ bins. This tendency is not observed in the pulls of the CMS semileptonic analysis, characterized by a larger integrated L and is also opposite with respect to the trend shown at large $M(t\bar{t})$ in the ATLAS all-hadronic analysis, characterized however by larger uncertainties. An ATLAS semileptonic analysis with better statistics would certainly be of help for understanding the reasons of these differences and solve the discrepancy.

The $\chi^2/\text{dataset}$ corresponding to the scenarios of Figs. 4, 5, 6, and 7 are reported in Table I. We observe reasonable values of χ^2 , as compared to the number of data points (NDP), with a slightly worse agreement of data/theory for the ATLAS semileptonic analysis, in line with the discussion above. In the same table, we also report the value of the top-quark mass renormalized in the $\overline{\text{MS}}$ scheme, fitted simultaneously to the PDFs and $\alpha_s(M_Z)$ in each case. The extracted values of

ATLAS ($\sqrt{s}=13$ TeV, 36 fb^{-1} , $pp \rightarrow t\bar{t}X \rightarrow l\text{jet}X$) 1908.07305

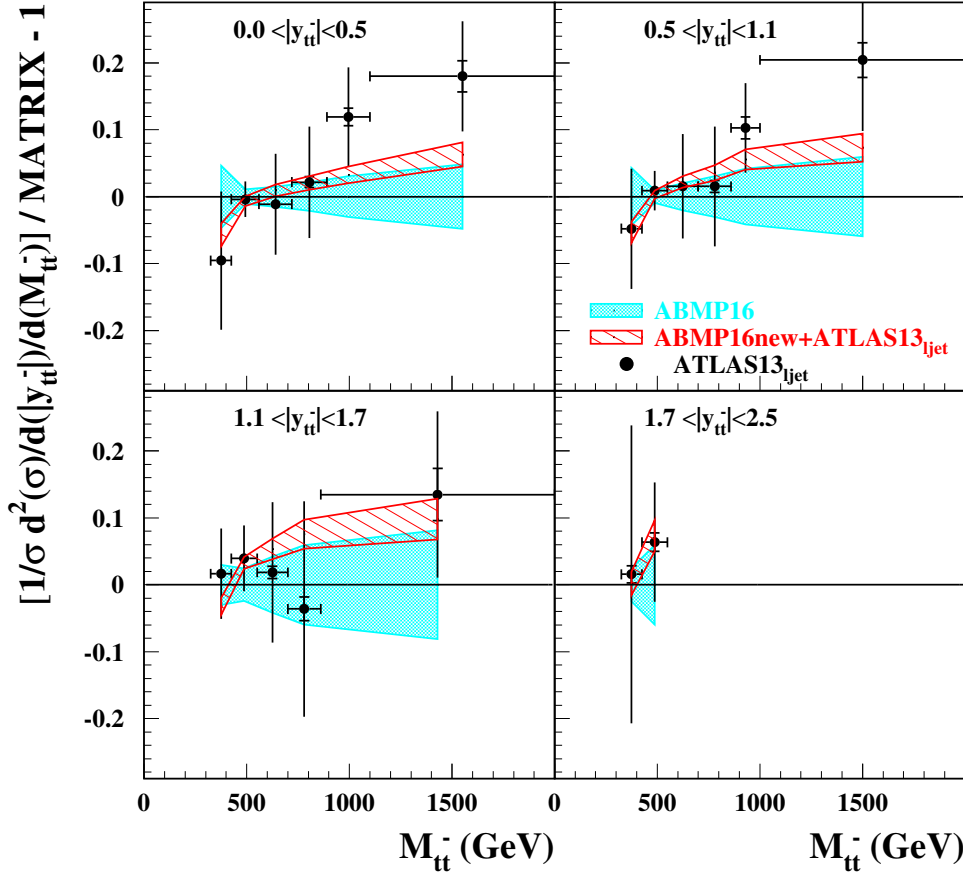


FIG. 6: Same as Fig. 4, but for the ATLAS semileptonic data from the analysis of Ref. [12].

Dataset	NDP	χ^2	$m_t(m_t)$ (GeV)
ATLAS13 $_{ljet}$	19	25.2	158.9 ± 1.3
ATLAS13 $_{had}$	10	11.3	160.5 ± 2.0
CMS13 $_{ll}$	15	13.9	161.1 ± 1.4
CMS13 $_{ljet}$	34	37.4	158.7 ± 0.9

TABLE I: The values of χ^2 and the top-quark mass $m_t(m_t)$ for each single $t\bar{t} + X$ dataset obtained in the variants of present analysis including just the specific $t\bar{t} + X$ double-differential cross-section dataset.

$m_t(m_t)$ are compatible among each other, considering the 1σ uncertainty on each of them.

After the variants of analyses including a single $t\bar{t} + X$ dataset at a time, presented above, we consider other variants, as detailed in Table II. In particular, in the analyses where the two ATLAS datasets are included (column II) or the two CMS datasets are included (column III), the χ^2 s slightly worsen with respect to the cases of including only a single dataset at a time, as reported in Table I. Overall, the χ^2 s values in Table II are still mostly compatible with the previous ones in Table I, except for the CMS dileptonic dataset, where the χ^2 value rises from 13.9 to 19.6. This

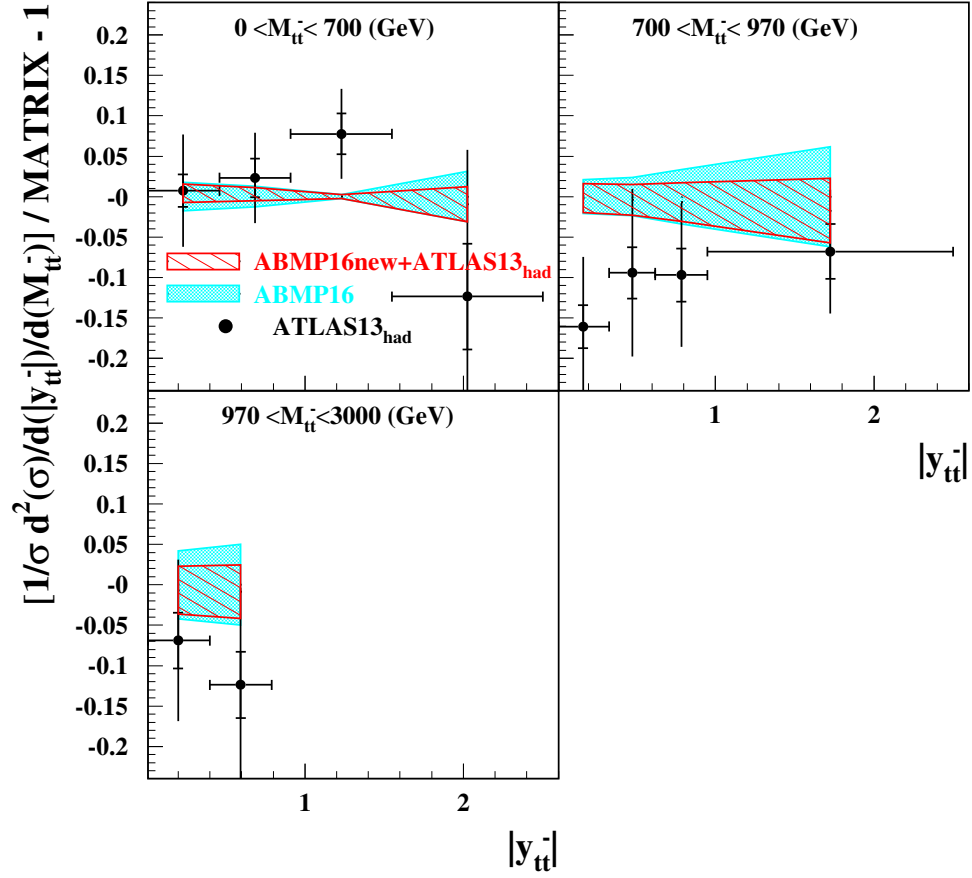


FIG. 7: Same as Fig. 4, but for the ATLAS all-hadronic data from the analysis of Ref. [10].

Experiment	Dataset	\sqrt{s} (TeV)	NDP	χ^2		
				I	II	III
ATLAS	ATLAS13 _{ljet}	13	19	34.0 (42.8)	28.2	–
	ATLAS13 _{had}	13	10	11.9 (11.7)	11.6	–
CMS	CMS13 _{ll}	13	15	20.7 (15.9)	–	19.6
	CMS13 _{ljet}	13	34	44.3 (52.0)	–	42.4

 TABLE II: The values of χ^2 obtained for various $t\bar{t}+X$ datasets included in different variants of the present analysis (column I: variant including both ATLAS and CMS double-differential cross-section datasets; column II: variant including only ATLAS ones; column III: variant including only CMS ones). The figures in parenthesis give the values of χ^2 obtained for the corresponding dataset using as input the central ABMP16 PDFs without re-fit.

points to a slight tension with the CMS semileptonic analysis, which seems also confirmed by the fact that the best description of the CMS dileptonic data turns out to be given by the original ABMP16 fit, which, however, provides a less accurate description of the CMS semileptonic data

(see values in parentheses in column I of Table II).

The χ^2 s of the analysis including all CMS and ATLAS datasets (column I of Table II) are slightly worse than the ones of the analysis including just the CMS datasets (column III), but are still of comparable quality. A comparison of the fit including both ATLAS datasets (column II) with the one of column I in Table II shows, that the χ^2 value for the all-hadronic dataset slightly worsens when including also the datasets from CMS, but it is still compatible with the previous one. On the other hand, the χ^2 value for the ATLAS semileptonic dataset definitely worsens when considering both ATLAS and CMS datasets (column I of Table II, compared to column II), which displays the tension of the ATLAS semileptonic dataset with all other ones. This particular dataset is also not described well by the original central ABMP16 PDFs (see the value in parenthesis in column I).

In all variants of ABMPtt analysis discussed in Table II, besides selected double-differential datasets, recent datasets for $t\bar{t} + X$ and the sum of $t + X$ and $\bar{t} + X$ total inclusive cross sections, as detailed in Section II B, updated with respect to the case of the ABMP16 fit, have also been included. The single-top data ($t + X$ and $\bar{t} + X$) are not yet at the same level of precision as the $t\bar{t} + X$ ones. However, we have included them for checking the consistency and we observe that they improve the fit stability. Additionally, they help in reducing the correlations between the top-quark mass $m_t(m_t)$ and the strong coupling α_s , which emerges from the analysis of $t\bar{t} + X$ data. In the past, single-top data were also used standalone to constrain $m_t(m_t)$ [91] using different PDFs as input. This has led to values for $m_t(m_t)$ compatible with our present fit result, although characterized by a larger uncertainty ($1\sigma \sim 3$ GeV).

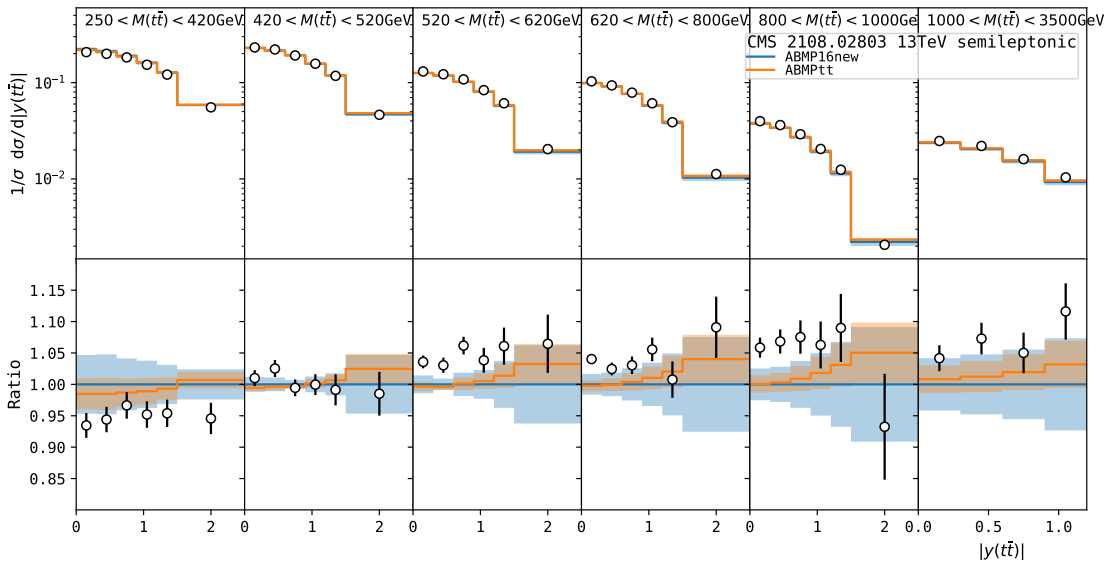


FIG. 8: NNLO theory predictions using as input the ABMPtt and the ABMP16new PDFs for $|y(t\bar{t})|$ distributions in different $M(t\bar{t})$ bins vs. CMS experimental data at $\sqrt{s} = 13$ TeV from Ref. [11].

Having established mutual compatibility of all top-quark datasets (with the qualifications just discussed), we show in Figs. 8, 9, 12, 10, 11, 13, and 14 a comparison of the theory predictions at NNLO in QCD using the final ABMPtt PDFs and those based on the ABMP16new ones, as well as ratios with respect to ABMP16new central predictions, for all double-differential $t\bar{t}$ data used in the ABMPtt fit (see subsection II B). The double-differential normalized $t\bar{t} + X$ cross-section CMS data in the semileptonic channel and in the dileptonic channel used for the fit are shown in Figs. 8

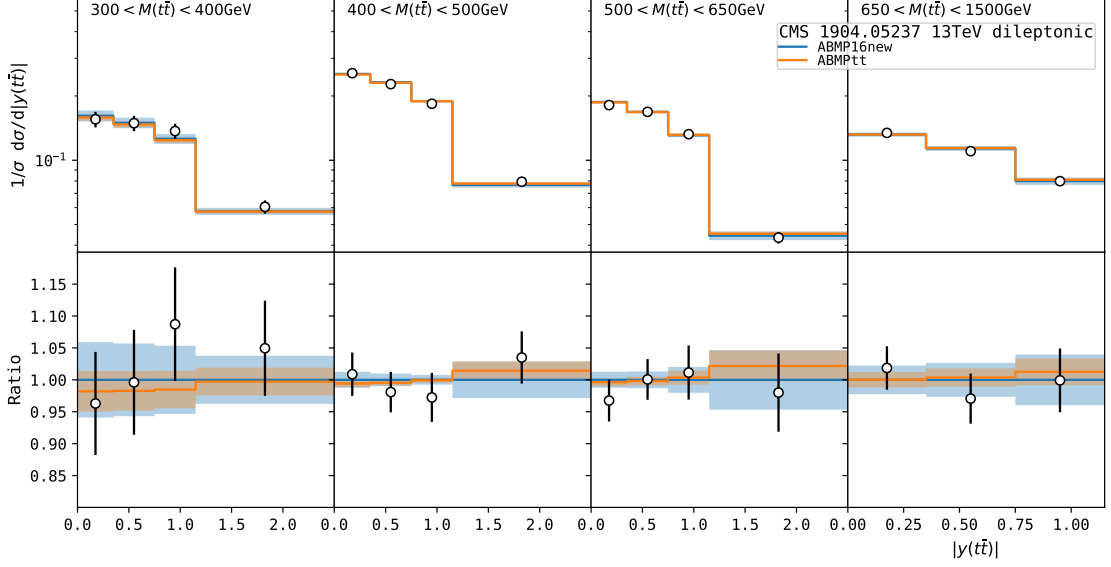


FIG. 9: NNLO theory predictions using as input the ABMPtt and ABMP16new PDFs for $|y(t\bar{t})|$ distributions in different $M(t\bar{t})$ bins vs. CMS experimental data at $\sqrt{s} = 13$ TeV from Ref. [13].

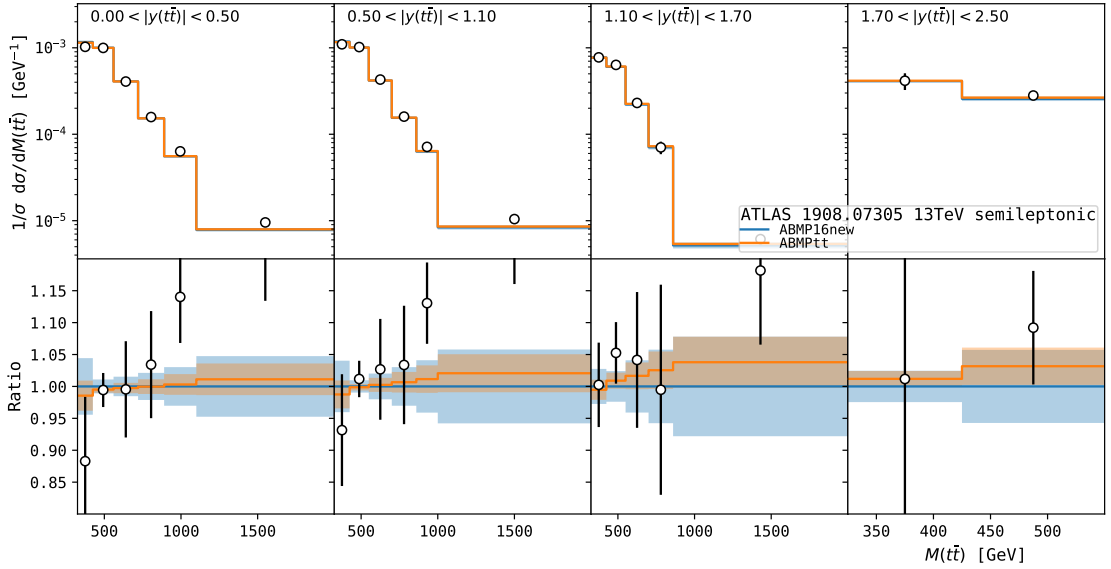


FIG. 10: NNLO theory predictions using as input the ABMPtt and the ABMP16new PDFs for $M(t\bar{t})$ distributions in different $|y(t\bar{t})|$ bins vs. ATLAS experimental data at $\sqrt{s} = 13$ TeV from Ref. [12].

and 9, respectively, and we observe good compatibility of those data with the NNLO predictions of the ABMPtt PDFs. The comparison with the double-differential normalized ATLAS data in the semileptonic and all-hadronic channel also used in the fit is shown in Figs. 10 and 11. In all cases, the predictions with the ABMP16new PDFs, not including these data but just the same data as the ABMP16 fit and improved DY grids with respect to the latter (see subsection II C), show also overall good agreement with the data, as could be expected from the results of Ref. [66].

The $\sqrt{s} = 8$ TeV double-differential distributions by CMS in the dileptonic channel from

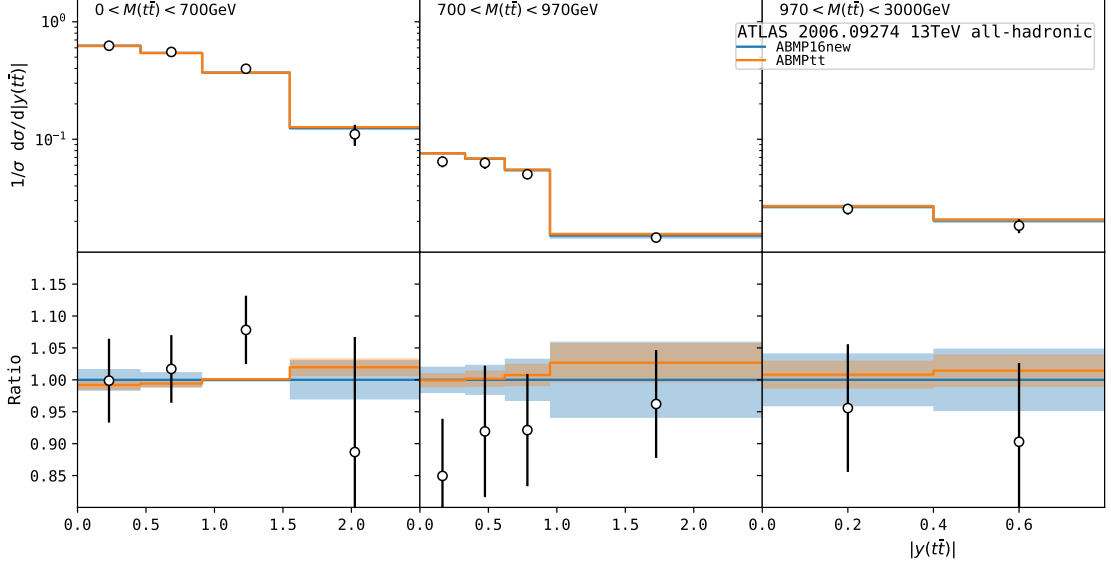


FIG. 11: NNLO theory predictions using as input the ABMPtt and the ABMP16new PDFs for $|y(t\bar{t})|$ distributions in different $M(t\bar{t})$ bins vs. ATLAS experimental data at $\sqrt{S} = 13$ TeV from Ref. [10].

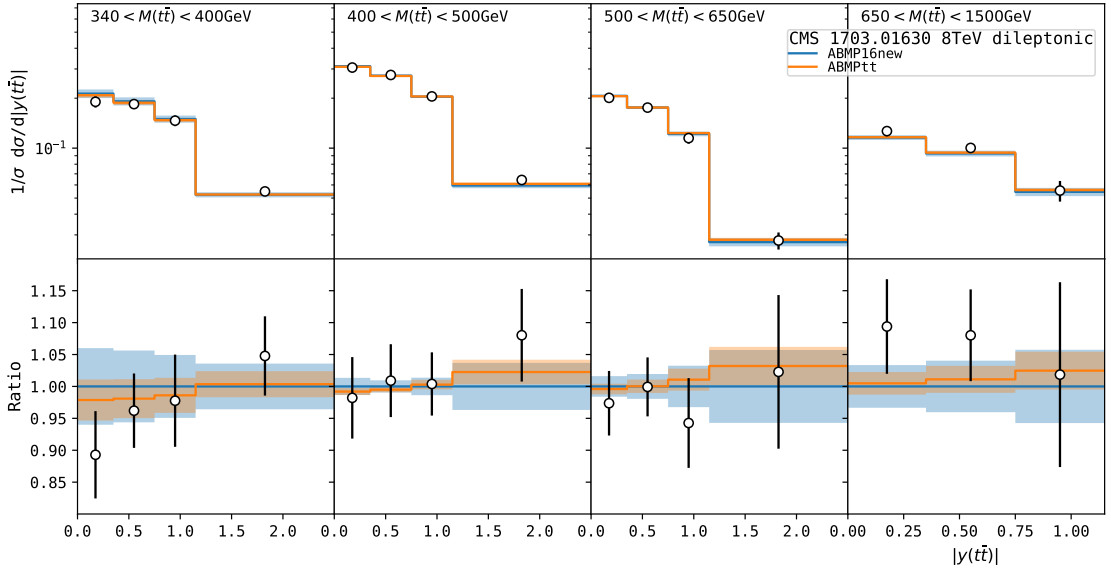


FIG. 12: NNLO theory predictions using as input the ABMPtt and ABMP16new PDFs for $|y(t\bar{t})|$ distributions in different $M(t\bar{t})$ bins vs. CMS experimental data at $\sqrt{S} = 8$ TeV from Ref. [15].

Ref. [15], not used in any variant of the ABMP16 fit, but used in many other global PDF fits, are shown in Fig. 12, finding agreement within theoretical and experimental uncertainties in almost all bins. The single-differential distributions at $\sqrt{S} = 7$ TeV and 8 TeV by ATLAS from Refs. [30, 31, 33], not used in any variant of the ABMP16 fit, but used in various global PDF fits, are shown in Fig. 13. One should observe that theory predictions turn out to underestimate data at small $M(t\bar{t})$ and overestimate them at large $M(t\bar{t})$, a trend absent in the case of the ATLAS semileptonic analysis at $\sqrt{S} = 7$ TeV [31] (shown in the same figure), but similar to the one also

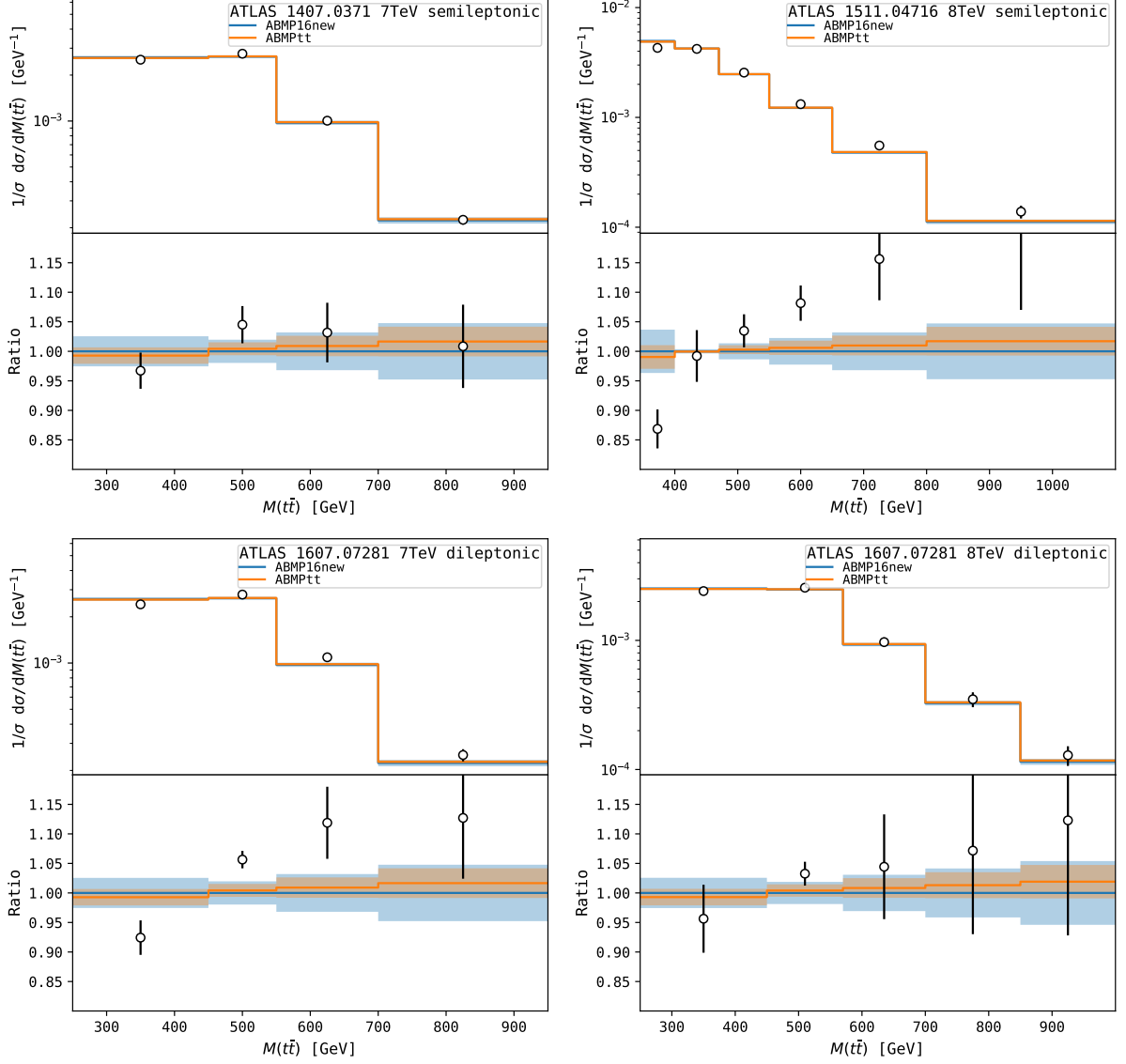


FIG. 13: NNLO theory predictions using as input the ABMPtt and ABMP16new PDFs for $M(t\bar{t})$ distributions vs. ATLAS experimental data at $\sqrt{S} = 7$ and 8 TeV from Ref. [30, 31, 33].

observed in the analysis of ATLAS semileptonic data at $\sqrt{S} = 13$ TeV (see Fig. 6 and discussion in Section III), although in an attenuated form.

Finally, the comparison of NNLO theory predictions using as input the most general ABMPtt fit, as well as the ABMP16new fit, with the most recent experimental data on inclusive double-differential cross-sections in the dileptonic channel, as published by CMS in Ref. [14], is shown in Fig. 14. As discussed in Section II B, this dataset is not yet included in any variant of the ABMPtt fit. One can observe a good level of agreement between theory predictions and experimental data in almost all bins.

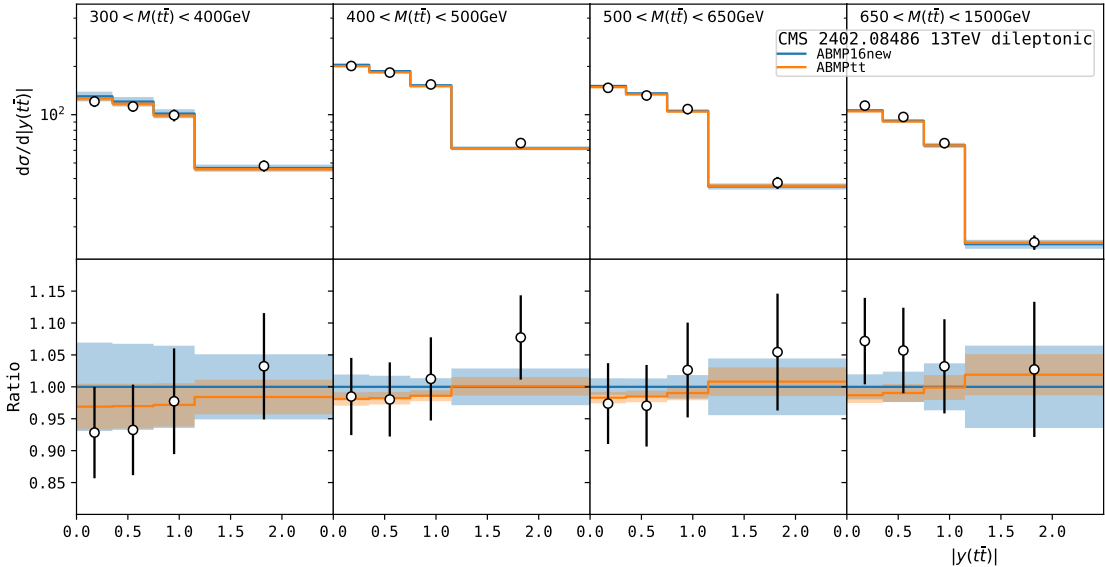


FIG. 14: NNLO theory predictions using as input the ABMPtt and ABMP16new PDFs for $|y(t\bar{t})|$ distributions in different $M(t\bar{t})$ bins vs. recent CMS experimental data at $\sqrt{S} = 13$ TeV from Ref. [14]

B. PDF results

A comparison of the PDFs for gluon, sea and valence quarks in the ABMPtt and ABMP16new fit for $n_f = 5$ and a scale $Q = 100$ GeV is shown in Fig. 15. The gluon in the ABMPtt fit is slightly smaller (maximum 2%) than in the baseline ABMP16new fit for $x < 10^{-1}$, whereas it becomes larger than the baseline at $x \gtrsim 0.2$, with a maximum difference of $\sim 8\%$ at $x \sim 0.5$, where, however, the uncertainties on the ABMP16new PDF fit are much larger. Thus, the top-quark data helps to further constrain the gluon PDF and to improve its accuracy in the ABMPtt fit. The sea-quark distribution remains approximately the same in the two fits for $x < 2 \cdot 10^{-2}$, whereas, for larger x values, the sea-quark distribution in the ABMPtt fit is larger than in the baseline. The light-flavor distribution is only moderately affected by the inclusion of the top-quark data in the fit. For the valence up-quark PDF we observe up to 2% difference, whereas the valence down-quark distribution shows bigger differences with respect to the baseline, especially in the region $0.2 < x < 0.5$, with the uncertainties remaining approximately the same, in both cases. All shifts of the central values of the gluon, sea- and valence-quark distributions observed in the ABMPtt compared to the ABMP16new PDFs, and also the published ABMP16 PDFs, are within the 1σ uncertainty bands. For the latter, this is shown in Appendix B.

In order to illustrate in more detail the impact of top-quark data on the gluon PDF, we have extracted it from variants of the fit, where we include specific groups of datasets at a given time. In particular, in Fig. 16 we plot the percentage differences between the gluon distributions extracted from the variants analyzed in Table II and the ABMP16 one as a function of x at the starting scale $\mu = 3$ GeV and evolved to $\mu = 100$ GeV. The gluon distributions in the ABMPtt fit variants are compatible with the ABMP16 one, and present uncertainties decreased by a factor ~ 2 with respect to ABMP16 in the large x region, $x \gtrsim 0.1$. The ATLAS and CMS datasets point towards opposite trends of $g(x)$ at large x . ATLAS prefers a larger $g(x)$, related to the fact that the ATLAS semileptonic data tend to be larger than theory predictions at large $M(t\bar{t})$ (see discussion in section III A and Fig. 6). Note that this trend is not visible for the ATLAS all-hadronic data of

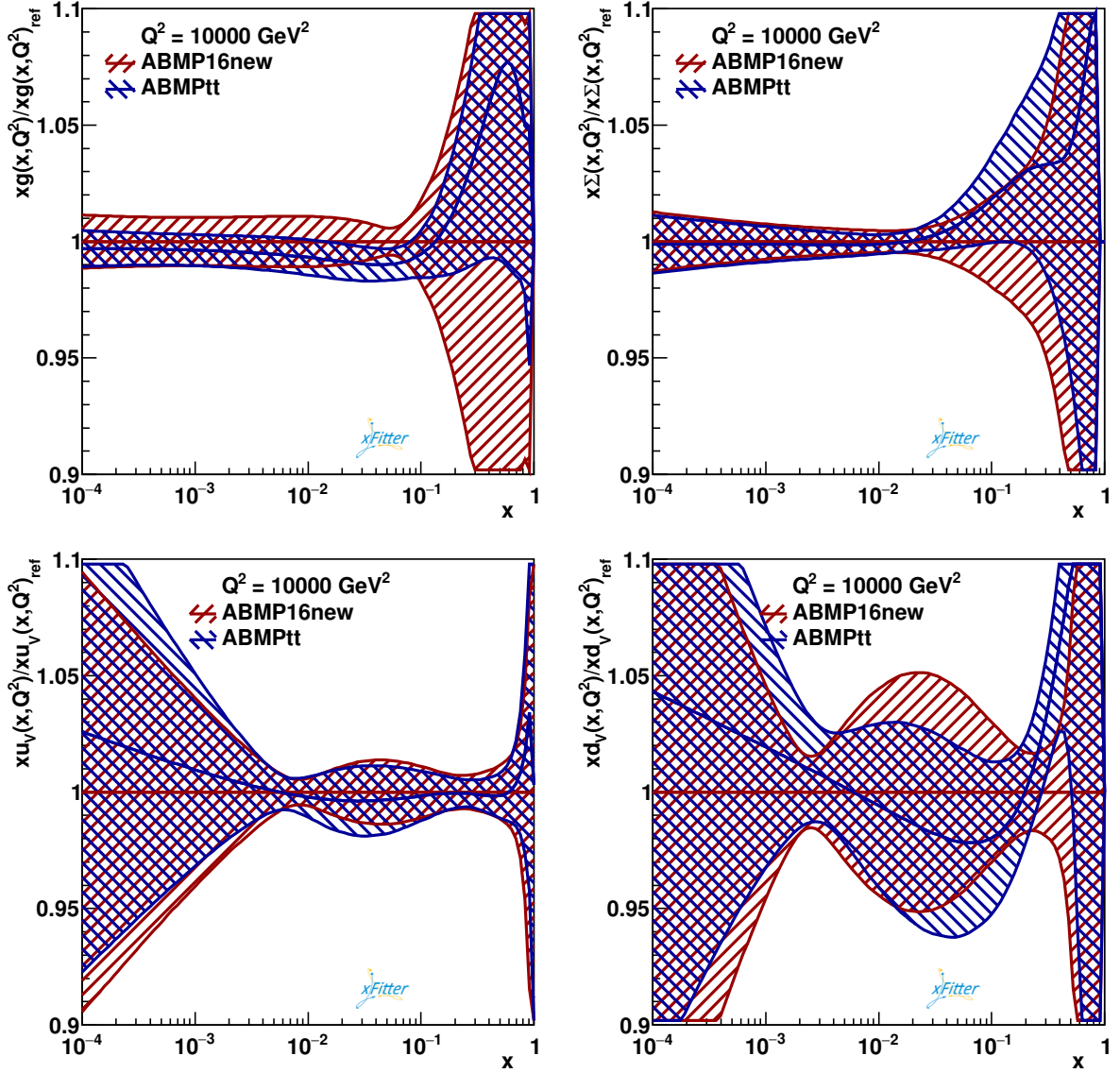


FIG. 15: Ratio of the gluon, sea-quark, valence up- and down-quark PDFs in the ABMPtt fit to the variant ABMP16new at a scale $Q = 100$ GeV for $n_f = 5$. See the text for more detail.

Fig. 7, that, however, have a smaller weight in the analysis, due to the larger uncertainties. At low scales μ , the behavior of $g(x)$ in the fit including both ATLAS and CMS datasets is dominated by the CMS semileptonic differential data, as is clear from comparing to the case where only CMS datasets are included, also shown in the left panel of Fig. 16. This trend is indeed attenuated in the right panel of Fig. 16, due to the effect of QCD evolution that couples the quark and gluon PDFs, reducing the differences between different variants of the fit, and makes the gluon at large x also more sensitive to the value of $\alpha_s(M_Z)$.

Finally, we provide a comparison of the ABMPtt PDFs to other PDF sets in Fig. 17. For illustrative purposes, in Fig. 17 we compare our gluon distribution at a scale $\mu = 100$ GeV to other modern gluon PDFs [44–46, 51]. Fig. 17 shows that the gluon PDFs from CT18, MSHT20 and NNPDF4.0 are much larger for $x \gtrsim 5 \cdot 10^{-2}$, even by more than 50% around $x \sim 0.5$, while for

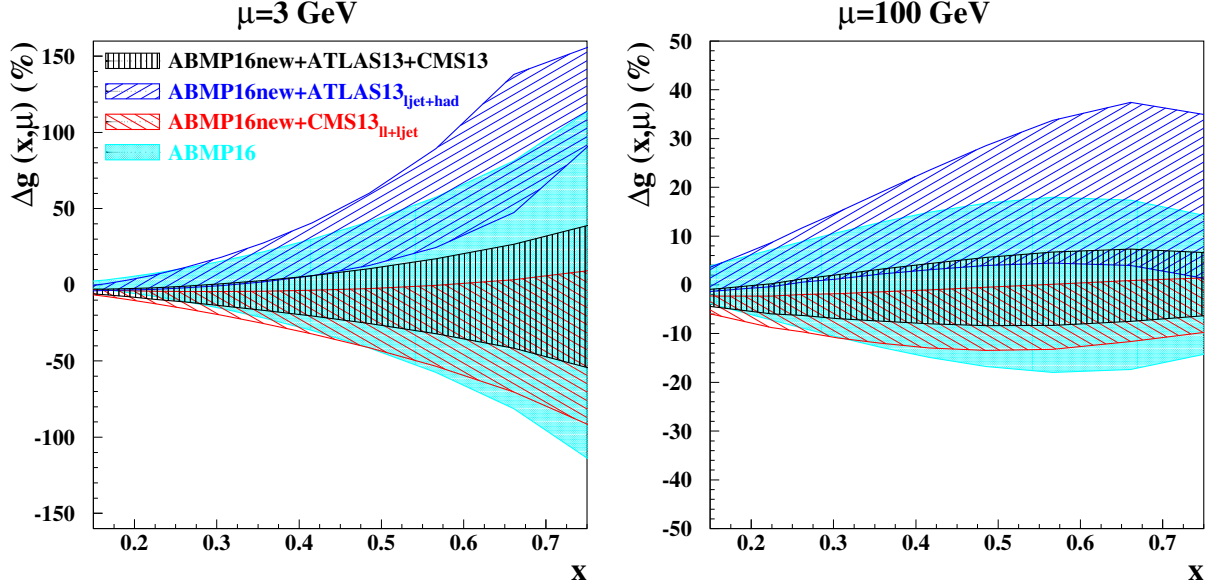


FIG. 16: Percentage difference of the gluon distribution as a function of x for the variants of the ABMPtt fit of Table II, including ATLAS $t\bar{t} + X$ double-differential cross-section datasets (right-tilted hatched area), CMS ones (left-tilted hatched areas), or both (vertical hatched area) and the ABMP16 case used as reference (light-blue solid area). The left panel refers to factorization scale $\mu = 3$ GeV and $n_f = 3$, whereas the right panel refers to $\mu = 100$ GeV and $n_f = 5$.

$x \lesssim 10^{-2}$ all these gluon PDFs are smaller than ABMPtt by $\sim 5\%$. The uncertainty band of CT18⁶ is mostly overlapping with the ABMPtt one in the range plotted. The uncertainty on the gluon PDF is largest for CT18, followed by MSHT20, while those of ABMPtt and NNPDF4.0 are of similar size. The origin of the observed differences for older versions of these PDFs have been investigated and explained in previous studies (see, e.g., Refs. [42, 92, 93]). We recall, that each of those other global fits (CT18, MSHT20 and NNPDF4.0) uses particular values for the on-shell top-quark mass m_t^{pole} and the strong coupling $\alpha_s(M_Z)$, which are not necessarily the same, and also fixed before the fit, instead of being determined simultaneously with the PDFs. Such an approach lacks important correlations between those parameters and the gluon PDF. The differences in the gluon PDFs reported here (together with the extracted $\alpha_s(M_Z)$ value) have direct consequences in phenomenology, for example for the predicted cross section for Higgs boson production at the LHC (see e.g. [92, 94]).

C. Top-quark mass

The simultaneous determination of the PDFs, $m_t(m_t)$ and $\alpha_s(M_Z)$ in the ABMPtt global fit leads to the following results. We obtain for the strong coupling in the $n_f = 5$ flavor scheme at NNLO

⁶ The PDF uncertainties of the CT18 set, evaluated at 90% confidence level, are rescaled to 68% confidence level for consistency with other PDF sets.

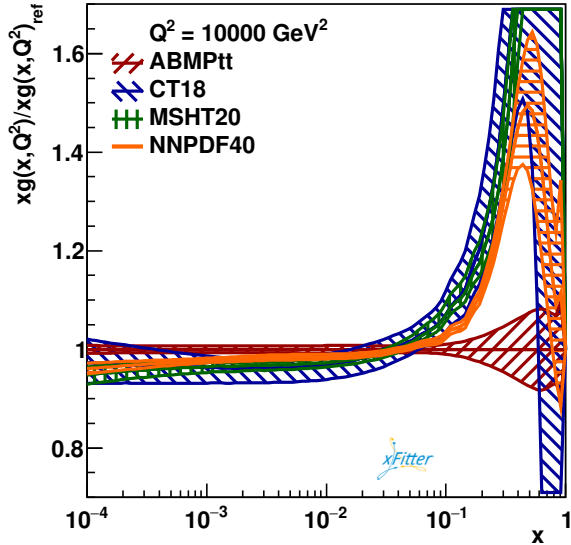


FIG. 17: Ratio of the gluon distributions in recent global fits (CT18, MSHT20, NNPDF4.0) with respect to the ABMPtt fit with $n_f = 5$ at a scale $Q=100$ GeV. See the text for more detail.

the best-fit value

$$\alpha_s^{(n_f=5)}(M_Z) = 0.1150 \pm 0.0009, \quad (1)$$

which is very similar, both in terms of central value, and in terms of uncertainty, to the ABMP16 one 0.1147 ± 0.0008 . For the top-quark mass in the $\overline{\text{MS}}$ scheme [95] we obtain at NNLO the best-fit value

$$m_t(m_t) = 160.6 \pm 0.6 \text{ GeV}, \quad (2)$$

which is slightly smaller, but also well compatible with the ABMP16 one 160.9 ± 1.1 GeV, and with uncertainties reduced by a factor of approximately two. Eq. (2) corresponds to $m_t^{\text{pole}} = 170.2 \pm 0.7$ GeV in the on-shell scheme. The charm- and bottom-quark masses $m_c(m_c)$ and $m_b(m_b)$ are almost identical to the ones obtained in the ABMP16 fit, since they are derived from the same input data, see also Appendix A.

In Fig. 18, the two $m_t(m_t)$ values from ABMPtt and ABMP16 are depicted together with their uncertainty bands (the central values lie in the middle of the bands), and are further compared to the values of $m_t(m_t)$ from the variants of the ABMPtt analysis where only a single dataset with double-differential $t\bar{t} + X$ cross-section is considered at a time (see also Tab. I). The $m_t(m_t)$ values for all these analyses are compatible among each other. The analysis including only the CMS semileptonic dataset, that prefers a slightly smaller $m_t(m_t)$ value with respect to the ABMP16 and ABMPtt cases, is still compatible with the latter within 1.3σ . As an illustration of the correlation between the $m_t(m_t)$ and $\alpha_s(M_Z)$ values, in Table III the results for the extraction of $m_t(m_t)$ using as input different fixed values of $\alpha_s(M_Z)$ are reported. One can see an approximately linear increase of $m_t(m_t)$ with $\alpha_s(M_Z)$, with a correlation coefficient decreased with respect to the ABMP16 and the ABMP16new fits, as shown in Fig. 19. Altogether, our findings confirm that the double-differential distributions considered in this analysis, differential in $M(t\bar{t})$ and in $y(t\bar{t})$, are not particularly sensitive to $\alpha_s(M_Z)$. To increase the sensitivity to the latter, one should use

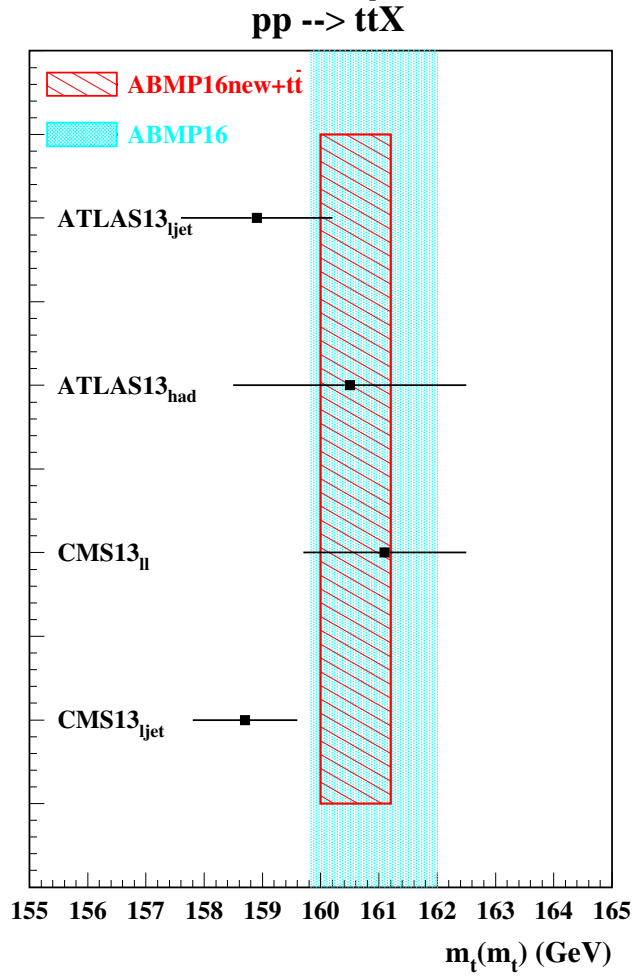


FIG. 18: The values of $m_t(m_t)$ obtained in the variants of present analysis including one single $t\bar{t}$ dataset (dots) compared to the band of present analysis (hatches) and the one of ABMP16 (shaded area).

distributions differential in the number of jets. For $t\bar{t}j$, $t\bar{t}jj$, $t\bar{t}jjj$, etc., however, theory predictions at NNLO accuracy are not yet available. For the time being, the uncertainty on $\alpha_s(M_Z)$ is driven by correlations, considering that the scale evolution of quarks, gluons and the strong coupling $\alpha_s(\mu)$ are all coupled, and, as a consequence, there are a number of processes not involving top quarks, sensitive to α_s included in the fit. In particular, as even in the previous ABMP16 fit, DIS data have relevant impact on constraining $\alpha_s(M_Z)$ at low scales, whereas DY and other LHC data play a role at larger scale.

Finally, as a cross-check of the robustness of our results, the pulls of total cross sections for $t\bar{t} + X$ and $(t + X) + (\bar{t} + X)$ production at the Tevatron and the LHC, considering the most updated selection of measurements performed by the LHC Top Working Group, are shown in Figs. 20 and 21 (we recall that these data are also included in all the ABMPtt variants of the fits presented in Fig. 16 and in Tables II and III). In the case of $t\bar{t} + X$, agreement of theory predictions using as input the most general version of the ABMPtt fit with the data is reached within $\sim 2\sigma$'s. A simultaneous description of the combination of the experimental data from the ATLAS and CMS collaborations at $\sqrt{S} = 7$ and 8 TeV is possible within 1.5σ 's, pointing to some tension among the two. Our theory predictions overestimate the experimental data at $\sqrt{S} = 13.6$ TeV released for the first time by ATLAS and CMS, that are however accompanied by still large uncertainties.

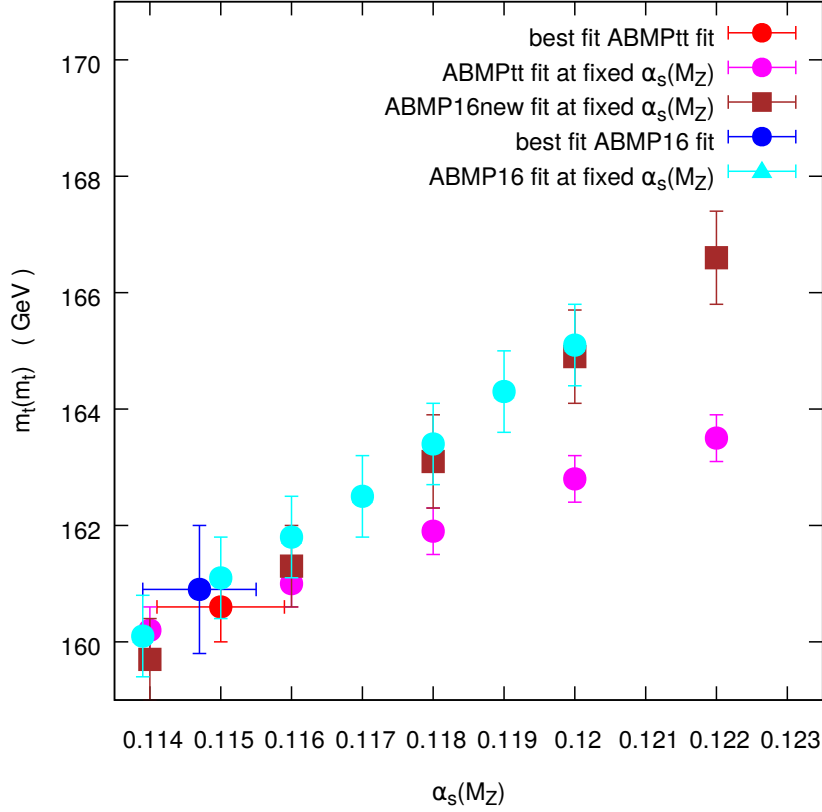


FIG. 19: Values of $m_t(m_t)$ (extracted together with the PDFs) at fixed $\alpha_s(M_Z)$, for the ABMP16, the ABMP16new and the ABMPtt fits. In the case of ABMP16 and ABMPtt, the best fit values of $m_t(m_t)$ and $\alpha_s(M_Z)$ are also shown, considering the most general analyses, where also $\alpha_s(M_Z)$ is allowed to vary simultaneously with the PDFs and $m_t(m_t)$.

$\alpha_s(M_Z, N_f = 5)$		$m_t(m_t)$ (GeV)	
		ABMP16tt	ABMP16new
Fitted	0.1150(9)	160.6(6)	
Fixed	0.114	160.2(4)	159.7(7)
	0.116	161.0(4)	161.3(7)
	0.118	161.9(4)	163.1(8)
	0.120	162.8(4)	164.9(8)
	0.122	163.5(4)	166.6(8)

TABLE III: The values of $m_t(m_t)$ obtained with different values of $\alpha_s(M_Z)$ for the ABMP16tt and ABMP16new fits.

Future Run 3 data will help clarify this discrepancy. On the other hand, in the case of single-top hadroproduction, an excellent agreement of our theory predictions with all considered datasets,

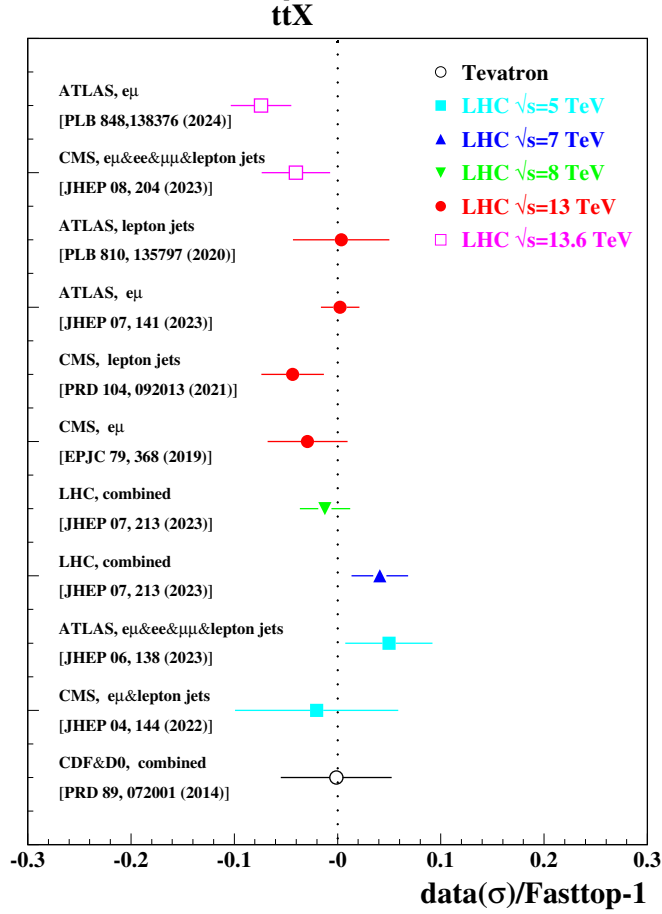


FIG. 20: Pulls obtained in present ABMPtt analysis for the inclusive total cross sections for $t\bar{t} + X$ production at Tevatron and various LHC energies, considering the selection of measurements by the LHC Top Working Group [85] (see text for more detail).

including those with small uncertainty bands, is found, as evident from Fig. 21.

D. LHAPDF library

The ABMPtt PDFs are available as grids in the format of the LHAPDF library (version 6) [90]⁷. For a fixed number of flavors, $n_f = 3, 4$ and 5 , at NNLO, the grids are named

```
ABMPtt_3_nnlo (0+29),
ABMPtt_4_nnlo (0+29),
ABMPtt_5_nnlo (0+29),
```

and contain the central fit (set 0) together with additional 29 sets for the combined symmetric PDF uncertainties (including variations of the values of α_s and the heavy-quark masses). The latter correspond to $\pm 1\sigma$ -variations. The LHAPDF grids contain values of the heavy-quark masses

⁷ See <http://projects.hepforge.org/lhapdf>.

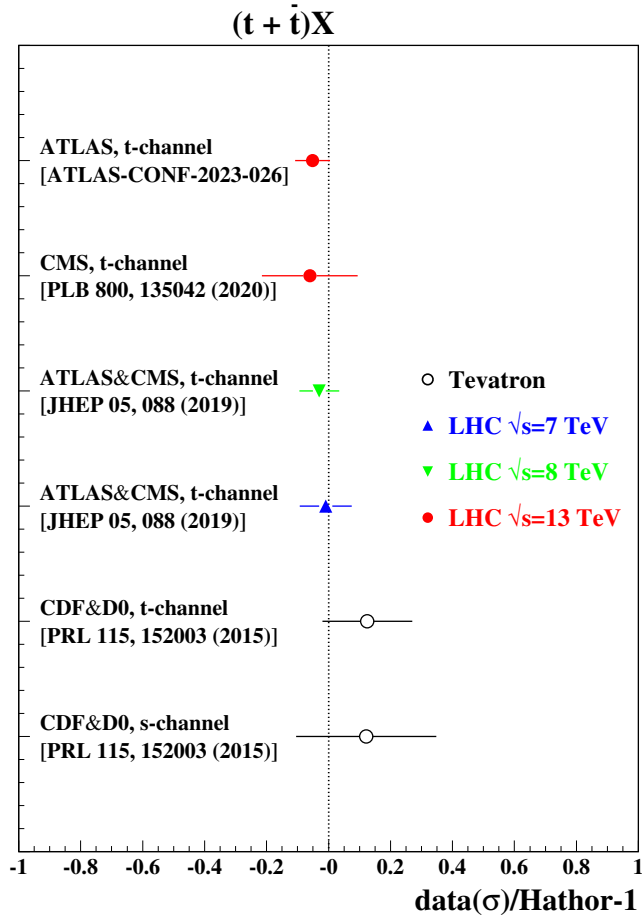


FIG. 21: Same as Fig. 20 for the single-top inclusive cross sections at the Tevatron and the LHC, considering the selection of measurements by the *LHCtopWG* [85] (see text for more detail).

$m_c(m_c)$, $m_b(m_b)$ and $m_t(m_t)$ in the $\overline{\text{MS}}$ scheme. They are correlated with the PDF parameters and they are different for each of the 29 PDF sets. Appendix A contains also values for the corresponding bottom- and the top-quark pole masses, m_b^{pole} and m_t^{pole} .

The PDF sets for fixed $n_f = 3, 4$ and 5 flavors at NNLO use the corresponding strong couplings $\alpha_s^{(n_f=3)}$, $\alpha_s^{(n_f=4)}$ and $\alpha_s^{(n_f=5)}$, which can be related by the standard decoupling relations in QCD. The PDF set with three light-quark flavors `ABMPtt_3_nnlo` is valid at all perturbative scales $\mu \gtrsim 1$ GeV, whereas the PDFs sets for $n_f = 4$ or 5, `ABMPtt_4_nnlo` or `ABMPtt_5_nnlo`, are only meaningful at scales, which are much larger than the charm- or bottom-quark masses, where the decoupling is usually done. See also Ref. [42] for additional explanations.

IV. CONCLUSIONS AND OUTLOOK

We have shown that the use of state-of-the-art data on absolute total inclusive and normalized cross sections double differential in $M(t\bar{t})$ and $y(t\bar{t})$ in a simultaneous NNLO fit of PDFs, $\alpha_s(M_Z)$ and $m_t(m_t)$ following the ABMP methodology, leads to a reduction of the uncertainties by a factor ~ 2 on both the gluon PDF and the $m_t(m_t)$ value, with respect to the previous ABMP16 fit. The latter was based on a much smaller set of data, using only $t\bar{t} + X$ and $(t + X) + (\bar{t} + X)$ total cross-

sections data from Run 1 and Run 2 published up to 2016. The value of $\alpha_s(M_Z)$ remains essentially unchanged, and its correlation with the top-quark mass is somewhat decreased. Improvements in the determination of $\alpha_s(M_Z)$ with LHC data would require a fit to data differential in the number of jets, considering the α_s dependence in the vertices for light-parton emission. Thus, a simultaneous analysis of $t\bar{t}$ data, and jet data from hadroproduction and DIS could be relevant in this respect and is within reach although computationally extremely expensive and, therefore, beyond the scope of this paper, where we intentionally limited our focus to the impact of top-quark related data on PDFs. Moreover, NNLO theory predictions for $t\bar{t}+1$ or more jets are not yet available.

While single-top total inclusive cross-section data from both the Tevatron and the LHC are all very well compatible with the present fit, the description of some of the $t\bar{t}+X$ datasets at the LHC looks more problematic. In particular the $l+j$ double-differential dataset by ATLAS turns out to be in slight tension with the all-hadronic one and with the dileptonic and semileptonic double-differential datasets by CMS. The combined ATLAS+CMS results for total inclusive $t\bar{t}$ cross sections at $\sqrt{S} = 7$ and 8 TeV point also to a slight tension among each other, while our theory description overestimates the new inclusive $t\bar{t}$ data at 13.6 TeV (Run 3). These tensions are in any case resolved within 2σ 's, and will benefit from the repetition of the Run 2 and Run 3 analyses with an increased integrated luminosity. On the other hand, the $l+j$ double-differential data by CMS, corresponding to a much larger integrated luminosity, are well described by the theory and drive our fit, considering their small uncertainties. We emphasize that efforts by the ATLAS and CMS collaborations to combine their differential measurements in different channels would indeed be very useful and help in better understanding systematics and correlations, as well as with discovering possible issues that might affect some of the datasets.

We emphasize that our NNLO computations, using the MATRIX+PineAPPL framework, are exact, not involving any approximation or any K -factor, often used in NNLO fits notwithstanding the risk of distortion of predictions for differential distributions. However, considering that the q_T -subtraction method, used in MATRIX for canceling infrared divergences, is non-local, we are neglecting the possible effects of consequent power corrections on our predictions, that we have estimated of the order of $\lesssim 1\%$ on the basis of comparisons with predictions using the STRIPPER local subtraction method.

This work made use of top-quark data collected by ATLAS and CMS in a limited rapidity range, up to $|y(t\bar{t})| < 2.5$, which are extrapolated to the full phase space in order to determine total inclusive cross sections. The uncertainties related to this extrapolation are included in the errorbars of their experimental datapoints. As a future study, it will be interesting to include in our analysis even LHCb data, which probes the region $2 < y(t\bar{t}) < 4.5$, that for the time being are however only available with fiducial cuts. This can, potentially, both verify the correctness of these extrapolations, and constrain the gluon distribution at even larger x values than currently accessed. So far, the LHCb collaboration has provided analyses of $t\bar{t}+X$ events in Refs. [96, 97], however, without performing an extrapolation to the full phase-space.

We have assumed that the unfolding procedure to reconstruct top quarks implemented in the experimental analyses used as a basis of this work is independent from the definition of top-quark mass in the Monte Carlo codes, m_t^{MC} . This requires that the experimental collaborations provide robust estimates for all possible uncertainties affecting the unfolding procedure, which are included in the quoted uncertainty for the top-quark mass. On the other hand, the relation between m_t^{MC} and the top-quark mass in well defined renormalization schemes, such as the on-shell or the $\overline{\text{MS}}$ scheme, is still topic of study (see e.g. [98] and references therein). Thus, the results are subject to additional uncertainties related to the difference between m_t^{MC} and $m_t(m_t)$, which cannot be fully quantified at present. It is of paramount importance to address this topic

with further improved theory predictions, in order to scrutinize the pressing issue of stability of the electroweak vacuum. The extracted value of m_t^{pole} points towards vacuum stability even at very high scales, see e.g. Refs. [99–101].

Follow-ups of this work may involve the use of improved theory predictions, including corrections due to the resummation of logarithms associated to soft-gluon production close to threshold and below it (Coulomb logarithms) (see, e.g., Ref. [102] for the evaluation of next-to-leading logarithmic contributions to the $M(t\bar{t})$ distribution arising from $t\bar{t}$ color-singlet and color-octet configurations in non-relativistic QCD). These corrections, mainly affecting the top-quark mass value, are not particularly important for our present fit, since the $M(t\bar{t})$ bins close to threshold are large enough. On the other hand, they might become particularly relevant when the size of the $M(t\bar{t})$ bins considered in the experimental analyses will become smaller, as plausible in the case of future high-luminosity data. In that case, it will be preferable to fit some short distance mass or m_t^{pole} instead of $m_t(m_t)$, considering the behavior of the latter very close to threshold (see e.g. [40, 81]).

Acknowledgements

We are grateful to Javier Mazzitelli for continuous assistance with the MATRIX code and for having provided us a special version of it, tailored to our needs. The work of S.A. and S.-O.M. has been supported in part by the Deutsche Forschungsgemeinschaft through the Research Unit FOR 2926, *Next Generation pQCD for Hadron Structure: Preparing for the EIC*, project number 40824754. The work of M.V.G. and S.-O.M. has been supported in part by the Bundesministerium für Bildung und Forschung under contract 05H21GUCCA. The work of O. Z. has been supported by the *Philipp Schwartz Initiative* of the Alexander von Humboldt foundation.

Appendix A: Parameters of ABMPtt PDFs

In Table IV we list the values of $\alpha_s(M_Z)$ and the heavy-quark masses emerging from their simultaneous fit with the ABMPtt PDFs for each of the eigenvectors. The values of the bottom- and top-quark masses in the on-shell scheme from the conversion of the masses in the $\overline{\text{MS}}$ scheme at three-loops, $m_b(m_b)$ and $m_t(m_t)$, using RunDec [103], are also provided.

Appendix B: ABMPtt vs. ABMP16new vs. ABMP16 PDFs

A comparison of the PDFs for gluon, sea and valence quarks in the ABMPtt, ABMP16new and ABMP16 fit for $n_f = 5$ and $Q = 100$ GeV is shown in Fig. 22.

[1] CMS collaboration, *First measurement of the top quark pair production cross section in proton-proton collisions at $\sqrt{s} = 13.6$ TeV*, *JHEP* **08** (2023) 204 [2303.10680].

[2] ATLAS collaboration, *Measurement of the $t\bar{t}$ cross section and its ratio to the Z production cross section using pp collisions at $\sqrt{s}=13.6$ TeV with the ATLAS detector*, *Phys. Lett. B* **848** (2024) 138376 [2308.09529].

PDF set	$\alpha_s^{(n_f=3)}(M_Z)$	$\alpha_s^{(n_f=5)}(M_Z)$	$m_c(m_c)$ [GeV]	$m_b(m_b)$ [GeV]	m_b^{pole} [GeV]	$m_t(m_t)$ [GeV]	m_t^{pole} [GeV]
0	0.10309	0.11498	1.258	3.790	4.485	160.63	170.15
1	0.10309	0.11498	1.258	3.790	4.485	160.63	170.15
2	0.10310	0.11499	1.258	3.790	4.485	160.63	170.16
3	0.10309	0.11498	1.258	3.790	4.485	160.63	170.15
4	0.10312	0.11502	1.258	3.790	4.485	160.63	170.16
5	0.10316	0.11507	1.258	3.790	4.486	160.63	170.16
6	0.10309	0.11499	1.258	3.790	4.485	160.63	170.15
7	0.10306	0.11494	1.258	3.790	4.484	160.63	170.15
8	0.10294	0.11478	1.258	3.790	4.481	160.63	170.13
9	0.10332	0.11529	1.258	3.790	4.491	160.63	170.18
10	0.10289	0.11473	1.258	3.790	4.479	160.63	170.13
11	0.10314	0.11505	1.256	3.790	4.486	160.63	170.16
12	0.10313	0.11504	1.257	3.790	4.486	160.63	170.16
13	0.10316	0.11504	1.274	3.790	4.486	160.63	170.16
14	0.10315	0.11506	1.255	3.790	4.486	160.63	170.16
15	0.10327	0.11522	1.257	3.789	4.489	160.62	170.17
16	0.10307	0.11496	1.259	3.789	4.483	160.63	170.15
17	0.10315	0.11500	1.259	3.888	4.592	160.62	170.15
18	0.10313	0.11499	1.258	3.861	4.562	160.65	170.18
19	0.10310	0.11500	1.259	3.789	4.484	160.61	170.13
20	0.10313	0.11503	1.257	3.800	4.497	160.67	170.20
21	0.10313	0.11503	1.257	3.794	4.490	160.59	170.12
22	0.10332	0.11528	1.256	3.791	4.492	160.84	170.40
23	0.10323	0.11515	1.261	3.791	4.489	160.66	170.20
24	0.10325	0.11519	1.258	3.798	4.498	160.71	170.26
25	0.10303	0.11490	1.255	3.799	4.493	160.64	170.16
26	0.10309	0.11499	1.260	3.788	4.483	160.55	170.07
27	0.10321	0.11513	1.257	3.792	4.490	160.66	170.20
28	0.10343	0.11543	1.256	3.796	4.500	161.13	170.72
29	0.10321	0.11514	1.258	3.787	4.485	160.79	170.34

TABLE IV: Values of $\alpha_s^{(n_f=3)}(M_Z)$, $\alpha_s^{(n_f=5)}(M_Z)$ and heavy-quark masses $m_c(m_c)$, $m_b(m_b)$ and $m_t(m_t)$ in the $\overline{\text{MS}}$ scheme obtained for the individual PDF sets of ABMP16. For bottom and top, also the values for pole masses m_b^{pole} and m_t^{pole} in the on-shell scheme are given.

- [3] ATLAS collaboration, *Measurement of the $t\bar{t}$ production cross-section and lepton differential distributions in $e\mu$ dilepton events from pp collisions at $\sqrt{s} = 13$ TeV with the ATLAS detector*, *Eur. Phys. J. C* **80** (2020) 528 [[1910.08819](#)].
- [4] CMS collaboration, *Measurement of the $t\bar{t}$ production cross section using events in the $e\mu$ final state in pp collisions at $\sqrt{s} = 13$ TeV*, *Eur. Phys. J. C* **77** (2017) 172 [[1611.04040](#)].
- [5] CMS collaboration, *Measurement of the $t\bar{t}$ production cross section, the top quark mass, and the strong coupling constant using dilepton events in pp collisions at $\sqrt{s} = 13$ TeV*, *Eur. Phys. J. C* **79** (2019) 368 [[1812.10505](#)].

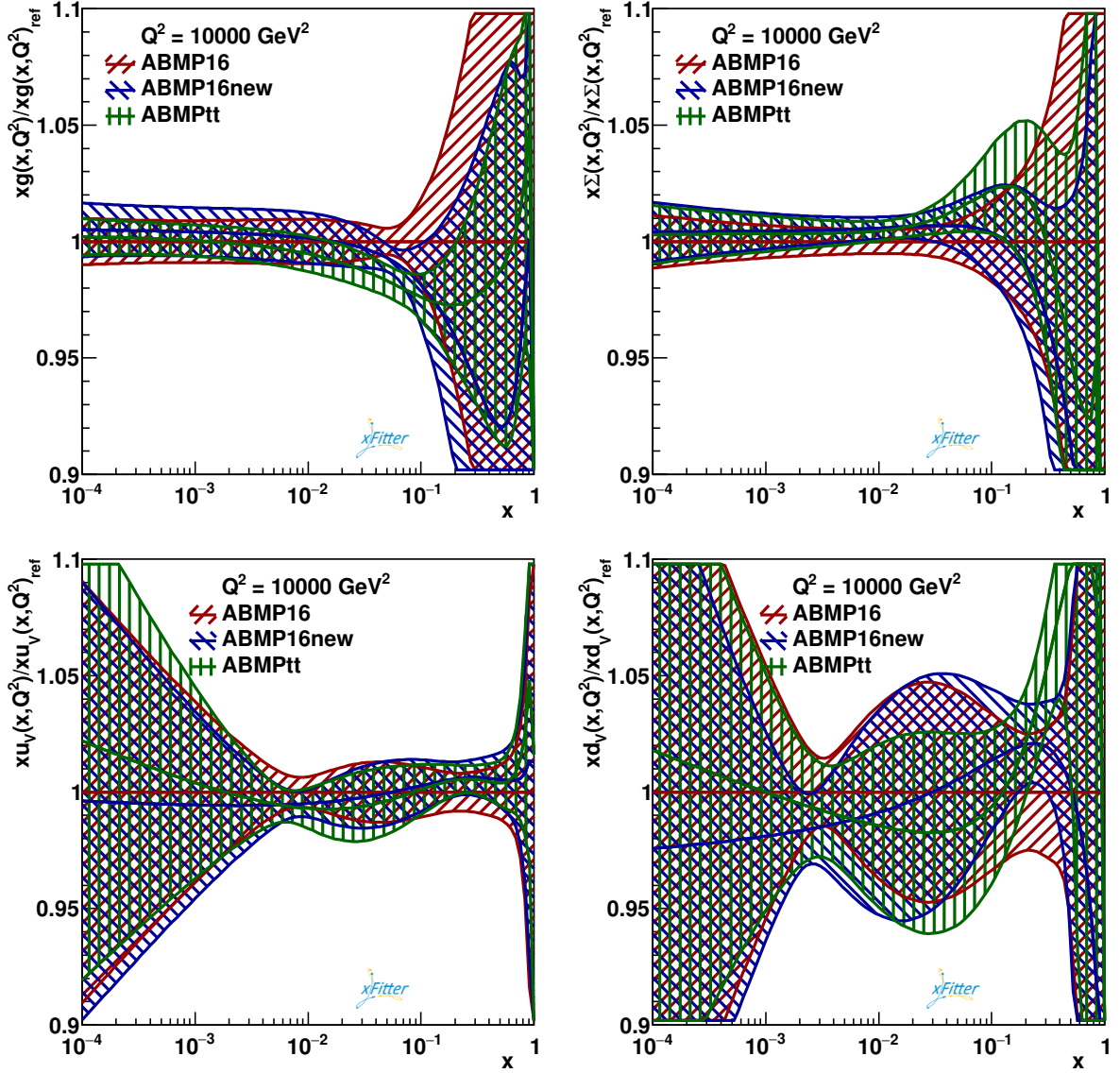


FIG. 22: Ratio of the gluon, sea-quark, valence up- and down-quark distributions in the ABMPtt and ABMP16new fits with respect to the published ABMP16 PDFs at a scale $Q = 100$ GeV for $n_f = 5$.

- [6] CMS collaboration, *Measurement of the $t\bar{t}$ production cross section at 13 TeV in the all-jets final state*, *CMS-PAS-TOP-16-013* (2016) .
- [7] ATLAS collaboration, *Measurement of the $t\bar{t}$ production cross-section in the lepton+jets channel at $\sqrt{s} = 13$ TeV with the ATLAS experiment*, *Phys. Lett. B* **810** (2020) 135797 [[2006.13076](#)].
- [8] ATLAS collaboration, *Inclusive and differential cross-sections for dilepton $t\bar{t}$ production measured in $\sqrt{s} = 13$ TeV pp collisions with the ATLAS detector*, *JHEP* **07** (2023) 141 [[2303.15340](#)].
- [9] ATLAS collaboration, *Measurements of top-quark pair differential and double-differential cross-sections in the ℓ +jets channel with pp collisions at $\sqrt{s} = 13$ TeV using the ATLAS detector*, *Eur. Phys. J. C* **79** (2019) 1028 [[1908.07305](#)].
- [10] ATLAS collaboration, *Measurements of top-quark pair single- and double-differential*

- cross-sections in the all-hadronic channel in pp collisions at $\sqrt{s} = 13$ TeV using the ATLAS detector, *JHEP* **01** (2021) 033 [2006.09274].
- [11] CMS collaboration, Measurement of differential $t\bar{t}$ production cross sections in the full kinematic range using lepton+jets events from proton-proton collisions at $\sqrt{s} = 13$ TeV, *Phys. Rev. D* **104** (2021) 092013 [2108.02803].
- [12] ATLAS collaboration, Measurements of top-quark pair differential and double-differential cross-sections in the ℓ +jets channel with pp collisions at $\sqrt{s} = 13$ TeV using the ATLAS detector, *Eur. Phys. J. C* **79** (2019) 1028 [1908.07305].
- [13] CMS collaboration, Measurement of $t\bar{t}$ normalised multi-differential cross sections in pp collisions at $\sqrt{s} = 13$ TeV, and simultaneous determination of the strong coupling strength, top quark pole mass, and parton distribution functions, *Eur. Phys. J. C* **80** (2020) 658 [1904.05237].
- [14] CMS collaboration, Differential cross section measurements for the production of top quark pairs and of additional jets using dilepton events from pp collisions at $\sqrt{s} = 13$ TeV, 2402.08486.
- [15] CMS collaboration, Measurement of double-differential cross sections for top quark pair production in pp collisions at $\sqrt{s} = 8$ TeV and impact on parton distribution functions, *Eur. Phys. J. C* **77** (2017) 459 [1703.01630].
- [16] ATLAS collaboration, Measurement of the $t\bar{t}$ production cross-section using $e\mu$ events with b -tagged jets in pp collisions at $\sqrt{s} = 7$ and 8 TeV with the ATLAS detector, *Eur. Phys. J. C* **74** (2014) 3109 [1406.5375].
- [17] ATLAS collaboration, Simultaneous measurements of the $t\bar{t}$, W^+W^- , and $Z/\gamma^* \rightarrow \tau\tau$ production cross-sections in pp collisions at $\sqrt{s} = 7$ TeV with the ATLAS detector, *Phys. Rev. D* **91** (2015) 052005 [1407.0573].
- [18] CMS collaboration, Measurement of the t - t bar production cross section in the e - μ channel in proton-proton collisions at $\sqrt{s} = 7$ and 8 TeV, *JHEP* **08** (2016) 029 [1603.02303].
- [19] CMS collaboration, Measurements of the $t\bar{t}$ production cross section in lepton+jets final states in pp collisions at 8 TeV and ratio of 8 to 7 TeV cross sections, *Eur. Phys. J. C* **77** (2017) 15 [1602.09024].
- [20] ATLAS collaboration, Measurement of the top quark pair production cross-section with ATLAS in pp collisions at $\sqrt{s} = 7$ TeV in the single-lepton channel using semileptonic b decays, ATLAS-CONF-2012-131 (2012).
- [21] ATLAS collaboration, Measurements of the top quark branching ratios into channels with leptons and quarks with the ATLAS detector, *Phys. Rev. D* **92** (2015) 072005 [1506.05074].
- [22] CMS collaboration, Measurement of the Top Quark Pair Production Cross Section in pp Collisions at $\sqrt{s} = 7$ TeV in Dilepton Final States Containing a τ , *Phys. Rev. D* **85** (2012) 112007 [1203.6810].
- [23] CMS collaboration, Measurement of the $t\bar{t}$ Production Cross Section in the τ +Jets Channel in pp Collisions at $\sqrt{s} = 7$ TeV, *Eur. Phys. J. C* **73** (2013) 2386 [1301.5755].
- [24] CMS collaboration, Measurement of the $t\bar{t}$ Production Cross Section in the All-Jet Final State in pp Collisions at $\sqrt{s} = 7$ TeV, *JHEP* **05** (2013) 065 [1302.0508].
- [25] ATLAS collaboration, Measurement of the $t\bar{t}$ production cross section in the τ +jets channel using the ATLAS detector, *Eur. Phys. J. C* **73** (2013) 2328 [1211.7205].
- [26] ATLAS collaboration, Measurement of the top pair production cross section in 8 TeV proton-proton collisions using kinematic information in the lepton+jets final state with ATLAS, *Phys. Rev. D* **91** (2015) 112013 [1504.04251].
- [27] CMS collaboration, Measurement of the $t\bar{t}$ Production Cross Section in pp Collisions at $\sqrt{s} = 8$ TeV in Dilepton Final States Containing One τ Lepton, *Phys. Lett. B* **739** (2014) 23 [1407.6643].

- [28] ATLAS collaboration, *Measurement of the $t\bar{t}$ production cross section in the τ + jets final state in pp collisions at $\sqrt{s} = 8$ TeV using the ATLAS detector*, *Phys. Rev. D* **95** (2017) 072003 [[1702.08839](#)].
- [29] CMS collaboration, *Measurement of the $t\bar{t}$ production cross section in the all-jets final state in pp collisions at $\sqrt{s} = 8$ TeV*, *Eur. Phys. J. C* **76** (2016) 128 [[1509.06076](#)].
- [30] ATLAS collaboration, *Measurement of top quark pair differential cross-sections in the dilepton channel in pp collisions at $\sqrt{s} = 7$ and 8 TeV with ATLAS*, *Phys. Rev. D* **94** (2016) 092003 [[1607.07281](#)].
- [31] ATLAS collaboration, *Measurements of normalized differential cross sections for $t\bar{t}$ production in pp collisions at $\sqrt{s} = 7$ TeV using the ATLAS detector*, *Phys. Rev. D* **90** (2014) 072004 [[1407.0371](#)].
- [32] CMS collaboration, *Measurement of the differential cross section for top quark pair production in pp collisions at $\sqrt{s} = 8$ TeV*, *Eur. Phys. J. C* **75** (2015) 542 [[1505.04480](#)].
- [33] ATLAS collaboration, *Measurements of top-quark pair differential cross-sections in the lepton+jets channel in pp collisions at $\sqrt{s} = 8$ TeV using the ATLAS detector*, *Eur. Phys. J. C* **76** (2016) 538 [[1511.04716](#)].
- [34] CMS collaboration, *Measurement of the inclusive $t\bar{t}$ cross section in pp collisions at $\sqrt{s} = 5.02$ TeV using final states with at least one charged lepton*, *JHEP* **03** (2018) 115 [[1711.03143](#)].
- [35] CMS collaboration, *Measurement of the inclusive $t\bar{t}$ production cross section in proton-proton collisions at $\sqrt{s} = 5.02$ TeV*, *JHEP* **04** (2022) 144 [[2112.09114](#)].
- [36] ATLAS collaboration, *Measurement of the $t\bar{t}$ production cross-section in pp collisions at $\sqrt{s} = 5.02$ TeV with the ATLAS detector*, *JHEP* **06** (2023) 138 [[2207.01354](#)].
- [37] CMS collaboration, *Measurement of the inclusive $t\bar{t}$ cross section in final states with one lepton and additional jets at 5.02 TeV with 2017 data*, CMS-PAS-TOP-23-005 (2024) .
- [38] CMS collaboration, *Review of top quark mass measurements in CMS*, [2403.01313](#).
- [39] M. Czakon, D. Heymes and A. Mitov, *Bump hunting in LHC $t\bar{t}$ events*, *Phys. Rev. D* **94** (2016) 114033 [[1608.00765](#)].
- [40] M.V. Garzelli, L. Kemmler, S. Moch and O. Zenaiev, *Heavy-flavor hadro-production with heavy-quark masses renormalized in the $\overline{\text{MS}}$, MSR and on-shell schemes*, *JHEP* **04** (2021) 043 [[2009.07763](#)].
- [41] M. Guzzi, K. Lipka and S.-O. Moch, *Top-quark pair production at hadron colliders: differential cross section and phenomenological applications with DiffTop*, *JHEP* **01** (2015) 082 [[1406.0386](#)].
- [42] S. Alekhin, J. Blümlein, S. Moch and R. Placakyte, *Parton distribution functions, α_s , and heavy-quark masses for LHC Run II*, *Phys. Rev. D* **96** (2017) 014011 [[1701.05838](#)].
- [43] M. Czakon, S. Dulat, T.-J. Hou, J. Huston, A. Mitov, A.S. Papanastasiou et al., *An exploratory study of the impact of CMS double-differential top distributions on the gluon parton distribution function*, *J. Phys. G* **48** (2020) 015003 [[1912.08801](#)].
- [44] T.-J. Hou et al., *New CTEQ global analysis of quantum chromodynamics with high-precision data from the LHC*, *Phys. Rev. D* **103** (2021) 014013 [[1912.10053](#)].
- [45] S. Bailey, T. Cridge, L.A. Harland-Lang, A.D. Martin and R.S. Thorne, *Parton distributions from LHC, HERA, Tevatron and fixed target data: MSHT20 PDFs*, *Eur. Phys. J. C* **81** (2021) 341 [[2012.04684](#)].
- [46] NNPDF collaboration, *The path to proton structure at 1% accuracy*, *Eur. Phys. J. C* **82** (2022) 428 [[2109.02653](#)].
- [47] M. Czakon, N.P. Hartland, A. Mitov, E.R. Nocera and J. Rojo, *Pinning down the large- x gluon with NNLO top-quark pair differential distributions*, *JHEP* **04** (2017) 044 [[1611.08609](#)].
- [48] NNPDF collaboration, *Parton distributions from high-precision collider data*, *Eur. Phys. J. C* **77** (2017) 663 [[1706.00428](#)].

- [49] Z. Kassabov, M. Madigan, L. Mantani, J. Moore, M. Morales Alvarado, J. Rojo et al., *The top quark legacy of the LHC Run II for PDF and SMEFT analyses*, *JHEP* **05** (2023) 205 [2303.06159].
- [50] S. Bailey and L. Harland-Lang, *Differential Top Quark Pair Production at the LHC: Challenges for PDF Fits*, *Eur. Phys. J. C* **80** (2020) 60 [1909.10541].
- [51] A. Ablat, M. Guzzi, K. Xie, S. Dulat, T.-J. Hou, I. Sitiwaldi et al., *Exploring the impact of high-precision top-quark pair production data on the structure of the proton at the LHC*, *Phys. Rev. D* **109** (2024) 054027 [2307.11153].
- [52] A.M. Cooper-Sarkar, M. Czakon, M.A. Lim, A. Mitov and A.S. Papanastasiou, *Simultaneous extraction of α_s and m_t from LHC $t\bar{t}$ differential distributions*, 2010.04171.
- [53] T. Cridge and M.A. Lim, *Constraining the top-quark mass within the global MSHT PDF fit*, *Eur. Phys. J. C* **83** (2023) 805 [2306.14885].
- [54] PARTICLE DATA GROUP collaboration, *Review of Particle Physics*, *PTEP* **2022** (2022) 083C01.
- [55] ATLAS, CMS collaboration, *Combinations of single-top-quark production cross-section measurements and $|f_{LV}V_{tb}|$ determinations at $\sqrt{s} = 7$ and 8 TeV with the ATLAS and CMS experiments*, *JHEP* **05** (2019) 088 [1902.07158].
- [56] CMS collaboration, *Measurement of the single top quark and antiquark production cross sections in the t channel and their ratio in proton-proton collisions at $\sqrt{s} = 13$ TeV*, *Phys. Lett. B* **800** (2020) 135042 [1812.10514].
- [57] ATLAS collaboration, *Measurement of t -channel production of single top quarks and antiquarks in pp collisions at 13 TeV using the full ATLAS Run 2 dataset*, .
- [58] CDF, D0 collaboration, *Tevatron Combination of Single-Top-Quark Cross Sections and Determination of the Magnitude of the Cabibbo-Kobayashi-Maskawa Matrix Element V_{tb}* , *Phys. Rev. Lett.* **115** (2015) 152003 [1503.05027].
- [59] M. Aliev, H. Lacker, U. Langenfeld, S. Moch, P. Uwer and M. Wiedermann, *HATHOR: HAdronic Top and Heavy quarks crOss section calculatoR*, *Comput. Phys. Commun.* **182** (2011) 1034 [1007.1327].
- [60] S. Moch, *Fasttop, code for $t\bar{t}$ hadroproduction to NNLO* (unpublished) .
- [61] M. Grazzini, S. Kallweit and M. Wiesemann, *Fully differential NNLO computations with MATRIX*, *Eur. Phys. J. C* **78** (2018) 537 [1711.06631].
- [62] P. Kant, O.M. Kind, T. Kintscher, T. Lohse, T. Martini, S. Mölbitz et al., *HatHor for single top-quark production: Updated predictions and uncertainty estimates for single top-quark production in hadronic collisions*, *Comput. Phys. Commun.* **191** (2015) 74 [1406.4403].
- [63] M. Brucherseifer, F. Caola and K. Melnikov, *On the NNLO QCD corrections to single-top production at the LHC*, *Phys. Lett. B* **736** (2014) 58 [1404.7116].
- [64] E.L. Berger, J. Gao, C.P. Yuan and H.X. Zhu, *NNLO QCD Corrections to t -channel Single Top-Quark Production and Decay*, *Phys. Rev. D* **94** (2016) 071501 [1606.08463].
- [65] S. Carrazza, E.R. Nocera, C. Schwan and M. Zaro, *PineAPPL: combining EW and QCD corrections for fast evaluation of LHC processes*, *JHEP* **12** (2020) 108 [2008.12789].
- [66] M.V. Garzelli, J. Mazzitelli, S.O. Moch and O. Zenaiev, *Top-quark pole mass extraction at NNLO accuracy, from total, single- and double-differential cross sections for $t\bar{t} + X$ production at the LHC*, *JHEP* **05** (2024) 321 [2311.05509].
- [67] S. Catani and M. Grazzini, *An NNLO subtraction formalism in hadron collisions and its application to Higgs boson production at the LHC*, *Phys. Rev. Lett.* **98** (2007) 222002 [hep-ph/0703012].
- [68] R. Bonciani, S. Catani, M. Grazzini, H. Sargsyan and A. Torre, *The q_T subtraction method for top quark production at hadron colliders*, *Eur. Phys. J. C* **75** (2015) 581 [1508.03585].
- [69] S. Catani, S. Devoto, M. Grazzini, S. Kallweit, J. Mazzitelli and H. Sargsyan, *Top-quark pair*

- hadroproduction at next-to-next-to-leading order in QCD*, *Phys. Rev. D* **99** (2019) 051501 [1901.04005].
- [70] S. Catani, S. Devoto, M. Grazzini, S. Kallweit and J. Mazzitelli, *Top-quark pair production at the LHC: Fully differential QCD predictions at NNLO*, *JHEP* **07** (2019) 100 [1906.06535].
- [71] M. Czakon, D. Heymes and A. Mitov, *Dynamical scales for multi-TeV top-pair production at the LHC*, *JHEP* **04** (2017) 071 [1606.03350].
- [72] M. Czakon, Z. Kassabov, A. Mitov, R. Poncelet and A. Popescu, *HighTEA: High energy Theory Event Analyser*, **2304.05993**.
- [73] M. Czakon and D. Heymes, *Four-dimensional formulation of the sector-improved residue subtraction scheme*, *Nucl. Phys. B* **890** (2014) 152 [1408.2500].
- [74] M. Czakon, *Double-real radiation in hadronic top quark pair production as a proof of a certain concept*, *Nucl. Phys. B* **849** (2011) 250 [1101.0642].
- [75] M. Czakon, *A novel subtraction scheme for double-real radiation at NNLO*, *Phys. Lett. B* **693** (2010) 259 [1005.0274].
- [76] M. Czakon, *Tops from Light Quarks: Full Mass Dependence at Two-Loops in QCD*, *Phys. Lett. B* **664** (2008) 307 [0803.1400].
- [77] M. Czakon, P. Fiedler and A. Mitov, *Total Top-Quark Pair-Production Cross Section at Hadron Colliders Through $O(\alpha_s^4)$* , *Phys. Rev. Lett.* **110** (2013) 252004 [1303.6254].
- [78] L.A. Harland-Lang and R.S. Thorne, *On the Consistent Use of Scale Variations in PDF Fits and Predictions*, *Eur. Phys. J. C* **79** (2019) 225 [1811.08434].
- [79] J. McGowan, T. Cridge, L.A. Harland-Lang and R.S. Thorne, *Approximate N^3 LO parton distribution functions with theoretical uncertainties: MSHT20a N^3 LO PDFs*, *Eur. Phys. J. C* **83** (2023) 185 [2207.04739].
- [80] NNPDF collaboration, *Determination of the theory uncertainties from missing higher orders on NNLO parton distributions with percent accuracy*, *Eur. Phys. J. C* **84** (2024) 517 [2401.10319].
- [81] M. Dowling and S.-O. Moch, *Differential distributions for top-quark hadro-production with a running mass*, *Eur. Phys. J. C* **74** (2014) 3167 [1305.6422].
- [82] S. Catani, S. Devoto, M. Grazzini, S. Kallweit and J. Mazzitelli, *Top-quark pair hadroproduction at NNLO: differential predictions with the \overline{MS} mass*, *JHEP* **08** (2020) 027 [2005.00557].
- [83] CDF, D0 collaboration, *Combination of Measurements of the Top-Quark Pair Production Cross Section from the Tevatron Collider*, *Phys. Rev. D* **89** (2014) 072001 [1309.7570].
- [84] ATLAS, CMS collaboration, *Combination of inclusive top-quark pair production cross-section measurements using ATLAS and CMS data at $\sqrt{s} = 7$ and 8 TeV*, *JHEP* **07** (2023) 213 [2205.13830].
- [85] LHC Top Physics Working Group
<https://twiki.cern.ch/twiki/bin/view/LHCPhysics/LHCTopWGSummaryPlots>.
 Accessed: 2024-06-17.
- [86] S. Alekhin, A. Kardos, S. Moch and Z. Trócsányi, *Precision studies for Drell–Yan processes at NNLO*, *Eur. Phys. J. C* **81** (2021) 573 [2104.02400].
- [87] Y. Li and F. Petriello, *Combining QCD and electroweak corrections to dilepton production in FEWZ*, *Phys. Rev. D* **86** (2012) 094034 [1208.5967].
- [88] R. Gavin, Y. Li, F. Petriello and S. Quackenbush, *W Physics at the LHC with FEWZ 2.1*, *Comput. Phys. Commun.* **184** (2013) 208 [1201.5896].
- [89] S. Alekhin, J. Blümlein and S. Moch, *The ABM parton distributions tuned to LHC data*, *Phys. Rev. D* **89** (2014) 054028 [1310.3059].
- [90] A. Buckley, J. Ferrando, S. Lloyd, K. Nordström, B. Page, M. Rüfenacht et al., *LHAPDF6: parton*

- density access in the LHC precision era*, *Eur. Phys. J. C* **75** (2015) 132 [[1412.7420](#)].
- [91] S. Alekhin, S. Moch and S. Thier, *Determination of the top-quark mass from hadro-production of single top-quarks*, *Phys. Lett. B* **763** (2016) 341 [[1608.05212](#)].
- [92] A. Accardi et al., *A Critical Appraisal and Evaluation of Modern PDFs*, *Eur. Phys. J. C* **76** (2016) 471 [[1603.08906](#)].
- [93] S. Alekhin, J. Blümlein and S. Moch, *Heavy-flavor PDF evolution and variable-flavor number scheme uncertainties in deep-inelastic scattering*, *Phys. Rev. D* **102** (2020) 054014 [[2006.07032](#)].
- [94] S. Amoroso et al., *Snowmass 2021 Whitepaper: Proton Structure at the Precision Frontier*, *Acta Phys. Polon. B* **53** (2022) 12 [[2203.13923](#)].
- [95] U. Langenfeld, S. Moch and P. Uwer, *Measuring the running top-quark mass*, *Phys. Rev. D* **80** (2009) 054009 [[0906.5273](#)].
- [96] LHCb collaboration, *First observation of top quark production in the forward region*, *Phys. Rev. Lett.* **115** (2015) 112001 [[1506.00903](#)].
- [97] LHCb collaboration, *Measurement of forward top pair production in the dilepton channel in pp collisions at $\sqrt{s} = 13$ TeV*, *JHEP* **08** (2018) 174 [[1803.05188](#)].
- [98] A.H. Hoang, O.L. Jin, S. Plätzer and D. Samitz, *Matching Hadronization and Perturbative Evolution: The Cluster Model in Light of Infrared Shower Cutoff Dependence*, [2404.09856](#).
- [99] S. Alekhin, A. Djouadi and S. Moch, *The top quark and Higgs boson masses and the stability of the electroweak vacuum*, *Phys. Lett. B* **716** (2012) 214 [[1207.0980](#)].
- [100] D. Buttazzo, G. Degrossi, P.P. Giardino, G.F. Giudice, F. Sala, A. Salvio et al., *Investigating the near-criticality of the Higgs boson*, *JHEP* **12** (2013) 089 [[1307.3536](#)].
- [101] A.V. Bednyakov, B.A. Kniehl, A.F. Pikelner and O.L. Veretin, *Stability of the Electroweak Vacuum: Gauge Independence and Advanced Precision*, *Phys. Rev. Lett.* **115** (2015) 201802 [[1507.08833](#)].
- [102] Y. Kiyo, J.H. Kühn, S. Moch, M. Steinhauser and P. Uwer, *Top-quark pair production near threshold at LHC*, *Eur. Phys. J. C* **60** (2009) 375 [[0812.0919](#)].
- [103] K.G. Chetyrkin, J.H. Kühn and M. Steinhauser, *RunDec: A Mathematica package for running and decoupling of the strong coupling and quark masses*, *Comput. Phys. Commun.* **133** (2000) 43 [[hep-ph/0004189](#)].