

DocKylin: A Large Multimodal Model for Visual Document Understanding with Efficient Visual Slimming

Jiaxin Zhang^{1*}, Wentao Yang^{1*}, Songxuan Lai², Zecheng Xie², Lianwen Jin¹

¹South China University of Technology

²Huawei Cloud

xiezecheng1@huawei.com, eelwjin@scut.edu.cn

Abstract

Current multimodal large language models (MLLMs) face significant challenges in visual document understanding (VDU) tasks due to the high resolution, dense text, and complex layouts typical of document images. These characteristics demand a high level of detail perception ability from MLLMs. While increasing input resolution improves detail perception capability, it also leads to longer sequences of visual tokens, increasing computational costs and straining the models' ability to handle long contexts. To address these challenges, we introduce DocKylin, a document-centric MLLM that performs visual content slimming at both the pixel and token levels, thereby reducing token sequence length in VDU scenarios. We introduce an Adaptive Pixel Slimming (APS) preprocessing module to perform pixel-level slimming, increasing the proportion of informative pixels. Moreover, we propose a novel Dynamic Token Slimming (DTS) module to conduct token-level slimming, filtering essential tokens and removing others to adaptively create a more compact visual sequence. Experiments demonstrate DocKylin's promising performance across various VDU benchmarks and the effectiveness of each component.

Introduction

With the substantial growth in data and model sizes, as well as alignment with human preferences, current Large Language Models (LLMs) (OpenAI 2022; Touvron et al. 2023; The Vicuna Team 2023; Bai et al. 2023a; Team 2023; Yang et al. 2023) have demonstrated remarkable capabilities in reasoning, common sense understanding, expertise in specialized knowledge, zero/few-shot learning, and instruction following, shedding light on the potential for Artificial General Intelligence. Multimodal Large Language Models (MLLMs) aim to enhance these powerful LLMs by endowing them with multimodal capabilities, enabling the integration of diverse modalities beyond text alone.

Although there has been significant progress in the development of MLLMs, their performance in visual document understanding (VDU) tasks remains suboptimal (Liu et al. 2023b; Zhang et al. 2024). A primary reason for this is their support for input resolutions of only up to 448×448 , which

is inadequate for high-resolution, fine-grained document images. Numerous efforts (Yu et al. 2024; Liu et al. 2024b; Li et al. 2023b; Wei et al. 2023a; Bai et al. 2023b; Ye et al. 2023a; Lin et al. 2023; Wei et al. 2024) have recently been made to increase the input resolution to address this limitation and achieved notable improvements. However, these efforts still face several challenges: **1)** Increasing the resolution also escalates the redundant regions within documents, which results in an increased number of redundant visual tokens, complicating the task for LLMs to identify the correct answers. **2)** Some methods (Li et al. 2023b; Wei et al. 2023a, 2024; Bai et al. 2023b) employ a fixed rectangular resolution, which can lead to text distortion given the typically large aspect ratios of document images. Moreover, scaling smaller images to larger ones results in inefficiencies. **3)** To manage the extended sequences of visual tokens resulting from high resolution, most methods (Li et al. 2023b; Yu et al. 2024; Liu et al. 2024b; Bai et al. 2023b) employ a fixed compression ratio or extract a predetermined number of tokens. While this approach may be suitable for natural scene images, it is less effective for document scenarios where content density varies significantly. For example, images of scientific papers are information-dense, whereas images of identification cards are comparatively sparse.

To tackle these challenges, we propose DocKylin, a document-centric MLLM that incorporates several innovative designs: Firstly, we propose a parameter-free Adaptive Pixel Slimming (APS) preprocessing technique that utilizes gradient information to identify and eliminate redundant regions within document images, thereby reducing the proportion of redundant pixels and enhancing computational efficiency. Secondly, we adopt a more flexible image encoding strategy by capping the maximum number of pixels instead of fixing resolutions. This allows for variable resolutions and aspect ratios. Our lightweight Swin encoder (Liu et al. 2021) processes high-resolution document images holistically, ensuring feature coherence. Thirdly, we propose a Dynamic Token Slimming (DTS) method based on a dual-center clustering approach, which is also parameter-free. DTS filters useful tokens from a vast pool of visual tokens, obtaining visual sequences with reduced and dynamic lengths. Incorporating these innovations, we developed our DocKylin, which demonstrates superior performance across multiple VDU benchmarks. Extensive experiments demon-

*These authors contributed equally.

strate that DocKylin outperforms existing methods across various VDU benchmarks. Furthermore, both the proposed APS and DTS are parameter-free and modular, facilitating easy integration into existing MLLMs to achieve enhanced performances.

Related Works

Visual Document Understanding

Visual Document Understanding (VDU) (Cui et al. 2021; Zhang et al. 2023; Xu et al. 2020; Kim et al. 2022; Li et al. 2021) centers on the automated processing, interpretation, classification, and extraction of information from document images with varied typesetting formats. This task is particularly challenging due to the diverse layouts, often poor image quality, and complex structures within the documents.

Current advanced VDU methods can be broadly categorized into OCR-dependent and OCR-free approaches. OCR-dependent methods (Huang et al. 2022; Xu et al. 2021, 2020; Appalaraju et al. 2021, 2024; Tang et al. 2023; Gu et al. 2022; Wang, Jin, and Ding 2022; Li et al. 2021) leverage external Optical Character Recognition engines to extract text and layout information from documents. Such additional OCR step complicates the workflow and makes performance heavily reliant on OCR accuracy. Errors in OCR step can be accumulated to the subsequent understanding model. In contrast, OCR-free methods (Kim et al. 2022; Davis et al. 2022; Yu et al.) process document images directly as input and produce end-to-end results without the need for an additional OCR step.

Text-centric MLLMs

Leveraging large language models (LLMs) trained on extensive datasets, emerging multimodal LLMs have recently demonstrated significant potential in visual document understanding (VDU) tasks. However, their performance still falls short of expectations (Liu et al. 2023b; Shi et al. 2023; Tang et al. 2024b). Therefore, there has been a surge of recent work studying how to enhance the perception, recognition, and understanding abilities of MLLMs in such challenging scenario. Some approaches (Tanaka et al. 2024; Kim et al. 2023) leverage additional Optical Character Recognition (OCR) engines to recognize text in images and input it into MLLMs. Others (Li et al. 2023b; Liu et al. 2024b; Bai et al. 2023b; Dong et al. 2024; Feng et al. 2023a; Ye et al. 2023a; Wei et al. 2023a) enhance the fine-grained perceptual capabilities of MLLMs by maintaining the high resolution of the input images. This includes strategies such as splitting the image into small pieces to accommodate the VIT’s requirement for fixed and small-size inputs and utilizing visual encoders that are more suitable for text images. Authors of (Feng et al. 2023b; Wang et al. 2023) explore learning text grounding for MLLMs, while (Hu et al. 2024; Tang et al. 2024a) investigate the use of more superior and larger scale instruction data to boost performance. Although these efforts have significantly improved the performance of MLLMs on text-centric tasks, there is still substantial room for improvement.

Visual Token Compression in MLLMs

Maintaining high-resolution input images is a straightforward and effective method to enhance the performance of MLLMs on text images. However, increased resolutions inevitably lead to a longer visual sequence. There are various methods proposed for compressing the length of visual sequences in current MLLMs. One of the earlier and commonly used approaches (Dai et al. 2024; Li et al. 2023a; Alayrac et al. 2022) involves utilizing a group of learnable query tokens to extract information in a cross-attention manner. Another method (Chen et al. 2023a; Yu et al. 2024) involves concatenating adjacent tokens along the channel dimension to reduce sequence length. Additionally, convolutional neural networks (CNNs) have also been proven effective for visual token compression (Cha et al. 2023; Hu et al. 2024). However, all these methods either extract tokens of a fixed length or compress them at a fixed ratio, which is unsuited for document images, where the content density can vary significantly. A token sequence that is too short or a compression ratio that is too high can result in an inadequate representation of some document images. Conversely, longer token sequences or lower compression rates can reduce computational efficiency.

Recent studies (Cai et al. 2024) have shown that the optimal length of visual token sequences varies for each sample. Consequently, some recent approaches have explored the adaptive compression of visual sequences. Most of these methods (Liu et al. 2024a; Shang et al. 2024; Chen et al. 2024; Lin et al. 2024) dynamically discard nonessential tokens using attention scores between visual tokens or between visual tokens and class tokens. However, considering the differences between text and natural objects with complete semantics, this paradigm may not be suitable for text images. For text-centric images, HRVDA (Wei et al. 2024) employs text position annotations to train a separate visual token filtering network, which requires introducing additional parameters and training procedures. Compared to the methods above, we explore alternative dynamic compression schemes specifically for document images, which include pixel-level redundancy removal and unsupervised clustering for filtering out nonessential tokens.

Methodology

As illustrated in Fig. 1, the architecture of DocKylin incorporates an image encoder, an MLP layer that aligns the visual modality to the language modality, and a LLM. Building on this framework, DocKylin introduces the following enhancements: 1) An Adaptive Pixel Slimming (APS) module preprocesses images before they are fed into the image encoder, which can remove redundant regions and reduces resolution while increasing the proportion of informative pixels. 2) a more lightweight and flexible image encoder by capping the maximum number of pixels instead of fixing resolutions. 3) A Dynamic Token Slimming (DTS) module handles the visual tokens produced by the visual encoder and MLP layer. DTS further removes nonessential tokens to enhance both performance and efficiency.

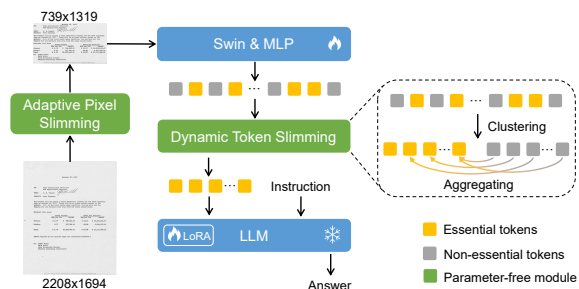


Figure 1: The overall architecture of our DocKylin model.

Adaptive Pixel Slimming

Perceiving textual information in images typically requires maintaining a high resolution of input, especially for text-rich document images. This poses significant challenges for current resource-intensive MLLMs. To address this issue, existing methods employ strategies such as dividing the images into patches for processing (Liu et al. 2024b; Ye et al. 2023a), employing visual encoders that support high resolution (Wei et al. 2023a), leveraging OCR results as additional inputs (Tanaka et al. 2024; Kim et al. 2023), or applying compression transformations to the images beforehand (Feng et al. 2023a).

Here, we propose a novel approach called Adaptive Pixel Slimming (APS) to efficiently reduce the resolution of document images, which is orthogonal to the approaches mentioned above. APS is based on the observation that, as illustrated in Fig. 2, while document images usually exhibit high resolution, they commonly contain a significant proportion of redundant regions. These regions not only increase the computational burden on the visual encoder but may also pose challenges (Liu et al. 2024b; Wei et al. 2024) to the reasoning capabilities of the LLMs by the increased redundant visual tokens. APS is thus designed to identify and remove these regions. Specifically, as shown in Fig. 2, during the gradient extraction stage, we utilize the Sobel operator to extract the gradient map I_G from the original image I_S . Regions with low gradient values are considered smooth and devoid of significant information. Therefore, in the redundant region determination stage, we identify the redundant regions in the horizontal and vertical directions by locating areas with consistently low gradient values. For instance, to identify redundant regions in the image’s horizontal direction: if the sum of gradient values for a specific row is below a predefined threshold, we classify that row as redundant. A sequence of contiguous redundant rows constitutes a redundant region in the horizontal direction. The computation for the vertical direction follows a similar procedure. The final image can be obtained by removing the identified redundant rows and columns. For more details on the algorithm and parameter settings, please refer to the supplementary materials.

Flexible and Lightweight Image Encoder

Most existing MLLMs (Li et al. 2023b) utilize a fixed rectangular resolution, such as 224×224 or 336×336 . This ap-

proach distorts the original aspect ratio of the images, leading to text deformation and inefficiencies when upscaling images smaller than the preset resolution. While some methods (Ye et al. 2023a; Yu et al. 2024) allow for more flexible aspect ratios and resolutions, they often employ a patch-based processing strategy. Such a strategy may be suitable for natural scene images where the continuity and context of visual elements are less critical. However, it is less effective for document images (Liu et al. 2024b) that contain dense text. Segmenting such images can disrupt the textual content, severing lines of text or splitting words and sentences across different patches. This discontinuity can impair the ability to accurately recognize and interpret textual information essential for effective document image understanding.

We employ a more flexible approach that can accommodate varying resolutions and aspect ratios without the need for image patching. Specifically, for an image obtained by APS with the size of $H \times W$, we set a maximum allowable number of pixels, MAX_SIZE. If the product of H and W is less than MAX_SIZE, the image will not be resized.

Otherwise, a scaling factor $r = \text{Int}(\sqrt{\frac{\text{MAX_SIZE}}{H \times W}})$ is calculated, and then the image is resized to $rH \times rW$. Here $\text{Int}()$ denotes rounding down to the nearest integer to ensure that the resulting image does not exceed the maximum allowable pixels. One advantage of setting a maximum number of pixels rather than fixed dimensions is the ability to support more varied resolutions and preserve the original aspect ratio. Additionally, this manner avoids the loss of image details due to resolution reduction as much as possible without increasing computational resource consumption. For example, if we set the maximum pixel number MAX_SIZE as 960×960 , we can accommodate an input resolution of 1280×720 without alteration. In contrast, a fixed-dimension strategy would require resizing the image to 960×960 , resulting in a 25% compression of the long side. Both strategies consume comparable computational resources since the number of visual tokens remains consistent.

Although ViT pre-trained with CLIP (Radford et al. 2021) demonstrates impressive generalization capabilities for natural scene images, they perform suboptimally on dense document images (Li et al. 2024). Furthermore, their self-attention mechanism, which has a computational complexity that scales quadratically with image resolution, makes it challenging to support high-resolution inputs. Consequently, we opt to use the more efficient Swin Transformer (Liu et al. 2021) as our visual encoder, which has been pre-trained on full-text recognition tasks (Kim et al. 2022). It enables us to process an entire image as a single input.

Dynamic Token Slimming

Although the APS module has been effective in removing some redundant regions, it is limited to processing entire rows or columns and is ineffective for more complex scenarios. In contrast, our Dynamic Token Slimming (DTS) method offers a more flexible approach to eliminate redundant visual content at the token level. The design of the DTS is based on the premise that a well-trained visual encoder should be capable of effectively distinguishing be-

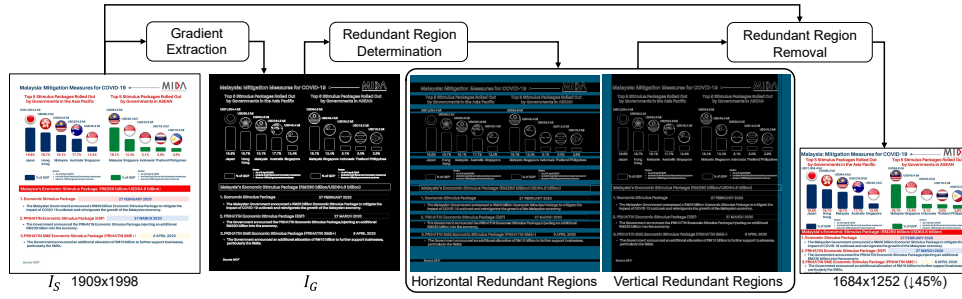


Figure 2: Schematic representation of the Adaptive Pixel Slimming module. It effectively reduces the resolution of document images by removing redundant regions.

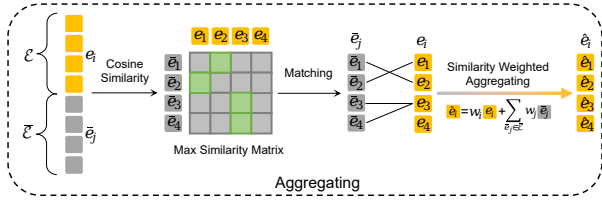


Figure 3: Schematic diagram of the proposed Similarity Weighted Aggregation module. The aggregation module aggregates nonessential tokens into essential tokens through similarity weighted summation.

tween essential and nonessential regions within an image, with the features corresponding to different regions exhibiting sufficient discriminative properties. We propose to separate these two types of tokens directly through clustering and then aggregate nonessential tokens into essential tokens. We next detail the proposed DTS, which comprises two main processes: Dual-center K-Means Clustering and Similarity Weighted Aggregation.

Dual-center K-Means Clustering. To distinguish tokens into essential and nonessential types without introducing additional parameters, we apply K-Means clustering (Lloyd 1982) with two centers to the output sequence from the visual encoder, as illustrated in Fig 1. However, after obtaining the two clusters, it is unclear which cluster contains the essential tokens and which contains the non-essential tokens. Drawing on findings from (Liu et al. 2024b), nonessential tokens typically lack uniqueness and are often similar to other tokens. Therefore, we identify potential nonessential tokens by evaluating the similarity of each visual token with all other ones. The cluster with fewer of these nonessential tokens is determined to be the one containing the essential tokens. For more implementation details, please refer to Algorithm 1.

Similarity Weighted Aggregation. After obtaining essential and nonessential tokens, how to handle the nonessential tokens becomes a crucial issue. Inspired by (Kong et al. 2022; Liang et al. 2021; Wei et al. 2023b), to mitigate potential clustering errors and prevent information loss, we do not discard the nonessential tokens outright. Instead, we aggregate them into the essential tokens to minimize the

Algorithm 1: Dual-center K-Means Clustering

Require:
 visual tokens from Image Encoder: $V = \mathbb{R}^{L \times D}$
 visual tokens from MLP Layer: $V' = \text{MLP}(V) \in \mathbb{R}^{L \times D'}$
 CMX (calculate min similarity)
 $R = 50$

- 1: cluster1, cluster2 = $K\text{-means}(V, \text{center_num} = 2)$
- 2: max_similarities = []
- 3: **for** token in V' :
- 4: max_similarities.append(CMX(token, other tokens in V'))
- 5: top-R_similar_tokens = select_top(V' , max_similarities, R)
- 6: num1 = num_of_same_tokens(top-R_similar_tokens, cluster1)
- 7: num2 = num_of_same_tokens(top-R_similar_tokens, cluster2)
- 8: **if** num1 > num2:
- 9: essential_tokens = cluster2
- 10: nonessential_tokens = cluster1
- 11: **else:**
- 12: essential_tokens = cluster1
- 13: nonessential_tokens = cluster2
- 14: **return** essential_tokens, nonessential_tokens

potential loss of effective information while enhancing the model’s processing efficiency. As illustrated in Fig. 3, for each nonessential token from the clustering step, we find the most similar essential token. Each essential token may correspond to zero or multiple nonessential tokens. If an essential token has corresponding nonessential tokens, we perform a similarity weighted summation of these tokens to obtain an aggregated token.

Specifically, after determining the set of essential tokens $\mathcal{E} = \{e_1, e_2, e_3, \dots, e_N\}$ and the set of nonessential tokens $\bar{\mathcal{E}} = \{\bar{e}_1, \bar{e}_2, \bar{e}_3, \dots, \bar{e}_N\}$, we aggregate nonessential tokens \bar{e}_j into essential tokens e_i by similarity weighted summation:

$$\hat{e}_i = w_i e_i + \sum_{\bar{e}_j \in \bar{\mathcal{E}}} w_j \bar{e}_j, \quad (1)$$

where w_i and w_j are the weight for the i -th essential and j -th nonessential token, and \hat{e}_i is the aggregated token. We use the similarity between e_i and \bar{e}_j to determine w_i and w_j . Specifically, we first define the similarity matrix between essential tokens and nonessential tokens:

$$c_{i,j} = \frac{e_i^T \bar{e}_j}{\|e_i\| \|\bar{e}_j\|}. \quad (2)$$

Table 1: Quantitative accuracy (%) comparison of DocKylin with existing general-purpose MLLMs on document image benchmarks. Accuracy proposed in (Zhang et al. 2024) is adopted as the metric for all benchmarks.

Methods	Vis. Encoder (Params.)	Decoder	DocVQA ^{val}	InfoVQA ^{val}	ChartQA	FUNSD	SROIE	POIE
mPLUG-Owl (Ye et al. 2023b)	CLIP-L (0.3B)	LLaMA-7B	7.4	20.0	7.9	0.2	0.1	0.3
InstructBLIP (Dai et al. 2024)	CLIP-G (2B)	Vicuna-7B	4.5	16.4	5.3	0.2	0.6	1.0
LLaVA1.5 (Liu et al. 2023a)	CLIP-L (0.3B)	LLaMA-7B	8.5	14.7	9.3	0.2	1.7	2.5
Qwen-VL (Bai et al. 2023b)	CLIP-G (2B)	Qwen-7B	48.1	23.9	53.4	23.9	34.5	20.6
Monkey (Li et al. 2023b)	CLIP-G (2B)	Qwen-7B	<u>50.1</u>	25.8	<u>54.0</u>	<u>24.1</u>	<u>41.9</u>	19.9
InternVL (Chen et al. 2023b)	IViT (6B)	Vicuna-7B	28.7	23.6	45.6	6.5	26.4	25.9
InternLM-XComposer2 (Dong et al. 2024)	CLIP-L (0.3B)	InternLM2-7B	39.7	<u>28.6</u>	51.6	15.3	34.2	49.3
DocKylin (ours)	Swin (0.07B)	Qwen-7B	65.1	34.8	59.0	25.5	49.5	<u>36.1</u>

Table 2: Quantitative comparison of DocKylin with existing text-centric MLLMs on document-oriented benchmarks. The metrics used for each benchmark are consistent with those proposed in the original papers.

Methods	Visual Encoder (Params.)	Decoder	DocVQA ^{test}	InfoVQA ^{test}	ChartQA	VisualMRC	DeepForm	WTQ
Donut (Kim et al. 2022)	Swin (0.07B)	BERT(1-4 layers)	67.5	11.6	41.8	93.9	61.6	18.8
Pix2Struct (Lee et al. 2023)	-	Transformers-1.3B	76.6	40.0	58.6	-	-	-
mPLUG-Doc (Ye et al. 2023b)	CLIP-L (0.3B)	LLaMA-7B	62.2	38.2	57.4	188.8	42.6	26.9
UReader (Ye et al. 2023a)	CLIP-L (0.3B)	LLaMA-7B	65.4	42.2	65.7	221.7	49.5	29.4
DocPeida (Feng et al. 2023a)	Swin (0.1B)	Vicuna-7B	47.1	15.2	46.9	-	-	-
HRVDA (Wei et al. 2024)	Swin	LLaMA2-7B	72.1	43.5	67.6	211.5	63.2	31.2
Vary (Wei et al. 2023a)	ViTDet-B & CLIP-L (0.4B)	Vicuna-7B	76.3	-	66.1	-	-	-
TextMonkey (Liu et al. 2024b)	CLIP-G (2B)	Qwen-7B	71.5	-	65.5	-	61.6	30.6
TextHawk (Yu et al. 2024)	SigLIP-SO (0.4B)	InternLM-7B	<u>76.4</u>	50.6	66.6	-	-	34.7
LayoutLLM (Huang et al. 2022)	LayoutLMv3-L (0.3B)	LLaMA2-7B	74.3	-	-	-	-	-
DocKylin (ours)	Swin (0.07B)	Qwen-7B	77.3	<u>46.6</u>	<u>66.8</u>	319.9	64.2	<u>32.4</u>

Next, we obtain a mask matrix to ensure that each nonessential token is aggregated only with the most similar essential token:

$$m_{i,j} = \begin{cases} 1, & i = \arg \max_{\bar{e}_j \in \bar{\mathcal{E}}} c_{i,j}, \\ 0, & \text{otherwise,} \end{cases} \quad (3)$$

Finally, we can obtain aggregating weight w_j and w_i by:

$$w_j = \frac{\exp(c_{i,j})m_{i,j}}{\sum_{\bar{e}_j \in \bar{\mathcal{E}}} \exp(c_{i,j})m_{i,j} + e} \quad (4)$$

and

$$w_i = \frac{e}{\sum_{\bar{e}_j \in \bar{\mathcal{E}}} \exp(c_{i,j})m_{i,j} + e}. \quad (5)$$

The pseudo-code for the specific implementation can be found in the supplementary materials.

Experiments

Implementation Details

Our model underwent two training stages: pre-training and instruction tuning. All the training data are sourced from open-access datasets. Due to page limitations, specific datasets used are detailed in the supplementary materials. During the pre-training stage, we trained only the visual encoder and the MLP, keeping the LLM parameters fixed. In this phase, the model learns to perform full-text recognition on document images and convert charts and tables into markdown formats (Hu et al. 2024). The goal is to enable the visual encoder to comprehend document content and align the visual features with the language space through the MLP.




Figure 4: Visualization from DocKylin. The redundant pixels and nonessential tokens identified by Adaptive Pixel Slimming and Dynamic Token Slimming are highlighted in light blue.

During the pre-training phase, the model was trained for 450,000 iterations with a batch size of 8. The learning rate decayed from 1e-4 to 1e-5 using cosine annealing, which took approximately 40 A800 GPU-days. In the instruction tuning phase, the model underwent 300,000 iterations with the same batch size and learning rate as in the pre-training phase. This phase further consumed approximately 24 A800 GPU-days. Our Adaptive Pixel Slimming method is em-

Table 3: Comparisons with current SOTA parameter-free visual token compression methods. Accuracy proposed in (Zhang et al. 2024) is adopted as the metric for all benchmarks.

Model	Compression	Adaptive	DocVQA ^{val}		InfoVQA ^{val}		SROIE	
			Avg. len	Acc ↑	Avg. len	Acc ↑	Avg. len	Acc ↑
LLaVA1.5 (Liu et al. 2023a)	-	-	576	8.5	576	14.7	576	1.7
	Random	✗	300	5.4	300	14.3	300	0.5
	Random	✗	200	4.2	200	14.2	200	0
	FastV (K=2, R=50%) (Chen et al. 2024)	✗	306	8.4	306	14.4	306	2.0
	PruMerge (Shang et al. 2024)	✓	123	5.3	123	13.8	121	0.4
	PruMerge+ (Shang et al. 2024)	✓	232	5.2	233	14.0	229	0.3
	APS+DTS (ours)	✓	298	9.7	270	14.7	296	3.1

ployed in both phases, while the Dynamic Token Slimming (DTS) is used only during the instruction tuning phase. The maximum allowed number of pixels, MAX_SIZE, is set to 1728×1728. We initialize our visual encoder with Donut-Swin (0.07B) (Kim et al. 2022), pre-trained on the reading texts task, and use Qwen-7B-Chat (Bai et al. 2023a) as our LLM.

Comparisons with Prior Arts

We first compare our model with several existing general-purpose multimodal large language models (MLLMs). As these models sometimes tend to provide detailed responses, following (Zhang et al. 2024), we adopt accuracy as our metric: a response is considered correct if it contains the complete answer. The results, as shown in Table 1, demonstrate that DocKylin achieves a significant advantage over the competing models. This highlights that VDU tasks remain challenging for current general-purpose MLLMs. Note that descriptions of all these benchmarks are included in the supplementary materials.

We also compare our model with several existing text-centric MLLMs. The results, presented in Table 2, use the same metrics as those employed in the original benchmarks. Our method demonstrates advantages over these text-centric MLLMs, achieving leading performance across multiple benchmarks. Notably, our visual encoder is more lightweight than those used by the compared methods.

Some visual results from DocKylin on these benchmarks are presented in Fig. 4. The first row shows the results of redundant regions detected by APS, with corresponding text explaining the resulting reduction in resolution. The second row displays the nonessential tokens removed by DTS, with accompanying text illustrating its effect on compressing the visual sequence. These results demonstrate their effectiveness in accurately retaining important regions while significantly reducing the resolution and the length of the visual sequence.

To further demonstrate the superiority of our method, we compared it with other parameter-free visual token compression methods, using LLaVA1.5 (Liu et al. 2023a) as our baseline model (without retraining). The results in Table 3 indicate that our APS and DTS achieve performance improvements with shorter sequence lengths compared to the baseline model, significantly outperforming existing SOTA compression methods. It is worth noting that these results are achieved without retraining. Typically, after retraining,

Table 4: Ablation studies on DocKylin regarding APS and DTS. The time of training and inference (Infer.) are normalized to the results in the first row. note that the token length and inference time are obtained based on the DocVQA^{val} dataset. Accuracy proposed in (Zhang et al. 2024) is adopted as the metric for all benchmarks.

APS	DTS	Token Len.	Train	Infer.	DocVQA ^{val}	ChartQA
✗	✗	2770	1	1	63.1	55.8
✓	✗	2198	0.97	0.81	64.5	58.5
✓	✓	1250	0.86	0.61	65.1	59.0

models can better adapt to the new mode of compressed token sequences, leading to further performance improvements (Shang et al. 2024; Chen et al. 2024).

Ablation Studies

We validate the effectiveness of APS and DTS on DocKylin and present the results in Table 4. Note that, settings without DTS in Table 4 refer to retraining a new model from scratch without employing DTS in the instruction tuning phase, rather than simply removing DTS from the already trained DocKylin model. The results demonstrate that both APS and DTS effectively reduce token sequence length and enhance computational efficiency, while also improving performance. This aligns with findings from previous studies (Liu et al. 2024b), which suggest that excessively long sequences due to high resolution may degrade performance. This degradation likely occurs because the visual sequences contain too many redundant tokens, placing greater demands on the model’s ability to handle long contexts and making the learning more challenging. Furthermore, the APS and DTS methods can also be used during the training phase to accelerate training. Specifically, applying the DTS method during the instruction tuning phase can reduce training time by approximately 15%.

We conduct experiments to further explore: 1) How accurately do APS and DTS identify redundant regions? 2) Do APS and DTS demonstrate consistent performance across different data types? Specifically, we apply APS and DTS to identify redundant regions in different document images, and then mask these regions instead of removing them (as shown in Fig. 5). The masked images are used as inputs to an existing MLLM to assess any performance degradation. This approach allows us to isolate the accuracy of APS and

Table 5: The Scanned Document, Infographics, Chart, Table, Receipt, and Ingredient List are sourced from the DocVQA^{val}, InfoVQA^{val}, ChartQA (augmented), WTQ,SROIE and POIE datasets, respectively. All benchmarks are evaluated using the accuracy metric as proposed in (Zhang et al. 2024).

Strategy	Scanned Document		Infographics		Chart		Table		Receipt		Ingredient List	
	Ratio	Acc.↑	Ratio	Acc.↑	Ratio	Acc.↑	Ratio	Acc.↑	Ratio	Acc.↑	Ratio	Acc.↑
None	-	55.2	-	26.7	-	73.5	-	34.8	-	44.0	-	25.9
APS-mask	36.6	54.7	16.7	26.4	31.5	74.8	4.0	34.6	63.9	44.0	0.6	26.1
DTS-mask	48.2	54.9	35.2	26.3	42.4	73.8	38.1	31.5	44.1	43.2	34.0	25.2
DTS-R-mask	51.8	0.2	64.8	14.6	57.6	4.4	61.9	0.6	55.9	0.1	66.0	0.5

Table 6: The enhancement brought to other MLLMs by Adaptive Pixel Slimming. **Relative improvements** are highlighted in bold. Accuracy proposed in (Zhang et al. 2024) is adopted as the metric for all benchmarks.

Methods	Resolution	DocVQA ^{val}	InfoVQA ^{val}	SROIE	FUNSD
LLaVA1.5 (Liu et al. 2023a)	336×336	8.5	14.7	1.7	0.2
LLaVA1.5 (Liu et al. 2023a) + APS		10.7 (+27.4%)	14.7 (+0%)	3.7 (+118%)	0.92 (+360%)
Qwen-VL (Bai et al. 2023b)	448×448	48.1	23.9	34.5	20.6
Qwen-VL (Bai et al. 2023b) + APS		51.2 (+6.4%)	24.7 (+4.1%)	40.0 (+15.9%)	24.3 (+17.9%)
Monkey (Li et al. 2023b)	896×896	50.1	25.8	41.9	24.1
Monkey (Li et al. 2023b) + APS		56.3 (+12.4%)	27.5 (+6.6%)	47.0 (+12.2%)	27.3 (+13.3%)




Figure 5: The results of APS-mask and DTS-mask. The identified redundant regions are highlighted in light blue. To minimize any additional effects caused by masking, the values in the masked regions are set to the average value of the pixels in the current region.

DTS from the performance improvements brought by redundancy removal.

Table 5 shows that APS effectively reduces resolution across all image types with minimal performance impact. However, the reduction effects on the table and ingredient list are less pronounced, likely due to the lines spanning the entire image, making APS difficult to identify redundant rows or columns. DTS also effectively reduces resolution across all image types and typically achieves greater resolution reduction than APS, as it can identify local areas beyond entire rows and columns. While DTS may cause noticeable performance drops in the table datasets, our visual analysis suggests this is due to new patterns introduced by masking table lines, not the masking of critical text content. Practically, such potential performance degradation from DTS can be largely mitigated: 1) DTS retains information by similarity-weighted aggregation approach rather than com-

pletely discarding redundant tokens; and 2) during image encoding, information from masked areas is integrated into neighboring tokens.

We also conduct additional experiments where we reversed the DTS-mask results by masking the non-redundant regions identified by DTS, denoted as DTS-R-mask. The results of the DTS-R-mask indicate a significant performance drop, further demonstrating the accuracy of DTS in identifying redundant regions.

Since APS is a parameter-free method that requires no additional training or modification of model architecture, it can be easily applied to other MLLMs to enhance their performance on high-resolution document images. To further demonstrate its effectiveness, we apply APS to various existing MLLM models (employing it before the image processing module of these models). As shown in Table 6, APS consistently improves document image tasks across a range of MLLMs with different resolutions.

Conclusions

To address the issues of high input resolution and excessively long token sequences in current MLLMs when counters with VDU tasks, we propose the DocKylin model. It includes an Adaptive Pixel Slimming (APS) preprocessing module that removes redundant regions from document images, effectively reducing their resolution. The model employs a lightweight and flexible image encoding approach to adapt to the varying resolutions and aspect ratios of document image scenarios. Moreover, we propose a token compression module, Dynamic Token Slimming (DTS), which clusters and selects essential tokens from a long visual sequence and employs aggregation to avoid potential information loss. Experiments demonstrate that DocKylin achieves leading performance across multiple VDU benchmarks. Extensive experiments demonstrate that APS and DTS effectively reduce the length of visual tokens, enhancing both computational efficiency and model performance.

The parameter-free nature of our APS and DTS modules not only enhances efficiency but also facilitates easy integration into existing multimodal large language models. This feature makes our approach particularly valuable for improving document understanding capabilities in a wide range of applications.

References

- Alayrac, J.-B.; Donahue, J.; Luc, P.; Miech, A.; Barr, I.; Hasson, Y.; Lenc, K.; Mensch, A.; Millican, K.; Reynolds, M.; et al. 2022. Flamingo: a visual language model for few-shot learning. *Advances in neural information processing systems*, 35: 23716–23736.
- Appalaraju, S.; Jasani, B.; Kota, B. U.; Xie, Y.; and Manmatha, R. 2021. Docformer: End-to-end transformer for document understanding. In *Proceedings of the IEEE/CVF international conference on computer vision*, 993–1003.
- Appalaraju, S.; Tang, P.; Dong, Q.; Sankaran, N.; Zhou, Y.; and Manmatha, R. 2024. Docformerv2: Local features for document understanding. In *Proceedings of the AAAI Conference on Artificial Intelligence*, volume 38, 709–718.
- Bai, J.; Bai, S.; Chu, Y.; Cui, Z.; Dang, K.; Deng, X.; Fan, Y.; Ge, W.; Han, Y.; Huang, F.; et al. 2023a. Qwen technical report. *arXiv preprint arXiv:2309.16609*.
- Bai, J.; Bai, S.; Yang, S.; Wang, S.; Tan, S.; Wang, P.; Lin, J.; Zhou, C.; and Zhou, J. 2023b. Qwen-vl: A frontier large vision-language model with versatile abilities. *arXiv preprint arXiv:2308.12966*.
- Biten, A. F.; Tito, R.; Mafla, A.; Gomez, L.; Rusinol, M.; Mathew, M.; Jawahar, C.; Valveny, E.; and Karatzas, D. 2019. Icdar 2019 competition on scene text visual question answering. In *2019 International Conference on Document Analysis and Recognition (ICDAR)*, 1563–1570. IEEE.
- Cai, M.; Yang, J.; Gao, J.; and Lee, Y. J. 2024. Matryoshka Multimodal Models. *arXiv preprint arXiv:2405.17430*.
- Cha, J.; Kang, W.; Mun, J.; and Roh, B. 2023. Honeybee: Locality-enhanced projector for multimodal llm. *arXiv preprint arXiv:2312.06742*.
- Chen, J.; Zhu, D.; Shen, X.; Li, X.; Liu, Z.; Zhang, P.; Krishnamoorthi, R.; Chandra, V.; Xiong, Y.; and Elhoseiny, M. 2023a. Minigt-v2: large language model as a unified interface for vision-language multi-task learning. *arXiv preprint arXiv:2310.09478*.
- Chen, L.; Zhao, H.; Liu, T.; Bai, S.; Lin, J.; Zhou, C.; and Chang, B. 2024. An image is worth 1/2 tokens after layer 2: Plug-and-play inference acceleration for large vision-language models. *arXiv preprint arXiv:2403.06764*.
- Chen, Z.; Wu, J.; Wang, W.; Su, W.; Chen, G.; Xing, S.; Muyan, Z.; Zhang, Q.; Zhu, X.; Lu, L.; et al. 2023b. Internvl: Scaling up vision foundation models and aligning for generic visual-linguistic tasks. *arXiv preprint arXiv:2312.14238*.
- Ch’ng, C. K.; and Chan, C. S. 2017. Total-text: A comprehensive dataset for scene text detection and recognition. In *2017 14th IAPR international conference on document analysis and recognition (ICDAR)*, volume 1, 935–942. IEEE.
- Cui, L.; Xu, Y.; Lv, T.; and Wei, F. 2021. Document ai: Benchmarks, models and applications. *arXiv preprint arXiv:2111.08609*.
- Dai, W.; Li, J.; Li, D.; Tiong, A. M. H.; Zhao, J.; Wang, W.; Li, B.; Fung, P. N.; and Hoi, S. 2024. Instructclip: Towards general-purpose vision-language models with instruction tuning. *Advances in Neural Information Processing Systems*, 36.
- Davis, B.; Morse, B.; Price, B.; Tensmeyer, C.; Wigington, C.; and Morariu, V. 2022. End-to-end document recognition and understanding with dessurt. In *European Conference on Computer Vision*, 280–296. Springer.
- Dong, X.; Zhang, P.; Zang, Y.; Cao, Y.; Wang, B.; Ouyang, L.; Zhang, S.; Duan, H.; Zhang, W.; Li, Y.; et al. 2024. InternLM-XComposer2-4KHD: A Pioneering Large Vision-Language Model Handling Resolutions from 336 Pixels to 4K HD. *arXiv preprint arXiv:2404.06512*.
- Feng, H.; Liu, Q.; Liu, H.; Zhou, W.; Li, H.; and Huang, C. 2023a. DocPedia: Unleashing the Power of Large Multimodal Model in the Frequency Domain for Versatile Document Understanding. *arXiv preprint arXiv:2311.11810*.
- Feng, H.; Wang, Z.; Tang, J.; Lu, J.; Zhou, W.; Li, H.; and Huang, C. 2023b. Unidoc: A universal large multimodal model for simultaneous text detection, recognition, spotting and understanding. *arXiv preprint arXiv:2308.11592*.
- Gu, Z.; Meng, C.; Wang, K.; Lan, J.; Wang, W.; Gu, M.; and Zhang, L. 2022. Xylayoutlm: Towards layout-aware multimodal networks for visually-rich document understanding. In *Proceedings of the IEEE/CVF conference on computer vision and pattern recognition*, 4583–4592.
- Harley, A. W.; Ufkes, A.; and Derpanis, K. G. 2015. Evaluation of deep convolutional nets for document image classification and retrieval. In *2015 13th International Conference on Document Analysis and Recognition (ICDAR)*, 991–995. IEEE.
- Hu, A.; Xu, H.; Ye, J.; Yan, M.; Zhang, L.; Zhang, B.; Li, C.; Zhang, J.; Jin, Q.; Huang, F.; et al. 2024. mplug-docowl 1.5: Unified structure learning for ocr-free document understanding. *arXiv preprint arXiv:2403.12895*.
- Huang, Y.; Lv, T.; Cui, L.; Lu, Y.; and Wei, F. 2022. Layoutlmv3: Pre-training for document ai with unified text and image masking. In *Proceedings of the 30th ACM International Conference on Multimedia*, 4083–4091.
- Huang, Z.; Chen, K.; He, J.; Bai, X.; Karatzas, D.; Lu, S.; and Jawahar, C. 2019. Icdar2019 competition on scanned receipt ocr and information extraction. In *2019 International Conference on Document Analysis and Recognition (ICDAR)*, 1516–1520. IEEE.
- Jaume, G.; Ekenel, H. K.; and Thiran, J.-P. 2019. Funsd: A dataset for form understanding in noisy scanned documents. In *2019 International Conference on Document Analysis and Recognition Workshops (ICDARW)*, volume 2, 1–6. IEEE.
- Kafle, K.; Price, B.; Cohen, S.; and Kanan, C. 2018. Dvqa: Understanding data visualizations via question answering. In *Proceedings of the IEEE conference on computer vision and pattern recognition*, 5648–5656.

- Kahou, S. E.; Michalski, V.; Atkinson, A.; Kádár, Á.; Trischler, A.; and Bengio, Y. 2017. Figureqa: An annotated figure dataset for visual reasoning. *arXiv preprint arXiv:1710.07300*.
- Kim, G.; Hong, T.; Yim, M.; Nam, J.; Park, J.; Yim, J.; Hwang, W.; Yun, S.; Han, D.; and Park, S. 2022. Ocr-free document understanding transformer. In *European Conference on Computer Vision*, 498–517. Springer.
- Kim, G.; Lee, H.; Kim, D.; Jung, H.; Park, S.; Kim, Y.; Yun, S.; Kil, T.; Lee, B.; and Park, S. 2023. Visually-Situated Natural Language Understanding with Contrastive Reading Model and Frozen Large Language Models. In *The 2023 Conference on Empirical Methods in Natural Language Processing*.
- Kong, Z.; Dong, P.; Ma, X.; Meng, X.; Niu, W.; Sun, M.; Shen, X.; Yuan, G.; Ren, B.; Tang, H.; et al. 2022. Spvit: Enabling faster vision transformers via latency-aware soft token pruning. In *European conference on computer vision*, 620–640. Springer.
- Kuang, J.; Hua, W.; Liang, D.; Yang, M.; Jiang, D.; Ren, B.; and Bai, X. 2023. Visual information extraction in the wild: practical dataset and end-to-end solution. In *International Conference on Document Analysis and Recognition*, 36–53. Springer.
- Lee, K.; Joshi, M.; Turc, I. R.; Hu, H.; Liu, F.; Eisenschlos, J. M.; Khandelwal, U.; Shaw, P.; Chang, M.-W.; and Toutanova, K. 2023. Pix2struct: Screenshot parsing as pre-training for visual language understanding. In *International Conference on Machine Learning*, 18893–18912. PMLR.
- Li, J.; Li, D.; Savarese, S.; and Hoi, S. 2023a. Blip-2: Bootstrapping language-image pre-training with frozen image encoders and large language models. In *International conference on machine learning*, 19730–19742. PMLR.
- Li, X.; Wu, Y.; Jiang, X.; Guo, Z.; Gong, M.; Cao, H.; Liu, Y.; Jiang, D.; and Sun, X. 2024. Enhancing Visual Document Understanding with Contrastive Learning in Large Visual-Language Models. *arXiv preprint arXiv:2402.19014*.
- Li, Y.; Qian, Y.; Yu, Y.; Qin, X.; Zhang, C.; Liu, Y.; Yao, K.; Han, J.; Liu, J.; and Ding, E. 2021. Structext: Structured text understanding with multi-modal transformers. In *Proceedings of the 29th ACM International Conference on Multimedia*, 1912–1920.
- Li, Z.; Yang, B.; Liu, Q.; Ma, Z.; Zhang, S.; Yang, J.; Sun, Y.; Liu, Y.; and Bai, X. 2023b. Monkey: Image resolution and text label are important things for large multi-modal models. *arXiv preprint arXiv:2311.06607*.
- Liang, Y.; Chongjian, G.; Tong, Z.; Song, Y.; Wang, J.; and Xie, P. 2021. EViT: Expediting Vision Transformers via Token Reorganizations. In *International Conference on Learning Representations*.
- Lin, Z.; Lin, M.; Lin, L.; and Ji, R. 2024. Boosting Multimodal Large Language Models with Visual Tokens Withdrawal for Rapid Inference. *arXiv preprint arXiv:2405.05803*.
- Lin, Z.; Liu, C.; Zhang, R.; Gao, P.; Qiu, L.; Xiao, H.; Qiu, H.; Lin, C.; Shao, W.; Chen, K.; et al. 2023. Sphinx: The joint mixing of weights, tasks, and visual embeddings for multi-modal large language models. *arXiv preprint arXiv:2311.07575*.
- Liu, C.-L.; Yin, F.; Wang, D.-H.; and Wang, Q.-F. 2011. CASIA online and offline Chinese handwriting databases. In *2011 international conference on document analysis and recognition*, 37–41. IEEE.
- Liu, H.; Li, C.; Li, Y.; and Lee, Y. J. 2023a. Improved baselines with visual instruction tuning. *arXiv preprint arXiv:2310.03744*.
- Liu, H.; You, Q.; Han, X.; Liu, Y.; Huang, H.; He, R.; and Yang, H. 2024a. Visual Anchors Are Strong Information Aggregators For Multimodal Large Language Model. *arXiv preprint arXiv:2405.17815*.
- Liu, Y.; Li, Z.; Li, H.; Yu, W.; Huang, M.; Peng, D.; Liu, M.; Chen, M.; Li, C.; Jin, L.; et al. 2023b. On the hidden mystery of ocr in large multimodal models. *arXiv preprint arXiv:2305.07895*.
- Liu, Y.; Yang, B.; Liu, Q.; Li, Z.; Ma, Z.; Zhang, S.; and Bai, X. 2024b. Textmonkey: An ocr-free large multimodal model for understanding document. *arXiv preprint arXiv:2403.04473*.
- Liu, Z.; Lin, Y.; Cao, Y.; Hu, H.; Wei, Y.; Zhang, Z.; Lin, S.; and Guo, B. 2021. Swin transformer: Hierarchical vision transformer using shifted windows. In *Proceedings of the IEEE/CVF international conference on computer vision*, 10012–10022.
- Lloyd, S. 1982. Least squares quantization in PCM. *IEEE transactions on information theory*, 28(2): 129–137.
- Masry, A.; Do, X. L.; Tan, J. Q.; Joty, S.; and Hoque, E. 2022. ChartQA: A Benchmark for Question Answering about Charts with Visual and Logical Reasoning. In *Findings of the Association for Computational Linguistics: ACL 2022*, 2263–2279.
- Mathew, M.; Bagal, V.; Tito, R.; Karatzas, D.; Valveny, E.; and Jawahar, C. 2022. Infographicvqa. In *Proceedings of the IEEE/CVF Winter Conference on Applications of Computer Vision*, 1697–1706.
- Mathew, M.; Karatzas, D.; and Jawahar, C. 2021. Docvqa: A dataset for vqa on document images. In *Proceedings of the IEEE/CVF winter conference on applications of computer vision*, 2200–2209.
- Methani, N.; Ganguly, P.; Khapra, M. M.; and Kumar, P. 2020. Plotqa: Reasoning over scientific plots. In *Proceedings of the IEEE/CVF Winter Conference on Applications of Computer Vision*, 1527–1536.
- Mishra, A.; Shekhar, S.; Singh, A. K.; and Chakraborty, A. 2019. Ocr-vqa: Visual question answering by reading text in images. In *2019 international conference on document analysis and recognition (ICDAR)*, 947–952. IEEE.
- OpenAI. 2022. ChatGPT: Get answers. Find inspiration. Be more productive. Accessed: 2024-05-10.
- Pasupat, P.; and Liang, P. 2015a. Compositional semantic parsing on semi-structured tables. *arXiv preprint arXiv:1508.00305*.

- Pasupat, P.; and Liang, P. 2015b. Compositional semantic parsing on semi-structured tables. *arXiv preprint arXiv:1508.00305*.
- Radford, A.; Kim, J. W.; Hallacy, C.; Ramesh, A.; Goh, G.; Agarwal, S.; Sastry, G.; Askell, A.; Mishkin, P.; Clark, J.; et al. 2021. Learning transferable visual models from natural language supervision. In *International conference on machine learning*, 8748–8763. PMLR.
- Shang, Y.; Cai, M.; Xu, B.; Lee, Y. J.; and Yan, Y. 2024. Llava-prumerge: Adaptive token reduction for efficient large multimodal models. *arXiv preprint arXiv:2403.15388*.
- Shi, B.; Yao, C.; Liao, M.; Yang, M.; Xu, P.; Cui, L.; Belongie, S.; Lu, S.; and Bai, X. 2017. Icdar2017 competition on reading chinese text in the wild (rctw-17). In *2017 14th iapr international conference on document analysis and recognition (ICDAR)*, volume 1, 1429–1434. IEEE.
- Shi, Y.; Peng, D.; Liao, W.; Lin, Z.; Chen, X.; Liu, C.; Zhang, Y.; and Jin, L. 2023. Exploring ocr capabilities of gpt-4v (ision): A quantitative and in-depth evaluation. *arXiv preprint arXiv:2310.16809*.
- Šimsa, Š.; Šulc, M.; Uříčář, M.; Patel, Y.; Hamdi, A.; Kocián, M.; Skalický, M.; Matas, J.; Doucet, A.; Coustaty, M.; et al. 2023. Docile benchmark for document information localization and extraction. In *International Conference on Document Analysis and Recognition*, 147–166. Springer.
- Singh, A.; Natarajan, V.; Shah, M.; Jiang, Y.; Chen, X.; Batra, D.; Parikh, D.; and Rohrbach, M. 2019. Towards vqa models that can read. In *Proceedings of the IEEE/CVF conference on computer vision and pattern recognition*, 8317–8326.
- Stanisławek, T.; Graliński, F.; Wróblewska, A.; Lipiński, D.; Kaliska, A.; Rosalska, P.; Topolski, B.; and Biecek, P. 2021. Kleister: key information extraction datasets involving long documents with complex layouts. In *International Conference on Document Analysis and Recognition*, 564–579. Springer.
- Studio, A. 2022. Insurance Text Visual QA.
- Sun, H.; Kuang, Z.; Yue, X.; Lin, C.; and Zhang, W. 2021. Spatial dual-modality graph reasoning for key information extraction. *arXiv preprint arXiv:2103.14470*.
- Svetlichnaya, S. 2020. DeepForm: Understand structured documents at scale.
- Tanaka, R.; Iki, T.; Nishida, K.; Saito, K.; and Suzuki, J. 2024. InstructDoc: A Dataset for Zero-Shot Generalization of Visual Document Understanding with Instructions. *arXiv preprint arXiv:2401.13313*.
- Tanaka, R.; Nishida, K.; and Yoshida, S. 2021. Visualmrc: Machine reading comprehension on document images. In *Proceedings of the AAAI Conference on Artificial Intelligence*, volume 35, 13878–13888.
- Tang, J.; Lin, C.; Zhao, Z.; Wei, S.; Wu, B.; Liu, Q.; Feng, H.; Li, Y.; Wang, S.; Liao, L.; et al. 2024a. TextSquare: Scaling up Text-Centric Visual Instruction Tuning. *arXiv preprint arXiv:2404.12803*.
- Tang, J.; Liu, Q.; Ye, Y.; Lu, J.; Wei, S.; Lin, C.; Li, W.; Mahmood, M. F. F. B.; Feng, H.; Zhao, Z.; et al. 2024b. MTVQA: Benchmarking Multilingual Text-Centric Visual Question Answering. *arXiv preprint arXiv:2405.11985*.
- Tang, Z.; Yang, Z.; Wang, G.; Fang, Y.; Liu, Y.; Zhu, C.; Zeng, M.; Zhang, C.; and Bansal, M. 2023. Unifying vision, text, and layout for universal document processing. In *Proceedings of the IEEE/CVF conference on computer vision and pattern recognition*, 19254–19264.
- Team, I. 2023. Internlm: A multilingual language model with progressively enhanced capabilities.
- The Vicuna Team. 2023. Vicuna: An Open-Source Chatbot Impressing GPT-4 with 90 Accessed: 2024-05-10.
- Tianchi. 2020. OCR Text Reading Order Sorting Dataset.
- Touvron, H.; Lavril, T.; Izacard, G.; Martinet, X.; Lachaux, M.-A.; Lacroix, T.; Rozière, B.; Goyal, N.; Hambro, E.; Azhar, F.; et al. 2023. Llama: Open and efficient foundation language models. *arXiv preprint arXiv:2302.13971*.
- Turski, M.; Stanisławek, T.; Kaczmarek, K.; Dyda, P.; and Graliński, F. 2023. Ccpdf: Building a high quality corpus for visually rich documents from web crawl data. In *International Conference on Document Analysis and Recognition*, 348–365. Springer.
- Vedantam, R.; Lawrence Zitnick, C.; and Parikh, D. 2015. Cider: Consensus-based image description evaluation. In *Proceedings of the IEEE conference on computer vision and pattern recognition*, 4566–4575.
- Veit, A.; Matera, T.; Neumann, L.; Matas, J.; and Belongie, S. 2016. Coco-text: Dataset and benchmark for text detection and recognition in natural images. *arXiv preprint arXiv:1601.07140*.
- Wang, J.; Jin, L.; and Ding, K. 2022. LiLT: A Simple yet Effective Language-Independent Layout Transformer for Structured Document Understanding. In *Proceedings of the 60th Annual Meeting of the Association for Computational Linguistics (Volume 1: Long Papers)*, 7747–7757.
- Wang, Y.; Zhou, W.; Feng, H.; Zhou, K.; and Li, H. 2023. Towards improving document understanding: An exploration on text-grounding via mllms. *arXiv preprint arXiv:2311.13194*.
- Wei, H.; Kong, L.; Chen, J.; Zhao, L.; Ge, Z.; Yang, J.; Sun, J.; Han, C.; and Zhang, X. 2023a. Vary: Scaling up the vision vocabulary for large vision-language models. *arXiv preprint arXiv:2312.06109*.
- Wei, S.; Ye, T.; Zhang, S.; Tang, Y.; and Liang, J. 2023b. Joint token pruning and squeezing towards more aggressive compression of vision transformers. In *Proceedings of the IEEE/CVF Conference on Computer Vision and Pattern Recognition*, 2092–2101.
- Wei, S.; Ye, T.; Zhang, S.; Tang, Y.; and Liang, J. 2024. HRVDA: High-Resolution Visual Document Assistant. In *Proceedings of the IEEE/CVF Conference on Computer Vision and Pattern Recognition*.
- Xu, Y.; Li, M.; Cui, L.; Huang, S.; Wei, F.; and Zhou, M. 2020. Layoutlm: Pre-training of text and layout for document image understanding. In *Proceedings of the 26th ACM SIGKDD international conference on knowledge discovery & data mining*, 1192–1200.

Xu, Y.; Xu, Y.; Lv, T.; Cui, L.; Wei, F.; Wang, G.; Lu, Y.; Florencio, D.; Zhang, C.; Che, W.; et al. 2021. LayoutLMv2: Multi-modal Pre-training for Visually-rich Document Understanding. In *Proceedings of the 59th Annual Meeting of the Association for Computational Linguistics and the 11th International Joint Conference on Natural Language Processing (Volume 1: Long Papers)*, 2579–2591.

Yang, A.; Xiao, B.; Wang, B.; Zhang, B.; Bian, C.; Yin, C.; Lv, C.; Pan, D.; Wang, D.; Yan, D.; et al. 2023. Baichuan 2: Open large-scale language models. *arXiv preprint arXiv:2309.10305*.

Ye, J.; Hu, A.; Xu, H.; Ye, Q.; Yan, M.; Xu, G.; Li, C.; Tian, J.; Qian, Q.; Zhang, J.; et al. 2023a. Ureader: Universal ocr-free visually-situated language understanding with multimodal large language model. *arXiv preprint arXiv:2310.05126*.

Ye, Q.; Xu, H.; Xu, G.; Ye, J.; Yan, M.; Zhou, Y.; Wang, J.; Hu, A.; Shi, P.; Shi, Y.; et al. 2023b. mplug-owl: Modularization empowers large language models with multimodality. *arXiv preprint arXiv:2304.14178*.

Yu, Y.; Li, Y.; Zhang, C.; Zhang, X.; Guo, Z.; Qin, X.; Yao, K.; Han, J.; Ding, E.; and Wang, J. ????. Struct-Tv2: Masked Visual-Textual Prediction for Document Image Pre-training. In *The Eleventh International Conference on Learning Representations*.

Yu, Y.-Q.; Liao, M.; Wu, J.; Liao, Y.; Zheng, X.; and Zeng, W. 2024. TextHawk: Exploring Efficient Fine-Grained Perception of Multimodal Large Language Models. *arXiv preprint arXiv:2404.09204*.

Zhang, H.; Liang, L.; and Jin, L. 2020. SCUT-HCCDoc: A new benchmark dataset of handwritten Chinese text in unconstrained camera-captured documents. *Pattern Recognition*, 108: 107559.

Zhang, J.; Chen, B.; Cheng, H.; Guo, F.; Ding, K.; and Jin, L. 2023. DocAligner: Annotating real-world photographic document images by simply taking pictures. *arXiv preprint arXiv:2306.05749*.

Zhang, S.; Yang, B.; Li, Z.; Ma, Z.; Liu, Y.; and Bai, X. 2024. Exploring the Capabilities of Large Multimodal Models on Dense Text. *arXiv preprint arXiv:2405.06706*.

Zhong, X.; ShafieiBavani, E.; and Jimeno Yepes, A. 2020. Image-based table recognition: data, model, and evaluation. In *European conference on computer vision*, 564–580. Springer.

Zhu, F.; Lei, W.; Huang, Y.; Wang, C.; Zhang, S.; Lv, J.; Feng, F.; and Chua, T.-S. 2021. TAT-QA: A question answering benchmark on a hybrid of tabular and textual content in finance. *arXiv preprint arXiv:2105.07624*.

Appendix

Training Data

Table 7: Datasets used in pre-training and instruction tuning phase.

Stage	Datasets
Pre-training	CASIA-HWDB (Liu et al. 2011), CCpdf (Turski et al. 2023), ChartQA (Masry et al. 2022), DeepForm (Svetlichnaya 2020), DocVQA (Mathew, Karatzas, and Jawahar 2021), DVQA (Kafle et al. 2018), FigureQA (Kahou et al. 2017), InfoVQA (Mathew et al. 2022), KLC (Stanislawek et al. 2021), OCRVQA (Mishra et al. 2019), PlotQA (Methani et al. 2020), PubTabNet (Zhong, ShafieiBavani, and Jimeno Yepes 2020), RVL-CDIP (Harley, Ufkes, and Derpanis 2015), SCUT-HCCDoc (Zhang, Liang, and Jin 2020), SynthDog (Kim et al. 2022), TAT-QA (Zhu et al. 2021), VisualMRC (Tanaka, Nishida, and Yoshida 2021), WildReceipt (Sun et al. 2021)
Instruction tuning	ChartQA (Masry et al. 2022), DeepForm (Svetlichnaya 2020), DocILE (Šimsa et al. 2023), DocVQA (Mathew, Karatzas, and Jawahar 2021), DVQA (Kafle et al. 2018), InfoVQA (Mathew et al. 2022), InsuranceQA (Studio 2022), KLC (Stanislawek et al. 2021), OCR-TROSD(Tianchi 2020), TAT-QA (Zhu et al. 2021), VisualMRC (Tanaka, Nishida, and Yoshida 2021), WildReceipt (Sun et al. 2021), WTQ (Pasupat and Liang 2015a)

The training data for the two stages are summarized in Table 7.




Figure 6: Effects of applying DTS to natural scene images.

Evaluation Metrics for Each Benchmark

DocVQA (Mathew, Karatzas, and Jawahar 2021), InfoVQA (Mathew et al. 2022), ChartQA (Masry et al. 2022), WTQ (Pasupat and Liang 2015b), and VisualMRC (Tanaka, Nishida, and Yoshida 2021) are all datasets designed for visual document image question answering. DocVQA encompasses a variety of document types, featuring a rich diversity of questions and data types. InfoVQA focuses on infographics that contain an abundance of visual elements. ChartQA and WTQ specifically target question answering for chart data and tabular data, respectively. VisualMRC,

Table 8: The enhancement brought to other MLLMs by Adaptive Pixel Slimming. **Relative improvements** are highlighted in bold. Accuracy proposed in (Zhang et al. 2024) is adopted as the metric for all benchmarks.

Methods	Resolution	TextVQA
LLaVA1.5 (Liu et al. 2023a)	336×336	38.7
LLaVA1.5 (Liu et al. 2023a) + APS		40.2 (+4.1%)
Qwen-VL (Bai et al. 2023b)	448×448	62.1
Qwen-VL (Bai et al. 2023b) + APS		62.4 (+0.4%)
Monkey (Li et al. 2023b)	896×896	64.3
Monkey (Li et al. 2023b) + APS		65.2 (+1.4%)

on the other hand, places a greater emphasis on developing natural language understanding and generation capabilities. DeepForm (Svetlichnaya 2020), FUNSD (Jaume, Ekenel, and Thiran 2019), SROIE (Huang et al. 2019), and POIE (Kuang et al. 2023) are key information extraction datasets where the model is required to identify the value corresponding to a given key.

Widely used text-centric benchmarks employ diverse metrics to better capture the distinct characteristics among various datasets. As depicted in Table 2 within the main text, both DocVQA (Mathew, Karatzas, and Jawahar 2021) and InfoVQA (Mathew et al. 2022) utilize ANLS (Biten et al. 2019) as their metric. The results reported are evaluated on their respective official websites. ChartQA (Masry et al. 2022) is evaluated by accuracy relaxed accuracy (Methani et al. 2020), while VisualMRC (Tanaka, Nishida, and Yoshida 2021) relies on CIDER (Vedantam, Lawrence Zitnick, and Parikh 2015). DeepForm (Svetlichnaya 2020) is measured by F1 score, and WTQ (Pasupat and Liang 2015a) is evaluated by accuracy.

Potential Applications for Scene Text Images

APS is primarily designed for document images, where redundant regions are commonly distinctly defined. In contrast, elements in natural scene images tend to be more complex, making it challenging to identify extensive redundant regions. Consequently, APS generally has a limited impact on natural scene tasks. To validate this, we applied APS to the TextVQA dataset. As shown in Table 8, APS does not introduce any negative impact. Some visualization results of APS in this scenario can be found in the last row of Fig. 7.

The redundant regions in document images are often simple, such as plain backgrounds, distinguishing these regions is relatively easy. This raises the question of whether DTS’s effectiveness is due to this simplicity. Although this paper primarily explores VDU tasks, we are also interested in the generalizability of DTS. Therefore, we conducted some experiments on natural scene images. Specifically, we re-trained a scene text image full-text recognition model using some open-source scene text data (Ch’ng and Chan 2017; Singh et al. 2019; Shi et al. 2017; Veit et al. 2016), performing only the first pre-training phase. We then applied DTS to the trained model and tested it on the TextVQA dataset. Some visual results are shown in Fig. 6. It can be seen that DTS is effective in distinguishing nonessential regions even in the complex backgrounds of natural scene images.

Algorithm 2: Adaptive Pixel Slimming

Require:

```
Source document image  $I_S \in \mathbb{R}^{H \times W \times 3}$ 
SIZE=2048
 $t_n = 50$ 
 $t_c = 10$ 
ICR(Identify continuous regions where the values exceed  $t_v$ 
and the count of consecutive occurrences is greater than  $t_c$ .)
1: Sobelx = abs(Sobel( $I_S$ , direction=x))
2: Sobely = abs(Sobel( $I_S$ , direction=y))
3: Initialize  $I_G \in \mathbb{R}^{H \times W}$ 
4:  $I_G(i, j) = \max(\text{Sobel}_x(i, j), \text{Sobel}_y(i, j))$ 
5:  $I_G[I_G < t_n] = 0$ 
6:  $I_G = \text{resize}(I_G, (\text{SIZE}, \text{SIZE}))$ 
7:  $\text{sum}_y = \text{sum}(I_G(i, j), \text{along } y \text{ direction}) \in \mathbb{R}^{\text{SIZE}}$ 
8:  $\text{blocks}_y = \text{ICR}(\text{sum}_y, t_v, t_c)$ 
9:  $\text{blocks}_y = \text{normalize\_to\_original\_size}(\text{blocks}_y, (H, W), \text{SIZE})$ 
10:  $\text{sum}_x = \text{sum}(I_G(i, j), \text{along } x \text{ direction}) \in \mathbb{R}^{\text{SIZE}}$ 
11:  $\text{blocks}_x = \text{ICR}(\text{sum}_x, t_v, t_c)$ 
12:  $\text{blocks}_x = \text{normalize\_to\_original\_size}(\text{blocks}_x, (H, W), \text{SIZE})$ 
13:  $I_t = \text{remove\_blocks}(\text{blocks}_y, \text{blocks}_x, I_S)$ 
14: return  $I_t$ 
```

More Details and Results of Adaptive Pixel Slimming

The specific computation method and parameter settings for Adaptive Pixel Slimming are detailed in Algorithm 2, which provides additional details beyond the main text: 1. The 2D gradient map is obtained by taking the maximum value from the gradient maps in the x and y directions. This approach aims to ensure the accuracy of redundancy detection while minimizing false positives. Using the maximum value rather than the average prevents the removal of regions with features in a single direction, such as table lines. 2. Noise removal is performed by setting gradient values below a threshold t_n to zero, thereby reducing interference from background texture noise. 3. Before identifying redundant regions based on the value threshold t_v , we normalize the gradient map to a fixed resolution. This normalization ensures that the threshold is robust to varying resolutions.

In Fig. 7, we present some results of Adaptive Pixel Slimming, demonstrating its effectiveness in removing redundant regions from document images and reducing image resolution. The impact on natural scene images is minimal.

More Details and Results of Dynamic Token Slimming

The pseudocode for the Similarity Weighted Aggregation method in DTS is shown in Algorithm 3.

We present the visualization results of APS and DTS on different data types in Figure 1. From these visualizations, we can draw the following conclusions: 1) APS effectively removes redundant regions when document backgrounds are simple, but struggles in scenarios involving graphics, document borders, table lines, or photographs. 2) In contrast, DTS is more robust and can handle these challenging cases that APS cannot. 3) While DTS is not perfect and may mistakenly classify some text areas as redundant, the impact of

Algorithm 3: Similarity Weighted Aggregation

Require:

```
essential_tokens
nonessential_tokens
FMS (find the most similar token)
1: mappings = {}
2: for token in nonessential_tokens:
3:   most_similar_essential_token = FMS(token, tokens in essential_tokens)
4:   mappings[token] = most_similar_essential_token
5: updated_essential_tokens = []
6: for token in essential_tokens:
7:   similar_nonessential_tokens = []
8:   for key,value in mappings:
9:     if token == value:
10:      similar_nonessential_tokens.append(key)
11:   if len(similar_nonessential_tokens)==0:
12:     updated_essential_tokens.append(token)
13:   else:
14:     updated_essential_tokens.append(weighted_sum(token, similar_nonessential_tokens))
15: return updated_essential_tokens
```

this issue in practical applications is minimal because: 1) As detailed in the methodology section, DTS does not completely discard redundant tokens but retains as much information as possible through similarity-weighted aggregation; 2) Although DTS might mask useful areas at the image level, during the image encoding process, information from these regions is integrated into neighboring tokens.

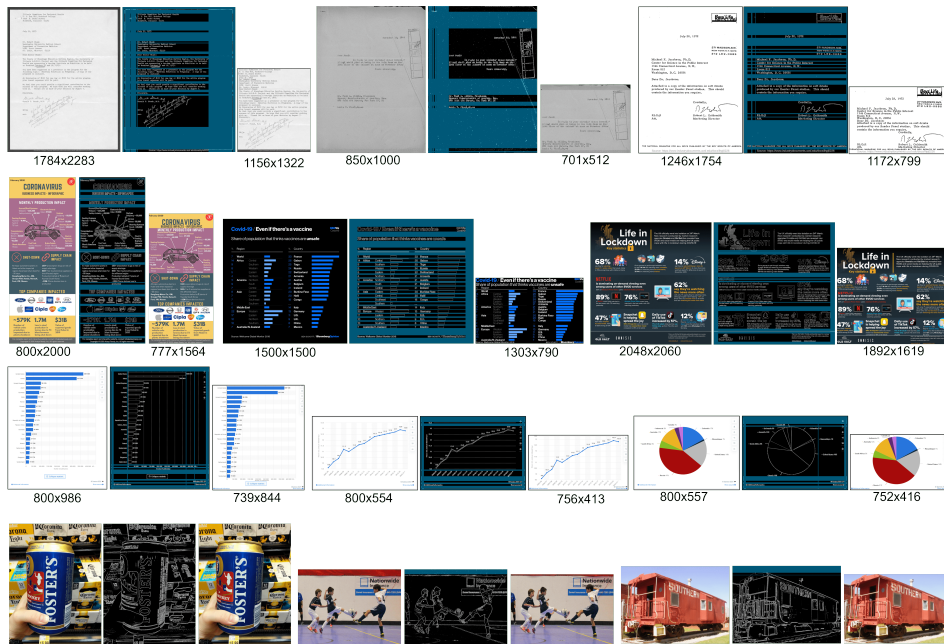


Figure 7: Additional visual results of Adaptive Pixel Slimming on various types of data. The redundant regions identified by Adaptive Pixel Slimming are highlighted on the corresponding gradient maps. The resolution for some images is indicated below the respective images.




Figure 8: More visualized results of APS and DTS. The identified redundant regions are highlighted in light blue.