
Evaluating the Quality of Hallucination Benchmarks for Large Vision-Language Models

Bei Yan^{1,2,3}, Jie Zhang^{1,2,3}, Zheng Yuan^{1,2,3}, Shiguang Shan^{1,2,3}, Xilin Chen^{1,2,3}

¹Institute of Computing Technology, Chinese Academy of Sciences

²University of Chinese Academy of Sciences

³Key Laboratory of AI Safety, Chinese Academy of Sciences

Abstract

Despite the rapid progress and outstanding performance of Large Vision-Language Models (LVLMs) in recent years, LVLMs have been plagued by the issue of hallucination, i.e., LVLMs tend to generate responses that are inconsistent with the corresponding visual inputs. To evaluate the degree of hallucination in LVLMs, previous works have proposed a series of benchmarks featuring different types of tasks and evaluation metrics. However, we find that the quality of the existing hallucination benchmarks varies, with some suffering from problems, e.g., inconsistent evaluation results under repeated tests, and misalignment with human evaluation. To this end, we propose a **H**allucination benchmark **Q**uality **M**easurement framework (**HQM**), which leverages various indicators to assess the reliability and validity of existing hallucination benchmarks separately. Specifically, for reliability we explore test-retest reliability and parallel-forms reliability, while for validity we examine criterion validity and coverage of hallucination types. Furthermore, based on the results of our quality measurement, we construct a **H**igh-**Q**uality **H**allucination Benchmark (**HQH**) for LVLMs. We conduct an extensive evaluation of over 10 representative LVLMs, including GPT-4o and Gemini-Vision-Pro, to provide an in-depth analysis of the hallucination issues in existing models. Our benchmark is publicly available at <https://github.com/HQHBench/HQHBench>.

1 Introduction

In recent years, the rise of Large Language Models (LLMs) [7, 26, 37, 45, 47] has led to a great revolution in the field of artificial intelligence. Building on the success of LLMs, Large Vision-Language Models (LVLMs) [1, 2, 5, 6, 8, 17, 18, 21, 27, 35, 44, 48], sometimes referred to as Large Multimodal Models (LMMs), have made remarkable advancements. These models usually use LLMs as the foundational architecture and align features from other modalities accordingly, demonstrating exceptional capabilities across various multimodal tasks, such as image captioning and visual question answering (VQA). Despite their outstanding performance, LVLMs are significantly plagued by the issue of hallucination, which could lead to harmful consequences, particularly when users without sufficient domain knowledge over-rely on the models.

The original concept of hallucination is introduced for LLMs and categorized into factuality hallucination and faithfulness hallucination [13, 14, 30]. Factuality hallucination occurs when the generated content is inconsistent with real-world facts, while faithfulness hallucination refers to the discrepancy between the generated content and the context provided by the input instruction or output content itself. Compared to LLMs, hallucination in LVLMs is defined as inconsistency of the generated textual content and the visual input [3, 20], emphasizing the multimodal inconsistency.

To assess the degree of hallucination in LVLMs, previous studies have proposed a series of hallucination benchmarks, supporting evaluation of close-ended tasks [12, 23, 24, 38, 43] and open-ended

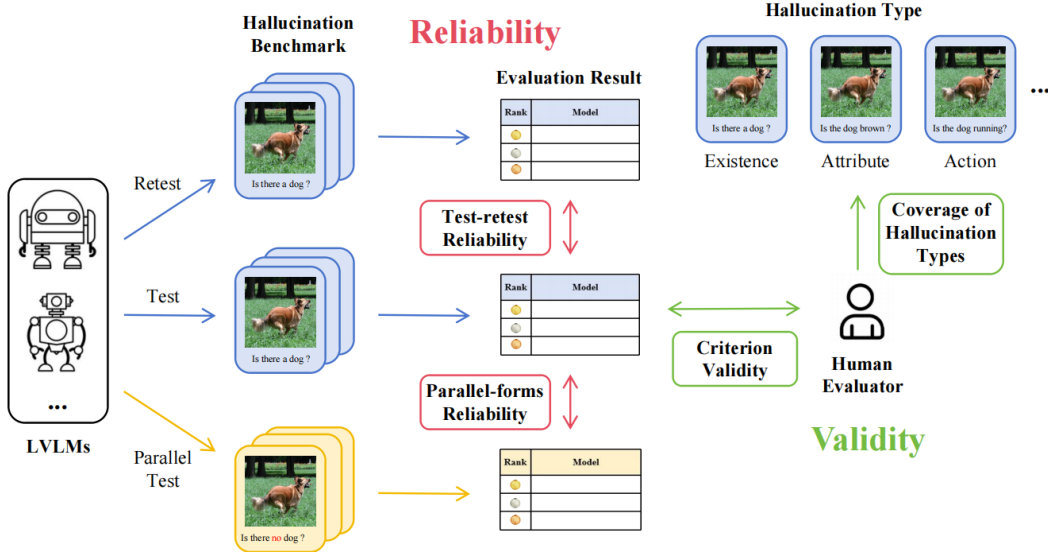


Figure 1: Overview of our Hallucination benchmark Quality Measurement framework (HQM), assessing both reliability and validity. For reliability, we explore test-retest reliability and parallel-forms reliability, examining whether the evaluation results are consistent under repeated tests and parallel tests. For validity, we measure criterion validity and the coverage of hallucination types, focusing on whether the benchmark evaluation is aligned with human evaluation and comprehensive.

tasks [4, 19, 29, 34, 39]. Close-ended tasks include yes-or-no questions and multiple-choice questions, while open-ended tasks contain image captioning and free-form VQA. However, we find that some benchmarks suffer from quality issues, such as inconsistent evaluation results under repeated tests, misalignment with human evaluation, and limited coverage of hallucination types [4, 23, 43], which raise doubts about the trustworthiness of their evaluation results. Thus, it is necessary to measure the quality of existing hallucination benchmarks.

Inspired by psychometrics [10, 31, 33], we propose a framework of quality measurement for hallucination benchmarks from the perspective of reliability and validity. An overview of our quality measurement framework is illustrated in Figure 1. For reliability, we assess test-retest reliability and parallel-forms reliability, examining whether the evaluation results are consistent under repeated tests and parallel tests. For validity, we measure criterion validity, i.e., whether the evaluation results are aligned with human evaluation, and the coverage of hallucination types. Through detailed analysis, we summarize the strengths and limitations of existing benchmarks as follows. Firstly, we argue that benchmarks of close-ended tasks offer efficient automated evaluation but exhibit certain deficiencies in reliability since LVLMs are susceptible to response bias [36] introduced by task settings, such as acquiescence bias and dissent bias in yes-or-no questions [9, 43], position bias in multiple-choice questions [42, 46]. Such bias manifests as the tendency to answer "yes" or "no" to yes-or-no questions and select a specific option in multiple-choice questions. In contrast, benchmarks of open-ended tasks avoid response bias as they allow for more freedom in responses, but have limitations in validity, suffering from more severe misalignment between their evaluation and human evaluation.

Considering the balance between reliability and validity, we opt to build our hallucination benchmark on open-ended tasks, specifically free-form VQA. We collect images from Visual Genome [16] dataset and design image-instruction pairs covering comprehensive types of hallucination, including attribute, action, counting, environment, (spatial) relation, comparison, OCR, and existence. To ensure the reliability of our benchmark, we calculate the test-retest reliability and parallel-forms reliability for each image-instruction pair. High-reliability samples are filtered out to constitute our benchmark. As for metric, existing free-form VQA benchmarks use hallucination score, which leverages external LLMs like GPT [1, 26, 27] to assign a specific score to the hallucination level of model response. We think such scoring-based metrics are too difficult for current LLMs, resulting in the misalignment with human evaluation as shown in Appendix C. Instead, we employ a simplified process: given detailed image information, the model only needs to determine whether the response is hallucinated. Thus, the hallucination rate can be computed as the evaluation metric. Compared

to score-based metrics, our simplified process is more effective, which can minimize the gap in evaluation capabilities between GPT [1, 26, 27] and human evaluators, enhancing the validity of our benchmark.

In conclusion, our contributions are as follows:

- We propose a **H**allucination benchmark **Q**uality **M**easurement framework (**HQM**) for LVLMs, which leverages different indicators to assess the reliability and validity.
- Under our proposed quality measurement framework, we construct a new **H**igh-**Q**uality **H**allucination Benchmark (**HQH**) with improved reliability and validity.
- To provide an in-depth analysis of the hallucination issues in existing models, we conduct a large-scale evaluation of over 10 representative LVLMs using our benchmark **HQH**, including GPT-4o [27] and Gemini-Vision-Pro [35].

2 Related Works

2.1 Large Vision-Language Models

Built on the success of LLMs [7, 26, 37, 45, 47], LVLMs [1, 2, 5, 6, 8, 17, 18, 21, 27, 35, 44, 48] have rapidly developed, demonstrating strong capabilities. Researchers have constructed a series of advanced LVLMs using various methods. For example, BLIP2 [18] adopts a lightweight Q-Former architecture and uses cross-attention mechanisms to align textual and visual representations. Instruct-BLIP [8] incorporates textual instructions into the Q-Former, enhancing the model performance. LLaVA [22] is the first to introduce instruction tuning techniques to the multimodal field, forming the most mature open-source multimodal model. The emergence of other open-source models such as MiniGPT-4 [48], Otter [17], Shikra [6], and Qwen-VL [2] have further propelled the development of LVLMs. Additionally, many powerful closed-source LVLMs, including Gemini-Vision-Pro [35] and GPT-4o [27], have publicly released their APIs, promoting the development of downstream applications. In this paper, we use these open-source LVLMs as test models under our HQM framework, and benchmark them along with several closed-source models on our HQH.

2.2 Hallucination Benchmarks for LVLMs

In the context of LVLMs, hallucination refers to the inconsistency of the generated textual content and the visual input [3, 20]. To evaluate the degree of hallucination in LVLMs, various hallucination benchmarks have been proposed, which can be divided into two categories, close-ended tasks and open-ended tasks. For close-ended tasks, previous works design yes-or-no questions [12, 23, 43] or multiple-choice questions [24], using accuracy as evaluation metric. For example, POPE [43] constructs yes-or-no questions based on different polling strategies to detect whether the responses contain non-existent objects. Following works like AMBER [38] extend yes-or-no questions to other types of hallucination. For open-ended tasks, existing works often employ image captioning [4, 29, 32, 38, 39] or free-form VQA [19, 34]. One kind of evaluation metric is CHAIR [32] and its variants [4, 15], which calculates the proportion of hallucinated objects to all objects mentioned in the response and is mostly used for image captioning. For instance, OpenCHAIR [4] leverages OCH, which expands CHAIR to an open vocabulary, to evaluate the hallucination in image descriptions. Another kind of metric hallucination score utilizes external LLMs like GPT [1, 26, 27] to grade the degree of hallucination and give exact scores to the generated responses, which is relatively more popular in free-form VQA benchmarks like MMHal [34] and GAVIE [19]. We select several representative benchmarks to conduct quality measurement.

3 Hallucination Benchmark Quality Measurement Framework

Inspired by psychometrics [10, 31, 33], we propose a hallucination benchmark quality evaluation framework HQM. Psychometrics, i.e., the science of psychological assessment, has been long utilized to measure the psychological construct of human [33]. To some degree, AI benchmarks for evaluating model capabilities have similarities with psychological tests used to assess human psychological constructs like intelligence. Therefore, the integration of psychometrics into AI evaluation has received increasing attention [28, 40]. Our framework is guided by the systematic test quality

assessment approaches in psychometrics, focusing on both the reliability and validity of hallucination benchmarks. An overview of our quality measurement framework is shown in Figure 1.

3.1 Reliability

Reliability refers to the consistency or stability of a test [33, 40]. We leverage two reliability indicators, test-retest reliability [33] and parallel-forms reliability [33], to quantify the reliability of a hallucination benchmark.

Test-retest Reliability. We use test-retest reliability to reflect the consistency of evaluation results under repeated tests, also known as replicability. Specifically, for each benchmark, we conduct two repeated tests on the same set of test models with different random seeds. The Pearson correlation coefficient [11] between the two sets of results is calculated as the test-retest reliability:

$$\text{Test-retest Reliability} = r(S, S_{retest}) = \frac{Cov(S, S_{retest})}{\sigma_S \sigma_{S_{retest}}}, \quad (1)$$

where S represents the original evaluation results, S_{retest} represents the retest results, Cov denotes covariance, and σ denotes standard deviation. We expect the two sets of results to a consistent level, without significant fluctuations. Higher test-retest reliability indicates that the benchmark is less affected by random factors introduced during the evaluation process, such as the random seed used in the test.

Parallel-forms Reliability. Parallel-forms reliability is utilized to illustrate the consistency of evaluation results across parallel tests, which is somewhat analogous to robustness. For each benchmark, we generate its parallel version by constructing equivalent prompts. In detail, yes-or-no questions are rewritten into questions with opposite ground truth answers, the order of options in multiple-choice questions is randomly shuffled, and instructions for captioning and free-form VQA are rephrased into synonymous expressions. Examples of the rewritten prompts are shown in Appendix B. Similar to test-retest reliability, we test the two parallel-forms benchmarks on the same models and calculate their Pearson correlation coefficient [11] to obtain the parallel-forms reliability:

$$\text{Parallel-forms Reliability} = r(S, S_{parallel}) = \frac{Cov(S, S_{parallel})}{\sigma_S \sigma_{S_{parallel}}}, \quad (2)$$

where S represents the original evaluation results and $S_{parallel}$ represents the results of the parallel form. Higher parallel-forms reliability suggests that the benchmark is less influenced by the response bias introduced by specific task settings.

3.2 Validity

Validity indicates how well a test measures what it is designed to measure [33, 41]. To assess the validity of a hallucination benchmark, we leverage the criterion validity [41] and the coverage of hallucination types.

Criterion Validity. Criterion validity measures the extent to which evaluation results correlate with a criterion result. We randomly sample 100 image-instruction pairs from each benchmark and manually review the responses of all models, obtaining the human evaluation results as the criterion. More details about human evaluation can be found in Appendix E. Criterion validity is quantified via the correlation between the automated benchmark evaluation results and human evaluation results:

$$\text{Criterion Validity} = r(S, S_{human}) = \frac{Cov(S, S_{human})}{\sigma_S \sigma_{S_{human}}}, \quad (3)$$

where S represents the original benchmark evaluation results and S_{human} represents the human evaluation results. Higher criterion validity illustrates that the evaluation metric is more accurate and effective.

Coverage of Hallucination Types. We examine whether a hallucination benchmark comprehensively covers different types of hallucination as well. Currently, various studies classify hallucinations with different levels of granularity [12, 19, 34, 38]. Based on the division in MMHal [34], we further

Rank	Model	Accuracy↑
1	InstructBLIP-Vicuna-13B	0.832
2	InstructBLIP-Vicuna-7B	0.831
3	Shikra-7B-VQA	0.830
4	LLaVa-1.5-13B	0.827
5	InstructBLIP-Flan-T5-XL	0.821

POPE

Rank	Model	Accuracy↑
1	Shikra-7B	0.803
2	InstructBLIP-Vicuna-13B	0.802
3	InstructBLIP-Vicuna-13B	0.801
4	LLaVa-1.5-13B	0.801
5	Shikra-7B-VQA	0.781

AMBER-d

Rank	Model	CHAIR↓
1	Qwen-VL	0.026
2	BLIP2-Flan-T5-XL	0.033
3	BLIP2-OPT-3b	0.035
4	BLIP2-OPT-7B	0.037
5	LLaVa-1.5-13B	0.067

AMBER-g

Rank	Model	OCH↓
1	Qwen-VL	0.243
2	BLIP2-Flan-T5-XL	0.258
3	BLIP2-OPT-7B	0.376
4	BLIP2-OPT-3B	0.431
5	MiniGPT-v2-Grounding	0.463

OpenCHAIR

Rank	Model	Hal Score↑
1	LLaVa-1.5-7B	3.823
2	LLaVa-1.5-13B	3.688
3	InstructBLIP-Vicuna-7B	3.635
4	InstructBLIP-Flan-T5-XXL	3.552
5	MiniGPT4-Vicuna-13B	3.552

MMHal

Rank	Model	Hal Score↑
1	LLaVa-1.5-7B	7.670
2	LLaVa-1.5-13B	7.657
3	MiniGPT-v2	7.593
4	MiniGPT4-LLaMa-2	7.369
5	InstructBLIP-Flan-T5-XXL	7.285

GAVIE

Figure 2: Leaderboards of mainstream LLMs on existing hallucination benchmarks.

Table 1: Quality measurement results of hallucination benchmarks. The upper benchmarks are based on close-ended tasks, while the lower benchmarks build on open-ended tasks. **Hal** is short for hallucination. The top-2 results are **bolded** and underlined, respectively.

Benchmark	Task	Metric	Reliability			Validity	
			Test-retest	Parallel-forms	Average	Criterion	#Hal Types
POPE [43]	Yes-or-No	Accuracy	0.9996	0.3563	0.6779	0.9628	1
AMBER-d [38]	Yes-or-No	Accuracy	<u>0.9986</u>	0.3636	0.6811	0.9307	3
AMBER-g [38]	Captioning	CHAIR	0.9378	0.5333	0.7356	0.8935	1
OpenCHAIR [4]	Captioning	OCH	0.9896	0.5510	0.7703	0.6755	1
MMHal [34]	Free-form	Hal Score	0.8784	<u>0.8412</u>	<u>0.8598</u>	0.4309	8
GAVIE [19]	Free-form	Hal Score	0.8728	0.8157	0.8442	0.3081	8
HQH (Ours)	Free-form	Hal Rate	0.9955	0.9950	0.9953	<u>0.9415</u>	8

categorize hallucination into the following types: attribute, action, counting, environment, (spatial) relation, comparison, OCR, and existence, with 8 types in total. Our division essentially covers nearly all perceptual scenarios. Ideally, a comprehensive hallucination benchmark should include as many types of hallucinations as possible, supporting a thorough analysis of how the model performs across different hallucination types.

3.3 Quality Measurement

We select 5 representative publicly available hallucination benchmarks, POPE [43], AMBER (including AMBER-d and AMBER-g) [38], OpenCHAIR [4], MMHal [34], and GAVIE [19], for quality measurement. The information about these benchmarks is shown in Table 1. We test on 9 currently mainstream open-source LLMs, with a total of 20 checkpoints. Due to cost considerations, all benchmarks requiring GPT [1, 26, 27] assistance are conducted using GPT-3.5 [26]. Leaderboards of these models on existing benchmarks are illustrated in Figure 2. More detailed evaluation results can be found in Appendix A. It can be observed that there are considerable differences in evaluation results across different benchmarks. The performance and rankings of models vary from one benchmark to another, making it difficult to determine which evaluation is more trustworthy.

Table 1 presents the overall quality measurement results under our HQM framework. Specifically, in terms of test-retest reliability, open-ended benchmarks exhibit lower performance, which is primarily due to the reason that open-ended tasks allow for a higher degree of freedom in model responses, leading to greater variability during repeated tests. In contrast, regarding parallel-forms reliability, close-ended benchmarks reveal obvious shortcomings due to the response bias of models towards specific task settings, including acquiescence bias, dissent bias, and position bias. In the evaluation of POPE [43] and AMBER-d [38], we calculate the yes-ratio of each model, which denotes the proportion of model responses answering "yes" to the given yes-or-no questions. As shown in Table

Table 2: Partial evaluation results on POPE and AMBER-d under original test and parallel test. **Yes(%)** denotes the proportion of responses answering "yes" to the given question. **-p** denotes the results under parallel test.

Model	POPE		POPE-p		AMBER-d		AMBER-d-p	
	Accuracy ↑	Yes(%)	Accuracy ↑	Yes(%)	Accuracy ↑	Yes(%)	Accuracy ↑	Yes(%)
Ground Truth	-	0.333	-	0.667	-	0.5	-	0.5
MiniGPT4-LLaMa-2 [48]	0.461	0.783	0.538	0.706	0.548	0.883	0.463	0.818
Otter [17]	0.595	0.715	0.438	0.756	0.661	0.759	0.461	0.804
MiniGPT4-Vicuna-7B [48]	0.622	0.251	0.398	0.217	0.548	0.202	0.497	0.184
Qwen-VL [2]	0.761	0.193	0.440	0.220	0.791	0.325	0.500	0.021
Shikra-7B [6]	0.803	0.216	0.376	0.253	0.798	0.384	0.401	0.191

Table 3: Partial evaluation results on AMBER-g and OpenCHAIR under original test and parallel test. **Avg Len** denotes the average length of model responses, i.e., the average number of words. **-p** denotes the results under parallel test.

Model	AMBER-g		AMBER-g-p		OpenCHAIR		OpenCHAIR-p	
	CHAIR ↓	Avg Len	CHAIR ↓	Avg Len	OCH ↓	Avg Len	OCH ↓	Avg Len
InstructBLIP-Flan-T5-XXL [8]	0.151	104.66	0.037	10.37	0.525	103.07	0.261	10.29
InstructBLIP-Vicuna-7B [8]	0.085	80.53	0.031	10.66	0.470	93.04	0.265	10.85
InternLM-XComposer-VL-7B [44]	0.109	56.44	0.044	22.53	0.470	64.33	0.433	25.91
MiniGPT-v2 [5]	0.153	83.09	0.133	74.02	0.497	76.32	0.494	65.47
Otter [17]	0.102	47.15	0.128	63.46	0.493	55.94	0.506	63.69

2, we find that MiniGPT4-LLaMa-2 [48] and Otter [17] suffer from significant acquiescence bias, i.e., the tendency to answer "yes", with much higher yes-ratios than ground truth. MiniGPT4-Vicuna-7B [48], Qwen-VL [2] and Shikra-7B [6] encounter great dissent bias, i.e., the tendency to answer "no", exhibiting apparently lower yes-ratios. Such bias affects the reliability of these benchmarks, making it unclear whether the low accuracy is caused by hallucination or the inherent response bias of models themselves. In open-ended benchmarks, the parallel-forms reliability of AMBER-g [38] and OpenCHAIR [4], which are built on image captioning, is also unsatisfactory. This is because, in captioning tasks, the response lengths of certain models are significantly influenced by the design of prompt. As shown in Table 3, given equivalent prompts, "*Describe the image.*" in original test and "*Provide a description of the image.*" in parallel test, the average response lengths of some models fluctuates greatly. Empirically, the longer the response, the higher the likelihood of generating hallucination. Therefore, the differences in response length undermine the stability of the evaluation results.

As for criterion validity, although close-ended benchmarks provide standard answers and restrict models to choosing from a given set of potential answers, their evaluation is still not completely aligned with human evaluation. This discrepancy arises because some models do not strictly follow the prompt to generate only the given form of answers such as "yes", "no" or options "A, B, C"; instead, they may append their own analysis after providing their choice. A common occurrence during the evaluation is that the model provides the correct answer, but there exists hallucination in the analysis which is contradictory to the answer. Meanwhile, the evaluation of open-ended tasks encounters more obvious criterion validity issues. In image captioning benchmarks AMBER-g [38] and OpenCHAIR [4], both metrics calculate only the proportion of hallucinated objects among all mentioned objects, detecting only existence hallucination. This results in the misalignment with human evaluation since image descriptions usually contain multiple types of hallucination. In free-form VQA, hallucination score, which leverages external LLMs like GPT [1, 26, 27] to assign a specific score to the hallucination level of model response, also presents limitations. The primary reason, in our view, is that it is too difficult for current LLMs to accurately grade the degree of hallucination in model responses as shown in Appendix C. Even with provided scoring guidelines, there remains a gap between LLMs and human evaluators. Additionally, prompt engineering can also influence the performance. Except for criterion validity, we investigate the range of hallucination types covered by these benchmarks. As summarized in Table 4, certain benchmarks, like POPE [43] and AMBER-g [38], concentrate on just one or partial type of hallucination. Though MMHal [34] and GAVIE [19] cover a comprehensive range of types, MMHal [34] has too few samples, with only 96 in total, while GAVIE [19] does not have hallucination type labels, making it difficult to evaluate model performance across different types separately.

Table 4: Comparison between hallucination benchmarks on coverage of hallucination types. **Labeled** indicates whether the benchmark contains hallucination type labels.

Benchmark	Hallucination Type								Labeled
	Attribute	Action	Counting	Environment	Comparison	Relation	OCR	Existence	
POPE [43]	✗	✗	✗	✗	✗	✗	✗	✓	-
AMBER-d [38]	✓	✗	✗	✗	✗	✓	✗	✓	✓
AMBER-g [38]	✗	✗	✗	✗	✗	✗	✗	✓	-
OpenCHAIR [4]	✗	✗	✗	✗	✗	✗	✗	✓	-
MMHal [34]	✓	✓	✓	✓	✓	✓	✓	✓	✓
GAVIE [19]	✓	✓	✓	✓	✓	✓	✓	✓	✗
HQH (Ours)	✓	✓	✓	✓	✓	✓	✓	✓	✓

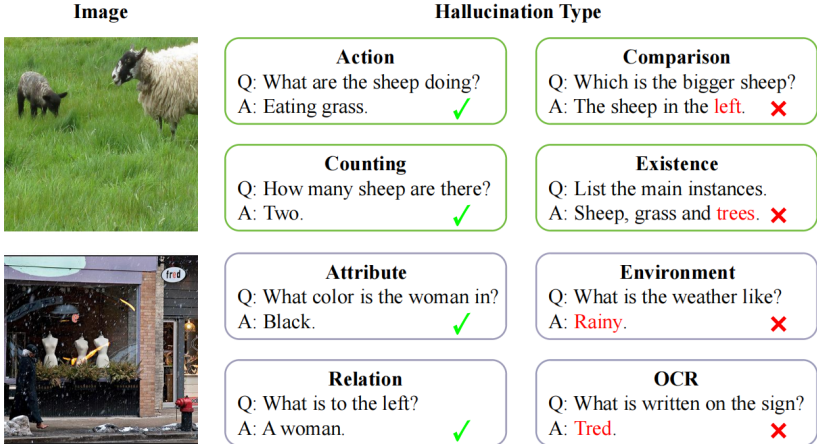


Figure 3: Examples of image-instruction pairs for different hallucination types.

4 High-Quality Hallucination Benchmark

Based on the analysis of the quality measurement results in Section 3.3, we propose HQH, a high-quality hallucination benchmark with improved reliability and validity.

4.1 Data Collection

Considering that close-ended settings inevitably introduce response bias to some models as illustrated in Section 3.3, our HQH is built on open-ended tasks. Since the evaluation results of captioning tasks fluctuate significantly with different prompts, leading to reliability issues, we opt to conduct our evaluation through free-form VQA.

We collect images from the validation set of Visual Genome [16] dataset and design instructions covering comprehensive types of hallucinations. To ensure the reliability of our benchmark, we use the two reliability indicators mentioned in Section 3.1 to filter high-reliability samples. Specifically, we calculate the test-retest reliability and parallel-forms reliability for each image-instruction pair, selecting 200 high-reliability pairs for each hallucination type, in total of 1600 pairs, to form our benchmark. Examples of the constructed samples are illustrated in Figure 3.

4.2 Evaluation Metric

Regarding the evaluation metric, we think it is beyond the capabilities of current LLMs to accurately grade the degree of hallucination in responses to the same level as human evaluators. Therefore, we employ a simplified process to enhance the validity of our benchmark: given detailed image information, the model only needs to determine whether the response is hallucinated. Leveraging extensive annotations from Visual Genome [16], we meticulously design the prompt for HQH evaluation, building on the prompts used in hallucination scoring [19, 34]. The format of our prompt is shown in Figure 4. Complete examples are shown in Appendix D. By extracting hallucination judgments from GPT answers, we calculate the hallucination rate as our evaluation metric.

Given the input instruction, ground truth answer and detailed image information, please determine whether the response provided by a Large Vision-Language Model (LVLM) contains any hallucination. Hallucination here refers to the situation that the generated response is inconsistent with the input image.

Please note that the ground truth answer and image information only contain factual information and may not be completely comprehensive in describing all the objects and their attributes. Detailed analysis or reasoning in LVLM response should be encouraged and not considered as hallucination.

To evaluate the LVLM responses, you need to provide brief evidence to support your judgment.

###Evaluation criteria:

-Without hallucination: The LVLM response is semantically similar to the ground truth answer and does not contain any contradictory factual claim with the provided information.

-With hallucination: The LVLM response is completely different from the ground truth answer, or contains a contradictory factual claim about an object, action, attribute, or any other detail that is not grounded in the provided information.

###Instruction: [INSTRUCTION]

###Ground Truth: [GROUND TRUTH]

###Image Caption: [CAPTION]

###Image Details: [ANNOTATIONS]

###Model Response: [MODEL RESPONSE]

###Output Format: With/Without hallucination, [evidence].

Figure 4: The prompt used in HQH evaluation.

Table 5: Evaluation results on HQH. The top-2 results are **bolded** and underlined, respectively.

Model	Hallucination Rate ↓								
	Attribute	Action	Counting	Environment	Comparison	Relation	OCR	Existence	Overall
BLIP2-OPT-3B [18]	0.645	0.390	0.725	0.690	0.720	0.720	0.755	0.750	0.674
BLIP2-OPT-7B [18]	0.525	0.345	0.745	0.655	0.685	0.685	0.825	0.730	0.649
BLIP2-Flan-T5-XL [18]	0.440	0.275	0.260	0.455	0.585	0.545	0.795	0.405	0.470
InstructBLIP-Flan-T5-XL [8]	0.155	0.235	0.140	0.265	0.555	0.495	0.680	0.595	0.390
InstructBLIP-Flan-T5-XXL [8]	0.255	0.255	0.195	0.260	0.495	0.490	0.720	0.435	0.388
InstructBLIP-Vicuna-13B [8]	0.175	<u>0.110</u>	0.300	0.300	0.575	0.440	0.700	0.395	0.374
InstructBLIP-Vicuna-7B [8]	0.150	0.170	0.250	0.245	0.450	0.420	0.630	0.385	0.338
InternLM-XComposer-VL-7B [44]	0.210	0.335	0.185	0.430	0.500	0.545	0.690	0.730	0.453
LLaVa-1.5-13B [22]	0.170	0.195	0.330	0.205	0.235	0.345	0.220	0.510	0.276
LLaVa-1.5-7B [22]	0.170	0.225	0.325	0.170	0.230	0.390	0.330	0.655	0.312
MiniGPT4-LLaMa-2 [48]	0.540	0.470	0.830	0.425	0.585	0.680	0.815	0.900	0.656
MiniGPT4-Vicuna-13B [48]	0.440	0.365	0.555	0.470	0.600	0.655	0.810	0.800	0.587
MiniGPT4-Vicuna-7B [48]	0.520	0.445	0.395	0.570	0.640	0.745	0.875	0.710	0.613
MiniGPT-v2 [5]	0.280	0.300	0.375	0.290	0.400	0.525	0.775	0.885	0.479
MiniGPT-v2-VQA [5]	0.275	0.325	0.215	0.390	0.495	0.505	0.715	0.575	0.437
Otter [17]	0.445	0.280	0.420	0.365	0.535	0.645	0.570	0.790	0.506
Qwen-VL [2]	0.070	0.160	0.060	<u>0.140</u>	0.170	0.225	0.115	<u>0.295</u>	<u>0.154</u>
Shikra-7B [6]	0.380	0.400	0.400	0.370	0.620	0.655	0.745	0.840	0.551
Shikra-7B-VQA [6]	0.130	0.260	<u>0.085</u>	0.270	0.365	0.315	0.540	0.435	0.300
Gemini-Vision-Pro [35]	0.185	0.305	0.205	0.290	0.315	0.395	0.175	0.320	0.274
GPT-4o [27]	<u>0.100</u>	0.055	0.135	0.055	<u>0.180</u>	<u>0.260</u>	<u>0.155</u>	0.150	0.136

4.3 Evaluation Results

We measure the quality of both our HQH and existing hallucination benchmarks under HQM framework. To ensure a fair comparison, we also use GPT-3.5 [26] as the external LLM in our evaluation. Table 1 shows that HQH exhibits the highest reliability among all benchmarks, and its validity is also comparable to that of close-ended tasks. This demonstrates that HQH provides credible and meaningful hallucination evaluation for LVLMs.

Additionally, we evaluate our benchmark on 9 open-source LVLMs and 2 advanced closed-source models, GPT-4o [27] and Gemini-Vision-Pro [35]. The results for different hallucination types are presented in Table 5. As presented, GPT-4o [27] shows the best performance among all the models, followed by Qwen-VL [2] and Gemini-Vision-Pro [35]. However, more than half of the models have a hallucination rate exceeding 40%, and even the most advanced GPT-4o [27] still exhibits hallucination in over 10% of its responses. This indicates that there is still substantial room for improvement in mitigating hallucination in LVLMs. Upon further analysis, we observe that except for InstructBLIP-Vicuna [8], models with larger parameter sizes tend to exhibit fewer hallucination issues, which suggests that the parameter size may be a contributing factor to the hallucination problem. Figure 5 provides a more intuitive comparison between the top-8 LVLMs across different hallucination types. We find that current LVLMs exhibit comparatively less severe attribute, action, counting, and environment hallucination. The average hallucination rate of action across all models is

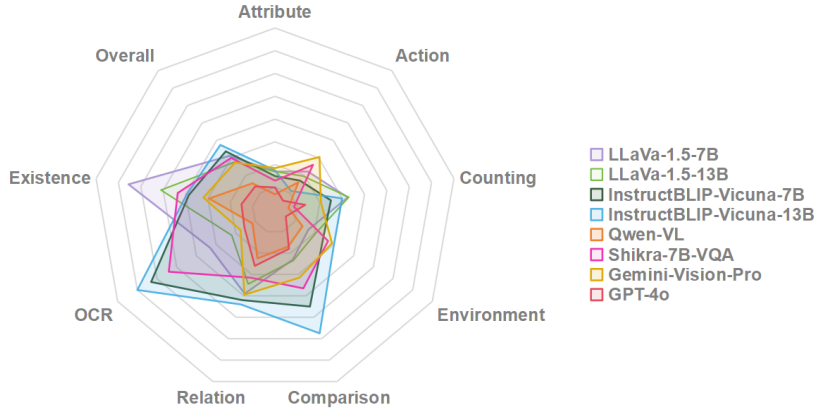


Figure 5: Comparison of the hallucination rates \downarrow of the top-8 LVLMs on different hallucination types. A smaller area indicates better performance.

approximately 28%. Meanwhile, existence, OCR, and comparison hallucination pose more significant challenges for LVLMs, with the average hallucination rate of OCR reaching 60%, necessitating greater attention in future works.

5 Discussion

Benchmark Quality. There are already studies raising serious concerns about the reliability and validity of current AI benchmarks [25]. Reliable and valid benchmarks are the foundation of trustworthy evaluation for AI models. To the best of our knowledge, HQM is the first framework aimed at measuring the quality of AI benchmarks. While it is developed for hallucination benchmarks, the principles are general and can be extended to other benchmarks with slight modifications. We believe this framework will help to discover potential reliability and validity issues in existing benchmarks and inspire their improvement.

AI & Psychometrics. Psychometrics is the science of how to maximize the quality of psychological assessments [33]. As mentioned in Section 3, psychological tests in psychometrics share commonalities with AI evaluation benchmarks. The integration of psychometrics into AI may bring new opportunities for AI evaluation [28, 40], such as the possibility of using construct-oriented paradigms from psychometrics to evaluate the latent constructs of general AI [40]. Our work mainly leverages the quality measurement methods of psychological tests. There are many other potential combinations that deserve further exploration.

Limitations. There exists some limitations in our benchmark. On one hand, some annotations in Visual Genome [16] are not comprehensive enough; on the other hand, we leverage GPT [1, 26, 27] in our HQH evaluation, but there still remains a gap in evaluation capabilities between GPT and human evaluators.

6 Conclusion

We introduce a quality measurement framework for hallucination benchmarks (HQM), utilizing various indicators to assess their reliability and validity. Through the results of quality measurement under HQM, we construct a new high-quality hallucination benchmark (HQH), which is more reliable, valid, and comprehensive. We benchmark our HQH on over 10 mainstream LVLMs, illustrating that there is still substantial room for improvement. We anticipate that our research will inspire future work in the field of LLM hallucination.

References

- [1] Josh Achiam, Steven Adler, Sandhini Agarwal, Lama Ahmad, Ilge Akkaya, Florencia Leoni Aleman, Diogo Almeida, Janko Altenschmidt, Sam Altman, Shyamal Anadkat, et al. Gpt-4 technical report. *arXiv preprint arXiv:2303.08774*, 2023.
- [2] Jinze Bai, Shuai Bai, Shusheng Yang, Shijie Wang, Sinan Tan, Peng Wang, Junyang Lin, Chang Zhou, and Jingren Zhou. Qwen-vl: A versatile vision-language model for understanding, localization, text reading, and beyond. *arXiv preprint arXiv:2308.12966*, 2023.
- [3] Zechen Bai, Pichao Wang, Tianjun Xiao, Tong He, Zongbo Han, Zheng Zhang, and Mike Zheng Shou. Hallucination of multimodal large language models: A survey. *arXiv preprint arXiv:2404.18930*, 2024.
- [4] Assaf Ben-Kish, Moran Yanuka, Morris Alper, Raja Giryes, and Hadar Averbuch-Elor. Mitigating open-vocabulary caption hallucinations. *arXiv preprint arXiv:2312.03631*, 2024.
- [5] Jun Chen, Deyao Zhu, Xiaoqian Shen, Xiang Li, Zechun Liu, Pengchuan Zhang, Raghuraman Krishnamoorthi, Vikas Chandra, Yunyang Xiong, and Mohamed Elhoseiny. Minigt-v2: large language model as a unified interface for vision-language multi-task learning. *arXiv preprint arXiv:2310.09478*, 2023.
- [6] Keqin Chen, Zhao Zhang, Weili Zeng, Richong Zhang, Feng Zhu, and Rui Zhao. Shikra: Unleashing multimodal llm’s referential dialogue magic. *arXiv preprint arXiv:2306.15195*, 2023.
- [7] Hyung Won Chung, Le Hou, Shayne Longpre, Barret Zoph, Yi Tay, William Fedus, Yunxuan Li, Xuezhi Wang, Mostafa Dehghani, Siddhartha Brahma, et al. Scaling instruction-finetuned language models. *Journal of Machine Learning Research*, 25(70):1–53, 2024.
- [8] Wenliang Dai, Junnan Li, Dongxu Li, Anthony Meng Huat Tiong, Junqi Zhao, Weisheng Wang, Boyang Li, Pascale N Fung, and Steven Hoi. Instructblip: Towards general-purpose vision-language models with instruction tuning. *Advances in Neural Information Processing Systems*, 36, 2024.
- [9] Chaoyou Fu, Peixian Chen, Yunhang Shen, Yulei Qin, Mengdan Zhang, Xu Lin, Jinrui Yang, Xiaowu Zheng, Ke Li, Xing Sun, Yunsheng Wu, and Rongrong Ji. Mme: A comprehensive evaluation benchmark for multimodal large language models. *arXiv preprint arXiv:2306.13394*, 2023.
- [10] R Michael Furr. *Psychometrics: an introduction*. SAGE publications, 2021.
- [11] Francis Galton. Typical laws of heredity. Royal Institution of Great Britain, 1877.
- [12] Tianrui Guan, Fuxiao Liu, Xiyang Wu, Ruiqi Xian, Zongxia Li, Xiaoyu Liu, Xijun Wang, Lichang Chen, Furong Huang, Yaser Yacoob, Dinesh Manocha, and Tianyi Zhou. Hallusion-bench: An advanced diagnostic suite for entangled language hallucination & visual illusion in large vision-language models, 2023.
- [13] Lei Huang, Weijiang Yu, Weitao Ma, Weihong Zhong, Zhangyin Feng, Haotian Wang, Qianglong Chen, Weihua Peng, Xiaocheng Feng, Bing Qin, et al. A survey on hallucination in large language models: Principles, taxonomy, challenges, and open questions. *arXiv preprint arXiv:2311.05232*, 2023.
- [14] Ziwei Ji, Nayeon Lee, Rita Frieske, Tiezheng Yu, Dan Su, Yan Xu, Etsuko Ishii, Ye Jin Bang, Andrea Madotto, and Pascale Fung. Survey of hallucination in natural language generation. *ACM Computing Surveys*, 55(12):1–38, 2023.
- [15] Liqiang Jing, Ruosen Li, Yunmo Chen, Mengzhao Jia, and Xinya Du. Faithscore: Evaluating hallucinations in large vision-language models. *arXiv preprint arXiv:2311.01477*, 2023.
- [16] Ranjay Krishna, Yuke Zhu, Oliver Groth, Justin Johnson, Kenji Hata, Joshua Kravitz, Stephanie Chen, Yannis Kalantidis, Li-Jia Li, David A Shamma, et al. Visual genome: Connecting language and vision using crowdsourced dense image annotations. *International journal of computer vision*, 123:32–73, 2017.

- [17] Bo Li, Yuanhan Zhang, Liangyu Chen, Jinghao Wang, Jingkang Yang, and Ziwei Liu. Otter: A multi-modal model with in-context instruction tuning. *arXiv preprint arXiv:2305.03726*, 2023.
- [18] Junnan Li, Dongxu Li, Silvio Savarese, and Steven Hoi. Blip-2: Bootstrapping language-image pre-training with frozen image encoders and large language models. In *International conference on machine learning*, pages 19730–19742. PMLR, 2023.
- [19] Fuxiao Liu, Kevin Lin, Linjie Li, Jianfeng Wang, Yaser Yacoob, and Lijuan Wang. Mitigating hallucination in large multi-modal models via robust instruction tuning. In *The Twelfth International Conference on Learning Representations*, 2023.
- [20] Hanchao Liu, Wenyuan Xue, Yifei Chen, Dapeng Chen, Xiutian Zhao, Ke Wang, Liping Hou, Rongjun Li, and Wei Peng. A survey on hallucination in large vision-language models. *arXiv preprint arXiv:2402.00253*, 2024.
- [21] Haotian Liu, Chunyuan Li, Yuheng Li, and Yong Jae Lee. Improved baselines with visual instruction tuning. *arXiv preprint arXiv:2310.03744*, 2023.
- [22] Haotian Liu, Chunyuan Li, Qingyang Wu, and Yong Jae Lee. Visual instruction tuning. *NeurIPS*, 2023.
- [23] Holy Lovenia, Wenliang Dai, Samuel Cahyawijaya, Ziwei Ji, and Pascale Fung. Negative object presence evaluation (nope) to measure object hallucination in vision-language models. *arXiv preprint arXiv:2310.05338*, 2023.
- [24] Jiaying Lu, Jinmeng Rao, Kezhen Chen, Xiaoyuan Guo, Yawen Zhang, Baochen Sun, Carl Yang, and Jie Yang. Evaluation and mitigation of agnosia in multimodal large language models. *arXiv preprint arXiv:2309.04041*, 2023.
- [25] Melanie Mitchell. How do we know how smart ai systems are? *Science*, 381(6654):eadj5957, 2023.
- [26] OpenAI. Introducing chatgpt, 2022.
- [27] OpenAI. Hello gpt-4o. <https://openai.com/index/hello-gpt-4o/>, 2024.
- [28] Max Pellert, Clemens M Lechner, Claudia Wagner, Beatrice Rammstedt, and Markus Strohmaier. Ai psychometrics: Using psychometric inventories to obtain psychological profiles of large language models. *OSF preprint*, 2023.
- [29] Haoyi Qiu, Wenbo Hu, Zi-Yi Dou, and Nanyun Peng. Valor-eval: Holistic coverage and faithfulness evaluation of large vision-language models. *arXiv preprint arXiv:2404.13874*, 2024.
- [30] Vipula Rawte, Amit Sheth, and Amitava Das. A survey of hallucination in large foundation models. *arXiv preprint arXiv:2309.05922*, 2023.
- [31] Tenko Raykov and George A Marcoulides. *Introduction to psychometric theory*. Routledge, 2011.
- [32] Anna Rohrbach, Lisa Anne Hendricks, Kaylee Burns, Trevor Darrell, and Kate Saenko. Object hallucination in image captioning. *arXiv preprint arXiv:1809.02156*, 2018.
- [33] John Rust and Susan Golombok. *Modern psychometrics: The science of psychological assessment*. Routledge, 2014.
- [34] Zhiqing Sun, Sheng Shen, Shengcao Cao, Haotian Liu, Chunyuan Li, Yikang Shen, Chuang Gan, Liang-Yan Gui, Yu-Xiong Wang, Yiming Yang, et al. Aligning large multimodal models with factually augmented rlhf. *arXiv preprint arXiv:2309.14525*, 2023.
- [35] Gemini Team, Rohan Anil, Sebastian Borgeaud, Yonghui Wu, Jean-Baptiste Alayrac, Jiahui Yu, Radu Soricut, Johan Schalkwyk, Andrew M Dai, Anja Hauth, et al. Gemini: a family of highly capable multimodal models. *arXiv preprint arXiv:2312.11805*, 2023.

- [36] Lindia Tjuatja, Valerie Chen, Sherry Tongshuang Wu, Ameet Talwalkar, and Graham Neubig. Do llms exhibit human-like response biases? a case study in survey design. *arXiv preprint arXiv:2311.04076*, 2023.
- [37] Hugo Touvron, Thibaut Lavril, Gautier Izacard, Xavier Martinet, Marie-Anne Lachaux, Timothée Lacroix, Baptiste Rozière, Naman Goyal, Eric Hambro, Faisal Azhar, et al. Llama: Open and efficient foundation language models. *arXiv preprint arXiv:2302.13971*, 2023.
- [38] Junyang Wang, Yuhang Wang, Guohai Xu, Jing Zhang, Yukai Gu, Haitao Jia, Ming Yan, Ji Zhang, and Jitao Sang. An llm-free multi-dimensional benchmark for mllms hallucination evaluation. *arXiv preprint arXiv:2311.07397*, 2023.
- [39] Junyang Wang, Yiyang Zhou, Guohai Xu, Pengcheng Shi, Chenlin Zhao, Haiyang Xu, Qinghao Ye, Ming Yan, Ji Zhang, Jihua Zhu, et al. Evaluation and analysis of hallucination in large vision-language models. *arXiv preprint arXiv:2308.15126*, 2023.
- [40] Xiting Wang, Liming Jiang, Jose Hernandez-Orallo, Luning Sun, David Stillwell, Fang Luo, and Xing Xie. Evaluating general-purpose ai with psychometrics. *arXiv preprint arXiv:2310.16379*, 2023.
- [41] Susan E Whitely. Construct validity: Construct representation versus nomothetic span. *Psychological bulletin*, 93(1):179, 1983.
- [42] Cheng Xu, Xiaofeng Hou, Jiacheng Liu, Chao Li, Tianhao Huang, Xiaozhi Zhu, Mo Niu, Lingyu Sun, Peng Tang, Tongqiao Xu, Kwang-Ting Cheng, and Minyi Guo. Mmbench: Benchmarking end-to-end multi-modal dnns and understanding their hardware-software implications. In *2023 IEEE International Symposium on Workload Characterization (IISWC)*, 2023.
- [43] Kun Zhou Jinpeng Wang Wayne Xin Zhao Yifan Li, Yifan Du and Ji-Rong Wen. Evaluating object hallucination in large vision-language models. In *The 2023 Conference on Empirical Methods in Natural Language Processing*, 2023.
- [44] Pan Zhang, Xiaoyi Dong Bin Wang, Yuhang Cao, Chao Xu, Linke Ouyang, Zhiyuan Zhao, Shuangrui Ding, Songyang Zhang, Haodong Duan, Hang Yan, et al. Internlm-xcomposer: A vision-language large model for advanced text-image comprehension and composition. *arXiv preprint arXiv:2309.15112*, 2023.
- [45] Susan Zhang, Stephen Roller, Naman Goyal, Mikel Artetxe, Moya Chen, Shuohui Chen, Christopher Dewan, Mona Diab, Xian Li, Xi Victoria Lin, et al. Opt: Open pre-trained transformer language models. *arXiv preprint arXiv:2205.01068*, 2022.
- [46] Chujie Zheng, Hao Zhou, Fandong Meng, Jie Zhou, and Minlie Huang. Large language models are not robust multiple choice selectors. In *International Conference on Learning Representations*, 2024.
- [47] Lianmin Zheng, Wei-Lin Chiang, Ying Sheng, Siyuan Zhuang, Zhanghao Wu, Yonghao Zhuang, Zi Lin, Zhuohan Li, Dacheng Li, Eric Xing, et al. Judging llm-as-a-judge with mt-bench and chatbot arena. *Advances in Neural Information Processing Systems*, 36, 2024.
- [48] Deyao Zhu, Jun Chen, Xiaoqian Shen, Xiang Li, and Mohamed Elhoseiny. Minigt-4: Enhancing vision-language understanding with advanced large language models. *arXiv preprint arXiv:2304.10592*, 2023.

Appendix

A Detailed Evaluation Results on Existing Hallucination Benchmarks

We provide the detailed evaluation results of open-source LVLMs on existing hallucination benchmarks in Table 6. Additionally, the complete evaluation results of Table 2 and Table 3 are presented in Table 7 and Table 8, respectively.

Table 6: Evaluation results of open-source LVLMs on existing hallucination benchmarks. * represents the main evaluation metric used in our quality measurement. **A-Score** and **R-Score** denotes the accuracy and relevancy hallucination score in GAVIE. The top-2 results are **bolded** and underlined, respectively.

Model	POPE		AMBER-d		AMBER-g	OpenCHIAR	MMHal	GAVIE	
	Acc [†] *	F1 [†]	Acc [†] *	F1 [†]	CHAIR _↓ *	OCH _↓ *	Score [†] *	A-Score [†] *	R-Score [†]
BLIP2-OPT-3B [18]	0.607	0.668	0.584	0.599	0.035	0.431	2.042	6.487	6.230
BLIP2-OPT-7B [18]	0.602	0.684	0.571	0.542	0.037	0.376	2.552	6.974	6.592
BLIP2-Flan-T5-XL [18]	0.771	0.723	0.768	0.828	<u>0.033</u>	<u>0.258</u>	3.125	6.277	5.411
InstructBLIP-Flan-T5-XL [8]	0.821	0.810	0.780	0.826	0.071	0.487	3.177	7.265	6.614
InstructBLIP-Flan-T5-XXL [8]	0.807	0.793	<u>0.802</u>	0.839	0.151	0.525	3.552	7.285	6.879
InstructBLIP-Vicuna-13B [8]	0.832	<u>0.824</u>	0.801	<u>0.847</u>	0.190	0.510	3.531	7.272	6.757
InstructBLIP-Vicuna-7B [8]	<u>0.831</u>	0.828	0.753	0.800	0.085	0.470	3.635	7.250	6.740
InternLM-XComposer-VL-7B [44]	0.818	0.822	0.777	0.829	0.109	0.470	3.156	6.647	5.807
LLaVa-1.5-13B [22]	0.827	0.815	0.801	0.843	0.067	0.486	<u>3.688</u>	<u>7.657</u>	<u>7.400</u>
LLaVa-1.5-7B [22]	0.815	0.810	0.744	0.800	0.075	0.496	3.823	7.670	7.404
MiniGPT4-LLaMa-2 [48]	0.548	0.674	0.461	0.377	0.186	0.546	3.292	7.369	7.121
MiniGPT4-Vicuna-13B [48]	0.553	0.571	0.605	0.700	0.162	0.547	3.552	6.966	6.641
MiniGPT4-Vicuna-7B [48]	0.548	0.353	0.622	0.729	0.170	0.558	3.177	6.925	6.693
MiniGPT-v2 [5]	0.794	0.789	0.702	0.763	0.153	0.497	3.281	7.593	7.299
MiniGPT-v2-Grounding [5]	-	-	-	-	0.096	0.463	-	-	-
MiniGPT-v2-VQA [5]	0.807	0.796	0.724	0.786	-	-	2.833	6.114	5.379
Otter [17]	0.663	0.733	0.595	0.558	0.102	0.493	3.042	7.191	6.944
Qwen-VL [2]	0.791	0.747	0.761	0.835	0.026	0.243	3.333	6.038	5.231
Shikra-7B [6]	0.798	0.765	0.803	0.875	0.089	0.489	2.688	7.282	7.030
Shikra-7B-VQA [6]	0.830	0.819	0.781	0.828	-	-	2.958	6.513	5.856

Table 7: Evaluation results on POPE and AMBER-d under original test and parallel test. **Yes(%)** denotes the proportion of responses answering "yes" to the given question. **-p** denotes the results under parallel test.

Model	POPE		POPE-p		AMBER-d		AMBER-d-p	
	Accuracy [†]	Yes(%)	Accuracy [†]	Yes(%)	Accuracy [†]	Yes(%)	Accuracy [†]	Yes(%)
Ground Truth	-	0.353	-	0.647	-	0.500	-	0.500
BLIP2-OPT-3B [18]	0.584	0.608	0.385	0.303	0.605	0.691	0.465	0.183
BLIP2-OPT-7B [18]	0.571	0.711	0.390	0.545	0.602	0.760	0.405	0.300
BLIP2-Flan-T5-XL [18]	0.768	0.299	0.698	0.847	0.771	0.326	0.754	0.691
InstructBLIP-Flan-T5-XL [8]	0.780	0.383	0.728	0.785	0.821	0.439	0.812	0.596
InstructBLIP-Flan-T5-XXL [8]	0.802	0.417	0.751	0.799	0.807	0.430	0.795	0.651
InstructBLIP-Vicuna-13B [8]	0.801	0.345	0.355	0.039	0.833	0.460	0.499	0.012
InstructBLIP-Vicuna-7B [8]	0.753	0.409	0.371	0.344	0.831	0.479	0.368	0.499
InternLM-XComposer-VL-7B [44]	0.777	0.341	0.736	0.551	0.818	0.520	0.773	0.553
LLaVa-1.5-13B [22]	0.801	0.380	0.704	0.738	0.827	0.439	0.802	0.581
LLaVa-1.5-7B [22]	0.744	0.364	0.527	0.534	0.815	0.478	0.569	0.439
MiniGPT4-LLaMa-2 [48]	0.461	0.783	0.538	0.706	0.548	0.883	0.463	0.818
MiniGPT4-Vicuna-13B [48]	0.605	0.344	0.425	0.357	0.553	0.538	0.465	0.521
MiniGPT4-Vicuna-7B [48]	0.622	0.251	0.398	0.217	0.548	0.202	0.497	0.184
MiniGPT-v2 [5]	0.702	0.389	0.387	0.368	0.794	0.475	0.386	0.345
MiniGPT-v2-VQA [5]	0.724	0.360	0.397	0.370	0.807	0.448	0.366	0.371
Otter [17]	0.595	0.715	0.438	0.756	0.661	0.759	0.461	0.804
Qwen-VL [2]	0.761	0.193	0.440	0.220	0.791	0.325	0.500	0.021
Shikra-7B [6]	0.803	0.216	0.376	0.253	0.798	0.384	0.401	0.191
Shikra-7B-VQA [6]	0.781	0.373	0.503	0.483	0.830	0.439	0.564	0.329

B Construction of Parallel-forms Benchmarks

We construct the parallel-forms benchmarks by generating equivalent prompts for different tasks. In detail, yes-or-no questions are rewritten into negative forms with opposite ground truth answers. Multiple-choice questions are reconstructed with randomly shuffled options. Prompts for image

Table 8: Evaluation results on AMBER-g and OpenCHAIR under original test and parallel test. **Avg Len** denotes the average length of model responses, i.e., the average number of words. **-p** denotes the results under parallel test.

Model	AMBER-g		AMBER-g-p		OpenCHAIR		OpenCHAIR-p	
	CHAIR ↓	Avg Len	CHAIR ↓	Avg Len	OCH ↓	Avg Len	OCH ↓	Avg Len
BLIP2-OPT-3B [18]	0.035	10.25	0.065	24.74	0.431	60.86	0.456	65.39
BLIP2-OPT-7B [18]	0.037	9.66	0.096	18.37	0.376	21.85	0.395	23.79
BLIP2-Flan-T5-XL [18]	0.033	9.11	0.041	10.57	0.258	11.01	0.265	11.22
InstructBLIP-Flan-T5-XL [8]	0.071	72.42	0.040	10.57	0.487	104.46	0.272	10.63
InstructBLIP-Flan-T5-XXL [8]	0.151	104.66	0.037	10.37	0.525	103.07	0.261	10.29
InstructBLIP-Vicuna-13B [8]	0.190	106.98	0.033	11.47	0.510	100.18	0.271	10.84
InstructBLIP-Vicuna-7B [8]	0.085	80.53	0.031	10.66	0.470	93.04	0.265	10.85
InternLM-XComposer-VL-7B [44]	0.109	56.44	0.044	22.53	0.470	64.33	0.433	25.91
LLaVa-1.5-13B [22]	0.067	74.46	0.071	72.18	0.486	86.04	0.478	82.26
LLaVa-1.5-7B [22]	0.075	74.82	0.075	70.60	0.496	86.12	0.489	80.94
MiniGPT4-LLaMa-2 [48]	0.186	58.99	0.180	54.53	0.546	62.73	0.551	60.34
MiniGPT4-Vicuna-13B [48]	0.162	95.15	0.162	91.06	0.547	96.35	0.555	100.96
MiniGPT4-Vicuna-7B [48]	0.170	64.15	0.177	58.37	0.558	81.68	0.568	81.85
MiniGPT-v2 [5]	0.153	83.09	0.133	74.02	0.497	76.32	0.494	65.47
MiniGPT-v2-Grounding [5]	0.096	26.04	0.091	25.48	0.463	25.44	0.463	25.30
Otter [17]	0.102	47.15	0.128	63.46	0.493	55.94	0.506	63.69
Qwen-VL [2]	0.026	10.23	0.017	6.21	0.243	9.64	0.241	8.59
Shikra-7B [6]	0.089	73.78	0.087	71.97	0.489	79.85	0.448	57.32

Original Form	Parallel Form
<p style="text-align: center;">Yes-or-No Question</p> <p>Q: Is there a dog in the image? GT: Yes.</p>	<p style="text-align: center;">Yes-or-No Question</p> <p>Q: Is there no dog in the image? GT: No.</p>
<p style="text-align: center;">Multiple-choice Question</p> <p>Q: How many dogs are in the image? (A) One. (B) Two. (C) Three. (D) Four. GT: (A)</p>	<p style="text-align: center;">Multiple-choice Question</p> <p>Q: What is the number of dogs in the image? (A) Four. (B) Two. (C) One. (D) Three. GT: (C)</p>
<p style="text-align: center;">Image Captioning</p> <p>Q: Describe the image.</p>	<p style="text-align: center;">Image Captioning</p> <p>Q: Provide a description of the image.</p>
<p style="text-align: center;">Free-form VQA</p> <p>Q: What is the weather like in the image?</p>	<p style="text-align: center;">Free-form VQA</p> <p>Q: How to describe the weather in the image?</p>

Figure 6: Examples of parallel-forms prompts for different tasks.

captioning and free-form VQA are rephrased into synonymous expressions. Examples of the parallel-forms equivalent prompts are shown in Figure 6.

C Examples of Existing Hallucination Benchmark Evaluation

We provide an evaluation example for each existing hallucination benchmark in Figure 7, 8, 9, 10, 11, 12.

D Examples of HQT Evaluation

We present two examples of GPT-assisted evaluation in HQT, as shown in Figure 13, 14. Note that we do not provide ground truth in the evaluation of existence hallucination as the image details are informative enough.

E Details of Human Evaluation

As mentioned in Section 3.2, we randomly select 100 image-instruction pairs from each hallucination benchmark and manually review the responses of all models. The human evaluation is carried out by

an expert specializing in NLP. The evaluation for one benchmark takes about 3 hours to complete on average. We provide instructions for the expert as follows:

"Given the instruction and the image, please determine whether the response provided by a Large Vision-Language Model (LVLM) contains any hallucination. Hallucination here refers to the situation that the response is inconsistent with the input image."

F Dataset Documentation

We provide additional information on the introduced HQH benchmark in this section.

Motivation. HQH is a high-quality hallucination benchmark for LVLMs built on Visual Genome dataset. It is created to evaluate the performance of LVLMs across different types of hallucination, highlighting their shortcomings. By providing a comprehensive and detailed assessment, HQH aims to advance the development of more accurate and reliable LVLMs.


Composition. HQH utilizes images and annotations from Visual Genome, consisting of 1600 image-instruction pairs. These pairs are evenly distributed across 8 hallucination types, with 200 pairs for each type.

Usage and Distribution. HQH is released at <https://github.com/HQHBench/HQHBench>. The data is saved in JSON format, and the evaluation code is also provided. All experiments are conducted on $4 \times$ RTX 3090 GPUs.

License. Following Visual Genome, HQH is under CC BY 4.0 license, ensuring that we obtain consent to use and curate the data.

Ethical concerns. HQH is constructed based on the existing publicly available dataset Visual Genome, which does not contain any personally identifiable information or offensive content.

Image



Instruction
Is there a backpack in the image?


Ground Truth
Yes

Model Response
Yes, there is a backpack present in the scene. It is placed **on the ground** along with some other items, and it appears to be next to a **truck** as well.

POPE
Without hallucination, “Yes” extracted from model response matches ground truth.

Figure 7: An example of POPE evaluation. Hallucination is marked in red. The model response mentions a backpack on the ground and next to a truck, while the image shows a woman wearing the backpack with no truck nearby, thus the evaluation is incorrect.

Image



Instruction
Is the mountain blue in this image?

Ground Truth
No

Model Response
No, this is a **white** mountain.

AMBER-d
Without hallucination, “No” extracted from model response matches ground truth.

Figure 8: An example of AMBER-d evaluation. Hallucination is marked in red. The model response mentions a white mountain, while the mountain in the image is green, thus the evaluation is incorrect.

Image



Instruction

Describe this image.

Model Response


The image features two men on a soccer field playing a game of soccer. One of the players is wearing a red uniform, while the other is wearing a white one. They are engaged in a game of soccer, with one of the players chasing after the ball while the other is trying to intercept it. There are **several other players** scattered around the field, some of whom are closer to the center of the field.

AMBER-g

Without hallucination, CHAIR = 0.

Figure 9: An example of AMBER-g evaluation. Hallucination is marked in **red**. The model response mentions several other players, while there are only two players in the image, thus the evaluation is incorrect.

Image



Instruction

Describe this image.

Model Response

This image shows a variety of colorful candy pieces, including pink, green, blue, and **purple** gummies. They are arranged in a random pattern, with some pieces overlapping each other. The background is **white**, providing a clean and simple contrast to the colorful candy pieces.

OpenCHAIR

Without hallucination, OCH = 0.

Figure 10: An example of OpenCHAIR evaluation. Hallucination is marked in **red**. The model response mentions purple gummies and white background, while they are not in sight in the image, thus the evaluation is incorrect.

Image



Instruction

Which electronic device is larger?

Ground Truth:

The iPod touch on the left is larger than the iPod nano on the right.

Model Response

The iPod is larger than the **iPhone**.

MMHal

Without hallucination, hallucination score = 5.

Figure 11: An example of MMHal evaluation. Hallucination is marked in **red**. The model response mentions iPhone, while there is no iPhone in the image, thus the evaluation is incorrect.

Image



Instruction

Which object is mentioned as dark blue and has an NYPD logo on it?

Model Response

The object mentioned as a dark blue item with an **NYPT** logo is a **jacket**.

GAVIE

Without hallucination, accuracy score = 10, relevancy score = 10.

Figure 12: An example of GAVIE evaluation. Hallucination is marked in **red**. The model response mentions that the dark blue item is a jacket with NYPT logo, while the image shows a dark blue hoodie with NYPD logo, thus the evaluation is incorrect.

Image



Input

Given the input instruction, ground truth answer and detailed image information, please determine whether the response provided by a Large Vision-Language Model (LVLM) contains any hallucination. Hallucination here refers to the situation that the generated response is inconsistent with the input image.

Please note that the ground truth answer and image information only contain factual information and may not be completely comprehensive in describing all the objects and their attributes. Detailed analysis or reasoning in LVLM response should be encouraged and not considered as hallucination.

To evaluate the LVLM responses, you need to provide brief evidence to support your judgment.

###Evaluation criteria:

-Without hallucination: The LVLM response is semantically similar to the ground truth answer and does not contain any contradictory factual claim with the provided information.

-With hallucination: The LVLM response is completely different from the ground truth answer, or contains a contradictory factual claim about an object, action, attribute, or any other detail that is not grounded in the provided information.

###Instruction:

What are the horses doing?

###Ground Truth:

Walking.

###Image Caption:

Three horse wearing coats walk around a large field.

###Image Details:

a brown horse in a field X:162 Y:160 Width:82 Height:82

a brown horse in a field X:258 Y:141 Width:54 Height:54

a brown horse in a field X:297 Y:161 Width:74 Height:74

These are three horses X:108 Y:132 Width:285 Height:285

The horses are wearing capes X:168 Y:158 Width:209 Height:209

This is a purple cape X:260 Y:187 Width:37 Height:37

This is a picture of small grass X:141 Y:235 Width:179 Height:179

The trees have no leaves X:51 Y:69 Width:67 Height:67

The tree is very brown X:63 Y:57 Width:80 Height:80

...

###Model Response:

The horses are wearing blankets and standing in a field. There is a tree in the background and **some buildings visible in the distance.**

###Output Format: With/Without hallucination, [evidence].

GPT Output

With hallucination. The response includes information about buildings visible in the distance, which is not supported by the image details.

Figure 13: The 1st example of HQH evaluation. Hallucination is marked in red.

Image



Input

Given the input instruction and detailed image information, please determine whether the response provided by a Large Vision-Language Model (LVLM) contains any hallucination. Hallucination here refers to the situation that the generated response is inconsistent with the input image.

Please note that the image information only contain factual information and may not be completely comprehensive in describing all the objects and their attributes. Detailed analysis or reasoning in LVLM response should be encouraged and not considered as hallucination.

To evaluate the LVLM responses, you need to provide brief evidence to support your judgment.

###Evaluation criteria:

-Without hallucination: The LVLM response does not contain any contradictory factual claim with the provided information.

-With hallucination: The LVLM response contains a contradictory factual claim about an object, action, attribute, or any other detail that is not grounded in the provided information.

###Instruction:

List the main instances in the image.

###Image Caption:

A small dog is running down the street carrying a frisbee.

###Image Details:

the dog is running X:215 Y:76 Width:84 Height:84
the frisbee is pink and green X:211 Y:111 Width:66 Height:66
the ground is gray X:0 Y:0 Width:497 Height:497
the dog is white X:187 Y:65 Width:149 Height:149
the ground here is very sandy X:18 Y:144 Width:161 Height:161
...

###Model Response:

Here are the main instances in the image: 1. The dog is running with a frisbee in its mouth. 2. **The dog's owner** is holding a leash and looking on as the dog plays with the frisbee. 3. The dog is running across the beach with the frisbee in the air. 4. The dog is running towards the **camera** with the frisbee in its mouth. 5. **The dog's owner** is standing on the beach, looking at the dog play with the frisbee. 6. The background of the image is **a beach with sand and water**. 7. **The sky** is cloudy and there are **some trees** visible in the distance. 8. The dog's fur is white with black spots. 9. The dog's tail is wagging as it runs with the frisbee. 10. The dog's eyes are looking up and to the right as it runs with the frisbee.

###Output Format: With/Without hallucination, [evidence].

GPT Output

With hallucination, The response includes details not present in the image, such as the dog owner, a beach with sand and water. These elements are not supported by the image information provided.

Figure 14: The 2nd example of HQH evaluation. Hallucination is marked in red.