

MaX4Zero: Masked Extended Attention for Zero-Shot Virtual Try-On In The Wild

Nadav Orzech Yotam Nitzan Ulysse Mizrahi Dov Danon Amit H. Bermano

Tel Aviv University




Figure 1: *MaX4Zero* performs Virtual Try-On in-the-wild (for unseen target images and garments) without any fine-tuning. Given a target image (top), and garment image (bottom), and image is generated using a diffusion-based prior that replaces the input garment with the one already worn in the target (right).

ABSTRACT

Virtual Try-On (VTON) is a highly active line of research, with increasing demand. It aims to replace a piece of garment in an image with one from another, while preserving person and garment characteristics as well as image fidelity. Current literature takes a supervised approach for the task, impairing generalization and imposing heavy computation. In this paper, we present a novel zero-shot training-free method for inpainting a clothing garment by reference. Our approach employs the prior of a diffusion model with no additional training, fully leveraging its native generalization capabilities. The method employs extended attention to transfer image information from reference to target images, overcoming two significant challenges. We first initially warp the reference garment over the target human using deep features, alleviating "texture sticking". We then leverage the extended attention mechanism with careful masking, eliminating leakage of reference background and unwanted influence. Through a user study, qualitative, and quantitative comparison to state-of-the-art approaches, we demonstrate superior image quality and garment preservation compared unseen clothing pieces or human figures. Code will be available at our project page: <https://nadavorzech.github.io/max4zero.github.io/>

1 INTRODUCTION

Current generative models showcase remarkable realism and unprecedented understanding of visual concepts, but at the same time, they lack control. While even a motorcycle riding panda can

be generated persuasively, it is difficult to control exactly which jacket the panda should be wearing without drifting away from the natural image manifold. A prominent example for where precise identity and high realism are crucial is Virtual Try-On (VTON). VTON, where a garment taken from one image replaces a garment in another, is a highly active field with direct and immediate commercial applications for the fashion, retail and e-commerce industries. State-of-the-art VTON literature exclusively employs supervision, employing a set of reference-target-result images to fine tune the generative prior to better adhere to the VTON task. As we demonstrate, this approach does not generalize well to unseen garments, impairing the capabilities of the powerful backbone prior through catastrophic forgetting. Instead, we argue contemporary priors already possess the knowledge to handle the task, and only require proper guidance. Hence, we turn to image control literature. Since garment identity is fundamental in our case, common generative based image editing techniques [Meng et al. 2022] are unsuitable, as they do not preserve the patterns and nuances of the fabric well, as we demonstrate. Personalization methods [Arar et al. 2023; Gal et al. 2022, 2023; Nitzan et al. 2022; Ruiz et al. 2023; Tewel et al. 2023; Ye et al. 2023] fit the task closer, however they typically require per-garment training, which is unfeasible for real-world scenarios. In addition, as we demonstrate, they are inferior in terms of quality for the specific VTON case.

In this paper we present *MaX4Zero* — the first Zero-Shot In-the-Wild Virtual Try-On approach, realistically and faithfully augmenting unseen reference items without training. Following recent

personalization and consistency literature, we propose employing Extended Attention [Alaluf et al. 2023; Cao et al. 2023; Geyer et al. 2023]— an attention mechanism mixing information between images during the generation process, encouraging data flow between the reference and target images, resulting in semantic similarity between the two. In doing so, we observe two primary challenges.

First, we see a phenomenon that has been referred to in the literature as *Texture Sticking* [Karras et al. 2021]; as strong as the prior is, some details from the reference image are not understood correctly and treated as texture, presenting "sticking" behavior, where position and orientation of features are not determined semantically, but rather from features in the target image. In order to mitigate this, we warp the reference image to match the target in an initial registration step. This encourages the elements to be positioned correctly during transfer. The correspondences for the deformation are extracted from of the same prior, and gaps between the original garment and the deformed one are also inpainted using the prior.

The second challenge is leakage of background details from the reference garment image, which are clearly irrelevant to the VTON process. To alleviate leakage, we propose masking the attention of unrelated regions in the extended attention, preventing background regions from leaking into the main generation. Together, these steps balance the preservation of garment identity and details, while leveraging the prior to ensure the resulting image is on the natural image manifold.

We evaluate our approach against state-of-the-art VTON [Kim et al. 2023; Morelli et al. 2023a], image editing [Ye et al. 2023], and paint-by-reference method [Chen et al. 2024], and demonstrate, through qualitative and quantitative experiments and a user study, the right balance between identity and garment preservation and resulting realism.

2 RELATED WORK

2.1 Virtual try-on

Virtual try-on has a long history of research [Shilkrot et al. 2013], yet has only known recent leaps in quality through the use of generative models. We here go over some of the most recent developments and state-of-the-art. TryOnDiffusion [Zhu et al. 2023], trains a specific "Parallel-UNet", which is able to in parallel diffuse an input garment and an input masked person together with a pose estimate into a low resolution tryon image, which is then upsampled with another standard diffusion model. While transfer quality is very high, the method loses the identity on the target person, as it tends to replace the body entirely and alter details such as tattoos, body shape, etc.

LaDI-VTON [Morelli et al. 2023a] uses a combination of Textual Inversion [Gal et al. 2022] on the garment image, and the feeding of both images to a diffusion model together with "Enhanced Mask-Aware Skip Connections" which directly send inputs the UNet outputs in order to adjust fine details in the final output.

StableVITON [Kim et al. 2023], on the other hand, merges the person and garment images (together with dense pose estimation and masks) into two separate encoders which are then merged into the UNet decoder, using the garment encoding as keys and values for attention, while person encodings are used as queries. The

technique additionally introduces a new penalty term to the diffusion loss based on attention map total variation, aiming at further preserving garment identity through sharper attention maps.

2.2 Image editing with diffusion models

Diffusion models [Ho et al. 2020; Nichol et al. 2022; Ramesh et al. 2022; Rombach et al. 2022a; Song et al. 2022] have rapidly advanced the field of image editing, demonstrating remarkable flexibility and quality across various applications. Perhaps the simplest technique for image editing is *inpainting* [Lugmayr et al. 2022; Nitzan et al. 2024; Rombach et al. 2022b; Wang et al. 2023; Xie et al. 2023] – the task of completing a masked, or missing, image region.

In the context of modern diffusion models inpainting is performed by running the denoising process conditioned on the non-masked parts of the image and a text prompt

This approach is restricted to local edits, as only the masked region may be modified, and cannot reuse information contained within the mask.

Another angle to perform whole-image editing revolves around inversion techniques. Given a diffusion model and an image, inversion refers to the process of recovering the input noise which would lead to the generation of original image after denoising. These methods, usually referred to under the umbrella term of DDIM Inversion [Dhariwal and Nichol 2021; Song et al. 2022], require careful selection of the renoising process in order to recover truly inverted noise, with examples such as Null-text Inversion [Mokady et al. 2022], LEtits++ [Brack et al. 2023] or ReNoise [Garibi et al. 2024]. Some also perform inversion directly in image-space rather than latent-space, as seen in [Inbar Huberman-Spiegelglas 2023]. All these methods primarily utilize global editing techniques. However, for the Virtual Try-On task, maintaining the integrity of the background is paramount.

Another avenue for editing is that of object transfer, i.e. editing an image by adding or replacing objects in the image using a source image containing the objects. This by nature preserves the identity of the transferred object entirely. A recent technique showing great promise, Anydoor [Chen et al. 2024], achieves this by both encoding the source object through an identity encoder, and merging several levels of detail frequencies to obtain perturbations which are fed into the UNet activations.

2.3 Identity-preserving generation

The topic of preserving the identity of a subject during generation is a natural one when generating images or videos where a specific subject is desired to be seen. Typically, applications have revolved around preserving the identity of people, in particular facial features.

The most naive way to perform identity preservation is, given a collection of images representing a subject, to fine-tune a pre-trained diffusion model using said collection [Nitzan et al. 2022; Ruiz et al. 2023]. As this is a costly process, many techniques have been developed to avoid training on the entire model, such as LoRA [Hu et al. 2021], FedPara [Nam Hyeon-Woo 2021], OFT [Qiu et al. 2023], CustomDiffusion [adn Bingliang Zhang et al. 2022], CONES [Liu et al. 2023] which to train low parameter count perturbations or transformations of the original weights. The main downside is

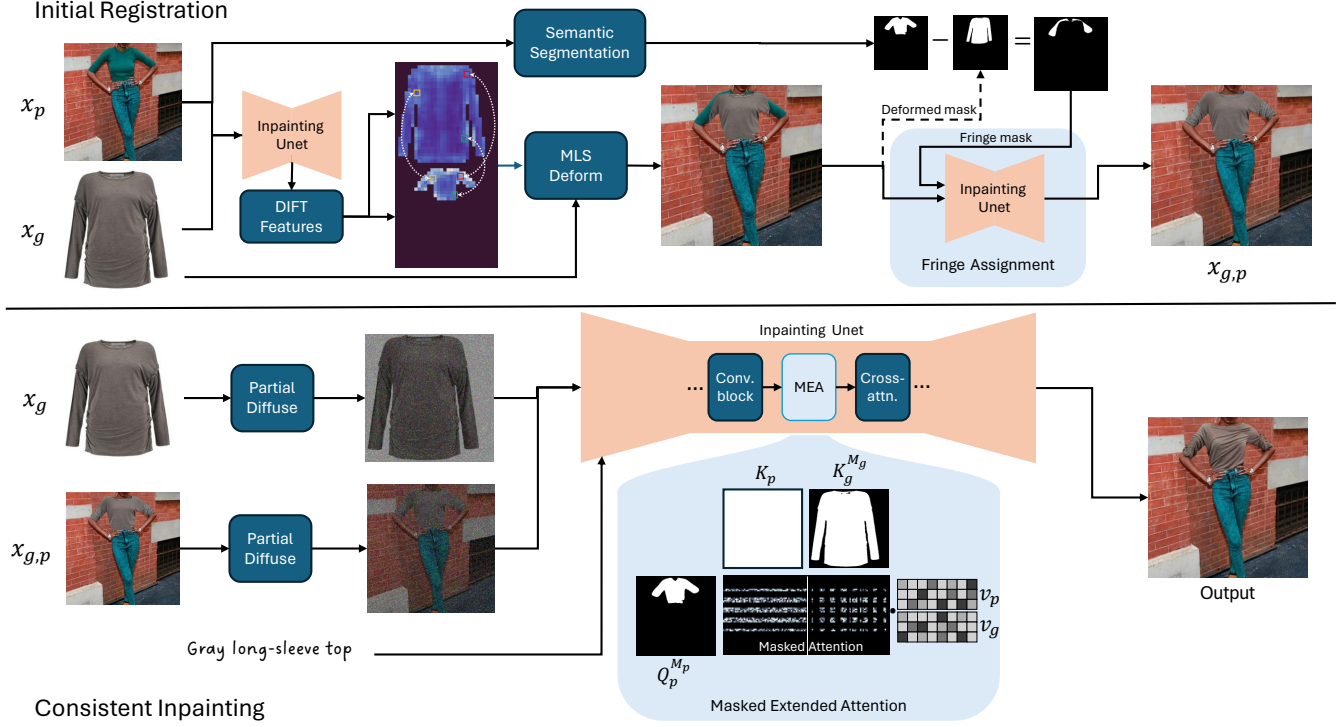


Figure 2: Overview of the proposed *MaX4Zero* method. Top: the *Initial Registration* stage, where the reference garment is warped to match the target person using extracted deep features from both images [Tang et al. 2023]. The remaining gaps between the target garment and warped one are filled by the Fringe Assignment module (see Figure 4). Bottom: the *Consistent Inpainting* stage, where utilizing the Masked Extended Attention mechanism for transferring the reference fine-details through stroke-based inpainting.

that they require many images of the subject, and may be very limited in the scope of successful generations.

A more advanced way of preserving identity is the use of a pretrained identity-preserving module which tweaks the diffusion model’s weights or activations conditional to an identity-providing image. One of the most popular, IP-adapter [Ye et al. 2023], uses a trained decoupled cross-attention module which injects perturbations derived from an identity image into the diffusion UNet in order to condition the diffusion, much like in AnyDoor (see above). IP-adapter is however pretrained with a strong emphasis on the preservation of the identity of human faces, and struggles with other types of conditionings, especially garments. While overall appearance is preserved, most details do not transfer correctly.

3 METHOD

Given a person image $x_p \in \mathbb{R}^{H_p \times W_p \times 3}$ and a garment image $x_g \in \mathbb{R}^{H_g \times W_g \times 3}$, our goal is to synthesize the garment object on top of the person, while removing previous existing garment and preserving all other details. In this work we address the task of virtual-try on through a reference-based image inpainting approach. In other words, we inpaint the area within the previous garment region of the person’s image x_p , using the desired garment as reference x_g . In order to perform this inpainting, we utilize a pre-trained

text-to-image model (Stable Diffusion [Rombach et al. 2022b] in our case). Our zero-shot method *MaX4Zero*, is composed of 2 stages as presented in Fig 2 - (1) *Initial Registration* where the garment is placed on top of the person while filling the created fringes, providing powerful cues for fine generation (2) *Reference based Consistent Inpainting* for inserting fine-grained details and increasing fidelity.

3.1 Preliminaries

Stable Diffusion is an open source diffusion model variant which initiates its denoising process in a latent space. Each image is first fed forward through a pretrained encoder, transforming it into the latent space, and in the final step of the process a pretrained decoder maps the generated output back to RGB space. At each timestep, the encoded input undergoes gradual denoising within the stable diffusion model’s U-Net architecture, which incorporates cross-attention and self-attention blocks. The self-attention blocks focus on image details and cross-attention blocks are utilized to incorporate text prompts.

In each *self-attention* block, the intermediate features are projected into queries Q , keys K , and values V with dimension d . Each self attention layer first calculates similarity scores between all Q and K vectors. Then the normalized values vectors are projected on the attention matrix creating the block output ϕ as a weighted

sum of the values vectors. Formally:

$$A = \text{softmax} \left(\frac{Q \cdot K^T}{\sqrt{d}} \right)$$

$$\phi = A \cdot V$$

where A is the computed attention map and ϕ is the block output. This process is applied to each query independently allowing non-restricted receptive field by capturing correspondences across the entire image.

3.2 Initial Registration

In order to faithfully inpaint the given garment on top of the target person, transferring the garment texture or appearance is not enough, as presented in Fig 3. As can be seen, we observe that explicit spatial features in x_g , sensitive to scales, rotations, and even translations, can be found in the generated result, even though they carry no semantic meaning. We postulate this is because some features cannot be fully avoided or translated due to limited capacity of the prior, in a phenomena similar to that called *Texture Sticking* in the literature [Karras et al. 2021]. We hence first align the garment on the target image and relevant masked area. this task becomes more complicated when working with real world images in contrary to generated ones, since we don't have control on the generated image layout.



Figure 3: Garment generation compared including or excluding the initial registration stage. This demonstrates the "texture sticking" phenomenon, where the spatial features of the transformed shirt are apparent in the resulting generation.

Garment Warping. To overcome this issue, we develop a deep features based deformation block inspired by [Tang et al. 2023].

In the warping phase, we initially employ the forward process of the diffusion model, by adding noise corresponding to timestep t to both images. Then, we pass the images through the denoising process, while extracting the deep features from the model's transformer blocks of both the target previous garment and the required referenced garment. According to the extracted features, we can create a bi-linear correspondence matrix between the two garments by identifying the best semantic matches, which referred to as two vectors exhibiting the minimum distance between them. This correspondence matrix is then used in order to deform the reference garment on top of the target person using a non-rigid deformation scheme named Moving-Least-Squares (MLS) [Schaefer et al. 2006].

Fringe Assignment. After warping the reference garment there are, however, some fringes left unwrapped because the two garments are not identical, and the posture of the target person is arbitrary. We fill these fringes in by applying inpainting, asking to complete the regions left by the old garment and are not covered by the current one. Previous work [Avrahami et al. 2023] shows that inpainting models fail to properly alter small masks. Thus we chose to use a double-mask strategy, consisting of the original fringe mask and a dilated one. As depicted in Fig 4, at timestep t of the inpainting process we use the dilated mask to predict the defused noise ϵ_{t-1} . However, the iteration output z_{t-1} is constructed from the diffused image z_{t-1} , where the model prediction is applied only to the original thin fringe mask.

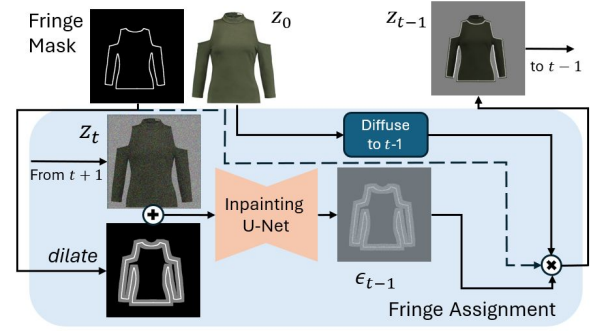


Figure 4: Overview of the double-mask inpainting strategy. At each timestep, the dilated mask is used for noise prediction, but only the regions in the thin mask are actually taken to the next diffusion iteration.

Our experiments show that by using the double-masks strategy we benefit from both worlds - the diffusion model is able to generate valid information on one hand, and on the other, the information still complies with the background seamlessly.

3.3 Masked Extended Attention (MEA)

Once we have the coarse features of the garment on top of the person image, placed in the correct location, we can turn to fine detail enhancement. Previous works [Alaluf et al. 2023; Cao et al. 2023; Geyer et al. 2023] explored the self-attention layers within the denoising network of a text-to-image diffusion model. More specifically, it has been demonstrated that it is possible to utilize the

queries, keys, and values from these self-attention layers in order to transfer semantic information between different and unrelated images.

Masked Extended Attention (MEA). Prior research [Alaluf et al. 2023] has shown that queries control the semantic meaning of each spatial location, while the keys provide contextual information for each query. This enables the model to assess the significance of various image segments for a given query position by multiplying the relevant query and key. Then, the values represent the content to be generated and specify the information used to determine the relevant features of each query position.

Given those observations, and inspired by [Cao et al. 2023; Geyer et al. 2023], our approach as demonstrated in Fig. 2 is to expand the self-attention keys and values during the generation of the target image, allowing it to include information from the reference image, yet the queries remains fixed. In other words, during generation of the target garment, we allow the new generated garment values to be determined not only by the same image context, but also from the garment example.

We observe that using this extended attention results in background information leakage from the reference garment into the target result. To overcome this challenge, inspired by [Cao et al. 2023], we carefully masked the relevant parts within the attention masks. The use of masks as part of the extended attention mechanism allows us to establish control on which information propagate between the images and through different patches within the same image. We named this mechanism Masked Extend Attention or MEA.

In more details, the input to the MEA block are the self-attention features from both images. Namely, the queries, keys and values from both the target person image Q_p, K_p, V_p , and the reference garment Q_g, K_g, V_g . As mention, we expand the input of the extended attention block by utilize the inpainting masks M_p and M_g through the process. The keys of both images are concatenated and the masked extended attention defined as:

$$MEA(Q_p, [K_p, K_g], M_p, M_g) = \text{softmax} \left(\frac{(1 - M_p) \cdot f^{bg} + M_p \cdot f^{fg}}{\sqrt{d}} \right) \quad (1)$$

where

$$f^{bg} = Q_p \cdot K_p^\top$$

$$f^{fg} = Q_p \cdot [K_p, M_g \cdot K_g]^\top$$

The block output for target person generation is defined as:

$$\phi^{MEA} = MEA(Q_p, [K_p, K_g], M_p, M_g) \cdot [V_p, V_g]$$

Intuitively, generation of a target garment pixel takes into account the relevant information from the reference image, as well as information from the same generated garment with the scene context. Note that the Masked Extended attention processes the original and un-deformed garment, in order to transfer the authentic and an-distorted attributes to their grounded place.

Details Propagation Enhancement. Prior research [Alaluf et al. 2023] has shown that conventional self-attention blocks tend to concentrate their attention on a concentrated region around the image patch. In contrast, the masked extended attention block

distributes its focus across two images as we expand its receptive field beyond just the target image. This results in a more unified attention maps as a softmax is applied to a larger set of features. Thus, this can also introduce noisy information into the block and potentially overlook the desired finer details. In order to encourage the attention maps to concentrate its focus on more specific regions within the reference image, following [Alaluf et al. 2023] we used a contrast operation to enhance the variability of the attention maps where we amplify the emphasis on the peaks of the attention map, effectively nullifying any noisy information. The contrast operator defined by [Alaluf et al. 2023] as:

$$Enhance(A) = (A - \mu(A)) \beta + \mu(A)$$

where μ is a mean operation and β is the contrast operator

Stroke-Based Inpainting Finally, we employed the stroke-based inpainting concept (SDEdit), as introduced in [Meng et al. 2022]. By using the registered garment as a initial image, we denoise the image using classifier-free guidance (CFG) [Ho and Salimans 2022]. At each denoising timestep, we use two parallel forward passes through the denoising network. The first pass using the conventional self-attention layers of the network to enhance the realism of the generated garment while preserving the context received from the garment description prompt, yielding in z^{base} and z^{text} respectively. Meanwhile, the second pass leverages our Masked Extended Attention layers to reproduce the reference garment by capturing its fine details, yielding in z^{MEA} . By CFG scheme the predicted noise defined as:

$$z_{t-1} = z_t^{base} + \alpha_{MEA} \cdot (z_t^{MEA} - z_t^{base}) + \alpha_{text} \cdot (z_t^{text} - z_t^{base})$$

4 EXPERIMENTAL RESULTS

Datasets. We conduct our experiments using three publicly available datasets. The clothing garment images taken from the virtual try-on datasets DressCode [Morelli et al. 2022] and VITON-HD [Choi et al. 2021], while the description for each garment extract from the work of [Baldrati et al. 2023]. The target person images were taken from the work of [Liang et al. 2015], a large dataset for human in-the-wild parsing. To ensure accurate utilization of our benchmarks, we rigorously followed the pre-processing guidelines of VITON-HD dataset to obtain the necessary input conditions.

Baselines. We compare our method with two diffusion-based virtual try-on methods StableVITON [Kim et al. 2023] and LaDIVTON [Morelli et al. 2023b], both trained on target person - clothing garment pairs extracted from DressCode and VITON-HD. We additionally assessed our method against two example-based models: IP-adapter [Ye et al. 2023] as a mask oriented image editing technique, and AnyDoor [Chen et al. 2024] an inpaint-by-reference method. Both of these methods are extensively trained on large datasets containing diverse objects, with the objective of effectively reconstructing the object within the scene.

Evaluation Metrics. In order to quantify our method performance, we initially conducted a user study survey with 57 participants. Each participant was asked to assess image coherence, as well as the preservation of both the clothing garment and the target person’s identity. Moreover we used Fr chet Inception Distance (FID) score [Heusel et al. 2018] to measure the fidelity of the generated images, and in addition LPIPS [Zhang et al. 2018]




Figure 5: Qualitative comparison of *MaX4Zero* and competitors on in the wild target images. We compare against LaDI-VTON [Morelli et al. 2023a] and stableVTON [Kim et al. 2023], which are dedicated VTON approaches, and IP-adapter [Ye et al. 2023] and Anydoor [Chen et al. 2024], which are personalized image editing and paint-by-reference methods respectively. As can be seen, garment identity is preserved better using our method for unseen garments.

and DreamSim [Fu et al. 2023] for evaluating garment attributes transfer and person identity preservation.

4.1 Qualitative Results

As we demonstrate in Fig. 5, *MaX4Zero* generates realistic images, as the image background remains unchanged due to the advantages of the inpainting scheme. Moreover, *MaX4Zero* successfully maintains the in-the-wild target person’s identity while accurately transferring the texture and characteristics of the referenced garment, compared to the four baseline methods. Specifically, Anydoor preserve the semantic features of the reference garment, but misses the rotation or spatial location of those, as could be seen on second row. The second image-based inpainting method, IP-adapter able to inpaint a garment which fits the semantic meaning of the requested reference but misses the fine details of it. On the other hand, virtual try-on methods such as StableVITON and LaDI-VTON which been trained on virtual try-on specific domain are able to create fit and harmonized clothing and appropriately positioned in most cases, but on the expense of failing to capture the characteristics of the garment and transfer it to the arbitrary in-the-wild person, as can be seen in the left two columns. Moreover, in contrary to *MaX4Zero*, those benchmarks alter the background of the target garment or the person posture as can be noticed in all three rows. Additional outcomes produced by *MaX4Zero* are depicted in Figures 1, 6 and 11. Furthermore, *MaX4Zero* method allow us to try-on out of domain reference garments or target figure, as depict in Figures 12 and 13. See the supplementary material for more qualitative results.



Figure 6: Results Gallery. Generated results by *MaX4Zero*. Best viewed when zoomed in.

4.2 Quantitative Results

Metrics. In effort to properly demonstrate the success of each method we used several evaluation metrics. First, to evaluate properly reference garment transfer we used LPIPS and DreamSim as similarity scores, between the generated garment and the referenced one. Using the same reasoning, we addressed the person

Table 1: Quantitative comparison for in the wild settings. Results in Bold and Underlined refers to best and second best results, respectively. We measure garment identity using two semantic similarity methods (LPIPS [Zhang et al. 2018] and DreamSim (DrSm) [Fu et al. 2023]) on the garment region of the image alone, person preservation using the same methods on the background region, and overall realism using FID [Heusel et al. 2018] scores. For all metrics, lower is better. As can be seen, our approach offers a balance between realism and identity preservation, supporting users’ preferences in the user study.

Method	Garment ID		Person Pres.		FID
	LPIPS	DrSm	LPIPS	DrSm	
LaDI-VTON	0.679	0.619	0.146	0.047	74.78
Stable-VITON	0.686	0.639	0.071	0.013	67.56
IP-Adapter	0.687	0.626	0.016	0.001	64.33
AnyDoor	0.619	0.434	0.059	0.059	76.80
Ours	<u>0.643</u>	<u>0.518</u>	<u>0.021</u>	<u>0.009</u>	<u>66.27</u>

identity preservation by LPIPS [Zhang et al. 2018] and DreamSim [Fu et al. 2023] again as similarity score, but in this case we evaluated the generated image with the clothing garment cropped out against the original person figure image. Lastly, we used FID [Heusel et al. 2018] score between the generated images and the original in-the-wild human images in order to evaluate the fidelity and realism of the generated images.

In The Wild Evaluation. Our objective here is to assess our method against benchmark models using arbitrary target person images, which may vary in terms of posture and background. This is in contrast to the VITON-HD and DressCode datasets, where the backgrounds are constant and the human figures have similar poses. As shown in Table 1, regarding properly transfer garment identity, our training-free method ranked as the second best between the fine tuned methods closely trailing behind AnyDoor, according to the explained similarity metrics. The relative succession of AnyDoor in this term could be attributed to the extensive resources that AnyDoor allocates to acquire reference details as presented in [Chen et al. 2024]. However, AnyDoor exhibited inferior results in person and background preservation compared to our method and other benchmarks. In terms of preserving the person and background, our method secured the second-best position, with a narrow margin behind IP-Adapter, as both first methods using the inpainting approach. Moreover, the results presented in Table 1, demonstrate similar trend regarding overall image fidelity, as indicated by the FID scores. On the other hand, IP-adapter struggled to accurately transfer the garment attributes, as it ranked near the bottom according to the garment similarity metrics. Note that both pretrained virtual try-on method did not evaluated as top 2 methods in both metrics. In overall perspective of both tasks, our training free and zero-shot method was found comparable to the task-specific fine-tuned models.

User Study. In order to quantify further our results against the other methods on in-the-wild target person images we conducted a user study involving 57 participants. Each participant was presented

with the target person image, the reference garment, and two results: one generated by our model and the other by a benchmark method. Then each one was asked to determine which result excelled in three aspects: (1) Preserving the target person identity and posture, (2) Accurately capturing garment attributes, and (3) Overall image fidelity. As depicted in Fig. 7, our method surpassed all other fine-tuned benchmarks across all three aspects. As shown in 7, the comparison in assessing garment attributes was closely contested when compared with AnyDoor. Furthermore, the StableVITON method proves formidable in terms of preserving the identity of the person and overall fidelity, owing to its capability to maintain the original features of the image. Note that the trend observed in our user study resembles to the quantitative results presented earlier. However, when comparing the two results side by side, our method was found to be outperformed in human perception.

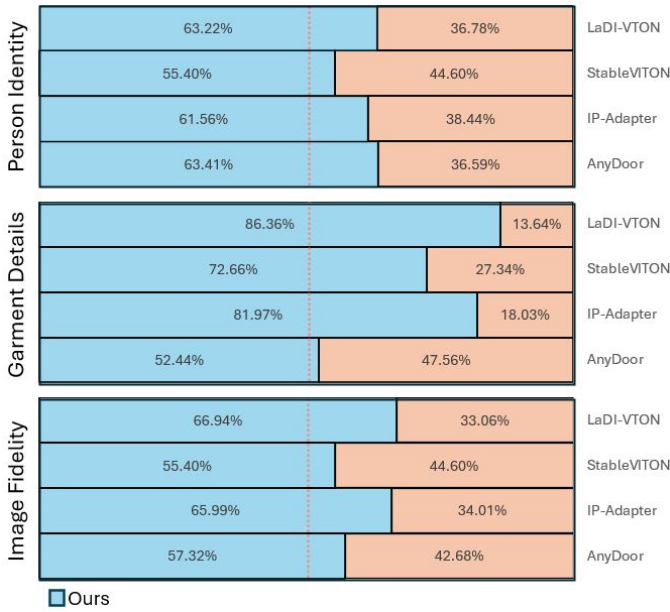


Figure 7: User Study results, comparing three aspects of MaX4Zero results against four benchmark methods. Based on 57 participants.

4.3 Ablation Study

In order to demonstrate the effectiveness of our method components we evaluated the effect of each component on the final result.

Initial Registration. First, we investigated the effectiveness of the wrapping module in the initial registration stage and how it influences the final results. In Fig. 3, we visualize the impact on the final garment, both with and without initial registration, using the same reference clothing piece with different augmentations. In both cases we inpainted the required masked area of the target image, while addressing each augmented reference garment or deformed version of it. As can be seen in the figure, when neglecting the initial registration stage, the augmentation on the reference image effects the generated image, whether it is a more dense texture when using small-scale garment in the second row, or propagation

of tilted texture as in the third row. However, this issue is solved when using the initial registration stage, as the deformation of the reference aligns the attributes to the same proper location in all cases. We believe that this phenomenon occurs because the MEA, even though is an attention mechanism, still operates on the patch level, giving significant bias to immediate surroundings..

Extended Attention The effectiveness of the MEA mechanism is showcased in Fig 8. Here, we explore the impact of varying the MEA guidance scale, ranging from $\alpha_{MEA} = 0$ when the mechanism is inactive, through our selected hyperparameter $\alpha_{MEA} = 15$, to an exceptionally high value of $\alpha_{MEA} = 40$.

In the left column, where the MEA mechanism is inactive, it can be noticed that the fine-details of the reference garment fail to extend into the target image. This is due to the fact that during inpainting the inpainted area lacks contextual information from beyond the target image boundaries. Meaning, the outcome is stroke-based inpainting of the warped garment area, utilizing the inpainting model prior knowledge alone. On the other hand, as shown on the right column, when increasing excessively the MEA guidance factor, fine-grained details over propagates into the target image, whether it reflected in extra buttons as seen in the second row, or generation of shelf-like garment, disrupting the harmonized target image.



Figure 8: Ablation study of the Consistent Inpainting stage using different MEA guidance factors. We set $\alpha_{MEA} = 15$ for all our experiments

Extended Attention with Masking (MEA) We highlighted the significant of employing masks in the MEA mechanism in Fig 9. As discussed earlier, applying masks to the extended attention process enables us to regulate the flow of information between the reference and target images. In the left column, we observe background elements from the reference image seeping into the inpainted segments. This results in two distinct artifacts: firstly, the emergence of white patches along the generated garment boundary, as evident in the first row; secondly, an increase in the background color’s influence within the generated texture of the clothing piece relative to the reference image, as reflected in more notable white flowers in the second row.



Figure 9: Ablation study on the masking of the Extended Attention mechanism. As can be seen, masking mitigates the leakage of the white background into the generation.

5 DISCUSSION

In this work we introduced a novel zero-shot in-the-wild approach to the image-based Virtual Try-On task. Our purpose method comprises two stages. Initially we ground the coarse feature of the reference garment onto the target person’s body by wrapping the garment around it and filling in any gaps created by incomplete matching. As shown in our work, this stage provides strong cues for the next step, ensuring the right features are generated in the right positions, diminishing the bias originating from the reference garment image. Once we have the grounded garment, we introduce a Masked Extended Attention mechanism. This mechanism pours the fine details from the reference onto the grounded location on the target through an inpainting diffusion process. In our experiments we demonstrated that our method outperforms other supervised-trained virtual-try-on benchmarks on in-the-wild human images. Furthermore, we emphasized the critical role of each component in contributing to the success of our entire pipeline.

Societal Impact. Misuse of this technology, and other virtual try-on techniques, include disinformation, fake news, and body-related embarrassment on public channels such as social media. Our work contributes to the democratization of VTON tools, potentially making them more convincing and approachable. Viable solutions include model watermarking and real-time detection on public platforms. We call potential users of our code not to cross the line of causing discomfort or violating national regulations, and the research community to continue developing in-place reliable detection methods.

We hope our work will contribute to resolving the virtual-try-on task with great generality, speed, and resource demands. We encourage further exploration of these tuning free zero-shot two-stage methods to tackle image-based inpainting across various domains.




Figure 10: Limitations: Our prior still suffers when reconstructing text and elaborate prints (a) and is sensitive to mask placement as it might alter object within the mask (b),(c).

5.1 Limitations

Current Stable Diffusion-based architectures still exhibit shortcomings in accurately reproducing readable and coherent textual elements such as text or logos. In some fail cases our model is able to reproduce the overall looks or fine details of the textual object, but struggles to define precise and highly comprehensible letters or numbers, as shown in Fig 10(a). Another issue our model struggle with is the sensitivity for the mask placement. As can be seen in Fig 10(b), once the mask includes other human body segments (in this case the left hand), our method might alter it position or looks, fitting it to an overall authentic image, however not identical to the original one. For the same reason, it is evident from Fig 10(c) that when the inpainting mask extends beyond its intended boundaries into other objects, such as hair, palms, or in this instance, a book held by the human figure, our method might alter it, resulting in disruptions to the original image. An interesting avenue for future research is to accommodate this mask in a more semantic or latent manner, rather than through explicit spatial arrangement.

6 ACKNOWLEDGEMENTS

This work was supported in part by the Israel Science Foundation under Grant No. 1337/22.

REFERENCES

- Nupur Kumari and Bingliang Zhang, Richard Zhang, Eli Shechtman, and Jun-Yan Zhu. 2022. Multi-Concept Customization of Text-to-Image Diffusion. arXiv:2212.04488 [cs.CV]
- Yuval Alaluf, Daniel Garibi, Or Patashnik, Hadar Averbuch-Elor, and Daniel Cohen-Or. 2023. Cross-Image Attention for Zero-Shot Appearance Transfer. arXiv:2311.03335 [cs.CV]
- Moab Arar, Rinon Gal, Yuval Atzmon, Gal Chechik, Daniel Cohen-Or, Ariel Shamir, and Amit H. Bermano. 2023. Domain-Agnostic Tuning-Encoder for Fast Personalization of Text-To-Image Models. In *SIGGRAPH Asia 2023 Conference Papers* (<conf-loc>, <city>Sydney</city>, <state>NSW</state>, <country>Australia</country>, </conf-loc>) (SA '23). Association for Computing Machinery, New York, NY, USA, Article 72, 10 pages. <https://doi.org/10.1145/3610548.3618173>
- Omri Avrahami, Ohad Fried, and Dani Lischinski. 2023. Blended Latent Diffusion. *ACM Transactions on Graphics* 42, 4 (July 2023), 1–11. <https://doi.org/10.1145/3592450>
- Alberto Baldrati, Davide Morelli, Giuseppe Cartella, Marcella Cornia, Marco Bertini, and Rita Cucchiara. 2023. Multimodal Garment Designer: Human-Centric Latent Diffusion Models for Fashion Image Editing. In *Proceedings of the IEEE/CVF International Conference on Computer Vision*.
- Manuel Brack, Felix Friedrich, Katharina Kornmeier, Linoy Tsaban, Patrick Schramowski, Kristian Kersting, and Apolinário Passos. 2023. LEDITS++: Limitless Image Editing using Text-to-Image Models. arXiv:2311.16711 [cs.CV]
- Mingdeng Cao, Xintao Wang, Zhongang Qi, Ying Shan, Xiaoju Qie, and Yinqiang Zheng. 2023. MasaCtrl: Tuning-Free Mutual Self-Attention Control for Consistent Image Synthesis and Editing. arXiv:2304.08465 [cs.CV]
- Xi Chen, Lianghua Huang, Yu Liu, Yujun Shen, Deli Zhao, and Hengshuang Zhao. 2024. AnyDoor: Zero-shot Object-level Image Customization. arXiv:2307.09481 [cs.CV]

- Seunghwan Choi, Sunghyun Park, Minsoo Lee, and Jaegul Choo. 2021. VITON-HD: High-Resolution Virtual Try-On via Misalignment-Aware Normalization. In *Proc. of the IEEE conference on computer vision and pattern recognition (CVPR)*.
- Prafulla Dhariwal and Alex Nichol. 2021. Diffusion Models Beat GANs on Image Synthesis. arXiv:2105.05233 [cs.LG]
- Stephanie Fu, Netanel Tamir, Shobhita Sundaram, Lucy Chai, Richard Zhang, Tali Dekel, and Phillip Isola. 2023. DreamSim: Learning New Dimensions of Human Visual Similarity using Synthetic Data. arXiv:2306.09344 [cs.CV]
- Rinon Gal, Yuval Alaluf, Yuval Atzmon, Or Patashnik, Amit H. Bermano, Gal Chechik, and Daniel Cohen-Or. 2022. An Image is Worth One Word: Personalizing Text-to-Image Generation using Textual Inversion. arXiv:2208.01618 [cs.CV]
- Rinon Gal, Moab Arar, Yuval Atzmon, Amit H. Bermano, Gal Chechik, and Daniel Cohen-Or. 2023. Encoder-based Domain Tuning for Fast Personalization of Text-to-Image Models. *ACM Trans. Graph.* 42, 4, Article 150 (jul 2023), 13 pages. <https://doi.org/10.1145/3592133>
- Daniel Garibi, Or Patashnik, Andrey Voynov, Hadar Averbuch-Elor, and Daniel Cohen-Or. 2024. ReNoise: Real Image Inversion Through Iterative Noising. arXiv:2403.14602 [cs.CV]
- Michal Geyer, Omer Bar-Tal, Shai Bagon, and Tali Dekel. 2023. TokenFlow: Consistent Diffusion Features for Consistent Video Editing. arXiv:2307.10373 [cs.CV]
- Martin Heusel, Hubert Ramsauer, Thomas Unterthiner, Bernhard Nessler, and Sepp Hochreiter. 2018. GANs Trained by a Two Time-Scale Update Rule Converge to a Local Nash Equilibrium. arXiv:1706.08500 [cs.LG]
- Jonathan Ho, Ajay Jain, and Pieter Abbeel. 2020. Denoising Diffusion Probabilistic Models. arXiv:2006.11239 [cs.LG]
- Jonathan Ho and Tim Salimans. 2022. Classifier-Free Diffusion Guidance. arXiv:2207.12598 [cs.LG]
- Edward J. Hu, Yelong Shen, Phillip Wallis, Zeyuan Allen-Zhu, Yuanzhi Li, Shean Wang, Lu Wang, and Weizhu Chen. 2021. LoRA: Low-Rank Adaptation of Large Language Models. arXiv:2106.09685 [cs.CV]
- Tomer Michaeli Inbar Huberman-Spiegelglas, Vladimir Kulikov. 2023. An Edit Friendly DDPM Noise Space: Inversion and Manipulations. arXiv:2304.06140 [cs.CV]
- Tero Karras, Miika Aittala, Samuli Laine, Erik Härkönen, Janne Hellsten, Jaakko Lehtinen, and Timo Aila. 2021. Alias-Free Generative Adversarial Networks. In *Proc. NeurIPS*.
- Jeongho Kim, Gyojung Gu, Minhoo Park, Sunghyun Park, and Jaegul Choo. 2023. StableVITON: Learning Semantic Correspondence with Latent Diffusion Model for Virtual Try-On.
- Xiaodan Liang, Si Liu, Xiaohui Shen, Jianchao Yang, Luoqi Liu, Jian Dong, Liang Lin, and Shuicheng Yan. 2015. Deep Human Parsing with Active Template Regression. *IEEE Transactions on Pattern Analysis and Machine Intelligence* 37, 12 (Dec. 2015), 2402–2414. <https://doi.org/10.1109/tpami.2015.2408360>
- Zhiheng Liu, Ruili Feng, Kai Zhu, Yifei Zhang, Kecheng Zheng, Yu Liu, Deli Zhao, Jingren Zhou, and Yang Cao. 2023. Cones: Concept Neurons in Diffusion Models for Customized Generation. arXiv:2303.05125 [cs.CV]
- Andreas Lugmayr, Martin Danelljan, Andres Romero, Fisher Yu, Radu Timofte, and Luc Van Gool. 2022. Repaint: Inpainting using denoising diffusion probabilistic models. In *Proceedings of the IEEE/CVF conference on computer vision and pattern recognition*. 11461–11471.
- Chenlin Meng, Yutong He, Yang Song, Jiaming Song, Jiajun Wu, Jun-Yan Zhu, and Stefano Ermon. 2022. SDEdit: Guided Image Synthesis and Editing with Stochastic Differential Equations. arXiv:2108.01073 [cs.CV]
- Ron Mokady, Amir Hertz, Kfir Aberman, Yael Pritch, and Daniel Cohen-Or. 2022. Null-text Inversion for Editing Real Images using Guided Diffusion Models. arXiv:2211.09794 [cs.CV]
- Davide Morelli, Alberto Baldi, Giuseppe Cartella, Marcella Cornia, Marco Bertini, and Rita Cucchiara. 2023a. LaDI-VTON: Latent Diffusion Textual-Inversion Enhanced Virtual Try-On. arXiv:2305.13501 [cs.CV]
- Davide Morelli, Alberto Baldi, Giuseppe Cartella, Marcella Cornia, Marco Bertini, and Rita Cucchiara. 2023b. LaDI-VTON: Latent Diffusion Textual-Inversion Enhanced Virtual Try-On. In *Proceedings of the ACM International Conference on Multimedia*.
- Davide Morelli, Matteo Fincato, Marcella Cornia, Federico Landi, Fabio Cesari, and Rita Cucchiara. 2022. Dress Code: High-Resolution Multi-Category Virtual Try-On. In *Proceedings of the European Conference on Computer Vision*.
- Tae-Hyun Oh Nam Hyeon-Woo, Moon Ye-Bin. 2021. FedPara: Low-Rank Hadamard Product for Communication-Efficient Federated Learning. arXiv:2108.06098 [cs.CV]
- Alex Nichol, Prafulla Dhariwal, Aditya Ramesh, Pranav Shyam, Pamela Mishkin, Bob McGrew, Ilya Sutskever, and Mark Chen. 2022. GLIDE: Towards Photorealistic Image Generation and Editing with Text-Guided Diffusion Models. arXiv:2112.10741 [cs.CV]
- Yotam Nitzan, Kfir Aberman, Qirui He, Orly Liba, Michal Yarom, Yossi Gandelsman, Inbar Mosseri, Yael Pritch, and Daniel Cohen-Or. 2022. Mystyle: A personalized generative prior. *ACM Transactions on Graphics (TOG)* 41, 6 (2022), 1–10.
- Yotam Nitzan, Zongze Wu, Richard Zhang, Eli Shechtman, Daniel Cohen-Or, Taesung Park, and Michaël Gharbi. 2024. Lazy Diffusion Transformer for Interactive Image Editing. *arXiv preprint arXiv:2404.12382* (2024).
- Zeju Qiu, Weiyang Liu, Haiwen Feng, Yuxuan Xue, Yao Feng, Zhen Liu, Dan Zhang, Adrian Weller, and Bernhard Schölkopf. 2023. Controlling Text-to-Image Diffusion by Orthogonal Finetuning. arXiv:2306.07280 [cs.CV]
- Aditya Ramesh, Prafulla Dhariwal, Alex Nichol, Casey Chu, and Mark Chen. 2022. Hierarchical Text-Conditional Image Generation with CLIP Latents. arXiv:2204.06125 [cs.CV]
- Robin Rombach, Andreas Blattmann, Dominik Lorenz, Patrick Esser, and Björn Ommer. 2022a. High-Resolution Image Synthesis with Latent Diffusion Models. arXiv:2112.10752 [cs.CV]
- Robin Rombach, Andreas Blattmann, Dominik Lorenz, Patrick Esser, and Björn Ommer. 2022b. High-resolution image synthesis with latent diffusion models. In *Proceedings of the IEEE/CVF conference on computer vision and pattern recognition*. 10684–10695.
- Nataniel Ruiz, Yuanzhen Li, Varun Jampani, Yael Pritch, Michael Rubinstein, and Kfir Aberman. 2023. DreamBooth: Fine Tuning Text-to-Image Diffusion Models for Subject-Driven Generation. In *Proceedings of the IEEE/CVF Conference on Computer Vision and Pattern Recognition (CVPR)*. 22500–22510.
- Scott Schaefer, Travis McPhail, and Joe Warren. 2006. Image deformation using moving least squares. In *ACM SIGGRAPH 2006 Papers* (Boston, Massachusetts) (*SIGGRAPH '06*). Association for Computing Machinery, New York, NY, USA, 533–540. <https://doi.org/10.1145/1179352.1141920>
- Roy Shilkrot, Daniel Cohen-Or, Ariel Shamir, and Ligang Liu. 2013. Garment Personalization via Identity Transfer. *IEEE Computer Graphics and Applications* 33, 4 (2013), 62–72. <https://doi.org/10.1109/MCG.2012.90>
- Jiaming Song, Chenlin Meng, and Stefano Ermon. 2022. Denoising Diffusion Implicit Models. arXiv:2010.02502 [cs.LG]
- Luming Tang, Menglin Jia, Qianqian Wang, Cheng Perng Phoo, and Bharath Hariharan. 2023. Emergent Correspondence from Image Diffusion. arXiv:2306.03881 [cs.CV]
- Yoad Towel, Rinon Gal, Gal Chechik, and Yuval Atzmon. 2023. Key-Locked Rank One Editing for Text-to-Image Personalization. In *ACM SIGGRAPH 2023 Conference Proceedings* (<conf-loc>, <city>Los Angeles</city>, <state>CA</state>, <country>USA</country>, </conf-loc>) (*SIGGRAPH '23*). Association for Computing Machinery, New York, NY, USA, Article 12, 11 pages. <https://doi.org/10.1145/3588432.3591506>
- Su Wang, Chitwan Saharia, Ceslee Montgomery, Jordi Pont-Tuset, Shai Noy, Stefano Pellegrini, Yasumasa Onoe, Sarah Laszlo, David J Fleet, Radu Soricut, et al. 2023. Imagen editor and editbench: Advancing and evaluating text-guided image inpainting. In *Proceedings of the IEEE/CVF conference on computer vision and pattern recognition*. 18359–18369.
- Shaoan Xie, Zhifei Zhang, Zhe Lin, Tobias Hinz, and Kun Zhang. 2023. Smartbrush: Text and shape guided object inpainting with diffusion model. In *Proceedings of the IEEE/CVF Conference on Computer Vision and Pattern Recognition*. 22428–22437.
- Hu Ye, Jun Zhang, Sibo Liu, Xiao Han, and Wei Yang. 2023. IP-Adapter: Text Compatible Image Prompt Adapter for Text-to-Image Diffusion Models. (2023).
- Richard Zhang, Phillip Isola, Alexei A. Efros, Eli Shechtman, and Oliver Wang. 2018. The Unreasonable Effectiveness of Deep Features as a Perceptual Metric. arXiv:1801.03924 [cs.CV]
- Luyang Zhu, Dawei Yang, Tyler Zhu, Fitsum Reda, William Chan, Chitwan Saharia, Mohammad Norouzi, and Ira Kemelmacher-Shlizerman. 2023. TryOnDiffusion: A Tale of Two UNets. arXiv:2306.08276 [cs.CV]

APPENDIX

A IMPLEMENTATION DETAILS

In our work, we adopted the pipeline of Stable Diffusion v2 using the default hyperparameters and input dimensions of 512×512 . For non-square images we cropped out the relevant masked area and patch it back at the end of the process. For the inpainting process, we employ the standard DDIM scheduler for 50 denoising steps. **Garment Warping** - we extracted the deep features from the second layer of the decoder part of the denoising U-Net. For the the deformation we used the bi-linear correspondence matrix, while omitting outlier matches which cause distortions in the warped garment. **Masked Extended Attention** - For the second stage, we replace the conventional self-attention layers with our MEA layers within the denoising U-Net only in the decoder part and at attention

size of 32×32 and 64×64 during the entire denoising process.

Details Propagation Enhancement - we chose to enhance our masked extended attention maps using contrast factor of $\beta = 1.5$.

Stroke-Based Inpainting - the stroke based phase using the MEA mechanism set to the last 35% of the denoising process.

B ADDITIONAL QUALITATIVE RESULTS

In the following figures, you will find additional qualitative results. Table-formatted results are shown in Fig. 11. Further results using out-of-domain reference garments or target figures can be found in Fig. 12 and Fig. 13. Supplementary results are available in Fig. 14, Fig.15 and Fig. 16. These results, generated using mentioned hyperparameters, encompass examples featuring diverse human figures in natural settings and various garment types.



Figure 11: In-the-wild virtual-try-on results generated by *MaX4Zero*. Best viewed when zoomed in.



Figure 12: In-the-wild results generated by *MaX4Zero* using a variety of reference garments beyond the native virtual try-on task. Best viewed when zoomed in.



Figure 13: In-the-wild results generated by *MaX4Zero* using unseen target person images which are out of the domain of the native virtual try-on task. Best viewed when zoomed in.



Figure 14: Results Gallery. Additional generated results by MaX4Zero. Best viewed when zoomed in.



Figure 15: Results Gallery. Additional generated results by MaX4Zero. Best viewed when zoomed in.




Figure 16: Results Gallery. Additional generated results by MaX4Zero. Best viewed when zoomed in.