

Stochastic comparisons of record values based on their relative aging

Mohamed Kayid^{†,*}

Department of Statistics and Operations Research
College of Science, King Saud University, P.O. Box 2455, Riyadh 11451, Saudi Arabia

Abstract

In this paper we examine some relative orderings of upper and lower records. It is shown that if $m > n$, the m th upper record ages faster than the n th upper record, where the data sets come from a sequence of independent and identically distributed observations from a continuous distribution. Sufficient conditions are also obtained to see whether the m th upper record arisen from a continuous distribution ages faster in terms of the relative hazard rate than the n th upper record arisen from another continuous distribution. It is also shown that the reversed hazard rate of the m th lower record decreases faster than the reversed hazard rate of the n th lower record, when $m > n$. Preservation property of the relative reversed hazard rate order at lower record values is investigated. Several examples are presented to examine the results.

Key Words: Upper record values, Lower record values, Relative aging, Stochastic order.

1 Introduction

Order statistics result from a random sample of finite size, independent of the order of the observations in the sample. The extreme values of the sample are referred to as minimum order statistic and maximum order statistic. Record values are the extreme values of a sequence of random samples that converge to the extremes of the distribution under consideration. Formally, successive observations of a single random variable, called a sequence of random variables, yield two statistics, namely the upper record value and the lower record value. Extreme amounts of a random sequence of random variables are available as record values and, as a result, record values are important statistics that are useful to show the extremes of the distribution of observations. The record values have been extensively studied in the literature thus far. Because they are found in so many academic fields such as climatology, athletics, medicine, transportation, industry and so on, records are very popular. These records serve as time capsules. Through the history of records, we can examine how science and technology have developed and judge humanity based on historical achievements in a number of fields. Numerous long-term records have inspired the development of various mathematical models that reflect related record-keeping processes and predict future record outcomes. Records have been thoroughly studied in the literature. Considerable progress has been made in the field of stochastic orderings of record values. We cite the following sources

*Corresponding author, Email address: drkayid@ksu.edu.sa

for a selection of results: Khaledi [26], Hu and Zhuang [21], Raqab and Amin [39], Ahmadi and Arghami [3], Belzunce et al. [10], Kayid et al. [25], Esna-Ashari et al. [16], Aswin et al. [7] and references therein. Raqab and Asadi [40] have published more recent work on the mean residual lives of data sets considering reliability, aging aspects and other relevant properties. For more information on distribution theory and its applicability to different types of data modeled by record values, see Ahsanullah [2] and Arnold et al. [5].

Aging is a universal phenomenon that affects both mechanical systems and living beings. The age of a living organism is the time t at which this organism is still alive and functioning. The aging process of an object is usually due to the wear and tear of the object. It usually explains how a system or living being gets better or worse as it gets older. In recent decades, researchers have been intensively studying stochastic aging. Numerous ideas on stochastic aging have been developed in the literature to characterize various aging features of a system, such as the increasing failure rate (IFR), the increasing failure rate average (IFRA), etc. There are three categories of aging: no aging, negative aging and positive aging. Two publications that provide a quick overview of different aging principles are Barlow and Proschan [8] and Lai and Xie [30]. Comparative aging is a useful idea that describes how one system ages relative to another and is similar to these other aging terms.

The term “relative aging” refers to the aging of one system compared to another. The commands for faster aging are those that compare the respective ages of the two systems. The relative age of two systems can be described by two additional sets of stochastic orders. The convex transformation order, the quantitative mean inactive time order, the star-shaped order, the superadditive order, the DMRL (decreasing mean residual life) order, the s-IFR order, and other so-called transformation orders belong to the first set of stochastic orders, which characterize whether one system ages faster than another in terms of increasing failure rate, increasing failure rate on average, new better than used, etc. Barlow and Proschan [8], Bartoszewicz [9], Deshpande and Kochar [14], Kochar and Wiens [28], Arriaza et al [4], Nanda et al [36] and the references therein provide a thorough treatment of these orderings. The monotonicity of the ratios of certain reliability measures, such as the mean residual life function, the inverted hazard rate function and the hazard rate function, defines the second group of stochastic orders, often referred to as faster aging orders. We recommend reading Kalashnikov and Rachev [22], Sengupta and Deshpande [42], Di Crescenzo [15], Finkelstein [17], Razaee et al. [41], Hazra and Nanda [19], Misra et al [34], Kayid et al [24] and Misra and Francis [35] for information on the foundations and applicability of these orders.

In reliability and survival analysis, the proportional hazard (PH) model, also known as Cox’s PH model (see Cox [13]), is often used to analyze failure time data. Later, other models were developed, including the proportional mean remaining life model, the proportional odds model, the proportional inverse hazard rate model, and others (see Marshall and Olkin [32], Lai and Xie [30], and Finkelstein [18]). The phenomenon of crossing hazards and, further, crossing mean residual lifetimes has been observed in numerous real-world scenarios (see Mantel and Stablein [31], Pocock et al. [38] and Champlin et al. [12]). Based on the idea of relative aging, Kalashnikov and Rachev [22] developed a stochastic ordering (called faster aging ordering in the hazard rate) to address this problem of crossing hazard rates. In fact, this strategy could be seen as a solid replacement for the PH model. Sengupta and Deshpande [42] give a thorough analysis of this order. They also presented two other related types of stochastic ordering. Subsequently, Razaee et al. [41] offered a similar stochastic ordering in the form of the reversed hazard rate functions, while Finkelstein [17] proposed a stochastic ordering based on the mean residual life functions characterizing the relative ages of two life distributions. Hazra and Nanda [19] presented

some generalized orderings in this direction.

However, the problem of the relative aging ordering of record values has not yet been considered in the literature. The aim of the present study is to initiate such an investigation in order to develop preservation properties of the relative hazard rate order and the relative reversed hazard rate order under upper records and lower records, respectively.

The structure of the paper is as follows. In Section 2, we introduce some preliminary concepts and definitions. In Section 3, we investigate the preservation property of the relative hazard rate order under upper records. In Section 4, preservation property of the relative reversed hazard rate order under lower records is investigated. In Section 5, we conclude the paper with further remarks and illustrations on current and future research.

2 Preliminaries

In this section, we bring some preliminaries that will be used throughout the paper. The definitions of the ageing faster orders utilized in our paper are provided below.

Definition 2.1. *Let X and Y be two absolutely continuous random variables with hazard rate functions h_X and h_Y , respectively, and reversed hazard rate functions r_X and r_Y , respectively. It is then said that X ages faster than Y in*

(i) *hazard rate, denoted by $X \preceq_c Y$, if*

$$\frac{h_X(t)}{h_Y(t)} \text{ is increasing in } t \geq 0.$$

(ii) *reversed hazard rate, denoted by $X \preceq_b Y$, if*

$$\frac{r_X(t)}{r_Y(t)} \text{ is decreasing in } t \geq 0.$$

Let us look at a technical system that experiences shocks like voltage peaks. A set of independent and identically distributed (i.i.d.) rvs $\{X_i, i \geq 1\}$ with a common continuous cdf F_X , pdf f_X and survival function $\bar{F}_X \equiv 1 - F_X$ can then be used to simulate the shocks. The loads on the system at different points in time are represented by the shocks. The record statistics (values of the highest stresses reported so far) of this sequence are of interest to us. As we consider the lifetime of devices in our context, we thus suppose that the observations which produce record values are non-negative. Hence, the record values are consequently non-negative. The i -th order statistics from the first n observations are labeled with the symbol $X_{i:n}$.

Next, we define the upper record values X_{U_n} , and upper record timings $\{T_n, n \geq 1\}$, respectively, as follows:

$$X_{U_n} = X_{T_n:T_n}, \quad n = 0, 1, \dots,$$

where

$$T_0 = 1, \quad T_n = \min\{j : j > T_{n-1}, X_j > X_{U_{n-1}}\}, \quad n \geq 1.$$

It is commonly known that the pdf and sf of X_{U_n} , represented by $f_{X_{U_n}}(x)$ and $\bar{F}_{X_{U_n}}(x)$ respectively, are given by

$$f_{X_{U_n}}(x) = \frac{[-\log(\bar{F}_X(x))]^{n-1}}{(n-1)!} f_X(x), \quad x \geq 0, \quad (1)$$

and

$$\begin{aligned}\bar{F}_{X_{U_n}}(x) &= \int_{-\log(\bar{F}_X(x))}^{+\infty} \frac{u^{n-1}}{(n-1)!} e^{-u} du \\ &= \bar{F}_X(x) \sum_{k=0}^{n-1} \frac{[-\log(\bar{F}_X(x))]^k}{k!}, \quad x \geq 0,\end{aligned}\tag{2}$$

where the last identity is derived by using the expansion of incomplete gamma function (see e.g. [6]). In contrast to the upper record values are the lower record values. The n th lower record time $L(n)$, $n = 1, 2, \dots$ with $L(1) = 1$ is stated as

$$L(1) = 1, \quad L(n+1) = \min\{j : j > L(n), X_{1:L(n)} > X_{1:j}\}, \quad n = 1, 2, \dots$$

and the n -th lower record is enumerated as $X_{L_n} = X_{1:L(n)}$, $n = 1, 2, \dots$. The pdf of X_{L_n} can be acquired as

$$f_{X_{L_n}}(x) = \frac{[-\ln(F_X(x))]^{n-1}}{(n-1)!} f_X(x), \quad x \geq 0.\tag{3}$$

In addition, X_{L_n} has cdf:

$$\begin{aligned}F_{X_{L_n}}(x) &= \int_{-\log(F_X(x))}^{+\infty} \frac{u^{n-1}}{(n-1)!} e^{-u} du \\ &= F_X(x) \sum_{k=0}^{n-1} \frac{[-\ln(F_X(x))]^k}{k!}; \quad x \geq 0.\end{aligned}\tag{4}$$

Three stochastic orders which consider magnitude of random variables rather than their relative aging behaviours are defined below according to Shaked and Shanthikumar [43].

Definition 2.2. *Let us suppose that X and Y represent the lifetime of two devices. It is said that X is smaller than Y in the*

(i) *hazard rate order, denoted by $X \preceq_{hr} Y$, if*

$$h_X(t) \geq h_Y(t) \quad \text{for all } t \geq 0.$$

(ii) *reversed hazard rate order, denoted by $X \preceq_{rh} Y$, if*

$$r_X(t) \leq r_Y(t) \quad \text{for all } t > 0.$$

(iii) *usual stochastic order, denoted by $X \preceq_{st} Y$, if*

$$\bar{F}_X(t) \leq \bar{F}_Y(t) \quad \text{for all } t \geq 0.$$

The following definition is regarding the aging property of a life unit.

Definition 2.3. *Let X be a lifetime random variable with hazard rate h_X and reversed hazard rate r_X . It is said that X has*

(i) *increasing failure rate (denoted as $X \in IFR$), if $h_X(t)$ is increasing in $t \geq 0$.*

(ii) *decreasing reversed hazard rate (denoted as $X \in DRHR$) if $r_X(t)$ is decreasing in $t > 0$.*

The following definition is due to Karlin [23] which be used frequently in the sequel.

Definition 2.4. Let $f(x, y)$ be a non-negative function. It is said that f is Totally positive of order 2 (TP_2) in $(x, y) \in \mathcal{X} \times \mathcal{Y}$ where \mathcal{X} and \mathcal{Y} are two arbitrary subsets of $\mathbb{R} = (-\infty, +\infty)$ whenever

$$\begin{vmatrix} f(x_1, y_1) & f(x_1, y_2) \\ f(x_2, y_1) & f(x_2, y_2) \end{vmatrix} \geq 0, \quad \text{for all } x_1 \leq x_2 \in \mathcal{X}, \text{ and for all } y_1 \leq y_2 \in \mathcal{Y}. \quad (5)$$

If the direction of the inequality given after determinant in (5) is reversed then it is said that f is Reverse regular of order 2 (RR_2) in $(x, y) \in \mathcal{X} \times \mathcal{Y}$.

3 Relative aging of upper record values

Suppose that X and Y are two non-negative rvs with absolutely continuous cdfs F_X and F_Y , and the associated pdfs f_X and f_Y , respectively. We also denote by \bar{F}_X and \bar{F}_Y the sfs of X and Y , respectively. Let us obtain the expression of hazard rate of X_{U_m} and Y_{U_n} , as the upper record values of two sequences of rvs $\{X_i; i = 1, 2, \dots\}$ and $\{Y_i; i = 1, 2, \dots\}$, respectively. From Eq. (1) and Eq. (2), the hazard rate of X_{U_m} at point t of time, is derived as

$$\begin{aligned} h_{X_{U_m}}(t) &= \frac{f_{X_{U_m}}(t)}{\bar{F}_{X_{U_m}}(t)} \\ &= \frac{(-\ln(\bar{F}_X(t)))^{m-1}}{(m-1)! \sum_{i=0}^{m-1} (-\ln(\bar{F}_X(t)))^i / i!} h_X(t) \\ &= \frac{1}{(m-1)! \sum_{i=0}^{m-1} (-\ln(\bar{F}_X(t)))^{i-m+1} / i!} h_X(t). \end{aligned} \quad (6)$$

In a similar manner, the hazard rate of Y_{U_n} at time point t , is derived as

$$h_{Y_{U_n}}(t) = \frac{1}{(n-1)! \sum_{i=0}^{n-1} (-\ln(\bar{F}_Y(t)))^{i-n+1} / i!} h_Y(t). \quad (7)$$

Next, we present a result on the preservation property of relative hazard rate order under distribution of upper records.

Theorem 3.1. Let $X \succeq_{st} Y$ and also let $m \geq n \in \mathbb{N}$. Then, $X \preceq_c Y$ implies $X_{U_m} \preceq_c Y_{U_n}$.

Proof. We first prove that $X_{U_m} \preceq_c X_{U_n}$ for every $n \in \mathbb{N}$ and for all $m = n, n+1, \dots$. Then, we establish that $X_{U_n} \preceq_c Y_{U_n}$. From transitivity property of the relative hazard rate order, one concludes that $X_{U_m} \preceq_c Y_{U_n}$. For $m \geq n \in \mathbb{N}$, let us denote

$$K(u) := \frac{\sum_{i=0}^{n-1} u^{i-n+1} / i!}{\sum_{i=0}^{m-1} u^{i-m+1} / i!}.$$

By using (6), one can then write

$$\frac{h_{X_{U_m}}(t)}{h_{X_{U_n}}(t)} = \frac{(n-1)!}{(m-1)!} K(-\ln(\bar{F}_X(t))), \quad t \geq 0.$$

It suffices to show that $K(u)$ increases in $u \geq 0$. One can get

$$\begin{aligned} K(u) &= \frac{\sum_{i=0}^{n-1} u^{i+m-n} / i!}{\sum_{i=0}^{m-1} u^i / i!} \\ &= \frac{\sum_{i=m-n}^{m-1} u^i / (i - (m-n))!}{\sum_{i=0}^{m-1} u^i / i!}. \end{aligned}$$

Note that $K(u)$ is increasing in $u \geq 0$, if and only if,

$$Q^*(j, u) := \sum_{i=0}^{m-1} Q(j, i)W(i, u) \text{ is } TP_2 \text{ in } (j, u) \in \{1, 2\} \times [0, +\infty),$$

where $Q(j, i) := I[i \geq 0]/i!$ for $j = 1$ and $Q(j, i) := I[i \geq m - n]/(i - (m - n))!$, for $j = 2$; and also $W(i, u) := u^i$. It is plain to see that $Q(j, i)$ is TP_2 in $(j, i) \in \{1, 2\} \times \{0, 1, \dots, m - 1\}$ and $W(i, u)$ is also TP_2 in $(i, u) \in \{0, 1, \dots, m - 1\} \times [0, +\infty)$. Thus, by using general composition theorem of Karlin [23], $Q^*(j, u)$ is TP_2 in $(j, u) \in \{1, 2\} \times [0, +\infty)$. Hence, we established that $X_{U_m} \preceq_c X_{U_n}$ for every $m > n \in \mathbb{N}$.

Now, we prove that $X_{U_n} \preceq_c Y_{U_n}$, for all $n \in \mathbb{N}$. From Eq. (6) and Eq. (7), one has the following

$$\frac{h_{X_{U_n}}(t)}{h_{Y_{U_n}}(t)} = \frac{h_X(t)}{h_Y(t)} \cdot \frac{\sum_{i=0}^{n-1} (-\ln(\bar{F}_Y(t)))^{i-n+1}/i!}{\sum_{i=0}^{n-1} (-\ln(\bar{F}_X(t)))^{i-n+1}/i!}.$$

Since $X \preceq_c Y$, thus $h_X(t)/h_Y(t)$ is increasing in $t \geq 0$. Thus, it is sufficient to prove that

$$\frac{\sum_{i=0}^{n-1} (-\ln(\bar{F}_Y(t)))^{i-n+1}/i!}{\sum_{i=0}^{n-1} (-\ln(\bar{F}_X(t)))^{i-n+1}/i!} \text{ is increasing in } t \geq 0.$$

Now, we can write

$$\begin{aligned} \frac{\sum_{i=0}^{n-1} (-\ln(\bar{F}_Y(t)))^{i-n+1}/i!}{\sum_{i=0}^{n-1} (-\ln(\bar{F}_X(t)))^{i-n+1}/i!} &= \sum_{i=0}^{n-1} \left(\frac{-\ln(\bar{F}_Y(t))}{-\ln(\bar{F}_X(t))} \right)^{i-n+1} \cdot \frac{(-\ln(\bar{F}_X(t)))^{i-n+1}/i!}{\sum_{i=0}^{n-1} (-\ln(\bar{F}_X(t)))^{i-n+1}/i!} \\ &= E[\Phi^*(I^*(t), t)], \end{aligned}$$

where $\Phi^*(i, t) := \left(\frac{-\ln(\bar{F}_Y(t))}{-\ln(\bar{F}_X(t))} \right)^{i-n+1}$ and $I^*(t)$ is a discrete rv with pmf

$$f^*(i|t) = \frac{(-\ln(\bar{F}_X(t)))^{i-n+1}/i!}{\sum_{i=0}^{n-1} (-\ln(\bar{F}_X(t)))^{i-n+1}/i!}, i = 0, 1, \dots, n - 1.$$

Since $X \preceq_c Y$, thus $\frac{h_Y(t)}{h_X(t)}$ is decreasing in $t \geq 0$. Hence, from Lemma 2.1 of Khaledi et al. [27], $(-\ln(\bar{F}_Y(t)))/(-\ln(\bar{F}_X(t)))$ is decreasing in $t \geq 0$. Therefore, since for every $i = 0, 1, \dots, n - 1$, $i - n + 1 < 0$, thus $\Phi^*(i, t)$ is increasing in $t \geq 0$. On the other hand, from assumption we have $X \succeq_{st} Y$, and thus, for all $t \geq 0$, it holds that $-\ln(\bar{F}_Y(t)) \geq -\ln(\bar{F}_X(t))$. As a result, $\Phi^*(i, t)$ is an increasing function in $i = 0, 1, \dots, n - 1$, for every $t \geq 0$. Further, it can be shown readily that $f^*(i|t)$ is TP_2 in $(i, t) \in \{1, 2\} \times [0, +\infty)$, which further implies that $I^*(t_1) \preceq_{st} I^*(t_2)$, for all $t_1 \leq t_2$. Now, by using Lemma 2.2(i) of Misra and van der Meulen [33], $E[\Phi^*(I^*(t), t)]$ is increasing in $t \geq 0$. Now, the result is proved. \square

Stochastic comparison of convolutions of exponential random variables has been an important subject of research in literature (see, e.g., Bon and Păltănea [11] and Kochar and Ma [29]). However, relative ordering of convolutions of exponential random variables has not been investigated in literature thus far. In the next example, we make the relative hazard rate ordering of convolutions of i.i.d. exponential random variables according to the relative hazard rate order. Note that a non-negative rv T is said to have Erlang distribution with parameters (n, λ) whenever it has pdf $f_T(t) = \frac{\lambda(\lambda t)^{n-1} e^{-\lambda t}}{(n-1)!}$, for all $t \geq 0$, where $n = 1, 2, \dots$ and $\lambda > 0$.

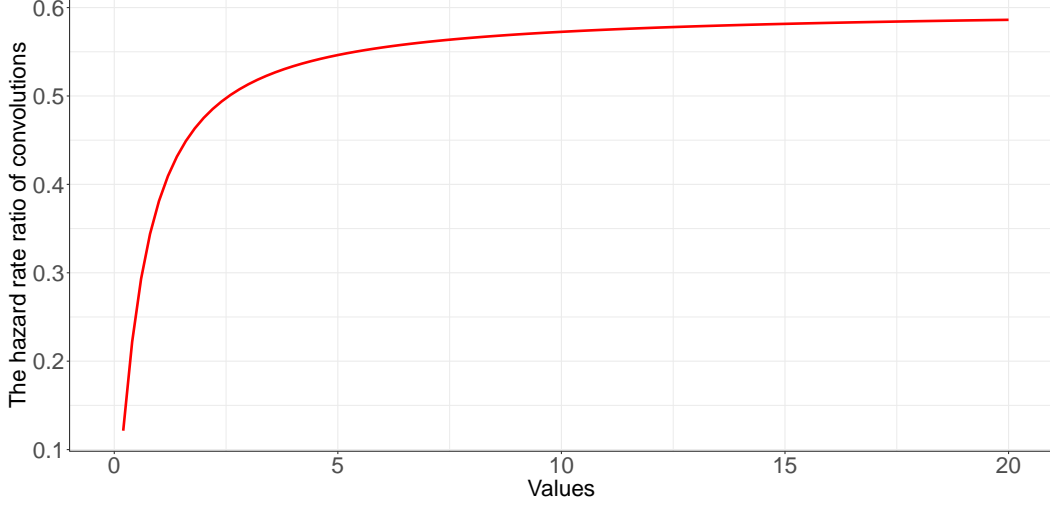


Figure 1: The plot of the function $\frac{h_{\sum_{i=1}^m X_i}(t)}{h_{\sum_{i=1}^n Y_i}(t)}$ in Example 3.1 for $m = 3, n = 2, \lambda_1 = 3$ and $\lambda_2 = 5$.

Example 3.1. Let us suppose that X_1, X_2, \dots and Y_1, Y_2, \dots are two i.i.d. sequences of exponential random variables with means $1/\lambda_1$ and $1/\lambda_2$, respectively, such that $\lambda_1 < \lambda_2$. From Eq. (1), X_{U_m} and Y_{U_n} have pdfs

$$f_{X_{U_m}}(x) = \frac{\lambda_1(\lambda_1 x)^{m-1} e^{-\lambda_1 x}}{(m-1)!} \quad \text{and} \quad f_{Y_{U_n}}(y) = \frac{\lambda_2(\lambda_2 y)^{n-1} e^{-\lambda_2 y}}{(n-1)!},$$

which are the pdfs of two Erlang distributions with parameters (m, λ_1) and (n, λ_2) , respectively. On the other hand, it is a well-known fact that partial sums of i.i.d. exponential random variables X_1, \dots, X_m and Y_1, \dots, Y_n follow Erlang distribution with parameters (m, λ_1) and (n, λ_2) , respectively. Therefore, X_{U_m} and Y_{U_n} are equal in distribution with $\sum_{i=1}^m X_i$ and $\sum_{i=1}^n Y_i$, respectively. From Eq. (6) and Eq. (7), one gets

$$h_{\sum_{i=1}^m X_i}(t) = \frac{\lambda_1}{(m-1)! \sum_{i=0}^{m-1} (\lambda_1 t)^{i-m+1} / i!}, \quad h_{\sum_{i=1}^n Y_i}(t) = \frac{\lambda_2}{(n-1)! \sum_{i=0}^{n-1} (\lambda_2 t)^{i-n+1} / i!}.$$

Since $\lambda_1 < \lambda_2$, thus $X_1 \succeq_{st} Y_1$. Thus, for every $m \geq n \in \mathbb{N}$, by using Theorem 3.1, one concludes that $\sum_{i=1}^m X_i \preceq_c \sum_{i=1}^n Y_i$. In Figure 1, we have plotted the hazard rate ratio of convolutions of exponential random variables, which is an increasing function.

In Theorem 3.1 there is an order condition that $X \succeq_{st} Y$, However, this is a strong condition that may not be satisfied. In the residual part of this section, we want to relax the condition $X \succeq_{st} Y$ to obtain the preservation property of the relative hazard rate order under upper records. The following lemma is useful to prove such result.

Lemma 3.1. Let $\xi_n(u) = (n-1)! \sum_{i=0}^{n-1} \frac{(-\ln(u))^{i-n+1}}{i!}$, for $u \in (0, 1)$. Then, $\frac{u \xi'_n(u)}{\xi_n(u)}$ is a non-negative increasing function of $u \in (0, 1)$ for every $n = 1, 2, \dots$

Proof. Let us suppose that $I(u)$ is a discrete random variable with the following probability mass function

$$f(i | u) := \frac{(-\ln(u))^{i-n+1} / i!}{\sum_{i=0}^{n-1} (-\ln(u))^{i-n+1} / i!}, \quad i = 0, 1, \dots, n-1.$$

Then, one has the following

$$\begin{aligned}
\frac{u\xi'_n(u)}{\xi_n(u)} &= \frac{\sum_{i=0}^{n-1} (n-i-1)(-\ln(u))^{i-n}/i!}{\sum_{i=0}^{n-1} (-\ln(u))^{i-n+1}/i!} \\
&= \sum_{i=0}^{n-1} \left(\frac{n-i-1}{-\ln(u)} \right) \cdot \frac{(-\ln(u))^{i-n+1}/i!}{\sum_{i=0}^{n-1} (-\ln(u))^{i-n+1}/i!} \\
&= \sum_{i=0}^{n-1} \Psi(i, u) \cdot f(i | u) \\
&= E[\Psi(I(u), u)],
\end{aligned}$$

where $\Psi(i, u) := \frac{n-i-1}{-\ln(u)}$ is a decreasing function of $i = 1, 2, \dots, n-1$ and it is an increasing function of $u \in (0, 1)$. Note that $f(i | u)$ is an RR_2 function in $(i, u) \in \{1, 2\} \times (0, 1)$. Hence, $I(u_1) \geq_{st} I(u_2)$, for every $u_1 \leq u_2 \in (0, 1)$, i.e., $I(u)$ is stochastically decreasing in $u \in (0, 1)$. Thus, by using Lemma 2.2(i) of Misra and van der Meulen [33], $E[\Psi(I(u), u)]$ is an increasing function of u . This completes the proof of lemma. \square

The limiting behaviour of hazard rates ratio is an important problem in reliability analysis (see, e.g., Navarro and Sarabia [37]). Let us define

$$c_0 = \lim_{t \rightarrow 0^+} \frac{h_X(t)}{h_Y(t)}, \quad \text{and} \quad c_1 = \lim_{t \rightarrow +\infty} \frac{h_X(t)}{h_Y(t)}.$$

In what follows, we assume that c_0 and c_1 are positive and finite. The following theorem is the main result of this section.

Theorem 3.2. *Let $\psi_n(u) = \frac{u\xi'_n(u)}{\xi_n(u)}$ where $\xi_n(u) = (n-1)! \sum_{i=0}^{n-1} \frac{(-\ln(u))^{i-n+1}}{i!}$, for $u \in (0, 1)$. If $\sup_{0 < u < 1} \frac{\psi_n(u)}{\psi_m(u^{c_1})} \leq c_0$ then, $X \preceq_c Y$ implies $X_{U_m} \preceq_c Y_{U_n}$.*

Proof. From Eq. (6) and Eq. (7), for all $t \geq 0$, one has the following

$$h_{X_{U_m}}(t) = \frac{h_X(t)}{\xi_m(\bar{F}_X(t))}, \quad h_{Y_{U_n}}(t) = \frac{h_Y(t)}{\xi_n(\bar{F}_Y(t))}.$$

Thus, it is evident that

$$\frac{h_{X_{U_m}}(t)}{h_{Y_{U_n}}(t)} = \frac{h_X(t)}{h_Y(t)} \cdot \frac{\xi_n(\bar{F}_Y(t))}{\xi_m(\bar{F}_X(t))}.$$

Since from assumption $X \preceq_c Y$, thus it is enough to show that $\frac{\xi_n(\bar{F}_Y(t))}{\xi_m(\bar{F}_X(t))}$ is increasing in $t \geq 0$, or equivalently demonstrate that

$$\frac{\partial}{\partial t} \ln \left(\frac{\xi_n(\bar{F}_Y(t))}{\xi_m(\bar{F}_X(t))} \right) \geq 0, \quad \text{for every } t \geq 0. \quad (8)$$

We have

$$\begin{aligned}
\frac{\partial}{\partial t} \ln \left(\frac{\xi_n(\bar{F}_Y(t))}{\xi_m(\bar{F}_X(t))} \right) &= -\frac{f_Y(t)\xi'_n(\bar{F}_Y(t))}{\xi_n(\bar{F}_Y(t))} + \frac{f_X(t)\xi'_m(\bar{F}_X(t))}{\xi_m(\bar{F}_X(t))} \\
&= -\frac{f_Y(t)}{\bar{F}_Y(t)} \cdot \frac{\bar{F}_Y(t)\xi'_n(\bar{F}_Y(t))}{\xi_n(\bar{F}_Y(t))} + \frac{f_X(t)}{\bar{F}_X(t)} \cdot \frac{\bar{F}_X(t)\xi'_m(\bar{F}_X(t))}{\xi_m(\bar{F}_X(t))} \\
&= h_X(t) \cdot \frac{\bar{F}_X(t)\xi'_m(\bar{F}_X(t))}{\xi_m(\bar{F}_X(t))} - h_Y(t) \cdot \frac{\bar{F}_Y(t)\xi'_n(\bar{F}_Y(t))}{\xi_n(\bar{F}_Y(t))}.
\end{aligned}$$

Note that since $\frac{h_X(t)}{h_Y(t)}$ is increasing in $t \geq 0$, thus $\frac{h_X(t)}{h_Y(t)} \geq c_0$, for all $t \geq 0$, and $\frac{h_X(t)}{h_Y(t)} \leq c_1$, for all $t \geq 0$, which further imply that $h_X(t) \geq c_0 h_Y(t)$, for all $t \geq 0$ and that $\bar{F}_X(t) \geq \bar{F}_Y^{c_1}(t)$, for all $t \geq 0$, respectively. The second implication is due to the recursive formulas $\bar{F}_X(t) = e^{-\int_0^t h_X(x) dx}$ and $\bar{F}_Y(t) = e^{-\int_0^t h_Y(x) dx}$ so that if $h_X(t) \leq c_1 h_Y(t)$, for all $t \geq 0$, then one concludes $\bar{F}_X(t) \geq \bar{F}_Y^{c_1}(t)$, for all $t \geq 0$. Now, one has the following

$$\begin{aligned} \frac{\partial}{\partial t} \ln \left(\frac{\xi_n(\bar{F}_Y(t))}{\xi_m(\bar{F}_X(t))} \right) &= h_X(t) \cdot \frac{\bar{F}_X(t) \xi'_m(\bar{F}_X(t))}{\xi_m(\bar{F}_X(t))} - h_Y(t) \cdot \frac{\bar{F}_Y(t) \xi'_n(\bar{F}_Y(t))}{\xi_n(\bar{F}_Y(t))} \\ &\geq h_Y(t) \cdot \left(c_0 \frac{\bar{F}_X(t) \xi'_m(\bar{F}_X(t))}{\xi_m(\bar{F}_X(t))} - \frac{\bar{F}_Y(t) \xi'_n(\bar{F}_Y(t))}{\xi_n(\bar{F}_Y(t))} \right) \\ &\geq h_Y(t) \cdot \left(c_0 \frac{\bar{F}_Y^{c_1}(t) \xi'_m(\bar{F}_Y^{c_1}(t))}{\xi_m(\bar{F}_Y^{c_1}(t))} - \frac{\bar{F}_Y(t) \xi'_n(\bar{F}_Y(t))}{\xi_n(\bar{F}_Y(t))} \right) \\ &= h_Y(t) \cdot (c_0 \psi_m(\bar{F}_Y^{c_1}(t)) - \psi_n(\bar{F}_Y(t))) \end{aligned}$$

where the last inequality holds true because $\bar{F}_X(t) \geq \bar{F}_Y^{c_1}(t)$, for all $t \geq 0$ and, further, since from Lemma 3.1, $\frac{u \xi'_n(u)}{\xi_n(u)}$ is increasing in $u \in (0, 1)$. Now, one can see that (8) is satisfied if $c_0 \psi_m(\bar{F}_Y^{c_1}(t)) \geq \psi_n(\bar{F}_Y(t))$, for all $t \geq 0$. Since ψ_m is a non-negative function, and moreover, since $\sup_{t \geq 0} \frac{\psi_n(\bar{F}_Y(t))}{\psi_m(\bar{F}_Y^{c_1}(t))} = \sup_{0 < u < 1} \frac{\psi_n(u)}{\psi_m(u^{c_1})}$ thus the recent inequality holds if, and only if,

$$\sup_{0 < u < 1} \frac{\psi_n(u)}{\psi_m(u^{c_1})} \leq c_0.$$

□

Remark 3.1. It is to be mentioned that the result of Theorem 3.2 in situations where X and Y are equal in distribution, could also be achieved by using Theorem 3.1, since the assumption $X \succeq_{st} Y$ is satisfied when X and Y have a common distribution. It is remarkable in the context of Theorem 3.2, that if X and Y are equal in distribution, then $c_0 = c_1 = 1$. Note that $\psi_n(u)$ is increasing in $n \geq 1$, if and only if for every $m \geq n \in \mathbb{N}$,

$$\psi_m(u) := \frac{u \xi'_m(u)}{\xi_m(u)} \geq \frac{u \xi'_n(u)}{\xi_n(u)} = \psi_n(u), \quad \text{for all } u \in (0, 1).$$

The above inequality is also equivalent to

$$\frac{\xi'_m(u)}{\xi_m(u)} \geq \frac{\xi'_n(u)}{\xi_n(u)}, \quad \text{for all } u \in (0, 1),$$

which means that $\frac{\xi_m(u)}{\xi_n(u)}$ is increasing in $u \in (0, 1)$. We can write

$$\begin{aligned} \frac{\xi_m(u)}{\xi_n(u)} &= \frac{(m-1)! \sum_{i=0}^{m-1} (-\ln(u))^{i-m+1} / i!}{(n-1)! \sum_{i=0}^{n-1} (-\ln(u))^{i-n+1} / i!} \\ &= \frac{(m-1)!}{(n-1)!} \cdot \frac{\sum_{i=0}^{m-1} (-\ln(u))^i / i!}{\sum_{i=0}^{n-1} (-\ln(u))^{i-n+m} / i!} \\ &= \frac{(m-1)!}{(n-1)!} \cdot \frac{\sum_{i=0}^{m-1} (-\ln(u))^i / i!}{\sum_{i=m-n}^{m-1} (-\ln(u))^i / (i - (m-n))!}, \end{aligned}$$

in which $\frac{\sum_{i=0}^{m-1} (-\ln(u))^i / i!}{\sum_{i=m-n}^{m-1} (-\ln(u))^i / (i - (m-n))!}$ is increasing in $u \in (0, 1)$, if and only if,

$$q^*(j, u) := \sum_{i=0}^{m-1} q(j, i) w(i, u) \text{ is } TP_2 \text{ in } (j, u) \in \{1, 2\} \times (0, 1)$$

where $q(j, i) := I[i \geq 0]/i!$ for $j = 2$ and $q(j, i) := I[i \geq m - n]/(i - (m - n))!$ for $j = 1$, and $w(i, u) := (-\ln(u))^i$. Since $q(j, i)$ is RR_2 in $(j, i) \in \{1, 2\} \times \{0, 1, \dots, m - 1\}$ and $w(i, u)$ is also RR_2 in $(i, u) \in \{1, 2\} \times (0, 1)$, thus the required result follows from general composition theorem of Karlin [23]. Now, since $c_0 = c_1 = 1$ as discussed before, thus for every $m = n, n + 1, \dots$ where $n \in \mathbb{N}$ one has

$$\begin{aligned} \sup_{0 \leq u \leq 1} \frac{\psi_n(u)}{\psi_m(u^{c_1})} &= \sup_{0 \leq u \leq 1} \frac{\psi_n(u)}{\psi_m(u)} \\ &\leq 1 = c_0, \end{aligned}$$

where the last inequality holds because $\psi_n(u) \leq \psi_m(u)$, for every $u \in [0, 1]$. Therefore, from Theorem 3.2, we deduced that if $m \geq n \in \mathbb{N}$, then $X_{U_m} \preceq_c X_{U_n}$.

The following example presents an example where Theorem 3.2 is applicable. However, we can not deduce the result using Theorem 3.1 because $X \not\preceq_{st} Y$.

Example 3.2. Let us consider X and Y as two random lifetimes with Lomax distributions having sfs $\bar{F}_X(t) = \frac{1}{(1+t)^3}$ and $\bar{F}_Y(t) = \frac{9}{(3+4t)^2}$. The hr functions of X and Y are then calculated as $h_X(t) = \frac{3}{1+t}$ and $h_Y(t) = \frac{8}{3+4t}$, which yields $\frac{h_X(t)}{h_Y(t)} = \frac{9+12t}{8+8t}$. The function $\frac{h_X(t)}{h_Y(t)}$ is increasing in $t \geq 0$. Thus, according to definition, $X \preceq_c Y$. It is seen that $c_0 = \lim_{t \rightarrow 0^+} \frac{h_X(t)}{h_Y(t)} = \frac{9}{8}$ and $c_1 = \lim_{t \rightarrow +\infty} \frac{h_X(t)}{h_Y(t)} = \frac{3}{2}$. It is trivial that, for all $t \geq 0$, $h_X(t) \geq h_Y(t)$ which means $X \preceq_{hr} Y$, and consequently, $X \preceq_{st} Y$. Therefore, the condition of Theorem 3.1 does not hold. We want to compare the second upper record from a sequence of i.i.d. random lifetimes adopted from F_X to the third upper record from a sequence of i.i.d. random lifetimes following F_Y . Hence, $n = 2$ and $m = 3$. We show using the setting of Theorem 3.2 that $X_{U_m} \preceq_c Y_{U_n}$. For $u \in [0, 1]$, we observe that

$$\xi_n(u) = \frac{1}{-\ln(u)} + 1, \text{ and } \xi_m(u) = 1 + \frac{2}{-\ln(u)} + \frac{2}{(-\ln(u))^2},$$

from which one further obtains

$$\xi'_n(u) = \frac{1}{u(-\ln(u))^2}, \text{ and } \xi'_m(u) = \frac{2}{u(-\ln(u))^2} + \frac{4}{u(-\ln(u))^3}.$$

After some routine calculation, we derive

$$\psi_n(u) = \frac{u\xi'_n(u)}{\xi_n(u)} = \frac{1}{(-\ln(u)) \cdot (-\ln(u) + 1)}$$

and, similarly,

$$\psi_m(u) = \frac{u\xi'_m(u)}{\xi_m(u)} = \frac{-2\ln(u) + 4}{(-\ln(u)) \cdot ((-\ln(u))^2 - 2\ln(u) + 2)}.$$

Therefore,

$$\frac{\psi_n(u)}{\psi_m(u^{c_1})} = \frac{\psi_n(u)}{\psi_m(u^{\frac{3}{2}})} = \frac{27(-\ln(u))^3 + 36(-\ln(u))^2 + 24(-\ln(u))}{(-\ln(u)) \cdot (1 - \ln(u)) \cdot (32 - 24\ln(u))}.$$

It can be checked using website <https://www.dcode.fr/maximum-function> that $\sup_{0 \leq u \leq 1} \frac{\psi_n(u)}{\psi_m(u^{c_1})} = \frac{9}{8}$. One can also see Figure 2. Hence, the condition of Theorem 3.2 is satisfied and hence the required result follows.

In Example 3.2, one can further obtain

$$h_{X_{U_m}}(t) = \frac{h_X(t)}{\xi_m(\bar{F}_X(t))} = \frac{27\ln^2(1+t)}{(1+t) \cdot (2 + 6\ln(1+t) + 9\ln^2(1+t))},$$

and

$$h_{Y_{U_n}}(t) = \frac{h_Y(t)}{\xi_n(\bar{F}_Y(t))} = \frac{8(-\ln(9) + 2\ln(3+4t))}{(3+4t) \cdot (1 - \ln(9) + 2\ln(3+4t))}.$$

In Figure 3 we plot the graph of $\frac{h_{X_{U_m}}(t)}{h_{Y_{U_n}}(t)}$ to exhibit that it is an increasing function in t .

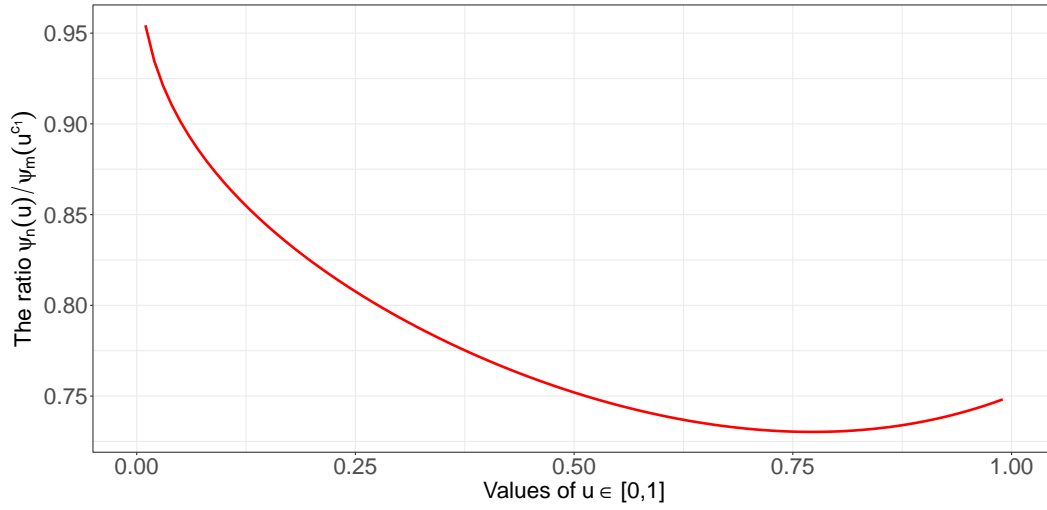


Figure 2: The graph of the function $\frac{\psi_n(u)}{\psi_m(u^{c_1})}$ in Example 3.2.

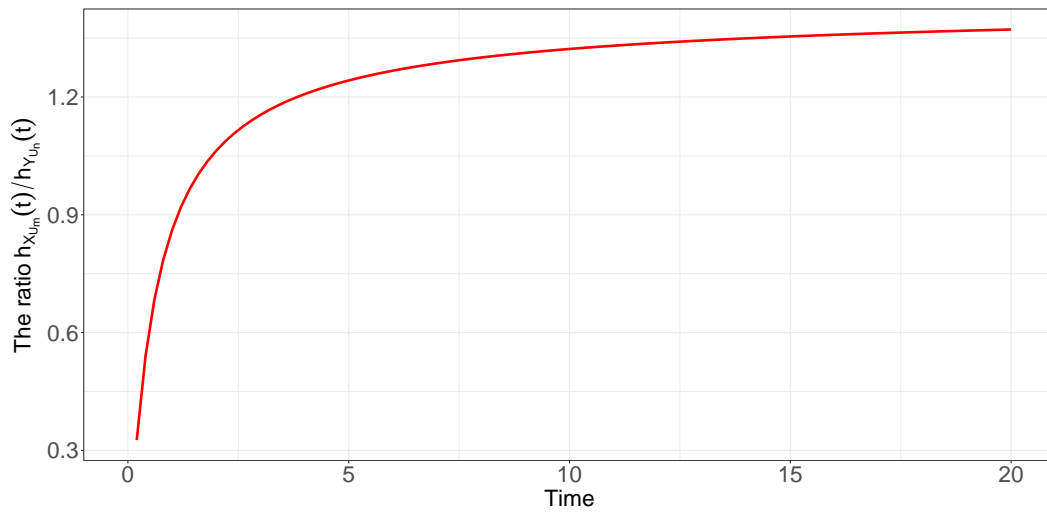


Figure 3: The graph of $\frac{h_{X_{U_m}}(t)}{h_{Y_{U_n}}(t)}$ in Example 3.2.

4 Relative comparison of lower record values

In this section, we consider the lower records X_{L_m} and Y_{L_n} from two sequences of rvs $\{X_i : i = 1, 2, \dots\}$ and $\{Y_i : i = 1, 2, \dots\}$, each containing i.i.d. observations. The rhr of X_{L_m} is obtained as

$$\begin{aligned} r_{X_{L_m}}(t) &= \frac{f_{X_{L_m}}(t)}{F_{X_{L_m}}(t)} \\ &= \frac{(-\ln(F_X(t)))^{m-1}}{(m-1)! \sum_{i=0}^{m-1} (-\ln(F_X(t)))^i / i!} r_X(t) \\ &= \frac{1}{(m-1)! \sum_{i=0}^{m-1} (-\ln(F_X(t)))^{i-m+1} / i!} r_X(t). \end{aligned} \quad (9)$$

Analogously, the rhr of Y_{L_n} at time point t , is acquired as

$$r_{Y_{L_n}}(t) = \frac{1}{(n-1)! \sum_{i=0}^{n-1} (-\ln(F_Y(t)))^{i-n+1} / i!} r_Y(t). \quad (10)$$

Next, we present a result on the preservation property of relative reversed hazard rate order under distribution of lower records.

Theorem 4.1. *Let $X \preceq_{st} Y$ and $m \geq n \in \mathbb{N}$. Then, $X \preceq_b Y$ yields $X_{L_m} \preceq_b Y_{L_n}$.*

Proof. Firstly, we demonstrate that $X_{L_m} \preceq_b X_{L_n}$ holds true for $n \in \mathbb{N}$ and for every $m \geq n$ such that $m \in \mathbb{N}$. Then, it will be proved that $X_{L_n} \preceq_b Y_{L_n}$. Due to the transitivity property of the relative reversed hazard rate order, it is deduced that $X_{L_m} \preceq_b Y_{L_n}$. Keeping the notations of Theorem 3.1 in mind, and in view of (9), we can write

$$\frac{r_{X_{L_m}}(t)}{r_{X_{L_n}}(t)} = \frac{(n-1)!}{(m-1)!} K(-\ln(F_X(t))), \quad t \geq 0.$$

In the proof of Theorem 3.1, it was shown that $K(u)$ is increasing in $u \geq 0$. Hence, since $-\ln(F_X(t))$ is decreasing in $t > 0$, thus $\frac{r_{X_{L_m}}(t)}{r_{X_{L_n}}(t)}$ is decreasing in $t > 0$. Therefore, $X_{L_m} \preceq_b X_{L_n}$ for every $m = n, n+1, \dots$. To finalize the proof, we need to prove $X_{L_n} \preceq_b Y_{L_n}$, for every $n \in \mathbb{N}$. In the spirit of Eq. (9) and Eq. (10), we get

$$\frac{r_{X_{L_n}}(t)}{r_{Y_{L_n}}(t)} = \frac{r_X(t)}{r_Y(t)} \cdot \frac{\sum_{i=0}^{n-1} (-\ln(F_Y(t)))^{i-n+1} / i!}{\sum_{i=0}^{n-1} (-\ln(F_X(t)))^{i-n+1} / i!}.$$

Following assumption, we have $X \preceq_b Y$. Hence $r_X(t)/r_Y(t)$ is decreasing in $t > 0$. It thus suffices to establish that

$$\frac{\sum_{i=0}^{n-1} (-\ln(F_Y(t)))^{i-n+1} / i!}{\sum_{i=0}^{n-1} (-\ln(F_X(t)))^{i-n+1} / i!} \text{ is decreasing in } t > 0.$$

Let us write

$$\begin{aligned} \frac{\sum_{i=0}^{n-1} (-\ln(F_Y(t)))^{i-n+1} / i!}{\sum_{i=0}^{n-1} (-\ln(F_X(t)))^{i-n+1} / i!} &= \sum_{i=0}^{n-1} \left(\frac{-\ln(F_Y(t))}{-\ln(F_X(t))} \right)^{i-n+1} \cdot \frac{(-\ln(F_X(t)))^{i-n+1} / i!}{\sum_{i=0}^{n-1} (-\ln(F_X(t)))^{i-n+1} / i!} \\ &= E[\Phi_*(I_*(t), t)], \end{aligned}$$

where $\Phi_*(i, t) := \left(\frac{-\ln(F_Y(t))}{-\ln(F_X(t))} \right)^{i-n+1}$ and $I_*(t)$ is an rv with pmf

$$f_*(i|t) = \frac{(-\ln(F_X(t)))^{i-n+1} / i!}{\sum_{i=0}^{n-1} (-\ln(F_X(t)))^{i-n+1} / i!}, \quad i = 0, 1, \dots, n-1.$$

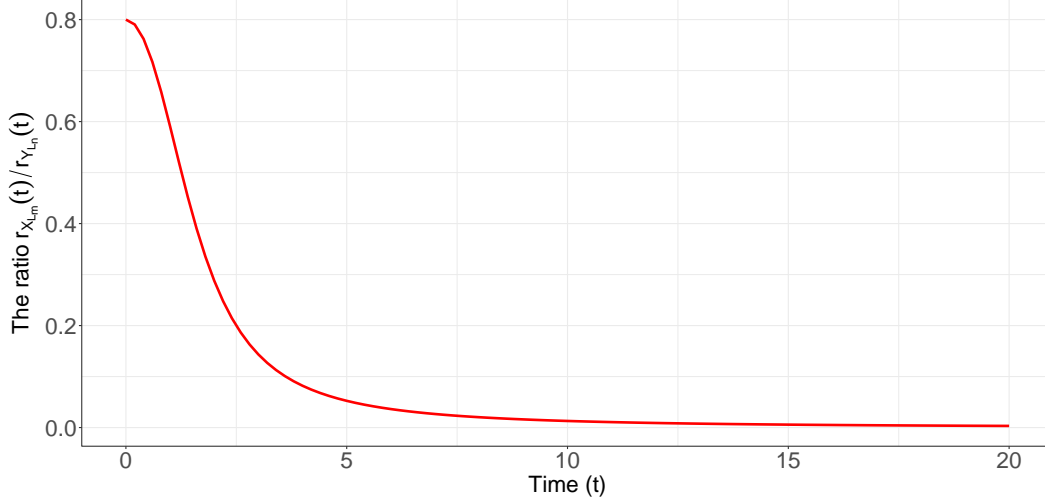


Figure 4: The graph of $\frac{r_{X_{L_m}}(t)}{r_{Y_{L_n}}(t)}$ in Example 4.1.

Since $X \preceq_b Y$, thus from Hazra and Misra [20], $\frac{-\ln(F_Y(t))}{-\ln(F_X(t))}$ is increasing in $t > 0$. Thus, $\Phi_*(i, t)$ is decreasing in $t > 0$. From assumption, it holds that $X \preceq_{st} Y$, and as a result, for all $t > 0$, $-\ln(F_Y(t)) \geq -\ln(F_X(t))$. Therefore, $\Phi_*(i, t)$ is increasing in $i = 0, 1, \dots, n-1$, for all $t > 0$. It can be seen readily that $f_*(i|t)$ is RR_2 in $(i, t) \in \{1, 2\} \times (0, +\infty)$, which in turn yields $I_*(t_1) \succeq_{st} I_*(t_2)$, for all $t_1 \leq t_2$. On applying Lemma 2.2(ii) of Misra and van der Meulen [33], $E[\Phi_*(I_*(t), t)]$ is decreasing in $t > 0$. Now, the result is proved. \square

The following example presents a situation where Theorem 4.1 is applicable.

Example 4.1. We suppose that X and Y have inverse Weibull distribution with cdfs $F_X(t) = \exp(-\frac{4}{t^2})$ and $F_Y(t) = \exp(-\frac{5}{t^3})$, where $t > 0$. We can get $r_X(t) = \frac{8}{t^3}$ and $r_Y(t) = \frac{10}{t^3}$. Since $\frac{r_X(t)}{r_Y(t)} = \frac{4}{5}$, thus $X \preceq_b Y$. It is also trivial to see that $X \preceq_{st} Y$. Let us choose $n = 2$ and $m = 3$. The result of Theorem 4.1 implies that $X_{L_m} \preceq_b Y_{L_n}$. One has the following

$$r_{X_{L_m}}(t) = \frac{r_X(t)}{\xi_m(F_X(t))} = \frac{64}{t^3(t^4 + 4t^2 + 8)} \quad \text{and} \quad r_{Y_{L_n}}(t) = \frac{r_Y(t)}{\xi_n(F_Y(t))} = \frac{50}{t^3(t^2 + 5)}.$$

In Figure 4 we plot the graph of $\frac{r_{X_{L_m}}(t)}{r_{Y_{L_n}}(t)}$ and it is shown that this function decreases in $t > 0$ which validates the result of Theorem 4.1.

The extremal behaviour of reversed hazard rates ratio is considered here. Let us define

$$c_0^* = \lim_{t \rightarrow 0^+} \frac{r_X(t)}{r_Y(t)}, \quad \text{and} \quad c_1^* = \lim_{t \rightarrow +\infty} \frac{r_X(t)}{r_Y(t)}.$$

In the sequel, we assume that c_0^* and c_1^* are positive and finite. In the following theorem the condition of $X \preceq_{st} Y$ in Theorem 4.1 is relaxed.

Theorem 4.2. If $\sup_{0 < u < 1} \frac{\psi_n(u \frac{1}{c_0^*})}{\psi_m(u)} \leq c_1^*$ then, $X \preceq_b Y$ implies $X_{L_m} \preceq_b Y_{L_n}$.

Proof. In view of Eq. (9) and Eq. (10), for all $t > 0$, we get

$$r_{X_{L_m}}(t) = \frac{r_X(t)}{\xi_m(F_X(t))}, \quad r_{Y_{L_n}}(t) = \frac{r_Y(t)}{\xi_n(F_Y(t))}.$$

Therefore,

$$\frac{r_{X_{L_m}}(t)}{r_{Y_{L_n}}(t)} = \frac{r_X(t)}{r_Y(t)} \cdot \frac{\xi_n(F_Y(t))}{\xi_m(F_X(t))}.$$

By assumption we have $X \preceq_b Y$ which means $\frac{r_X(t)}{r_Y(t)}$ is decreasing. Thus, we only need to show that $\frac{\xi_n(F_Y(t))}{\xi_m(F_X(t))}$ is decreasing in $t \geq 0$, or equivalently, we can prove that

$$\frac{\partial}{\partial t} \ln \left(\frac{\xi_n(F_Y(t))}{\xi_m(F_X(t))} \right) \leq 0, \quad \text{for all } t > 0. \quad (11)$$

One has

$$\begin{aligned} \frac{\partial}{\partial t} \ln \left(\frac{\xi_n(F_Y(t))}{\xi_m(F_X(t))} \right) &= \frac{f_Y(t)\xi'_n(F_Y(t))}{\xi_n(F_Y(t))} - \frac{f_X(t)\xi'_m(F_X(t))}{\xi_m(F_X(t))} \\ &= \frac{f_Y(t)}{F_Y(t)} \frac{F_Y(t)\xi'_n(F_Y(t))}{\xi_n(F_Y(t))} - \frac{f_X(t)}{F_X(t)} \frac{F_X(t)\xi'_m(F_X(t))}{\xi_m(F_X(t))} \\ &= r_Y(t) \cdot \frac{F_Y(t)\xi'_n(F_Y(t))}{\xi_n(F_Y(t))} - r_X(t) \cdot \frac{F_X(t)\xi'_m(F_X(t))}{\xi_m(F_X(t))}. \end{aligned}$$

Since $\frac{r_X(t)}{r_Y(t)}$ is decreasing in $t > 0$, thus $\frac{r_X(t)}{r_Y(t)} \leq c_0^*$, for all $t > 0$, and $\frac{r_X(t)}{r_Y(t)} \geq c_1^*$, for all $t > 0$. Hence, $r_X(t) \leq c_0^* r_Y(t)$, for all $t > 0$ and also $F_Y(t) \leq F_X^{\frac{1}{c_0^*}}(t)$, for all $t > 0$ where the second inequality follows from the identities $F_X(t) = e^{-\int_t^{+\infty} r_X(x)dx}$ and $F_Y(t) = e^{-\int_t^{+\infty} r_Y(x)dx}$. This is because if $r_X(t) \leq c_0^* r_Y(t)$, for all $t > 0$, then $F_Y(t) \leq F_X^{\frac{1}{c_0^*}}(t)$, for all $t > 0$. Therefore,

$$\begin{aligned} \frac{\partial}{\partial t} \ln \left(\frac{\xi_n(F_Y(t))}{\xi_m(F_X(t))} \right) &= r_Y(t) \cdot \frac{F_Y(t)\xi'_n(F_Y(t))}{\xi_n(F_Y(t))} - r_X(t) \cdot \frac{F_X(t)\xi'_m(F_X(t))}{\xi_m(F_X(t))} \\ &\leq r_X(t) \cdot \left(\frac{1}{c_1^*} \frac{F_Y(t)\xi'_n(F_Y(t))}{\xi_n(F_Y(t))} - \frac{F_X(t)\xi'_m(F_X(t))}{\xi_m(F_X(t))} \right) \\ &\leq r_X(t) \cdot \left(\frac{1}{c_1^*} \frac{F_X^{\frac{1}{c_0^*}}(t)\xi'_n(F_X^{\frac{1}{c_0^*}}(t))}{\xi_n(F_X^{\frac{1}{c_0^*}}(t))} - \frac{F_X(t)\xi'_m(F_X(t))}{\xi_m(F_X(t))} \right) \\ &= r_X(t) \cdot \left(\frac{1}{c_1^*} \psi_n(F_X^{\frac{1}{c_0^*}}(t)) - \psi_m(F_X(t)) \right) \end{aligned}$$

where the first inequality holds because $r_Y(t) \leq \frac{1}{c_1^*} r_X(t)$, for all $t > 0$ and the last inequality is due to $F_Y(t) \leq F_X^{\frac{1}{c_0^*}}(t)$, for all $t > 0$, and since by Lemma 3.1, $\frac{u\xi'_n(u)}{\xi_n(u)}$ is increasing in $u \in (0, 1)$. It is now realized that (11) is fulfilled if $c_1^* \psi_m(F_X(t)) \geq \psi_n(F_X^{\frac{1}{c_0^*}}(t))$, for all $t > 0$. We know that ψ_m is a non-negative function, and further, it is trivial that $\sup_{t \geq 0} \frac{\psi_n(F_X^{\frac{1}{c_0^*}}(t))}{\psi_m(F_X(t))} = \sup_{0 < u < 1} \frac{\psi_n(u)}{\psi_m(u^{c_1^*})}$ thus the recent inequality holds if, and only if,

$$\sup_{0 < u < 1} \frac{\psi_n(u^{\frac{1}{c_0^*}})}{\psi_m(u)} \leq c_1^*.$$

□

It is remarkable here that when X and Y are equal in distribution then, $X \preceq_{st} Y$ and further $X \preceq_b Y$. In the spirit of Remark 3.1, since $\psi_n(u)$ is increasing in u for every $u \in [0, 1]$, and because $c_0^* = c_1^* = 1$, thus for every $m = n, n+1, \dots$, one observes that

$$\sup_{0 < u < 1} \frac{\psi_n(u^{\frac{1}{c_0^*}})}{\psi_m(u)} = \sup_{0 < u < 1} \frac{\psi_n(u)}{\psi_m(u)} \leq 1.$$

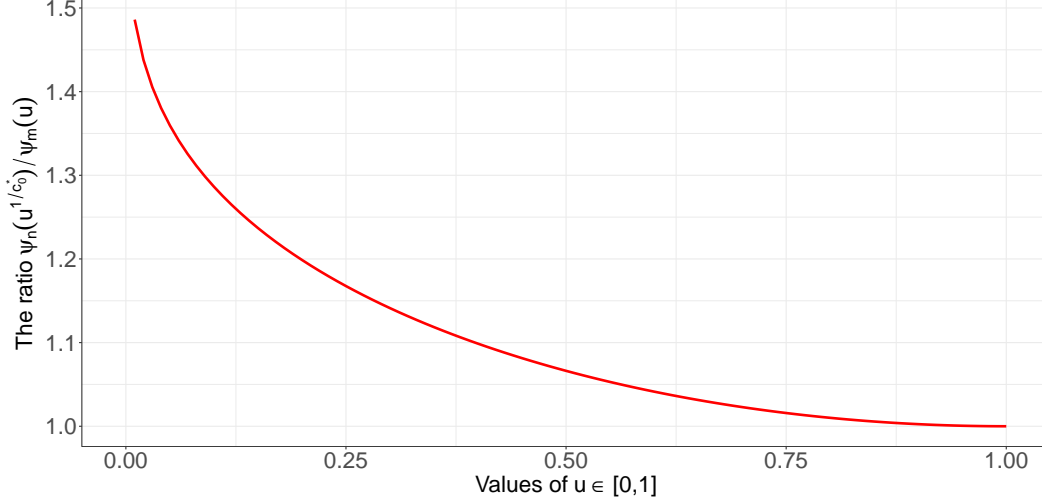


Figure 5: The graph of the function $\frac{\psi_n(u^{1/c_0^*})}{\psi_m(u)}$ in Example 4.2.

Hence, using Theorem 4.1, one obtains $X_{L_m} \preceq_b X_{L_n}$. This result could also be concluded by applying Theorem 3.2.

The next example illustrates a situation where Theorem 4.1 is not applicable while the result of Theorem 4.2 works.

Example 4.2. Let X and Y be two random lifetimes with Inverse Weibull distributions having cdfs $F_X(t) = \exp(-\frac{4}{t^4})$ and $F_Y(t) = \exp(-\frac{2}{t^4})$. The rhr functions of X and Y are obtained as $r_X(t) = \frac{16}{t^8}$ and $r_Y(t) = \frac{8}{t^8}$, which further implies that $\frac{r_X(t)}{r_Y(t)} = 2$. The function $\frac{r_X(t)}{r_Y(t)}$ is, therefore, non-increasing in $t > 0$. By definition, $X \preceq_b Y$. We can see that $c_0^* = c_1^* = \lim_{t \rightarrow 0^+} \frac{r_X(t)}{r_Y(t)} = 2$. For all $t > 0$, $r_X(t) \geq r_Y(t)$ i.e., $X \succeq_{rh} Y$ and moreover $X \succeq_{st} Y$. This means that the condition of Theorem 4.1 is not satisfied. Here, we take $n = 2$ and $m = 3$. By using Theorem 4.2 we shall conclude that $X_{L_m} \preceq_b Y_{L_n}$. For $u \in [0, 1]$, in the spirit of the proof of Theorem 3.2 in Example 3.2, one gets

$$\frac{\psi_n(u^{1/c_0^*})}{\psi_m(u)} = \frac{\psi_n(u^{1/2})}{\psi_m(u)} = \frac{(-\ln(u))^2 - 2\ln(u) + 2}{(4 - 2\ln(u)) \cdot (\frac{1}{2} - \frac{1}{4}\ln(u))}$$

We can check using website <https://www.dcode.fr/maximum-function> that $\sup_{0 \leq u \leq 1} \frac{\psi_n(\sqrt{u})}{\psi_m(u)} = 2$ as is shown in Figure 5. The condition of Theorem 4.2 holds and the result follows.

In Example 4.2, we can obtain the rhr functions of X_{L_m} and Y_{L_n} as follows:

$$r_{X_{L_m}}(t) = \frac{r_X(t)}{\xi_m(F_X(t))} = \frac{256}{t^4(16 + 8t^4 + 2t^8)},$$

and

$$r_{Y_{L_n}}(t) = \frac{r_Y(t)}{\xi_n(F_Y(t))} = \frac{16(t^4 + 2)}{16 + 8t^4 + 2t^8}.$$

In Figure 6 we have plotted the graph of $\frac{r_{X_{L_m}}(t)}{r_{Y_{L_n}}(t)}$ to exhibit that it decreases in t .

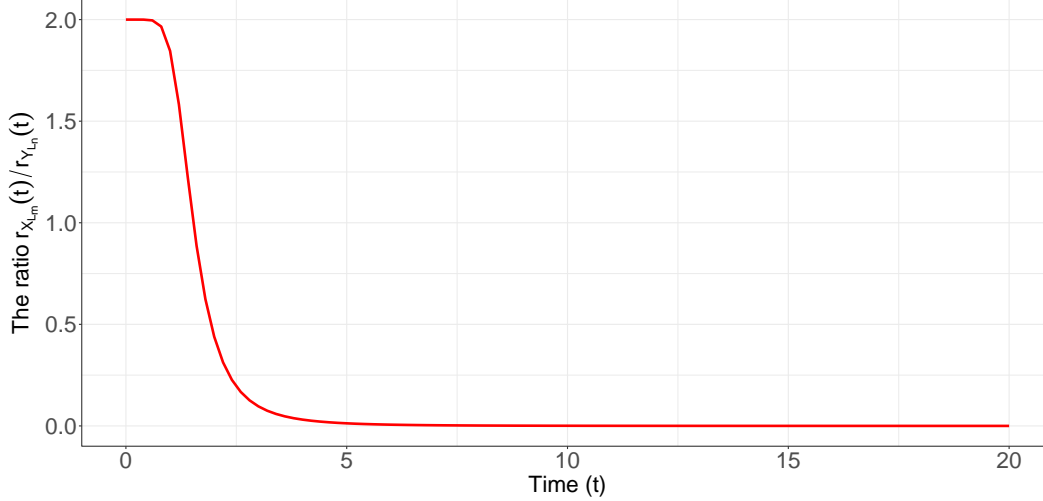


Figure 6: The graph of $\frac{r_{X_{U_m}}(t)}{r_{Y_{U_n}}(t)}$ in Example 4.2.

5 Conclusion

In this paper, we first presented conditions under which the relative hazard rate order between X and Y with the respective distributions F and G is translated into the relative hazard rate order of the upper record values X_{U_m} and Y_{U_n} resulting from sequences of random lifetimes following the base distributions F and G . The first result states that if $m \geq n$ and $X \succeq_{st} Y$, then $X \preceq_c Y$ implies $X_{U_m} \preceq_c Y_{U_n}$, which means that if X ages faster than Y in terms of the hazard rate function, then X_{U_m} ages correspondingly faster than Y_{U_n} . In situations where X_{U_m} and Y_{U_n} have an IFR distribution, $X_{U_m} \preceq_c Y_{U_n}$ means that the hazard rate function of X_{U_m} increases faster than the hazard rate function of Y_{U_n} . It is also concluded that if $Y_{U_n} \in IFR$ then $X_{U_m} \in IFR$. It has been shown that $X \succeq_{st} Y$ is not a necessary condition to obtain the preservation property of order \preceq_c under upper record values. We have secondly given conditions under which the relative reversed hazard rate order between X and Y is translated into the relative reversed hazard rate order of lower record values X_{L_m} and Y_{L_n} . We have shown that if $m \geq n$ and $X \preceq_{st} Y$, then $X \preceq_b Y$ results in $X_{L_m} \preceq_b Y_{L_n}$. If then X_{L_m} and Y_{L_n} have a DRHR distribution, then $X_{L_m} \preceq_b Y_{L_n}$ is equivalent to saying that the reversed hazard rate function of X_{L_m} decreases faster than the reversed hazard rate function of Y_{L_n} . In this context, if $Y_{L_n} \in DRHR$ then $X_{L_m} \in DRHR$. We have also proved that $X \preceq_{st} Y$ is not a necessary condition to obtain the preservation property of order \preceq_b under lower record values.

The results obtained in this study can be used to describe further findings on record values. The hazard rate function and reversed hazard rate function of a lifetime random variable Z are proportional to the probabilities $P(X \leq t + \delta | X > t)$ and $P(X > t - \delta | X \leq t)$ respectively, where δ is a very small positive number. Usually it is important to predict future upper or lower records. Therefore, it is a natural question whether a record higher than t will be reached directly after t . Let us assume X and Y have the cdfs F and G respectively. For example,

$$X_{U_m} \preceq_c Y_{U_n} \Rightarrow \frac{P(X_{U_m} \leq t_1 + \delta | X_{U_m} > t_1)}{P(Y_{U_n} \leq t_1 + \delta | Y_{U_n} > t_1)} \leq \frac{P(X_{U_m} \leq t_2 + \delta | X_{U_m} > t_2)}{P(Y_{U_n} \leq t_2 + \delta | Y_{U_n} > t_2)}, \text{ for all } t_1 \leq t_2 \in \mathbb{R}^+,$$

indicates that if the m th upper record from the sequence of i.i.d. lifetimes X_1, X_2, \dots from F (i.e., X_{U_m}) has not retained until time t_2 and also if the n th upper record from the sequence of i.i.d. lifetimes Y_1, Y_2, \dots from G (i.e., Y_{U_n}) has not retained until time t_2 , then it is more likely in the time t_2 in

comparison with the time t_1 that X_{U_m} is equal to a value in a small neighborhood after t_2 than that Y_{U_n} to be equal to such value in a small neighborhood after t_2 . Moreover, there is another question whether a lower record less than t has retained right before t . We observe that

$$X_{L_m} \preceq_b Y_{L_n} \Rightarrow \frac{P(X_{L_m} > t_1 - \delta | X_{L_m} \leq t_1)}{P(Y_{L_n} > t_1 - \delta | Y_{L_n} \leq t_1)} \geq \frac{P(X_{L_m} > t_2 - \delta | X_{L_m} \leq t_2)}{P(Y_{L_n} > t_2 - \delta | Y_{L_n} \leq t_2)}, \text{ for all } t_1 \leq t_2 \in \mathbb{R}^+,$$

which shows that if the m th lower record from the sequence of i.i.d. lifetimes X_1, X_2, \dots from F (i.e., X_{L_m}) has retained until time t_1 and further if the n th lower record from the sequence of i.i.d. lifetimes Y_1, Y_2, \dots from G (i.e., Y_{L_n}) has also retained before time t_2 , then it is more likely in the time t_1 compared with the time t_2 that X_{L_m} is equal to a value in a small neighborhood before t_1 than that Y_{L_n} to be equal to such value in a small neighborhood before t_1 .

In future research, one may consider simplifying the condition of Theorem 3.2 with respect to n, m, c_0 and c_1 and also simplifying the condition of Theorem 4.2 on the basis of n, m, c_0^* and c_1^* . The existence of the supremum in Theorem 3.2 was guaranteed in Remark 3.1 for the case that X and Y are equally distributed, where $c_0 = c_1 = 1$ and also after the proof of Theorem 4.2 it was guaranteed that the supremum exists in the cases where X and Y have a common distribution leading to $c_0^* = c_1^* = 1$. However, as explained in Example 3.2 and Example 4.2, there are also more complicated situations in which the suprema exists. Further implications of the relative ordering of dataset values, e.g. finding bounds for the survival functions of the upper datasets and the distribution function of the lower datasets, can also be considered in the future.

Acknowledgments

This work was supported by Researchers Supporting Project number (RSP2024R392), King Saud University, Riyadh, Saudi Arabia.

Conflict of interest

On behalf of all authors, the corresponding author states that there is no conflict of interest.

References

- [1] Abouammoh, A. R. and Qamber, I. S. (2003). New better than renewal-used classes of life distributions. *IEEE Transactions on Reliability* 52(2), 150–153.
- [2] Ahsanullah, M. (1995). *Record Statistics*. New York: Nova Science Publishers.
- [3] Ahmadi, J., Arghami, N. R. (2001). Some univariate stochastic orders on record values. *Communications in Statistics-Theory and Methods* 30, 69-78.
- [4] Arriaza, A., Sordo, M.A. and Suárez-Lioens, A. (2017). Comparing residual lives and inactivity times by transform stochastic orders. *IEEE Transactions on Reliability* 66, 366– 372.
- [5] Arnold, B. C., Balakrishnan, N., Nagaraja, H. N. (1998). *Records*. New York: John Wiley.
- [6] Arnold, B. C., Balakrishnan, N. and Nagaraja, H. N. (2008). *A first course in order statistics*, volume 54 of Classics in Applied Mathematics.
- [7] Aswin, I. C., Sankaran, P. G. and Sunoj, S. M. (2023). Some reliability aspects of record values using quantile functions. *Communications in Statistics-Theory and Methods* 1-21.

- [8] Barlow, R. E. and Proschan, F. (1975). *Statistical theory of reliability and life testing*. New York: Holt, Rinehart and Winston.
- [9] Bartoszewicz, J. (1985). Dispersive ordering and monotone failure rate distributions. *Advances in Applied Probability* 17, 472–474.
- [10] Belzunce, F., Lillo, R. E., Ruiz, J. M., Shaked, M. (2001). Stochastic comparisons of nonhomogeneous processes. *Probability in the Engineering and Informational Sciences* 15, 199–224.
- [11] Bon, J. L. and Păltănea, E. (1999). Ordering properties of convolutions of exponential random variables. *Lifetime Data Analysis* 5, 185–192.
- [12] Champlin, R., Mitsuyasu, R., Elashoff, R. and Gale, R.P. (1983). *Recent advances in bone marrow transplantation*. In: UCLA Symposia on Molecular and Cellular Biology, ed. R.P. Gale, New York 7, 141–158.
- [13] Cox, D. R. (1972). Regression models and life-tables. *Journal of the Royal Statistical Society, Series B* 34, 187–220.
- [14] Deshpande, J. V. and Kochar, S. C. (1983). Dispersive ordering is the same as tail-ordering. *Advances in Applied Probability* 15, 686–687.
- [15] Di Crescenzo, A. (2000). Some results on the proportional reversed hazards model. *Statistics and Probability Letters* 50, 313–321.
- [16] Esna-Ashari, M., Balakrishnan, N. and Alimohammadi, M. (2023). HR and RHR orderings of generalized order statistics. *Metrika* 86(1), 131–148.
- [17] Finkelstein, M. (2006). On relative ordering of mean residual lifetime functions. *Statistics and Probability Letters* 76, 939–944.
- [18] Finkelstein M. (2008). *Failure rate modeling for reliability and risk*. London, Springer.
- [19] Hazra, N. K. and Nanda, A. K. (2016). On some generalized orderings: In the spirit of relative ageing. *Communications in Statistics-Theory and Methods* 45, 6165–6181.
- [20] Hazra, N. K. and Misra, N. (2021). On relative aging comparisons of coherent systems with identically distributed components. *Probability in the Engineering and Informational Sciences* 35, 481–495.
- [21] Hu, T., Zhuang, W. (2006). Stochastic orderings between p-spacings of generalized order statistics from two samples. *Probability in the Engineering and Informational Sciences* 20, 465–479.
- [22] Kalashnikov, V. V. and Rachev, S. T. (1986). *Characterization of queueing models and their stability*. In: Probability Theory and Mathematical Statistics, eds. Yu. K. Prohorov et al., VNU Science Press, Amsterdam 2, 37-53.
- [23] Karlin, S. *Total Positivity*, Stanford University Press, 1968.
- [24] Kayid, M., Izadkhah, S. and Zuo, M. J. (2017). Some results on the relative ordering of two frailty models. *Statistical Papers* 58, 287–301.
- [25] Kayid, M., Alrubian, A. and Abouammoh, A. (2021). Stochastic analysis of an age-dependent mixture truncation model. *Naval Research Logistics* 68, 963–972.

- [26] Khaledi, B.-E. (2005). Some new results on stochastic orderings between generalized order statistics. *Journal of the Iranian Statistical Society* 4, 35-49.
- [27] Khaledi, B. E., Amiripour, F., Hu, T. and Shojaei, S. R. (2009). Some new results on stochastic comparisons of record values. *Communications in Statistics-Theory and Methods* 38, 2056-2066.
- [28] Kochar, S. C. and Wiens, D. P. (1987). Partial orderings of life distributions with respect to their ageing properties. *Naval Research Logistics* 34, 823-829.
- [29] Kochar, S. and Ma, C. (1999). Dispersive ordering of convolutions of exponential random variables. *Statistics and Probability Letters* 43, 321-324.
- [30] Lai, C. and Xie, M. (2006). *Stochastic ageing and dependence for reliability*. New York: Springer.
- [31] Mantel, N. and Stablein, D. M. (1988). The crossing hazard function problem. *Journal of the Royal Statistical Society, Series D* 37, 59-64.
- [32] Marshall, A. W. and Olkin, I. (2007). *Life Distributions*. Springer, New York.
- [33] Misra, N. and van der Meulen, E. C. (2003). On stochastic properties of m-spacings. *Journal of Statistical Planning and Inference* 115, 683-697.
- [34] Misra, N., Francis, J. and Naqvi, S. (2017). Some sufficient conditions for relative aging of life distributions. *Probability in the Engineering and Informational Sciences* 31, 83-99.
- [35] Misra, N. and Francis, J. (2018). Relative aging of $(n - k + 1)$ -out-of- n systems based on cumulative hazard and cumulative reversed hazard functions. *Naval Research Logistics* 65, 566-575.
- [36] Nanda, A. K., Hazra, N. K., Al-Mutairi, D. K. and Ghitany, M. E. (2017). On some generalized ageing orderings. *Communications in Statistics-Theory and Methods* 46, 5273-5291.
- [37] Navarro, J. and Sarabia, J. M. (2024). A note on the limiting behaviour of hazard rate functions of generalized mixtures. *Journal of Computational and Applied Mathematics* 435, 114653.
- [38] Pocock, S. J., Gore, S. M. and Keer, G. R. (1982). Long-term survival analysis: the curability of breast cancer. *Statistics in Medicine* 1, 93-104.
- [39] Raqab, M. Z., Amin, W. A. (1996). Some ordering results on order statistics and record values. *IAPQR Transactions, Journal of the Indian Association for Productivity, Quality and Reliability* 21, 1-8.
- [40] Raqab, M. Z., Asadi, M. (2008). On the mean residual life of records. *Journal of Statistical Planning and Inference* 138, 3660-3666.
- [41] Rezaei, M., Gholizadeh, B. and Izadkhah, S. (2015). On relative reversed hazard rate order. *Communications in Statistics-Theory and Methods* 44, 300-308.
- [42] Sengupta, D. and Deshpande, J. V. (1994). Some results on the relative ageing of two life distributions. *Journal of Applied Probability* 31, 991-1003.
- [43] Shaked, M. and Shanthikumar, J. G. (Eds.). (2007). *Stochastic orders*. New York, NY: Springer New York.