

# A3D: DOES DIFFUSION DREAM ABOUT 3D ALIGNMENT?

Savva Ignatyev<sup>\*1</sup> Nina Konovalova<sup>\*2</sup> Daniil Selikhanovych<sup>1</sup> Oleg Voynov<sup>1,2</sup>  
 Nikolay Patakin<sup>2</sup> Ilya Olkov<sup>1</sup> Dmitry Senushkin<sup>2</sup> Alexey Artemov<sup>3</sup>  
 Anton Konushin<sup>2</sup> Alexander Filippov<sup>4</sup> Peter Wonka<sup>5</sup> Evgeny Burnaev<sup>1,2</sup>  
<sup>1</sup>Skoltech, Russia <sup>2</sup>AIRI, Russia <sup>3</sup>Medida AI, Israel  
<sup>4</sup>AI Foundation and Algorithm Lab, Russia <sup>5</sup>KAUST, Saudi Arabia  
<sup>\*</sup>Savva Ignatyev and Nina Konovalova contributed equally  
 Corresponding author: Savva Ignatyev (e-mail: savva.ignatyev@skoltech.ru)




Figure 1: Our method A3D enables conditioning text-to-3D generation process on a set of text prompts to jointly generate a set of 3D objects with a shared structure (top). This enables a user to make “hybrids” combined of different parts from multiple aligned objects (middle), or perform text-driven structure-preserving transformation of an input 3D model (bottom).

## ABSTRACT

We tackle the problem of text-driven 3D generation from a geometry alignment perspective. Given a set of text prompts, we aim to generate a collection of objects with semantically corresponding parts aligned across them. Recent methods based on Score Distillation have succeeded in distilling the knowledge from 2D diffusion models to high-quality representations of the 3D objects. These methods handle multiple text queries separately, and therefore the resulting objects have a high variability in object pose and structure. However, in some applications, such as 3D asset design, it may be desirable to obtain a set of objects aligned with each other. In order to achieve the alignment of the corresponding parts of the generated objects, we propose to embed these objects into a common latent space and optimize the continuous transitions between these objects. We enforce two kinds of properties of these transitions: smoothness of the transition and plausibility of the intermediate objects along the transition. We demonstrate that both of these properties are essential for good alignment. We provide several practical scenarios that benefit from alignment between the objects, including 3D editing and object hybridization, and experimentally demonstrate the effectiveness of our method. [voyleg.github.io/a3d](https://voyleg.github.io/a3d)

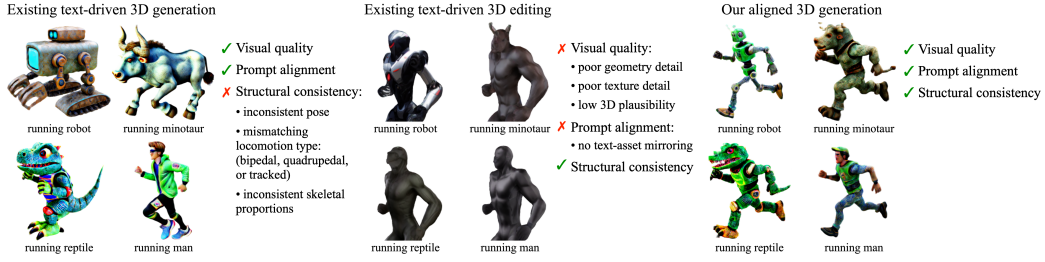


Figure 2: Collections of objects generated with existing text-to-3D methods lack structural consistency (left, Shi et al. (2024)). Shapes obtained with existing text-driven 3D editing methods lack text-to-asset alignment and visual quality (middle, Chen et al. (2024a)). In contrast, our method enables the generation of structurally coherent, text-aligned assets with high visual quality (right).

## 1 INTRODUCTION

Creating high-quality 3D assets is a time-consuming and labor-intensive process. Consequently, even experienced 3D artists commonly break it into manageable steps. In many instances, prior to shaping an asset, an artist might conceptualize its design structure to capture geometric proportions and spatial relationships of its semantically meaningful parts. A series of detailed 3D design instances (*e.g.*, high-resolution geometry and textures) consistent with an established structure can be produced. Recent 3D generation research (Poole et al., 2023; Chen et al., 2023b; Li et al., 2024a; Qiu et al., 2024; Shi et al., 2024) promises to significantly reduce the effort related to manual production of such high-resolution textured shapes, replacing it by an automated AI-based step controlled with natural language. A text-to-3D generation pipeline could potentially be utilized to produce a collection of structurally aligned 3D objects, consisting of a common set of semantic parts and sharing their structure, *e.g.*, the pose or the arrangement of semantic parts.

However, existing 3D generation approaches synthesize objects independently and fail to maintain structural alignment across them (see Figure 2, left). One may attempt to enforce structural alignment in a series of 3D objects by generating an initial one with a text-to-3D pipeline and obtaining the others with a text-driven 3D editing method (Yang et al., 2024; Haque et al., 2023; Chen et al., 2024a). However, current text-driven 3D editing methods struggle with the visual quality and sometimes fail to perform the necessary edits appropriately, resulting in a low degree of the alignment with the text prompt (see Figure 2, middle).

To address the limitations of existing approaches, we propose *A3D*, a method for jointly generating collections of structurally aligned objects from a collection of respective text prompts. The idea of our method is to embed a set of 3D objects and transitions between them into a shared latent space and enforce smoothness and plausibility of these transitions. We take inspiration from transition trajectory regularization proposed for 2D GANs (Karras et al., 2020, Sec. 3.2). We represent each set of 3D objects and the transitions between them with a single Neural Radiance Field (NeRF) (Mildenhall et al., 2020) and train it with a text-to-image denoising diffusion model via Score Distillation Sampling (SDS) (Poole et al., 2023) to simultaneously correspond to the set of text prompts and enforce the plausibility of the transitions between the objects.

We demonstrate our method to be naturally suited for several different scenarios requiring control over the structure of the generated objects. (1) Generation of multiple structurally aligned 3D objects (see Figure 1, top) enables artists to choose an appropriate 3D asset among a variety of generations, replace 3D objects within existing scenes, or transfer animations across distinct objects. (2) Combining parts of different objects into a “hybrid” (see Figure 1, middle) allows adjusting constituent elements without affecting the overall structure of the asset. (3) Structure-preserving transformations of a 3D object (see Figure 1, bottom), lets a user design a simplified 3D shape with a particular pose and let the automatic generation process fill in complex geometric details and texture while preserving the structure.

Sets of objects generated using our method exhibit a high degree of structural alignment and high visual quality scores, outperforming those obtained with state-of-the-art alternatives. Our method is easily adopted for the structure-preserving transformation, performing on par with specialized

---

text-driven 3D editing methods. Further, it is effective in combination with different text-to-3D generation frameworks. Overall, our work advances the state of the art in text-driven 3D generation and opens up new possibilities for applications requiring the generation of structurally aligned objects.

## 2 RELATED WORK

### 2.1 TEXT-DRIVEN 3D ASSET GENERATION

Since collecting large, high-quality, and diverse 3D datasets poses significant challenges, 3D generation approaches predominantly leverage 2D priors for training. DreamFusion (Poole et al., 2023) introduced Score Distillation Sampling (SDS) that enables training Neural Radiance Fields (NeRFs) (Mildenhall et al., 2020) with the guidance from pre-trained 2D diffusion models. Subsequent research has refined this methodology to improve both quality and speed of 3D generation. Magic3D (Lin et al., 2023) introduces a coarse-to-fine optimization strategy to increase the speed and resolution, Fantasia3D (Chen et al., 2023a) disentangles the geometry and texture training, and ProlificDreamer (Wang et al., 2023) achieves high-quality intricate generation by employing variational SDS. Several works enhance realism, detail, and optimization speed by utilizing adversarial training (Chen et al., 2024d), 3D-view conditioned diffusion models (Liu et al., 2023; Shi et al., 2023a; 2024; Liu et al., 2024; Ye et al., 2024; Seo et al., 2024), and Gaussian splatting-based models (Tang et al., 2024b; Yi et al., 2024). However, DreamFusion-based methods often struggle with the Janus problem, when objects are generated with multiple faces due to SDS inconsistency. MVDream (Shi et al., 2024) addressed this issue by modifying a 2D diffusion model for the multi-view setting and fine-tuning it on a dataset of 3D objects, thus improving the 3D consistency of the results.

All described works focus on independent optimization for distinct prompts. Although view-dependent sampling produces results with some degree of canonical orientation, collections of objects generated using these methods generally lack structural alignment, as we show in Figure 2 and in our ablation study. This misalignment issue persists even in amortized frameworks, where a single generative model is trained to handle multiple prompts (Tang et al., 2024a; Jun & Nichol, 2023; Hong et al., 2024; Siddiqui et al., 2024; Ma et al., 2024). Due to the mode-seeking nature of SDS (Poole et al., 2023), these frameworks often produce misaligned objects with the structure sensitive to subtle variations in the prompt, increasing inconsistency across generated outputs.

Unlike the described methods that optimize 3D objects independently or amortized models trained on large-scale datasets, our method optimizes a small set of objects jointly, allowing us to achieve structural consistency between objects.

### 2.2 TEXT-DRIVEN 3D ASSET EDITING

One straightforward way to produce a collection of aligned 3D objects is to generate an initial object using a text-to-3D pipeline and subsequently modify this object via text-driven 3D editing. Several methods have been proposed to manipulate NeRF-based scene representations using text as guidance (Haque et al., 2023; Park et al., 2024; Bao et al., 2023; Zhuang et al., 2023). DreamBooth3D (Raj et al., 2023) and Magic3D (Lin et al., 2023) provide the capability to edit personalized objects while leveraging the underlying 3D structure. FocalDreamer (Li et al., 2024b), Progressive3D (Cheng et al., 2024), and Vox-E (Sella et al., 2023) confine the effect of modifications to specific parts of the object, thus enhancing control of the editing process. Fantasia3D (Chen et al., 2023a) and DreamMesh (Yang et al., 2024) focus on global transformations of one object into another, iteratively optimizing a 3D model to align with a text prompt via SDS. Iterative optimization with SDS does not guarantee preservation of the structure of the transformed object, so several techniques were proposed to improve it. Coin3D (Dong et al., 2024) refines geometric primitives into high-quality assets by imposing deformation constraints through input masks. GaussianDreamer (Yi et al., 2024) and LucidDreamer (Liang et al., 2024) show text-driven editing capabilities for Gaussian splats, that they initialize using a separate pipeline and fine-tune with the help of a diffusion model. Other works (Haque et al., 2023; Palandra et al., 2024) use the SDS loss in combination with a pre-trained 2D image editing network InstructPix2Pix (Brooks et al., 2023). MVEEdit (Chen et al., 2024a) goes one step further by avoiding SDS and proposes a special mechanism that coordinates 2D edits from different viewpoints.

Although some of these methods allow obtaining sets of the aligned objects sequentially, the editing process is constrained by the configuration of the initially generated object. This limits the visual quality of sets of objects generated using these methods, as we show in Figure 2 and in our experiments. In contrast, our method optimizes the whole transition trajectory between the objects, and produces both structurally consistent and high-quality results. Additionally, our method is easily adapted for the task of structure-preserving 3D editing, performing on par with specialized methods.

### 2.3 LATENT SPACE REGULARIZATION

To achieve the structural alignment between the objects in a generated set, we embed these objects into a common latent space together with transition trajectories between them. We draw inspiration from works on generative modeling of 2D images that show that alignment, disentanglement, and quality of the generated samples can be improved with regularization of trajectories between them (Karras et al., 2020; Berthelot\* et al., 2019; Sainburg et al., 2018). For example, Berthelot\* et al. (2019); Sainburg et al. (2018) directly optimize the quality of the interpolated samples with adversarial training. Similarly, we employ Stable Diffusion model (Rombach et al., 2022) as a critic that encourages plausibility of the samples on the trajectories via Score Distillation Sampling. StyleGAN (Karras et al., 2020) explicitly regularizes the smoothness of the trajectories by calculating the perceptual path distance in the VGG feature space. We implicitly regularize the smoothness by encouraging the network to produce smooth 3D objects in the intermediate points and by our choice of the generator architecture.

## 3 PRELIMINARIES

### 3.1 NEURAL RADIANCE FIELDS

Neural radiance field (NeRF) (Mildenhall et al., 2020) was originally introduced as a fully differentiable volume rendering approach that represents the scene as a continuous radiance function parameterized with a fully-connected neural network. This network maps a 3D point  $\mu \in \mathbb{R}^3$  along with a view direction  $\mathbf{d} \in \mathbb{S}^2$  into a volumetric density  $\tau \in \mathbb{R}^+$  and a view-dependent emitted radiance  $\mathbf{c} \in \mathbb{R}^3$  at that spatial location. To render an image, NeRF queries 5D coordinates  $(\mu, \mathbf{d})$  along camera rays and uses classic volume rendering techniques to project the output colors and densities into the image. The ray color  $\mathbf{C}$  is calculated numerically through quadrature approximation:

$$\mathbf{C} = \sum_i \alpha_i T_i \mathbf{c}_i, \quad T_i = \prod_{j < i} 1 - \alpha_j, \quad \alpha_i = 1 - \exp(-\tau_i \|\mu_i - \mu_{i+1}\|), \quad (1)$$

where  $\mathbf{c}_i$  and  $\tau_i$  are the radiance and density queried at the  $i$ 'th position along the ray, and  $\alpha_i$  and  $T_i$  are the transmittance and accumulated transmittance.

Originally, NeRF is iteratively trained from a set of posed images. At each iteration, a batch of camera rays is randomly sampled from the set of all observed pixels and the photometric deviation between the colors  $\hat{\mathbf{C}}_k$  observed along the  $k$ 'th ray and  $\mathbf{C}_k$  rendered via Equation (1) is minimized:

$$\mathcal{L}_c = \sum_k \|\mathbf{C}_k - \hat{\mathbf{C}}_k\|_2^2. \quad (2)$$

### 3.2 SCORE DISTILLATION SAMPLING

Score Distillation Sampling (SDS) (Poole et al., 2023) was proposed for fitting a NeRF to a text description of the 3D scene, without any input images, using a pre-trained text-to-image diffusion model. The idea is to iteratively guide the NeRF towards consistency with the text prompt by using the text-conditioned diffusion model as a critic for images rendered from the NeRF. At each iteration, the image  $\mathbf{x}$  is rendered for a randomly sampled camera position. A random Gaussian noise  $\epsilon \sim \mathcal{N}(\mathbf{0}, \mathbf{I})$  is added to the image and the output of the denoising diffusion model  $\hat{\epsilon}$  is obtained via  $\hat{\epsilon} = \mathcal{E}(\mathbf{y}, t, \alpha_t \mathbf{x} + \sigma_t \epsilon)$ , where  $\mathbf{y}$  is the embedding of the text prompt,  $t \sim \mathcal{U}(0, 1)$  is the diffusion timestep, and  $\alpha_t$  and  $\sigma_t$  are weighting factors (see (Poole et al., 2023) for more details). The weights  $\theta$  of the NeRF network are then updated using the gradient of the SDS loss term:

$$\nabla_{\theta} \mathcal{L}_{\text{SDS}} = \mathbb{E}_{t, \epsilon} [w(t)(\hat{\epsilon} - \epsilon) \partial_{\theta} \mathbf{x}], \quad (3)$$

where  $w(t)$  is another weighting factor.

The authors of SDS use a scene representation slightly different from the original NeRF. Their NeRF-like network  $F$  maps the 3D point  $\mu$  into volumetric density  $\tau$  and the diffuse RGB reflectance  $\rho \in \mathbb{R}^3$  (albedo) instead of the emitted radiance  $\mathbf{c}$ , *i.e.*,  $(\tau, \rho) = F(\mu; \theta)$ . To obtain the emitted radiance and render the ray color via Equation (1), they introduce lighting to the scene, which they randomly sample at each training iteration, and compute the emitted radiance via

$$\mathbf{c} = \rho \odot \mathbf{l}(\mu, \mathbf{n}), \quad \mathbf{n} = -\nabla_{\mu}\tau / \|\nabla_{\mu}\tau\|, \quad (4)$$

where  $\mathbf{l} \in \mathbb{R}^3$  is the radiance received by the scene at the point  $\mu$  from the light sources,  $\mathbf{n}$  is “surface normal”, and  $\odot$  is the element-wise product.

## 4 METHOD

### 4.1 GENERATION OF MULTIPLE ALIGNED 3D OBJECTS

We adopt the SDS method for the joint generation of aligned 3D objects from a set of  $N$  text prompts. To do this, we embed all the objects into a common space of 3D reflectance fields represented with a single neural field. We train our network as a small generative model with the latent space built around the given set of text prompts. Specifically, we define the latent code  $\mathbf{u}$  on the  $(N - 1)$ -dimensional probability simplex  $\{\mathbf{u} \in \mathbb{R}^N : u_1 + \dots + u_N = 1, u_i \geq 0\}$  and assign the vertices of this simplex  $\{u_i = 1\}$  to the given textual prompts. We add this latent code as an input parameter to the neural field. We train it to represent the individual 3D objects at the respective vertices of the simplex and map the linear interpolations (edges) between the latent codes at the vertices to transitions between the objects. This allows us to regularize these transitions and achieve structural alignment across the objects.

Specifically, we iteratively train the network with the SDS loss (Equation (3)). At each iteration, we sample the latent code  $\mathbf{u}$  from the vertices and edges of the simplex. We render the image  $\mathbf{x}$  following Equations (1) and (4), where the density and albedo now additionally depend on the latent code  $(\tau, \rho) = F(\mu, \mathbf{u}; \theta)$ . At the vertices of the simplex, we condition the diffusion model on the text embeddings of the individual prompts  $\{\mathbf{y}_i\}$ . At the edges, which represent transitions between the objects, we apply two kinds of regularization inspired by works on training GANs with mixed latent codes (Berthelot\* et al., 2019; Karras et al., 2020).

First, we encourage the network to produce plausible 3D objects for latent codes sampled at the transition trajectories. We use the text-to-image diffusion model as a critic to evaluate and improve the plausibility through SDS. For this, we obtain the text embeddings  $\mathbf{y}$  for the diffusion model as the sum of the embeddings of the individual prompts weighted with the components of the latent code  $\mathbf{y}(\mathbf{u}) = u_1\mathbf{y}_1 + \dots + u_N\mathbf{y}_N$ . For the edges of the latent simplex it corresponds to linearly interpolating between the pair of embeddings of the individual text prompts. In ablation study, we show that a similar effect to a lesser extent can be achieved by conditioning the diffusion model on some general prompt independent of the objects being generated.

Second, we encourage the transitions between the objects to be smooth. We avoid doing this directly to give our model more flexibility and instead regularize the smoothness of the transitions implicitly. Specifically, we limit the depth of our neural field network, which limits the Lipschitz norm of the function parameterized by this network (Miyato et al., 2018), and enforce smoothness of rendered normal maps with a corresponding loss (see Equation (5)).

These regularization strategies encourage the network to learn a mapping from the edges of the simplex to meaningful transitions between the individual 3D objects. In our ablation study, we show that this is crucial for obtaining structurally aligned objects.

### 4.2 HYBRIDIZATION: COMBINING THE ALIGNED 3D OBJECTS

The neural network trained with our method not only represents multiple aligned 3D objects but also enables smooth interpolation of the reflectance field between these objects at each point in 3D space  $\mu$  independently. This allows for a natural and seamless fusion of objects, blending specific parts of individual generated objects into new forms, such as a gopher with a head of a kangaroo shown in Figure 3. To achieve this, the 3D space is partitioned into regions corresponding to specific objects and the reflectance field is smoothly interpolated across the boundaries of these regions. This

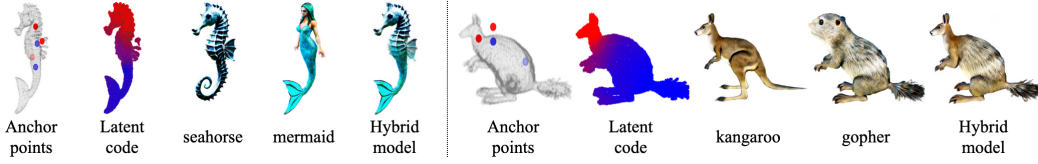


Figure 3: Our method allows us to blend different objects seamlessly. A proper alignment of multiple 3D models provides the ability to replace parts of one object with similar components of the other objects. We manually select spatial anchor points (left) and assign them to a particular model. The latent code  $\mathbf{u}$  is linearly interpolated between anchors at every spatial location, resulting in a smooth distribution over 3D space (second column). The resulting objects are shown on the right.

partitioning is defined by a smooth spatial distribution of the latent code  $\mathbf{u}(\boldsymbol{\mu})$  as illustrated in the second column of Figure 3. The new hybrid model is rendered following Equations (1) and (4) with the reflectance field now depending on the spatially varying latent code  $(\tau, \rho) = F(\boldsymbol{\mu}, \mathbf{u}(\boldsymbol{\mu}); \theta)$ .

#### 4.3 STRUCTURE-PRESERVING TRANSFORMATION OF 3D MODELS

Our method can be easily adapted for the transformation of a given source 3D model into a target 3D model described by a text prompt while preserving the original structure, such as pose and proportions. For this, first, we set up the neural network as described in Section 4.1 for two text prompts  $N = 2$ . In this setup, the latent code  $\mathbf{u}$  is defined on a one-dimensional segment  $\{u_1 \in [0, 1]; u_2 = 1 - u_1\}$ . Then, we initialize the network with the input 3D model across the whole latent space uniformly. This initialization can be done in different ways depending on the representation of the input model. In our experiments, we obtain the renderings of the input model for a random set of viewpoints and fit the network to these renderings photometrically by minimizing the loss function in Equation (2). Afterwards, we select a text prompt describing the input model (chosen manually for simplicity in our experiments) and assign the endpoints of the latent segment  $u_1 = 1$  and  $u_2 = 1$  to this prompt and to the target prompt, respectively. Finally, we train the network with SDS as described in Section 4.1, additionally keeping the constraint on the photometric consistency with the input model (Equation (2)) at the respective endpoint of the latent segment  $u_1 = 1$ .

## 5 EXPERIMENTS

We demonstrate the capabilities of our method in the three scenarios described above. We compare our method with alternatives quantitatively for the generation of pairs of aligned 3D objects and for the structure-preserving transformation of 3D models. We discuss the results of the hybridization of aligned objects generated with our method from the qualitative perspective. In the main text, we show the results obtained with the implementation of our method based on MVDream text-to-3D generation model (Shi et al., 2024). In Appendix A, we show that our method is also effective in combination with a different model RichDreamer (Qiu et al., 2024) that represents 3D objects using DMTet (Shen et al., 2021) instead of NeRF. In the supplementary material, we show the complete set of animated results of our experiments and we refer the reader to these results for a more complete picture.

**Metrics.** We quantify three aspects of the generated pairs of aligned objects and the results of the structure-preserving transformation.

The first one is the degree of alignment between the corresponding structural parts of the objects in a generated pair, or of a source 3D model and its transformed version. Measuring such alignment directly would require explicit detection of corresponding structural parts for an arbitrary pair of objects, which is a hard task by itself, even if the objects have similar structure. Recently, Tang et al. (2023) have proposed a method for finding corresponding points in pairs of images of arbitrary similar objects by matching features extracted from pretrained 2D diffusion models. Based on this method, called DIFT, we define **DIFT distance** that we use to measure the structural alignment. To compute this distance for a pair of objects, we render them from the same viewpoint. We densely sample points on one of the renders and find the corresponding points on the other one with DIFT. For an ideally aligned pair of objects, a sample and its corresponding point have identical image coordinates.

Table 1: Quantitative comparison for the generation of multiple aligned 3D objects.

	GPTEval3D, % of comparisons where our method is preferred						CLIP $\uparrow$	DIFT distance $\downarrow$ % of object size
	Text-asset alignment	Text-geometry alignment	3D plausibility	Texture details	Geometry details	Overall quality		
vs. MVEdit	94	89	76	91	92	89	MVEdit	27.1
vs. LucidDreamer	61	77	70	56	80	77	LucidDreamer	26.4
vs. GaussianEditor	99	90	89	76	86	97	GaussianEditor	22.8
							A3D (Ours)	27.7
								6.1

So, we define the DIFT distance as the average distance between these coordinates across all samples. We normalize it by the size of the objects in image space, for better interpretability. We report the value averaged across multiple viewpoints around the objects and for the points sampled for each of the objects in the pair.

Second, we measure the semantic coherence between a generated object and the respective text prompt. We measure it following the methodology of **GPTEval3D** (Mao et al., 2023), that was shown to align with human perception well. Specifically, we ask a Large Multimodal Model GPT-4o (OpenAI, 2024) to compare the 3D objects generated with two methods for the same text prompt and choose the one that is more consistent with the prompt, based on *Text-Asset Alignment* and *Text-Geometry Alignment*. We compare our method against each alternative and report the percentage of comparisons in which our method is preferred. Additionally, we measure the coherence between the generated object and the prompt using **CLIP similarity** (Jain et al., 2022), which is defined as cosine similarity between the CLIP (Radford et al., 2021) embeddings of a render of the object and the respective text prompt.

Finally, we evaluate the visual quality of the generated objects and the quality of their surface. For this, we compare the objects generated with two methods using GPTEval3D based on *3D Plausibility*, *Texture Details*, *Geometry Details*, and *Overall quality*.

### 5.1 GENERATION OF MULTIPLE ALIGNED 3D OBJECTS

We evaluate our method in the generation of sets of structurally aligned objects on 15 pairs of prompts describing pairs of objects with similar morphology but different geometry and appearance, such as a car and a carriage. We include various categories of objects, namely different kinds of animals, humanoids, plants, vehicles, furniture, and buildings, see the list of prompts in Table 5.

As no existing method targets the generation of aligned 3D objects, we adopt for comparison several methods of text-driven generation and editing of 3D models. To obtain a pair of aligned objects with such method, we generate one of the objects from scratch and transform it into the other one. We compare with MVEdit (Chen et al., 2024a), LucidDreamer (Liang et al., 2024), and GaussianEditor (Chen et al., 2024c). MVEdit takes mesh as an input and generates multiple views of the edited object with InstructPix2Pix (Brooks et al., 2023) diffusion network. Then, the mesh is optimized photometrically to be consistent with the edited views, iteratively reducing the level of diffusion noise. LucidDreamer uses Gaussian Splatting and its own version of SDS algorithm inspired by the works on 2D image editing. GaussianEditor also uses Gaussian Splatting in combination with methods of 2D generative guidance, in particular Instruct-Pix2Pix, and additionally develops an anchor loss to control the flexibility of Gaussians. It only performs text-driven editing but not generation, so we generate the initial 3D objects for this method using MVDream (Shi et al., 2024). In our ablation study, we also compare with pairs of objects generated using MVDream independently.

We show the quantitative comparison in Table 1 and the qualitative comparison in Figure 4. Our method generates pairs of objects aligned with the text prompts and with high visual and geometric quality. It outperforms all the other methods on all evaluation criteria of GPTEval3D and w.r.t. CLIP similarity. Compared to our method, MVEdit produces less detailed objects. LucidDreamer produces noisier geometry and often struggles with multi-view inconsistency. GaussianEditor often struggles to obtain an object corresponding to the prompt. This may be due to Instruct-Pix2Pix (used by this method) generating inconsistent guidance from different views for synthesized objects, as it was trained on real-world data.



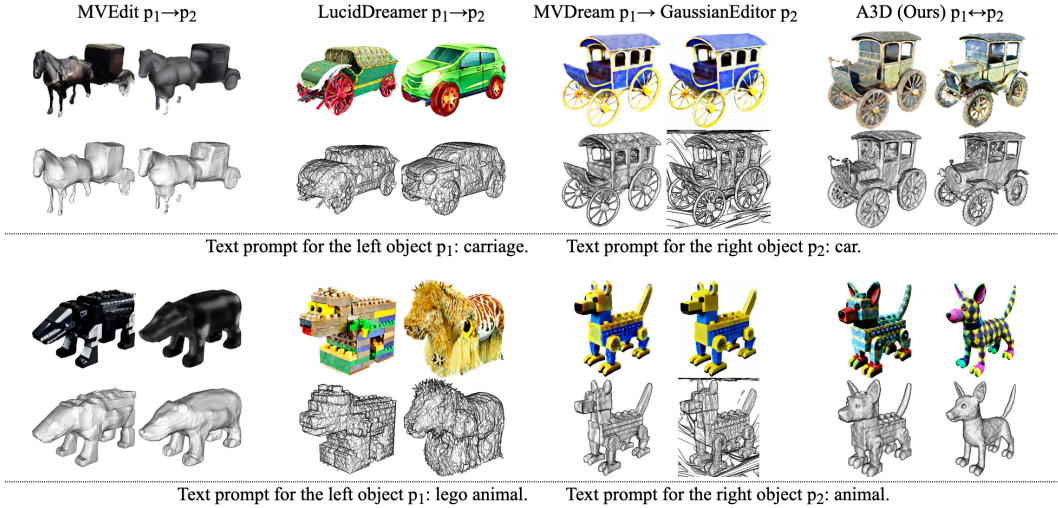


Figure 4: Pairs of objects generated with existing methods and our method. The top two rows show the results for one pair of prompts written below, the bottom two rows show the results for another pair of prompts. For each object, we show a color rendering and a rendering of the geometry below it.

Pairs of objects generated with our method have a high degree of structural alignment, which is confirmed by a low DIFT distance, less than one tenth of the size of an object. W.r.t. this metric our method is only slightly outperformed by MVEdit and GaussianEditor that, while obtaining the second object in a pair by transforming the first one, often fail to change the geometry of the initial object. This leads to poor alignment with the text prompt and low quality of the generated objects overall (see the values of GPTEval3D). Moreover, the other methods, which transform one object in a pair into the other one, often generate a variant of the initial object with the geometric structure unsuitable for the other prompt, as in the *carriage-car* pair produced by MVEdit. This fundamentally limits the quality of sets of objects generated with this sequential approach. In contrast, our method jointly optimizes the set of objects so that they simultaneously share the structure and correspond to their respective text prompts well.

## 5.2 HYBRIDIZATION: COMBINING THE ALIGNED 3D OBJECTS

We show examples of the hybrid objects combining parts of aligned objects produced by our method, and illustrate the process of getting these hybrids in Figure 3. In these experiments, for better visibility we intentionally choose the hyperparameters of our method to increase the visual difference between the generated objects. To choose which part of each object we want to use, we assign several anchor points to each object and manually place these points in the common 3D space of the objects. We define the spatial distribution of the latent code  $\mathbf{u}(\boldsymbol{\mu})$  at the location  $\boldsymbol{\mu}$  (described in Section 4.2) via linear interpolation between the latent codes corresponding to the objects associated with the two closest anchors.

The examples of hybrids demonstrate that our method generates aligned 3D objects that can be seamlessly blended in different configurations. The coherent appearance of the hybrid models demonstrates a high degree of structural alignment across the generated objects. Remarkably, our method allows us to easily transition between the parts of the objects with different geometries, *e.g.*, the necks of the gopher and kangaroo, which have different diameters, or waists of the seahorse and mermaid, which have fins and hands nearby. This is in contrast to methods that represent 3D objects with a mesh (*e.g.*, MVEdit), which have to be locally adjusted first to be stitched together.

## 5.3 STRUCTURE-PRESERVING TRANSFORMATION OF 3D MODELS

We evaluate the capability of our method to transform an initial 3D model while preserving its structure on 26 text prompts. For each prompt we find a coarse initial model with the desired structure on the web, or use the SMPL parametric human body model (Loper et al., 2023) in a desired pose. In



Table 2: Quantitative comparison for structure-preserving transformation.

	GPTEval3D, % of comparisons where our method is preferred							
	Text-asset alignment	Text-geometry alignment	3D plausibility	Texture details	Geometry details	Overall quality	CLIP $\uparrow$	DIFT distance $\downarrow$ % of object size
vs. MVEdit	76	66	50	80	84	83	MVEdit 27.9	3.7
vs. GaussianEditor	94	94	83	97	97	100	GaussianEditor 24.6	1.8
							A3D (Ours) 27.8	7.9




Figure 5: Objects generated with existing methods and our method from an initial 3D model on the left. Each row shows the results obtained for the text prompt below. For each object, we show a color rendering and a rendering of the geometry.

this way, we obtain, for example, a skeleton from a 3D model of a cat, or a princess on a throne from a simple model of a sitting woman, see the list of text prompts in Table 6. We compare with the same text-driven 3D editing methods as in the generation of pairs of objects.

We show the quantitative comparison in Table 2 and the qualitative comparison in Figure 5. LucidDreamer diverged for half of the scenes, so we only compare with it qualitatively. Our method generates objects aligned with the text prompts and with high visual and geometric quality, while preserving the geometric structure of the initial 3D model in terms of pose and proportions. It generally produces results on par with state-of-art specialized text-driven 3D editing methods, which is confirmed by the metrics. Our method consistently outperforms MVEdit w.r.t. the asset quality and alignment with the prompt, by producing more detailed results. Unlike MVEdit, which is restricted to superficial deformations of the surface, our method is able to add or remove significant parts of the object requested by the prompt, *e.g.*, adding the throne and crown for the princess, or shrinking the cat down to its skeleton. This also explains a slightly higher DIFT distance for our method, since these additional parts do not have the corresponding parts in the initial 3D model. LucidDreamer produces the objects with inconsistent and distorted geometry. It rarely preserves the pose and overall structure of the initial 3D model and often struggles with the Janus problem, producing the objects with multiple faces, limbs, etc. On the other hand, it generates more detailed visual appearance compared with our method.

## 6 ABLATION

We compare our method with two branches of baselines for generating pairs of objects. We refer to these baselines as (A), (B), (C), (E), (F) (while (D) is our complete method). For additional details see Appendix B.1.

In the first branch, we study the effects of embedding a set of objects into a single neural field and the importance of regularizing plausibility of transition between them. We start with the basic version of the text-to-3D framework MVDream (Shi et al., 2024) that our method is based on (A). MVDream generates pairs of objects independently from one another. We modify MVDream to parameterize two objects with a single neural field without regularizing the transition between them (B). We also

Table 3: Quantitative ablation study.

DIFT distance ↓, percentage of object size			
(A) MVDream, independently generated objects	30.1		
(B) MVDream + multiple objects in one network	18.7	(F) A3D, 3-layer MLP	14.3
(C) A3D, transition plausibility with empty prompt	14.2	(E) A3D, 2-layer MLP	13.5
(D) A3D, transition plausibility with blended prompt (Ours)	6.1	(D) A3D, 1-layer MLP (Ours)	6.1

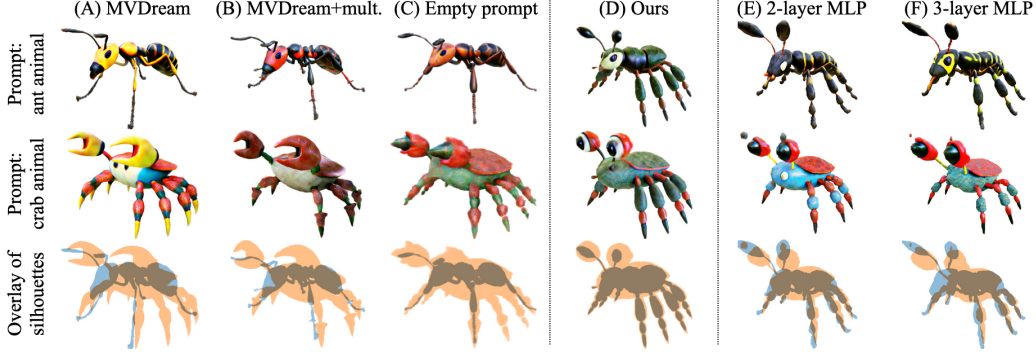


Figure 6: The first two rows show pairs of objects generated with our method (D) and the baselines (see the text for their description). The last row shows an overlay of the silhouettes of the objects, demonstrating the alignment of their structural parts.

implement a version of our method that regularizes the transitions using a diffusion model conditioned on an empty text prompt (C), instead of a blending of the input prompts in our full method (D).

In the second branch of comparisons we study the importance of the smoothness of the transitions. We achieve this by following the reasoning in Miyato et al. (2018) and limiting the depth of our neural network. Specifically, in our complete method (D), we parameterize sets of objects with a multilayer perceptron (MLP) with one hidden layer on top of a feature hash grid. We evaluate two alternative designs that use MLPs with two and three hidden layers (E, F).

We show the quantitative comparison in Table 3 and the qualitative comparison in Figure 6. Our results fully support the motivation behind the components of our method. MVDream (A) produces pairs of objects with different poses and proportions, which is confirmed by a high DIFT distance, corresponding to the nearly one third of the size of an object. Version (B) improves alignment across the objects but still does not lead to similar poses and proportions. These results show that independent generation of the objects with a single model, does not guarantee good structural alignment, which can be explained by the mode-seeking nature of SDS (Poole et al., 2023). Using an empty prompt to enforce plausibility of the transitions (C) consistently improves the alignment between the corresponding structural parts of the objects, both qualitatively and quantitatively. This shows that the key property of our method is achieved through regularization of plausibility of the transitions and not through interpolation between the latent codes of individual objects. The interpolation that we use in our complete method (D) additionally makes the objects similar to each other (while sacrificing their realism and making them more stylized if they are naturally notably different from each other) and further improves the structural alignment across the objects.

Our experiments with increasing the depth of the network (D-F) show that enforcing the smoothness of the transition between the objects is essential for the proper alignment.

## 7 CONCLUSIONS

We present A3D, the first method designed to generate a collection of objects structurally aligned with each other. This is achieved by encouraging the transitions between the objects, jointly embedded into a shared latent space, to be smooth and meaningful, which is demonstrated to be an essential property for proper alignment. We show that, when applied to the generation of the structurally aligned objects our method outperforms the editing-based competitors in terms of the asset quality

---

and text-object alignment, while keeping the geometric structural alignment on the state-of-art level. When applied to the 3D editing task, our method provides the results on par with recent methods specialized in this problem. Our method allows to compose novel objects seamlessly combining the parts from the different aligned objects in the generated collection. Our approach is limited to generating static aligned objects, and can not be applied to pose-changing tasks. In future work, we plan to extend our framework to changing poses and 4D video generation by experimenting with different regularization techniques for the transitions between objects.

#### ACKNOWLEDGMENTS

The authors acknowledge the use of Skoltech supercomputer Zhores (Zacharov et al., 2019) for obtaining the results presented in this paper. The authors from Skoltech were supported by the Analytical center under the RF Government (subsidy agreement 000000D730321P5Q0002, Grant No. 70-2021-00145 02.11.2021).

#### REFERENCES

- Chong Bao, Yinda Zhang, Bangbang Yang, Tianxing Fan, Zesong Yang, Hujun Bao, Guofeng Zhang, and Zhaopeng Cui. Sine: Semantic-driven image-based nerf editing with prior-guided editing field. In *Proceedings of the IEEE/CVF Conference on Computer Vision and Pattern Recognition*, pp. 20919–20929, 2023.
- David Berthelot\*, Colin Raffel\*, Aurko Roy, and Ian Goodfellow. Understanding and improving interpolation in autoencoders via an adversarial regularizer. In *International Conference on Learning Representations*, 2019. URL <https://openreview.net/forum?id=SlfQSiCcYm>.
- Tim Brooks, Aleksander Holynski, and Alexei A Efros. Instructpix2pix: Learning to follow image editing instructions. In *Proceedings of the IEEE/CVF Conference on Computer Vision and Pattern Recognition*, pp. 18392–18402, 2023.
- Hansheng Chen, Ruoxi Shi, Yulin Liu, Bokui Shen, Jiayuan Gu, Gordon Wetzstein, Hao Su, and Leonidas Guibas. Generic 3d diffusion adapter using controlled multi-view editing, 2024a.
- Hansheng Chen, Ruoxi Shi, Yulin Liu, Bokui Shen, Jiayuan Gu, Gordon Wetzstein, Hao Su, and Leonidas Guibas. Mvedit code. <https://github.com/Lakonik/MVEdit>, 2024b.
- Rui Chen, Yongwei Chen, Ningxin Jiao, and Kui Jia. Fantasia3d: Disentangling geometry and appearance for high-quality text-to-3d content creation. In *Proceedings of the IEEE/CVF International Conference on Computer Vision*, pp. 22246–22256, 2023a.
- Rui Chen, Yongwei Chen, Ningxin Jiao, and Kui Jia. Fantasia3d: Disentangling geometry and appearance for high-quality text-to-3d content creation. In *Proceedings of the IEEE/CVF International Conference on Computer Vision (ICCV)*, October 2023b.
- Y. Chen, Z. Chen, C. Zhang, F. Wang, X. Yang, Y. Wang, Z. Cai, L. Yang, H. Liu, and G. Lin. Gaussianeditor: Swift and controllable 3d editing with gaussian splatting. In *2024 IEEE/CVF Conference on Computer Vision and Pattern Recognition (CVPR)*, pp. 21476–21485, Los Alamitos, CA, USA, jun 2024c. IEEE Computer Society. doi: 10.1109/CVPR52733.2024.02029.
- Yiwen Chen, Zilong Chen, Chi Zhang, Feng Wang, Xiaofeng Yang, Yikai Wang, Zhongang Cai, Lei Yang, Huaping Liu, and Guosheng Lin. Gaussian editor experiment with bear. [https://github.com/buaacyw/GaussianEditor/blob/master/script/edit\\_n2n\\_bear\\_grey.sh](https://github.com/buaacyw/GaussianEditor/blob/master/script/edit_n2n_bear_grey.sh), 2023c.
- Yiwen Chen, Zilong Chen, Chi Zhang, Feng Wang, Xiaofeng Yang, Yikai Wang, Zhongang Cai, Lei Yang, Huaping Liu, and Guosheng Lin. Gaussian editor code. <https://github.com/buaacyw/GaussianEditor>, 2023d.
- Yiwen Chen, Chi Zhang, Xiaofeng Yang, Zhongang Cai, Gang Yu, Lei Yang, and Guosheng Lin. It3d: Improved text-to-3d generation with explicit view synthesis. In *Proceedings of the AAAI Conference on Artificial Intelligence*, volume 38, pp. 1237–1244, 2024d.

- 
- Xinhua Cheng, Tianyu Yang, Jianan Wang, Yu Li, Lei Zhang, Jian Zhang, and Li Yuan. Progressive3d: Progressively local editing for text-to-3d content creation with complex semantic prompts. In *The Twelfth International Conference on Learning Representations*, 2024. URL <https://openreview.net/forum?id=0072Rc8uUy>.
- Wenqi Dong, Bangbang Yang, Lin Ma, Xiao Liu, Liyuan Cui, Hujun Bao, Yuewen Ma, and Zhaopeng Cui. Coin3d: Controllable and interactive 3d assets generation with proxy-guided conditioning. In *ACM SIGGRAPH 2024 Conference Papers*, SIGGRAPH '24, New York, NY, USA, 2024. Association for Computing Machinery. ISBN 9798400705250. doi: 10.1145/3641519.3657425. URL <https://doi.org/10.1145/3641519.3657425>.
- Ayaan Haque, Matthew Tancik, Alexei Efros, Aleksander Holynski, and Angjoo Kanazawa. Instruct-nerf2nerf: Editing 3d scenes with instructions. In *Proceedings of the IEEE/CVF International Conference on Computer Vision*, 2023.
- Fangzhou Hong, Jiaxiang Tang, Ziang Cao, Min Shi, Tong Wu, Zhaoxi Chen, Tengfei Wang, Liang Pan, Dahua Lin, and Ziwei Liu. 3dtopia: Large text-to-3d generation model with hybrid diffusion priors. *arXiv preprint arXiv:2403.02234*, 2024.
- Ajay Jain, Ben Mildenhall, Jonathan T Barron, Pieter Abbeel, and Ben Poole. Zero-shot text-guided object generation with dream fields. In *Proceedings of the IEEE/CVF conference on computer vision and pattern recognition*, pp. 867–876, 2022.
- Heewoo Jun and Alex Nichol. Shap-e: Generating conditional 3d implicit functions. *arXiv preprint arXiv:2305.02463*, 2023.
- Tero Karras, Samuli Laine, Miika Aittala, Janne Hellsten, Jaakko Lehtinen, and Timo Aila. Analyzing and improving the image quality of stylegan. In *2020 IEEE/CVF Conference on Computer Vision and Pattern Recognition (CVPR)*, pp. 8107–8116, 2020. doi: 10.1109/CVPR42600.2020.00813.
- Bernhard Kerbl, Georgios Kopanas, Thomas Leimkühler, and George Drettakis. Gaussian splatting code. <https://github.com/graphdeco-inria/gaussian-splatting>, 2023.
- Alexander Kirillov, Eric Mintun, Nikhila Ravi, Hanzi Mao, Chloe Rolland, Laura Gustafson, Tete Xiao, Spencer Whitehead, Alexander C. Berg, Wan-Yen Lo, Piotr Dollár, and Ross Girshick. Segment anything. *arXiv:2304.02643*, 2023.
- Jiahao Li, Hao Tan, Kai Zhang, Zexiang Xu, Fujun Luan, Yinghao Xu, Yicong Hong, Kalyan Sunkavalli, Greg Shakhnarovich, and Sai Bi. Instant3d: Fast text-to-3d with sparse-view generation and large reconstruction model. In *The Twelfth International Conference on Learning Representations*, 2024a. URL <https://openreview.net/forum?id=21DQLiH1W4>.
- Yuhan Li, Yishun Dou, Yue Shi, Yu Lei, Xuanhong Chen, Yi Zhang, Peng Zhou, and Bingbing Ni. Focaldreamer: Text-driven 3d editing via focal-fusion assembly. *Proceedings of the AAAI Conference on Artificial Intelligence*, 38(4):3279–3287, Mar. 2024b. doi: 10.1609/aaai.v38i4.28113. URL <https://ojs.aaai.org/index.php/AAAI/article/view/28113>.
- Y. Liang, X. Yang, J. Lin, H. Li, X. Xu, and Y. Chen. Luciddreamer: Towards high-fidelity text-to-3d generation via interval score matching. In *2024 IEEE/CVF Conference on Computer Vision and Pattern Recognition (CVPR)*, pp. 6517–6526, Los Alamitos, CA, USA, jun 2024. IEEE Computer Society. doi: 10.1109/CVPR52733.2024.00623. URL <https://doi.ieeecomputersociety.org/10.1109/CVPR52733.2024.00623>.
- Yixun Liang, Xin Yang, Jiantao Lin, Haodong Li, Xiaogang Xu, and Yingcong Chen. Luciddreamer code. <https://github.com/EnVision-Research/LucidDreamer>, 2023.
- Chen-Hsuan Lin, Jun Gao, Luming Tang, Towaki Takikawa, Xiaohui Zeng, Xun Huang, Karsten Kreis, Sanja Fidler, Ming-Yu Liu, and Tsung-Yi Lin. Magic3d: High-resolution text-to-3d content creation. In *Proceedings of the IEEE/CVF Conference on Computer Vision and Pattern Recognition*, pp. 300–309, 2023.
- Ruoshi Liu, Rundi Wu, Basile Van Hoorick, Pavel Tokmakov, Sergey Zakharov, and Carl Vondrick. Zero-1-to-3: Zero-shot one image to 3d object. In *Proceedings of the IEEE/CVF International Conference on Computer Vision (ICCV)*, pp. 9298–9309, October 2023.

- 
- Yuan Liu, Cheng Lin, Zijiao Zeng, Xiaoxiao Long, Lingjie Liu, Taku Komura, and Wenping Wang. Syncdreamer: Generating multiview-consistent images from a single-view image. In *The Twelfth International Conference on Learning Representations*, 2024. URL <https://openreview.net/forum?id=MN3yH2ovHb>.
- Matthew Loper, Naureen Mahmood, Javier Romero, Gerard Pons-Moll, and Michael J Black. Smpl: A skinned multi-person linear model. In *Seminal Graphics Papers: Pushing the Boundaries, Volume 2*, pp. 851–866. 2023.
- Lykon. Dreamshaper 8 code. <https://huggingface.co/Lykon/dreamshaper-8>, 2023.
- Zhiyuan Ma, Yuxiang Wei, Yabin Zhang, Xiangyu Zhu, Zhen Lei, and Lei Zhang. Scaledreamer: Scalable text-to-3d synthesis with asynchronous score distillation. *arXiv preprint arXiv:2407.02040*, 2024.
- Rui Mao, Guanyi Chen, Xulang Zhang, Frank Guerin, and Erik Cambria. Gpteval: A survey on assessments of chatgpt and gpt-4. *arXiv preprint arXiv:2308.12488*, 2023.
- Luca Medeiros. Language segment-anything code. <https://github.com/luca-medeiros/lang-segment-anything>, 2024.
- Ben Mildenhall, Pratul P. Srinivasan, Matthew Tancik, Jonathan T. Barron, Ravi Ramamoorthi, and Ren Ng. Nerf: Representing scenes as neural radiance fields for view synthesis. In *ECCV*, 2020.
- Takeru Miyato, Toshiki Kataoka, Masanori Koyama, and Yuichi Yoshida. Spectral normalization for generative adversarial networks. In *International Conference on Learning Representations*, 2018. URL <https://openreview.net/forum?id=BlQRgziT->.
- OpenAI. Hello gpt-4o. <https://openai.com/index/hello-gpt-4o/>, 2024. Accessed: 2024-05-26.
- Francesco Palandra, Andrea Sanchietti, Daniele Baieri, and Emanuele Rodolà. Gsedit: Efficient text-guided editing of 3d objects via gaussian splatting. *arXiv preprint arXiv:2403.05154*, 2024.
- JangHo Park, Gihyun Kwon, and Jong Chul Ye. ED-neRF: Efficient text-guided editing of 3d scene with latent space neRF. In *The Twelfth International Conference on Learning Representations*, 2024. URL <https://openreview.net/forum?id=9DvDRTTdlu>.
- Ben Poole, Ajay Jain, Jonathan T. Barron, and Ben Mildenhall. Dreamfusion: Text-to-3d using 2d diffusion. In *The Eleventh International Conference on Learning Representations*, 2023. URL <https://openreview.net/forum?id=FjNys5c7VyY>.
- Lingteng Qiu, Guanying Chen, Xiaodong Gu, Qi Zuo, Mutian Xu, Yushuang Wu, Weihao Yuan, Zilong Dong, Liefeng Bo, and Xiaoguang Han. Richdreamer: A generalizable normal-depth diffusion model for detail richness in text-to-3d. In *Proceedings of the IEEE/CVF Conference on Computer Vision and Pattern Recognition (CVPR)*, pp. 9914–9925, June 2024.
- Alec Radford, Jong Wook Kim, Chris Hallacy, Aditya Ramesh, Gabriel Goh, Sandhini Agarwal, Girish Sastry, Amanda Askell, Pamela Mishkin, Jack Clark, et al. Learning transferable visual models from natural language supervision. In *International conference on machine learning*, pp. 8748–8763. PMLR, 2021.
- Amit Raj, Srinivas Kaza, Ben Poole, Michael Niemeyer, Ben Mildenhall, Nataniel Ruiz, Shiran Zada, Kfir Aberman, Michael Rubenstein, Jonathan Barron, Yuanzhen Li, and Varun Jampani. Dreambooth3d: Subject-driven text-to-3d generation. *ICCV*, 2023.
- Robin Rombach, Andreas Blattmann, Dominik Lorenz, Patrick Esser, and Björn Ommer. High-resolution image synthesis with latent diffusion models. In *Proceedings of the IEEE/CVF conference on computer vision and pattern recognition*, pp. 10684–10695, 2022.
- Tim Sainburg, Marvin Thielk, Brad Theilman, Benjamin Migliori, and Timothy Gentner. Generative adversarial interpolative autoencoding: adversarial training on latent space interpolations encourage convex latent distributions. *arXiv preprint arXiv:1807.06650*, 2018.

- 
- Etai Sella, Gal Fiebelman, Peter Hedman, and Hadar Averbuch-Elor. Vox-e: Text-guided voxel editing of 3d objects. In *Proceedings of the IEEE/CVF International Conference on Computer Vision (ICCV)*, pp. 430–440, October 2023.
- Junyoung Seo, Wooseok Jang, Min-Seop Kwak, Hyeonsu Kim, Jaehoon Ko, Junho Kim, Jin-Hwa Kim, Jiyoung Lee, and Seungryong Kim. Let 2d diffusion model know 3d-consistency for robust text-to-3d generation. In *The Twelfth International Conference on Learning Representations*, 2024. URL <https://openreview.net/forum?id=UbxWjq0UO2>.
- Tianchang Shen, Jun Gao, Kangxue Yin, Ming-Yu Liu, and Sanja Fidler. Deep marching tetrahedra: a hybrid representation for high-resolution 3d shape synthesis. In *Advances in Neural Information Processing Systems (NeurIPS)*, 2021.
- Ruoxi Shi, Hansheng Chen, Zhuoyang Zhang, Minghua Liu, Chao Xu, Xinyue Wei, Linghao Chen, Chong Zeng, and Hao Su. Zero123++: a single image to consistent multi-view diffusion base model. *arXiv preprint arXiv:2310.15110*, 2023a.
- Ruoxi Shi, Hansheng Chen, Zhuoyang Zhang, Minghua Liu, Chao Xu, Xinyue Wei, Linghao Chen, Chong Zeng, and Hao Su. Zero123++ v1.2 code. <https://huggingface.co/sudo-ai/zero123plus-v1.2/tree/main>, 2023b.
- Yichun Shi, Peng Wang, Jianglong Ye, Long Mai, Kejie Li, and Xiao Yang. Mvdream code. <https://github.com/bytedance/MVDream-threestudio>, 2023c.
- Yichun Shi, Peng Wang, Jianglong Ye, Long Mai, Kejie Li, and Xiao Yang. MVDream: Multi-view diffusion for 3d generation. In *The Twelfth International Conference on Learning Representations*, 2024. URL <https://openreview.net/forum?id=FUgrjq2pbB>.
- Yawar Siddiqui, Tom Monnier, Filippos Kokkinos, Mahendra Kariya, Yanir Kleiman, Emilien Garreau, Oran Gafni, Natalia Neverova, Andrea Vedaldi, Roman Shapovalov, et al. Meta 3d assetgen: Text-to-mesh generation with high-quality geometry, texture, and pbr materials. *arXiv preprint arXiv:2407.02445*, 2024.
- Jiaxiang Tang, Zhaoxi Chen, Xiaokang Chen, Tengfei Wang, Gang Zeng, and Ziwei Liu. Lgm: Large multi-view gaussian model for high-resolution 3d content creation. *arXiv preprint arXiv:2402.05054*, 2024a.
- Jiaxiang Tang, Jiawei Ren, Hang Zhou, Ziwei Liu, and Gang Zeng. Dreamgaussian: Generative gaussian splatting for efficient 3d content creation. In *The Twelfth International Conference on Learning Representations*, 2024b. URL <https://openreview.net/forum?id=UyNXMQnN3c>.
- Luming Tang, Menglin Jia, Qianqian Wang, Cheng Perng Phoo, and Bharath Hariharan. Emergent correspondence from image diffusion. *Advances in Neural Information Processing Systems*, 36: 1363–1389, 2023.
- Zhengyi Wang, Cheng Lu, Yikai Wang, Fan Bao, Chongxuan Li, Hang Su, and Jun Zhu. Pro-lificdreamer: High-fidelity and diverse text-to-3d generation with variational score distillation. In *Thirty-seventh Conference on Neural Information Processing Systems*, 2023. URL <https://openreview.net/forum?id=ppJuFSOAnM>.
- Haibo Yang, Yang Chen, Yingwei Pan, Ting Yao, Zhineng Chen, Zuxuan Wu, Yu-Gang Jiang, and Tao Mei. Dreammesh: Jointly manipulating and texturing triangle meshes for text-to-3d generation. In *ECCV*, 2024.
- Jianglong Ye, Peng Wang, Kejie Li, Yichun Shi, and Heng Wang. Consistent-1-to-3: Consistent image to 3d view synthesis via geometry-aware diffusion models. In *2024 International Conference on 3D Vision (3DV)*, pp. 664–674, 2024. doi: 10.1109/3DV62453.2024.00027.
- Taoran Yi, Jiemin Fang, Junjie Wang, Guanjun Wu, Lingxi Xie, Xiaopeng Zhang, Wenyu Liu, Qi Tian, and Xinggang Wang. Gaussiandreamer: Fast generation from text to 3d gaussians by bridging 2d and 3d diffusion models. In *Proceedings of the IEEE/CVF Conference on Computer Vision and Pattern Recognition (CVPR)*, pp. 6796–6807, June 2024.

---

Igor Zacharov, Rinat Arslanov, Maksim Gunin, Daniil Stefonishin, Andrey Bykov, Sergey Pavlov, Oleg Panarin, Anton Maliutin, Sergey Rykovanov, and Maxim Fedorov. “zhores”-petaflops supercomputer for data-driven modeling, machine learning and artificial intelligence installed in skolkovo institute of science and technology. *Open Engineering*, 9(1):512–520, 2019.

Jingyu Zhuang, Chen Wang, Liang Lin, Lingjie Liu, and Guanbin Li. Dreameditor: Text-driven 3d scene editing with neural fields. In *SIGGRAPH Asia 2023 Conference Papers*, pp. 1–10, 2023.



Table 4: Quantitative evaluation of the RichDreamer-based implementation of our method for the generation of multiple aligned 3D objects.

	Text-asset alignment	Text-geometry alignment	3D plausibility	Texture details	Geometry details	Overall quality		CLIP $\uparrow$	DIFT distance $\downarrow$ % of object size
vs. MVEdit	86	81	72	80	81	82	MVEdit	27.1	5.5
vs. LucidDreamer	51	59	66	46	50	53	LucidDreamer	26.4	11.3
vs. GaussianEditor	88	66	71	71	65	72	GaussianEditor	22.8	2.4
GPTEval3D, % of comparisons where the RichDreamer-based version of our method is preferred							A3D-MVDream (Ours, main)	27.7	6.1
							A3D-RichDreamer (Ours)	28.8	5.8

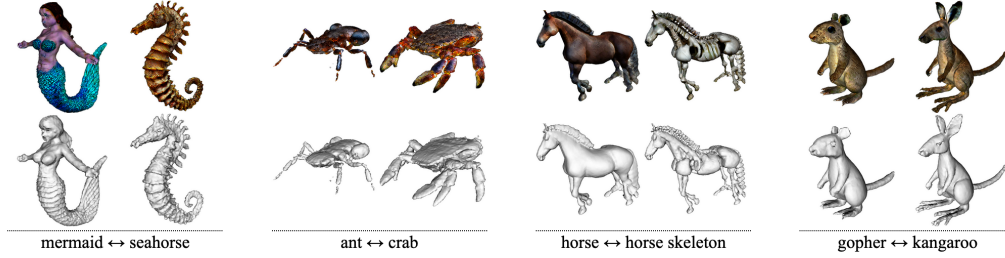


Figure 7: Pairs of objects generated using the implementation of our method based on RichDreamer (Qiu et al., 2024). The respective pairs of prompts are shown below. For each object, we show a color rendering and a rendering of the geometry below it.

## A GENERATION OF MULTIPLE ALIGNED 3D OBJECTS WITH RICHDREAMER

To evaluate the generalizability of our approach, we performed additional experiments on the generation of pairs of aligned objects using an implementation of our method based on the RichDreamer model (Qiu et al., 2024). RichDreamer employs a hybrid DMTet (Shen et al., 2021) representation for 3D content creation. It additionally integrates a special normal-depth diffusion model alongside the Score Distillation Sampling (SDS) method to refine the geometry. This approach allows for sharper edges, enhanced surface continuity, and a more realistic object appearance. In addition to improving geometry, RichDreamer also employs albedo diffusion process for texture learning. The optimization process is split into three stages. First, the coarse geometry is optimized to establish the basic shape of the 3D object. Then, this geometry is refined, improving the fidelity and detail of the object surface. Finally, the texture on the surface is generated.

In Figure 7 we show examples of the pairs of objects generated with this implementation of our method. In Table 4 we show the quantitative comparison of this implementation with the other methods. Our results with RichDreamer demonstrate the ability of our method to preserve the quality when switching the backbone. This version of our method produces the 3D objects with a higher degree of structural alignment compared with the main version based on the MVDream model. The reason for this may be that enforcing normal smoothness is easier with an SDF-based rendering backbone compared with a backbone based on radiance fields. On the other hand, the version of our method based on RichDreamer produces the results with a lower visual and geometric quality, w.r.t. GPTEval3D. One reason for this may be that RichDreamer sometimes struggles with generation of fine structures.

## B IMPLEMENTATION DETAILS

### B.1 IMPLEMENTATION OF OUR METHOD BASED ON MVDREAM

We use the same NeRF architecture and the majority of hyperparameters for training as MVDream (Shi et al., 2024). The neural density field is represented by an MLP network with one hidden layer which builds its prediction on the feature hash grid with the dimension of 32. The grid is hierarchical with 16 levels starting from the resolution of 8 with 2 features per each level. We use the multi-view diffusion model from MVDream for SDS. The noise is gradually decreased during training.

To implement the transitions, we introduce an additional latent vector  $\mathbf{u}$  that is concatenated with the coordinate embedding obtained from the hash grid and passed to the NeRF network. At each training iteration, we sample the latent vector  $\mathbf{u}$  either for a randomly selected pair of the objects, or, with the probability of 0.5, for an individual randomly selected object. For the pairs, we additionally sample a parameter  $t$  from the uniform distribution  $t \sim \mathcal{U}(0, 1)$  and obtain the latent vector  $\mathbf{u}$  for the current training iteration via linear interpolation between the latent codes of the individual objects in the pair with this parameter  $t$ .

We employ two types of regularization on the normal maps: the orientation penalty described in (Poole et al., 2023) and the normal smoothness loss. Given the direction of the normal  $N_{i,j}$  at the pixel with the indices  $i, j$ , the smoothness loss is defined as

$$\frac{1}{(H-1)(W-1)} \sum_{i=1, j=1}^{H-1, W-1} |N_{i,j+1} - N_{i,j}| + |N_{i+1,j} - N_{i,j}|, \quad (5)$$

where  $H$  and  $W$  are the dimensions of the normal map. We gradually increase the weight of the orientation penalty from 100 to 1000. We set the weight of the normal smoothness loss to the value of 10.

## B.2 IMPLEMENTATION OF OUR METHOD BASED ON RICHDREAMER

We mostly use the default configuration of RichDreamer, including the details of the architecture and the optimization process. This involves utilizing an MLP with one hidden layer and 64 neurons for prediction of the SDF and another MLP with the same structure for prediction of the albedo. Similarly to the implementation of our method based on MVDream, we employ the latent code  $\mathbf{u}$  concatenated with the encoded points from a hash grid as the input to these networks. We initialize the geometry representation using a uniform sphere with a radius of one, and utilize SDS with Stable Diffusion 2.1 and a depth-normal diffusion model to improve the accuracy of depth predictions. For smoother interpolation between prompts, we incorporate normal consistency loss, and after experimentation, we found that setting the loss coefficient between 3 and 5 yields better results than the original configuration. To generate textures, we use a material system based on a diffuse and point-light setup without background. For generating albedo maps, we guide the prediction with an additional diffusion model.

## B.3 DETAILS OF TESTING THE OTHER METHODS

**MVEdit.** We used the official implementation of MVEdit (Chen et al., 2024b) with the default values of all hyperparameters except the denoising strength for text-guided 3D-to-3D pipeline. We changed this value from the default 0.7 to 0.8 to increase the scale of the changes that the method makes to the input 3D mesh. In our experiments, this lead to a higher quality of the results produced by MVEdit.

We obtain pairs of aligned objects with MVEdit in three steps, the first two of which follow the text-to-3D generation pipeline of MVEdit.

1. We generate the images of the first object in the pair using the Stable Diffusion 1.5 model (Lykon, 2023; Rombach et al., 2022) conditioned on the respective text prompt.
2. We generate the mesh of the first object from these images using the Zero123++ model (Shi et al., 2023b;a). This step includes extraction of object masks for the generated images, that we obtain using the Language Segment-Anything model (Medeiros, 2024; Kirillov et al., 2023).
3. We obtain the mesh of the second object in the pair by following the text-guided 3D-to-3D pipeline of MVEdit initialized with the previously generated mesh of the first object.

For the structure-preserving transformation of 3D models, we follow the text-guided 3D-to-3D pipeline of MVEdit in the straightforward way.

**LucidDreamer.** We used the official implementation of LucidDreamer (Liang et al., 2023) with the default values of all hyperparameters.

We obtain pairs of aligned objects with LucidDreamer in three steps, the first two of which follow the text-to-3D generation pipeline of LucidDreamer.

1. We generate a coarse point cloud of the first object in the pair using the Shape-E model conditioned on the respective text prompt.
2. We obtain the Gaussian Splatting representation of the first object by initializing it using the point cloud from the previous step and optimizing it using SDS conditioned on the same text prompt.
3. We obtain the Gaussian Splatting representation of the second object in the pair by initializing it with the previously generated Gaussian splats of the first object and optimizing it using SDS conditioned on the text prompt for the second object.

For the structure-preserving transformation of 3D models, we extract the point cloud from the source mesh and use this point cloud for initialization of the Gaussian Splatting in the generation pipeline of LucidDreamer.

**GaussianEditor.** We used the official implementation of GaussianEditor (Chen et al., 2023d) with the same values of all hyperparameters that the authors use for their experiment with the *bear* scene (Chen et al., 2023c).

GaussianEditor takes as input a Gaussian Splatting representation of the scene and performs the text-driven editing of this scene. For the generation of pairs of aligned objects, we obtain the input Gaussian Splatting for the first object in the pair generated using MVDream. For the structure-preserving transformation of 3D models, we obtain the input Gaussian Splatting for the source mesh. In both cases, we obtain the second object in the pair or the transformed object with the following steps.

1. We obtain the input Gaussian Splatting from 120 renders of the initial object, by following the original implementation of Gaussian Splatting (Kerbl et al., 2023) with the default parameters and 30k training iterations. We render the initial object from 120 camera positions evenly located around it and use the known camera parameters during optimization of the Gaussian Splatting.
2. We obtain the second object in the pair by running GaussianEditor with the prompt “Turn the *prompt\_1* into a *prompt\_2*”, where the *prompt\_1* and *prompt\_2* describe the initial object and the second object in the pair respectively. For structure-preserving transformation we use the prompt “Turn it into a *target\_prompt*”.

We note that Gaussian Splatting does not provide an explicit representation of the 3D surface, so we derive the renderings of the surface (e.g., shown on Figure 4) from the renderings of depth maps.

## C EVALUATION DETAILS

For evaluation, we place the results of all methods into the same coordinate space. We manually rotate the results of MVEEdit for better consistency with the other methods. We render the results from 120 camera positions evenly located around the object, consistent with the threestudio format (Shi et al., 2023c).

The results for editing-based competitors are split into two groups. The first group, which corresponds to the generative part of their pipeline produces “source” 3D objects. The second group consists of the objects that are obtained by feeding the objects from the first group to the corresponding 3D editing pipeline. The object and its corresponding transformation could be obtained by taking some object prompt from the first group and taking its complementary prompt from the pair from the second group.

**DIFT distance.** Given a pair of images  $I_A, I_B$  and corresponding masks  $M_A, M_B$  we denote the DIFT (Tang et al., 2023) mappings from the first image to the second as  $F_A$  and from the second to the first as  $F_B$ . We build two 2D point clouds  $P^A, P^B$  by filtering regular 2D grids of points with masks  $M_A, M_B$ . We define the DIFT distance as following:  $S_{DIFT} = \frac{1}{2N} \sum_{i=1}^N \frac{\|F_A(P_i^A) - P_i^A\|_2}{\sigma_{P_A}} +$

Table 5: Quantitative comparison for the generation of multiple aligned 3D objects per each pair of objects.

Prompt 1	Prompt 2	CLIP Similarity $\uparrow$				DIFT distance $\downarrow$ , % of object size			
		MVEdit	LucidDreamer	GaussianEditor	A3D (Ours)	MVEdit	LucidDreamer	GaussianEditor	A3D (Ours)
ant animal	crab animal	29.2	24.8	19.9	28.0	5.0	10.7	1.9	5.9
bicycle	motorcycle	26.7	26.2	22.8	25.7	4.5	7.0	3.9	5.5
bird animal	dinosaur animal	24.0	25.0	21.5	26.8	6.4	15.7	1.6	6.8
car	carriage	21.8	28.9	22.2	29.1	3.0	10.5	1.6	4.4
dwarf	minotaur	27.2	24.4	17.0	26.7	6.0	9.3	0.9	5.3
gopher animal	kangaroo animal	25.0	25.6	21.2	28.7	5.9	10.2	3.4	4.3
horse animal	horse skeleton	26.7	24.4	25.9	29.1	2.1	4.2	1.9	7.2
animal	lego animal	25.9	25.4	26.0	24.3	5.1	16.7	4.7	5.5
magnolia tree	sakura tree	30.2	24.3	28.0	30.6	9.0	14.3	5.0	2.8
space marine	ww2 soldier	28.4	24.6	19.1	25.3	3.2	13.7	0.7	7.5
mermaid	seahorse	30.4	27.6	20.9	29.9	10.4	14.3	1.6	7.6
man standing	robot standing	30.7	26.8	24.9	29.9	3.4	11.7	3.6	5.8
atakebune ship	modern yacht	27.1	27.8	23.7	28.9	9.7	8.7	1.9	16.6
gothic cathedral	hindu temple	26.6	31.3	23.8	26.6	4.9	12.2	1.8	3.5
chair	gothic throne, royal	26.6	28.9	25.2	26.5	3.2	10.1	1.7	2.6

$\frac{\|F_B(P_i^B) - P_i^B\|_2}{\sigma_{P_B}}$ , where  $\sigma_{P_A}$  and  $\sigma_{P_B}$  are the diameters of the 2D pointclouds  $P^A$  and  $P^B$ . We average the distance across the 120 viewpoints around the object.

**GPTEval3D.** We follow the procedure proposed by (Mao et al., 2023) precisely, with one change. The version of the GPT model used in the original study is no longer available through OpenAI API, so we utilize a newer version GPT-4o. We compare each pair of methods based on 90 pairwise comparisons. For each comparison, we randomly sample a pair of objects produced by the two methods for the same text prompt and compose the request to the model. Each request consists of a pair of grids of renderings of the compared objects and a textual description of the questions to the model. Interestingly, we observed that the compressed version of the model, GPT-4o-mini, prefers the left result in the majority of comparisons regardless of the quality.

**CLIP.** We use ViT-L/14 version of the CLIP model. We calculate the CLIP similarity between the RGB render of the object and the respective text prompt for each of the 120 viewpoints around the object and report the average value.

## D ADDITIONAL QUANTITATIVE RESULTS

In Table 5 we show the quantitative comparison of methods for the generation of multiple aligned 3D objects per each pair of objects. In Table 6 we show the quantitative comparison of methods for structure-preserving transformation per each pair of initial model and text prompt. We note that LucidDreamer diverged for half of the scenes. In Table 7 we show the results of the quantitative ablation study per each pair of objects.

Table 6: Quantitative comparison for structure-preserving transformation per each pair of initial model and text prompt. We explain how we use the prompt describing the input model with our method in Section 4.3.

Target text prompt	Prompt describing the input model	CLIP Similarity $\uparrow$				DIFT distance $\downarrow$ , % of object size			
		MVEdit	LucidDreamer	GaussianEditor	A3D (Ours)	MVEdit	LucidDreamer	GaussianEditor	A3D (Ours)
arab warrior	greek hoplite	27.8	29.0	27.0	27.4	2.7	17.2	1.2	4.1
astronaut	man	27.1		23.1	25.9	3.1		1.0	6.8
avocado chair	egg chair	27.7		26.4	32.5	6.2		3.8	6.9
skeleton of a cat	cat animal	31.3		28.6	31.6	3.1		1.7	7.4
clown, sitting	man, sitting	32.1	29.6	28.7	31.6	2.2	13.7	1.2	6.5
dragon	parrot	24.3		18.8	26.0	8.2		1.8	12.0
realistic baby duck bird	yellow duck toy	28.6		29.8	27.9	5.0		3.2	8.4
bearded dwarf with an axe	man	26.7	27.6	23.8	30.5	3.4	13.1	1.8	5.4
female elf woman sitting	female sitting	27.7	32.7	30.8	33.6	1.6	16.2	1.7	4.5
saturn planet with rings	globe on a stand	24.5		19.2	26.0	4.1		1.2	11.6
groot	man wearing jeans and t-shirt	31.2		22.7	31.3	3.6		1.7	7.7
man hunter holding a gun in both hands	male human	28.8	22.5	26.3	25.6	2.3	19.5	1.3	3.6
iron throne	antique wooden chair	31.9		24.9	27.5	5.4		1.9	15.5
jedi with lightsaber	man	25.1		21.3	27.7	2.4		1.8	4.0
female jedi with lightsaber	woman	30.4	26.2	22.5	26.7	3.8	14.1	2.1	4.0
female jedi with lightsaber	woman	27.7	23.4	21.3	28.7	3.2	20.3	1.0	5.6
highly detailed realistic lara croft	lara croft low poly	29.3		20.5	26.4	2.2		1.6	3.7
female marble statue	woman	31.8		30.4	27.2	2.3		2.2	6.8
space marine, warhammer	man	24.4	25.9	20.3	28.0	6.5	16.6	2.1	13.1
my little pony	horse animal	29.0		26.7	29.2	6.5		1.3	15.5
beautiful princess sitting on a throne	female sitting	26.7	27.1	23.2	26.5	2.3	18.6	1.7	9.4
robot	man	25.6	25.4	23.2	24.5	2.6	12.9	2.0	10.6
robot	man	24.6	25.7	24.7	25.5	3.4	14.9	1.2	9.6
robot, standing	man, standing	25.8		25.4	23.8	2.9		1.5	4.8
man wearing a black tailcoat with red tie	man wearing jeans and t-shirt	28.7		29.4	24.6	4.4		1.6	4.6
werewolf	man	25.7	27.8	20.1	27.8	2.3	17.7	2.1	12.4

Table 7: Quantitative ablation study comparing our method (D) with the baselines per each pair of objects. See descriptions of the baselines in Section 6.

Prompt 1	Prompt 2	DIFT distance $\downarrow$ , % of object size					
		(A) MVDream	(B) MVDream+mult.	(C) Empty prompt	(D) Ours	(E) 2-layer MLP	(F) 3-layer MLP
ant animal	crab animal	33.8	34.6	26.9	5.9	15.8	21.2
bicycle	motorcycle	17.9	7.6	5.1	5.5	7.9	9.1
bird animal	dinosaur animal	28.3	21.9	13.6	6.8	15.1	13.9
car	carriage	33.0	29.7	23.7	4.4	18.6	12.4
dwarf	minotaur	41.2	9.0	6.7	5.3	8.8	9.7
gopher animal	kangaroo animal	37.7	38.2	27.3	4.3	6.7	8.0
horse animal	horse skeleton	13.0	8.5	7.0	7.2	7.9	8.4
animal	lego animal	25.8	10.8	4.8	5.5	3.6	2.8
magnolia tree	sakura tree	21.3	0.9	1.1	2.8	0.7	1.1
space marine	ww2 soldier	21.7	10.0	13.0	7.5	9.1	17.8
mermaid	seahorse	34.1	35.8	27.4	7.6	24.0	17.9
man standing	robot standing	33.8	7.5	5.4	5.8	23.6	25.8
atakebune ship	modern yacht	39.5	30.9	15.3	16.6	28.3	26.8
gothic cathedral	hindu temple	35.7	8.0	6.1	3.5	8.0	12.7
chair	gothic throne, royal	34.4	27.2	29.7	2.6	25.0	26.9