

Exploring DRAM Cache Prefetching for Pooled Memory

1st Chandrahas Tirumalasetty
Dept. of Electrical & Computer Engineering
Texas A&M University
College Station, TX USA
chandrahas996@tamu.edu

2nd Narasimha Reddy Annapareddy
Dept. of Electrical & Computer Engineering
Texas A&M University
College Station, TX, USA
reddy@tamu.edu

Abstract—Hardware based memory pooling enabled by interconnect standards like CXL have been gaining popularity amongst cloud providers and system integrators. While pooling memory resources has cost benefits, it comes at a penalty of increased memory access latency. With yet another addition to the memory hierarchy, local DRAM can be potentially used as a block cache (DRAM Cache) for fabric attached memory (FAM) and data prefetching techniques can be used to hide the FAM access latency. This paper proposes a system for prefetching sub-page blocks from FAM into DRAM cache for improving the data access latency and application performance. We further optimize our DRAM cache prefetch mechanism through enhancements that mitigate the performance degradation due to bandwidth contention at FAM. We consider the potential for providing additional functionality at the CXL-memory node through weighted fair queuing of demand and prefetch requests. We compare such a memory-node level approach to adapting prefetch rate at the compute-node based on observed latencies. We evaluate the proposed system in single node and multi-node configurations with applications from SPEC, PARSEC, Splash and GAP benchmark suites. Our evaluation suggests DRAM cache prefetching result in 7% IPC improvement and both of proposed optimizations can further increment IPC by 7-10%.

I. INTRODUCTION

Modern workloads are evolving rapidly. Heavy use of ML techniques, from the data-center to client/mobile, are placing new, more stringent demands on system design across all platforms. Many of these ML techniques from large language models [19], [34], [61], [62] to video processing [29], [32], [63] and others rely on large amounts of data for training and sometimes for retrieval. In the data center, where a given workload may reference Terabytes of data, spread across many nodes, great demands on computer memory systems are becoming common place [22], [27].

In recent years, the performance gap between DRAM and disk has grown so large to lead system designers to eschew using storage to extend DRAM entirely in favor of over-provisioning DRAM [9], [23], [43], [49], [54], [66]. Many different techniques have been proposed to reduce the cost of data movement and page fault handling penalties. These range from employing a larger DRAM memory and running applications entirely in memory [49], [55], prefetching data blocks [21], [30], [35], and employing remote memories [6], [26], [46].

Datacenter servers host applications with diverse memory requirements. Provisioned larger DRAM capacities can potentially ameliorate the performance needs of some applications, while not being touched by rest. Hence, *Memory Underutilization* is rampant in today's datacenters. Trace analysis from production clusters at Google and Alibaba revealed that 45%-60% of allocated memory to jobs is not utilized [57]. Untouched memory for virtual machine instances (VM) in Azure servers, average about 25%, while full of compute is used [42].

Furthermore, \$/GB price of DDR memory has plateaued for last few generations [4]. As a result, cost to provision larger memory capacities in today's servers is steeply increasing with every generation. Memory contributes 37% -50% of total cost of ownership (TCO) of server fleet [3], [47]. Memory underutilization incurs substantial costs at the scale of today's datacenters.

Memory Disaggregation enables applications to avail memory from a central resource on an ad-hoc basis, freeing the memory from being tied up statically at node-level. Modern data center servers have been exploring the potential of disaggregated memories to provide a less expensive means of furnishing memory [33], [40], [57]. The disaggregated approaches have taken two parallel paths: (1) RDMA based approaches that employ memory at another node as remote/far memory, accessed through Operating System (OS) based paging mechanisms [6], [26], [46]. (2) The second approach plans to employ CXL to provide a shared common pool of memory across multiple nodes [1], [5], [17], [67]. We refer such memory organization as Fabric Attached Memory (FAM). With either approach, it is expected that the memory is used more efficiently across different workloads with divergent memory needs.

These architectural paths result in additional layers in the cache-memory hierarchy, with remote or shared common DRAM across an interconnect being the new layer beyond the DRAM. As new memory layers including disaggregated memories, far memories and non-volatile memories close the gap in speed between different layers of memory, it has become necessary to pursue lower latency approaches for accessing data from these new layers of memory [6], [41]. This paper pursues the approach of prefetching data between

DRAM and the lower layers of memory such as disaggregated memory (over CXL-like interconnect) to this end.

This paper explores the potential of utilizing LLC misses that are visible at the root-complex level to build a prefetching mechanism between FAM and DRAM, utilizing a portion of local DRAM as a hardware managed cache for FAM. We call this proposed cache as DRAM cache. We employ SPP [36] as an example prefetcher to demonstrate the performance gains with DRAM cache prefetching, but other prefetchers can be employed as well. Our DRAM cache prefetcher maintains the metadata for the cached FAM data. Root complex equipped with a prefetcher redirects requests to cached data to the DRAM cache. On a hit, the cached data will see DRAM latencies instead of FAM latencies. Unlike previous mechanisms that considered page level transfers between DRAM and lower layer memory [6], [41], [46], [64] we consider the potential for sub-page level prefetches at the hardware level.

Since multiple nodes can pool memory from FAM, it is imperative that the FAM bandwidth is utilized and shared across multiple nodes effectively. As previous work has shown, prefetch throttling [28], [60] is an effective mechanism to utilize the memory bandwidth well. We take inspiration from this earlier work and incorporate ideas for prefetch throttling to effectively manage the FAM bandwidth across demand and prefetch streams across multiple nodes. We take inspiration from network congestion algorithms [24] to develop bandwidth adaptation techniques at the source(compute node). Since CXL-connected memory devices can be enhanced with extra functionality, we evaluate the potential of employing Weighted Fair Queueing (WFQ) at the memory node and compare that approach with prefetch throttling at the source.

This paper makes the following significant contributions:

- Proposes a system architecture for caching and prefetching FAM data at local DRAM. Cache being managed at the granularity of sub-page blocks.
- Proposes an adaptive prefetching mechanism that throttles DRAM cache prefetches in response to congestion at FAM.
- Proposes a WFQ-enabled CXL-memory node and compares its performance against prefetch throttling at the source.
- Evaluates the proposed prefetch mechanism to demonstrate its efficacy in single node and multiple node configurations.

II. BACKGROUND

A. CXL enabled memory pooling

Compute Express Link(CXL) [2] is a cache-coherent interconnect standard for processors to communicate with devices like accelerators and memory expanders. CXL builds upon the physical layer of PCIe(electrically compatible). CXL offers 3 kinds of protocols- CXL.cache, CXL.mem, CXL.io. Any device that connects to the host processor using CXL can use either or all of aforementioned protocols. CXL identifies 3 types of devices that use one or more these protocols. Type-1

devices like Network Interface Controller(NIC) has a cache hierarchy but does not have local memory, uses CXL.cache. Type-2 device like GPU, FPGA which comprise both caches and local memory uses CXL.cache, CXL.mem. Type-3 device like memory expanders that does not have a local cache hierarchy use CXL.mem.

Our discussion in this paper is based on systems that leverages CXL.mem protocol for memory pooling. Fig. 1 shows compute nodes pooling memory resources from a shared memory node. We call the memory attached to the processor using CXL as Fabric Attached Memory(FAM). Fig.2 details our system architecture with CXL and FAM

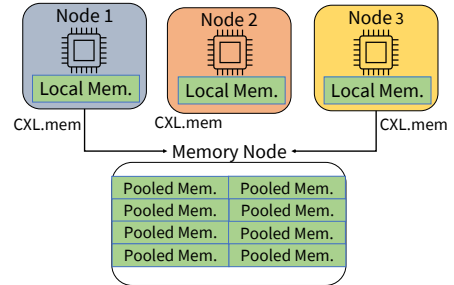


Fig. 1: CXL.mem enabled memory pooling components. CXL root complex comprises of an agent that implements CXL.mem protocol. Agent acts on behalf of the host(CPU) handling all communication and data transfers with the CXL end point. In our system CXL end point comprises of FAM device and FAM Controller. FAM Controller directly interfaces with the agent, translating CXL.mem commands into requests that can be understood by the FAM device(eg: DDR commands).

As illustrated, load misses and writebacks from LLC are handled either by the local memory controller or CXL root complex based on the physical address. The address decoding is implemented in Host managed Device Memory(HDM) decoders. During the device enumeration phase, HDM decoders are programmed for every CXL.mem device and their contribution to flat address space of the processor.

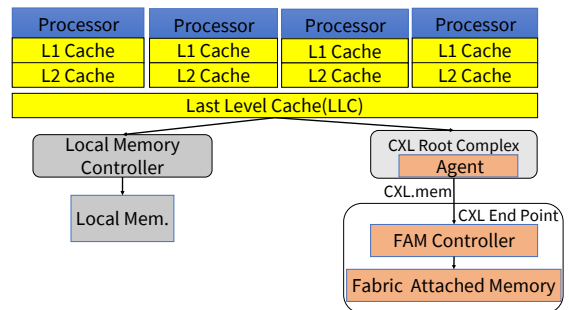


Fig. 2: CXL & Fabric Attached Memory(FAM) Architecture

B. Memory Prefetching & Signature Path Prefetcher(SPP)

Data prefetching techniques to memory hide access latency across different levels of memory hierarchy, are well studied in the literature. Prefetchers typically use learning based approach to predict the future memory access addresses [8],

[35]. Most common features include address delta correlation, program counter(PC) that cause cache misses, and access history. Recent work has applied sophisticated mechanisms like neural networks [58], reinforcement learning [11], [58] to prefetching.

1) *Signature Path Prefetcher(SPP)*: In this work, we use SPP [35] as base architecture for our DRAM cache prefetcher. SPP uses signatures to keep track of memory access patterns of the application. Signatures are a compact representation of history of memory access delta's of the program. Architecturally SPP comprises of 2 tables - Signature Table, Pattern Table. Fig. 3 shows the organization of SPP with these tables.



Fig. 3: Signature and Pattern tables of SPP

On a cache miss, the page physical address of the cache miss is used to index into the signature table. Output from the signature table gives the last cache miss address(within the same physical page), and the current signature. With this state, we can calculate the delta and updated signature as per formula shown below.

$$\text{delta} = (\text{Miss Address}_{\text{current}} - \text{Miss Address}_{\text{previous}})$$

$$\text{signature} = (\text{signature} \ll 4) \oplus \text{delta}$$

Now the generated signature is used to index into the pattern table. Pattern table maps signature to address delta's of future memory accesses. Each pattern table entry has the following entries.

- 1) Signature - Obtained from the signature table. Serves as an index to this table.
- 2) Signature weight - Counts the number of times the corresponding signature has been accessed since the creation of entry.
- 3) delta, weight [4] - Address delta that comprise the signature and their corresponding access count. 4 ordered pairs.

The obtained address delta can then be combined with current signature to generate a speculative signature(using the aforementioned formulation). Speculative signature can further be used to index into the signature table, to generate another address delta. This recursive indexing into the pattern table can be continued desired number of times or till the pattern table was not able to provide any more delta's.

On an access to the prefetcher(cache miss to a certain page), generated signature and the block address of the current access are used to update the state of SPP. Fig. 4 shows the state of SPP after an example memory access. Additionally, SPP maintains global history table that bootstraps the learning of access history, when the data access stream moves from one page to another. We note that our proposals in this paper are not specific to SPP prefetcher and ideas from other prefetchers such as [12], [48] can be employed with suitable modifications in our

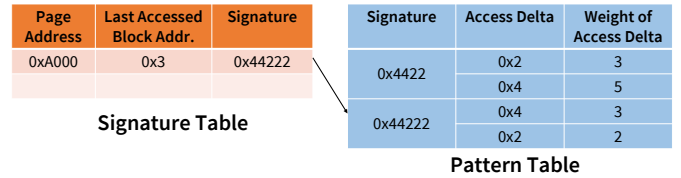


Fig. 4: State of SPP after access at an address 0xA003

system. Our focus in this work is to demonstrate the usefulness of sub-page level prefetching to hide FAM access latency and to present adaptive optimizations to cater to the shared nature of FAM.

III. SYSTEM ARCHITECTURE

In this section we describe the system architecture components that implement DRAM prefetching/caching mechanism for FAM bound requests. Through the rest of the section, the demands and prefetches that we refer to, are LLC misses and DRAM cache prefetches. DRAM cache prefetches should not be confused with prefetch requests issued by per-core cache prefetcher(core prefetches). Our system architecture doesn't distinguish between type of requests that miss in LLC, hence core prefetch requests that miss in LLC are treated like demand misses and are subsequently used for training the DRAM cache prefetcher as well.

A. Enhanced Root Complex

DRAM caching/prefetching is implemented through enhancements the root complex. We add prefetcher and prefetch queue, to facilitate issue of both prefetch and demand requests to FAM. Fig. 5 outlines the architecture of enhanced root complex. We explain the significance each of the component in detail below.

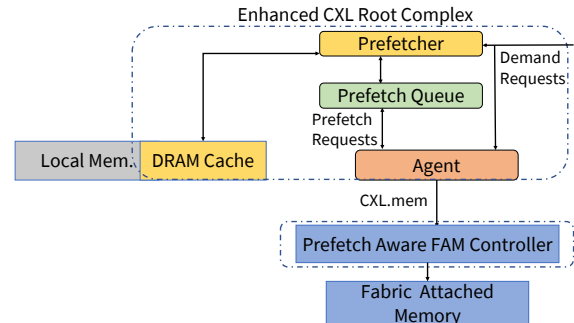


Fig. 5: System architecture of root complex with DRAM cache and prefetcher

1) *Prefetcher*: As mentioned before, our DRAM cache employs an SPP based prefetcher. We make design changes to SPP to operate with sub-page blocks, instead of 64 byte cache blocks. Our prefetcher trains on node physical address of LLC misses. Based on observed patterns, prefetcher generates addresses that are aligned with sub-page block size. Note that, for memory access to complete, node physical addresses need to be translated to FAM local address. We assume

that this translation is handled by the elements lower in the memory hierarchy. Storage overhead required to implement our prefetch is 11kB(2× to that SPP [36]).

2) *Prefetch Queue*: Along with the prefetcher, we added a fixed-length prefetch queue to the root complex. For every read miss in LLC that is headed to FAM, the prefetcher generates a predefined number of prefetch requests(at the maximum), we call this number the prefetch degree. For each such prefetch request to be issued to FAM, it should have a vacant position to hold in the prefetch queue. The prefetch request will be held in the queue until the respective response is received. Since, the prefetch queue houses the prefetch requests in progress, the queue provides an easy way to check if a demand request address belongs to any prefetch in progress. In a sense, prefetch queue functionality is similar to MSHR(Miss Status Handling Register) in processor caches. When the prefetch queue is full, no further prefetches are issued until a prefetch response is received.

We should note that the prefetch queue itself could control the rate of prefetch requests issued to FAM, due to its fixed length. As we will show later, such static approaches work well for a few applications while leading to wasteful prefetching for several applications. Prefetch bandwidth optimizations adapt the prefetch issue rate beyond the fixed length queue.

Prefetchers that fetch data into the on-chip processor caches, share queue with the demand requests in MSHR's. In our design, DRAM cache prefetcher cannot use LLC MSHR due to the difference in block size. While it is possible to use multiple entries in the LLC MSHR, it is not a resource efficient approach.

Prefetch requests that are leaving the prefetch queue are tagged. Architectural components in the fabric or at the FAM node, can likely take advantage of this to enforce priority/QoS schemes.

B. DRAM Cache

DRAM cache is explicitly managed in hardware without intervention of the operating system(OS). OS, specifically the memory allocator only play a role during initialization phase. The memory allocator should partition the local memory physical address space and expose a contiguous physical address range to be used as a DRAM cache. We assume that such support in the OS already exists.

In this implementation, we manage the DRAM cache as a set-associative cache, with replacement policy being LRU. The meta-data to implement the DRAM cache lookup and replacement will be stored outside the DRAM cache, in the prefetcher state(SRAM buffers). The handling of DRAM cache meta data will be discussed later in this section. Since FAM

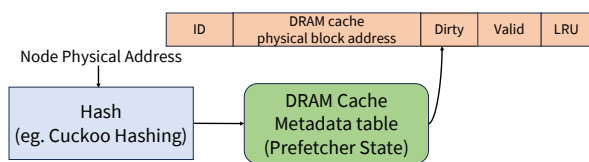


Fig. 6: DRAM Cache Metadata format and retrieval

address space can be large compared to the DRAM cache, we manage DRAM cache metadata by hashing the FAM addresses into a small number of slots. The number of slots can be higher than the number of available FAM blocks to reduce the probability of collision with another address or it is possible to employ techniques such as Cuckoo hashing [50]. Like in cpu caches, tag comparison ensures the correctness of hashing, in an event of collision. The allocated FAM block address is noted in this slot during allocation and a cache hit. The format of the DRAM cache metadata and its retrieval is shown in Fig. 6. e.g., when managed as fully associative cache, 16MB cache with 256B block size would require approx. 450KB(64K*7B) of metadata to cover 48-bit physical address space, which is less than 5% of DRAM cache size. Hence managing DRAM cache metadata is practical.

C. Demand & Prefetch requests handling mechanism

Fig. 7 explains the flow of demand requests with DRAM cache and prefetcher. For every outgoing FAM demand request, the prefetcher is consulted to check if the requested block is present in the DRAM cache. Prefetcher promptly checks the metadata for the requested block. If the demand block is present(DRAM cache hit), a new request with the DRAM cache block address(obtained from the metadata) is sent to the local memory controller. FAM demand request waits for the response of this new request and will return with response data. As said earlier, this FAM demand request can be a true demand request by application or a core prefetch, either of request type can be served by the DRAM cache. Subsequently the corresponding LRU field in metadata will be updated. If the demand block is not present in the DRAM cache(DRAM cache miss), demand request will proceed per usual to the FAM.

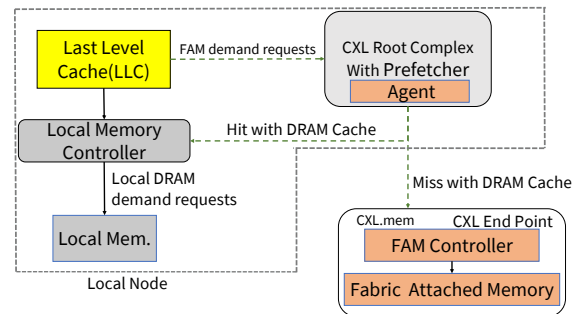


Fig. 7: FAM demand request flow with prefetcher and DRAM cache

Irrespective of the DRAM cache hit status, prefetcher generates prefetch address for every outgoing FAM demand request. Before sending out the prefetch requests, prefetch queue and DRAM cache metadata are checked to see if generated prefetch request is redundant. Prefetch continue to issue stage, once the queue and metadata check clears. When in the issue stage, prefetch request can be dropped if the prefetch queue is full or at pre-defined threshold(eg: 95%).

Past the issue stage successfully, once the prefetch request's response is received, prefetcher checks the metadata to see if

there is any vacancy in the DRAM cache. If there is a vacancy, the prefetch block would be directed to appropriate block of the DRAM cache directly. If there is no vacancy, prefetcher issues an eviction for the LRU block first in DRAM cache and then the corresponding position will be replaced by the incoming prefetched block.

We should note that the meta data cost for DRAM cache management increases linearly with increase in the number of blocks. For a given DRAM cache size, the number of blocks decreases as the block size increases. Hence, an advantage of using larger block sizes for DRAM cache is that the meta-data overhead is decreased. On the flip side, using larger block size can cause increased latencies at FAM.

D. FAM Controller

The task of FAM controller is to convert incoming cxl.mem protocol requests to DDR requests that could be ultimately handled by the FAM. In a real system, FAM Controller could adapt a port based design, with each port supporting $8\times$, $16\times$, lanes of PCIe/CXL at the frontend, while supporting multiple channels of DDR4/DDR5 memory in backend. Network on chip(NoC) like architectural structures might be present in order to route the incoming requests to appropriate queues that feed into DDR channels [42]. Vertical scaling of such controllers might be essential to support large number of PCIe lanes/memory channels depending on the pool size and desired number of memory channels.

We abstract the functionality of FAM Controller as components that move incoming requests to DDR channels. All the incoming requests from multiple nodes are filled into the input queue. We assume that FAM controller is aware of the maximum memory bandwidth across all its supported DDR channels. Hence, the controller scans the input queues at appropriate rate and issues the requests to the respective DDR channel.

With the addition of prefetch to the compute node's root complex, FAM controller now receives two classes of requests - demand and prefetch. In the baseline design, we implement a single input queue, with FIFO scheduling. Requests(both demand and prefetch) from multiple nodes are dispatched to FAM in the order of their arrival. Later, we explain how the demand and prefetch requests can be given different treatment at the FAM through such mechanisms as Weighted Fair Queuing (WFQ).

E. Sub-page block size vs. latency trade-off analysis

We performed an exploratory analysis to understand the block size vs. latency tradeoff for sub-page block DRAM cache prefetching. We observe the IPC and average FAM access latency by varying the DRAM cache block size. Fig. 8 show our analysis.

As DRAM cache block size increases from 64-512B, IPC gain stays mostly constant with marginal improvements for 128B, 256B block sizes. Beyond 512B, average IPC gain decreases due to increase in relative FAM latency. Plus, moving a FAM page on touch to DRAM cache (4096B block size)

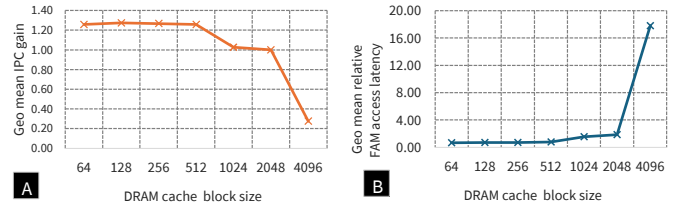


Fig. 8: Subfigures A & B represent geo. mean IPC gain and relative FAM access latency across different prefetch block sizes(Both wrt to baseline)

observes about $17\times$ increase in relative FAM latency, resulting in substantial IPC decrement. Based on this analysis, we consider 128, 256, 512 as block sizes for DRAM cache. Using multiple of CPU cache block size(64B) for DRAM cache, will amortize the delays due to flit packaging/serialization at fabric, as well as reduce the hardware overhead of meta-data management.

IV. PREFETCH OPTIMIZATIONS

Our optimizations to the DRAM cache prefetcher are aimed at mitigating the interference between demand and prefetch requests, there by enhancing the utility of FAM accesses. To achieve this we propose two approaches - Weighted Fair Queueing at memory node, Prefetch Bandwidth adaptation at compute node. We describe the design and implementation of both of these optimizations below.

A. Weighted Fair Queueing(WFQ)

We consider WFQ as a generic means for providing priority to demand requests over prefetches at the FAM. By giving a higher weight to demand requests, we can provide a higher slice of FAM bandwidth to demand requests. Under congestion, WFQ ensures demands are served with priority over prefetches, there by potentially mitigating queueing delays for demands due to prefetches.

We enhance the baseline queueing implementation of the FAM controller, by replacing the single input queue with two input queues, one each for demand and prefetch. Double queue implementation enables us to issue prefetches and demands at independent rates. We take advantage of the prefetch request tagging by the prefetcher at the compute node, to identify the placement of the incoming requests into their respective queues. Both core prefetches and DRAM cache prefetches are placed in the prefetch queue.

We use a WFQ scheduler to issue requests from the two queues to the FAM. We use work-conserving deficit weighted round-robin(DWRR) [59] algorithm to select the queue from which the request should be issued. W-weight is used to indicate how much weightage demand requests are given relative to the prefetch requests. Pseudo code of the our algorithm is as shown in Alg.1

For every issue cycle, the IssueRequests() function is called to see either of demand or prefetch requests can be issued. We use the current_round variable to track the round number

Function *IssueRequests()*:

```

current_round += (current_weight+1)%(W+1);
demand_queue_status = CheckDemandQueue();
prefetch_queue_status = CheckPrefetchQueue();
r = prefetch_block_size/demand_block_size;
if current_round != 0 then
  if demand_deficit < max_demand_deficit then
    demand_deficit += quantum;
  if demand_queue_status and demand_deficit>0
  then
    IssueDemandRequests();
    demand_deficit = demand_deficit-1;
  else if prefetch_queue_status and
  prefetch_deficit > r then
    IssuePrefetchRequests();
    prefetch_deficit = prefetch_deficit-r
  else
    if prefetch_deficit < max_prefetch_deficit then
      prefetch_deficit += quantum
    if prefetch_queue_status and prefetch_deficit>r
    then
      IssuePrefetchRequests();
      prefetch_deficit = prefetch_deficit-r;
    else if demand_queue_status and
    demand_deficit > 0 then
      IssueDemandRequests();
      demand_deficit = demand_deficit-1
    end
  end

```

Algorithm 1: Demand/Prefetch Issue Algorithm

within a $W+1$ round window, when the prefetches and demands are served in $1:W$ ratio. Prefetch requests are preferred in only one round of the window. During the rest of rounds, we prefer to issue demand requests. Due to the scheduler being work conserving in nature, if the preferred choice of requests are not available, we try to issue the other type of requests. When it's the demand turn, if the demand_deficit did not exceed maximum permissible deficit ($\text{max_demand_deficit}$), we increment the demand_deficit. If the demand queue is non-empty and demand_deficit is greater than 0, then we issue a demand request, resulting in decrement of the demand_deficit by 1. If either demand queue is empty or demand does not have enough deficit, we try to issue prefetch requests, which is again subject to prefetch queue non-emptiness and status of the prefetch deficit. The reverse applies for issue logic when it is prefetch's turn.

In order to account for the difference in prefetch and demand block sizes. We enforce that prefetch_deficit needs to be at least the ratio of prefetch block size and demand block size, for a prefetch to be issued to the FAM. Our proposed DRAM prefetcher works in conjunction with core prefetcher. So, WFQ need to handle both CPU cache block core prefetches as well as sub-page block DRAM cache prefetches. In our implementation, when it's the prefetch turn, based on the available deficit we issue either a core prefetch or DRAM cache prefetch. Block size is taken into account when

Event counter	Description
demand_requests_issued	demand requests issued to the FAM
demand_requests_returned	demand requests return from FAM
demand_requests_total	Total demand requests arrive at the prefetcher
prefetch_requests_issued	prefetch requests issued to FAM
minimum_demand_latency	minimum demand read latency in recent history.

TABLE I: Description of event counters

updating deficit post issue.

B. Prefetch Bandwidth Adaptation

In the baseline prefetcher, we generate a fixed number of prefetch requests (prefetch degree) for every LLC miss and issue those requests depending on the prefetch queue availability. When the FAM device is saturated due to high number of demand requests, issuing prefetch requests would increase demand latency and could hurt performance if the demand and prefetch requests are queued in a single queue. Under such conditions, it is better to dial back the prefetch request issue rate and wait till the FAM has enough bandwidth to accommodate prefetch requests. Hence to incorporate such feedback, we implement prefetch bandwidth adaptation at the source.

We take a sampling based approach, to adapt the prefetch issue rate. To learn about the system state, we add event counters to the root complex's prefetcher state. Each counter stores two values, instantaneous value and average value. The instantaneous values of counters are scanned and reset during each start of each sampling cycle. Average value of the event counter stores the exponential moving average of the respective instantaneous values. The descriptions of event counters that are stored in prefetch state are as shown in Table I.

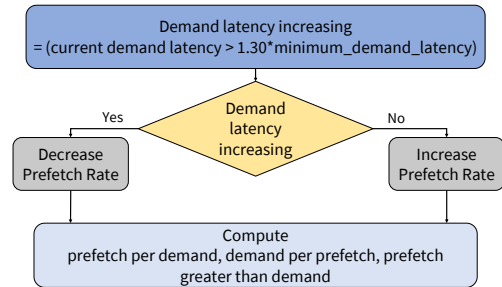


Fig. 9: State diagram for prefetch BW adaptation algorithm

Abstract-level logical flowchart of our bandwidth adaptation algorithm is shown in Fig.9. The algorithm is executed every sampling cycle. Our key idea here is to reduce the prefetch issue rate when FAM is experiencing congestion. Hence, we track demand request latency and decrement the prefetch issue rate whenever the latency start growing. Measuring demand latency, we compare the measured demand read latency with minimum achievable demand read latency. Minimum achievable demand read latency is unknown, dynamically changing, and depends on fabric topology. We approximate minimum

achievable demand read latency to lowest average value in the recent past. By closely tuning the past history, one can tweak the agility of prefetch throttling. If the latency is above 125% of minimum demand read latency(above the noise level), it might be because of congestion at FAM, then we proceed to decrease the prefetch issue rate. Else, we can increase the prefetch issue rate.

We employ Multiplicative Increase and Multiplicative Decrease (MIMD) [18] for adjusting the prefetch rate. In our implementation, we set the increase factor to 1.125(12.5% over prev. value). The decrease factor is determined dynamically based on the observed behavior. The decrease factor is a function of prefetcher accuracy, with higher accuracy resulting in slower decreases. We expect this to result in more accurate prefetches to be issued when multiple applications are competing for bandwidth at FAM. In addition, we mimic RED [14], [24] at the source and make the decrease factor linearly dependent on the difference of observed latency and minimum read latency, when the latency is above the threshold of 125% of minimum latency. 25% is heuristic, we chose for the noise level.

While both WFQ and bandwidth adaptation at the source are trying to address the same problem, we evaluated both the schemes to evaluate their relative merits. CXL memory nodes could provide additional functionality and our evaluation of WFQ is intended to understand the implications of augmenting a memory node with WFQ. We compare the two approaches to throttling prefetches.

Processor	8 out-of-order cores clock: 3.3 GHz, 6 issue/cycle max pending transactions : 16
L1 cache	32 KB, 4 ways 4 cycle access latency
L2 cache	256 kB, 8 ways 12 cycle access latency
L2 Cache Prefetcher	Signature Path Prefetcher(SPP) [36]
L3 cache	8 MB, 16 ways 30 cycle access latency
Local memory	DDR4-3200 2 channels, 2 ranks
Nodes	1-4
CXL Network	256B flit-size, Min-packet size: 28B Bandwidth: 128 GB/s/direction Min. Latency: 70ns
Per-Node prefetch queue size	256
Pooled FAM	DDR4-2400 2 channels, 2 ranks

TABLE II: Simulated system configuration

V. EVALUATION

A. Methodology

We evaluate DRAM cache prefetcher along with optimizations using SST [52] simulation components. We used Ariel, a pin-tool based processor front-end simulator, to simulate compute nodes. Ramulator [37] was to model both local memory(DRAM) and FAM devices . We used Opal [38] to emulate the operating system’s memory allocator and page

Benchmark suite	Workload	FAM usage
SPEC17	603.bwaves_s	824 MB
	607.cactuBSSN_s	257 MB
	619.lbm_s	1.55 GB
	628.pop2_s	590 MB
	649.fotonik3d_s	587 MB
	654.roms_s	245 MB
Splash 3	LU	515 MB
	FFT	625 MB
GAP	bfs	864 MB
	cc	802 MB
	bc	593 MB
PARSEC	sssp	545 MB
	dedup	868 MB
	facesim	188 MB
NPB	canneal	849 MB
	mg	431 MB
XSBench	is	1 GB
	XSBench	611 MB

TABLE III: Benchmark configurations fault handler. Opal allows us to configure the memory footprint between local DRAM and pooled FAM. CXL network is simulated by provided flit based network model, with programmed delay and bandwidth.

We evaluated 19 memory intensive workloads from benchmark suites like SPEC [16], PARSEC [15], GAP [10], Splash3 [56], and NPB [7]. Modern servers contain 64-128 processors per node equipped with 100’GB of main-memory. Simulating such a system, is impractical given the simulation speeds. For realistic simulation schedules, we simulate a system with scaled down configuration, that runs regions of interest(ROI) within each benchmark. We expect that our simulator and the corresponding performance characteristics to scale to a larger configuration, with no issues. . The simulated system configuration is detailed in Table.II. Evaluated applications and their respective memory footprints are shown in Table III.

We have simulated both single and multi node systems accessing FAM memory pool. For multi-node systems, we ran copies of same application on different nodes, as well as different applications on different nodes. In multinode systems, we expect the higher loads at FAM to result in tighter availability of bandwidth and hence possibly higher congestion. We evaluated 7 workload mixes for 4-node system.

Below we define figures of merit, terms, and configurations that we use in discussion through the rest of the section

- 1) *Core pretercher* - Each of the node in our system, comprises a multi-core CPU. Within each core, a prefetcher is at the L2 cache level.
- 2) *Baseline configuration* - Workload running with no core prefetching and DRAM cache prefetching enabled. Core prefetcher is turned ON for all config, except in baseline.
- 3) *all-local configuration* - Workload running with core prefetching, with entirety of its memory footprint residing in local DRAM.
- 4) *allocation ratio(X)* - Workload’s memory footprint divided between FAM and DRAM in ratio of X:1 respectively.
- 5) *IPC gain* - Ratio of IPC for a given workload config to that of workload in baseline config .(Higher the better)

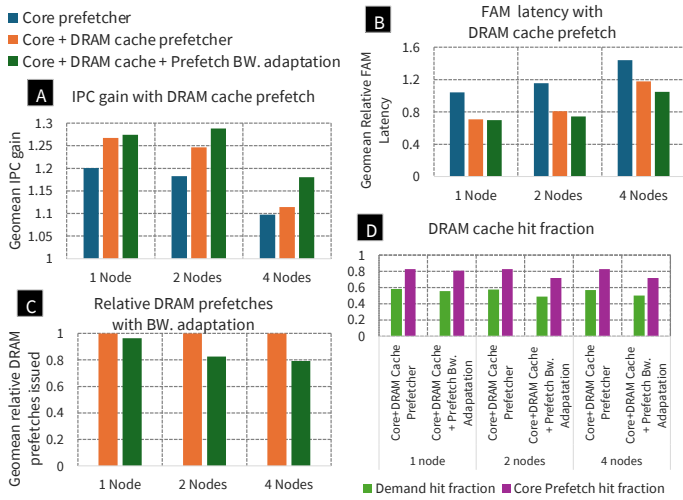


Fig. 10: Evaluation of DRAM cache prefetcher with prefetch bandwidth adaptation

- 6) *Relative FAM latency* - Ratio of the average FAM access latency for a workload in a given configuration to that of workload running in baseline configuration. (Lower the better)
- 7) *Relative DRAM prefetch requests issued* - Ratio of DRAM cache prefetches issued for a given config to that of DRAM cache prefetches issued with no optimizations (FIFO scheduling and no prefetch BW adaptation).
- 8) *Demand hit fraction* - Fraction of demand requests that miss LLC, that hit in DRAM cache.
- 9) *Core Prefetch hit fraction* - Fraction of core prefetch requests that miss in LLC, that hit in DRAM cache.

B. Performance gain with Prefetch Bandwidth Adaptation

For this analysis, we run workloads in 1, 2, and 4 node system configurations. Each workload ran in 3 prefetch configurations - core prefetcher turned ON, core prefetcher+DRAM cache prefetcher turned ON, core prefetcher+DRAM cache prefetcher+prefetch BW adaptation turned ON. We call the second configuration, non-adaptive DRAM prefetch. Each workload has memory allocation ratio of 8.

Fig. 10 outlines the results of our experimentation. 10A shows geomean IPC gain of all benchmarks, for each prefetch configuration, across 3 node configuration. Across the board, DRAM prefetching improves overall performance compared to core prefetching. Core prefetching resulted in IPC gain of 1.20, 1.18, 1.10 for 1, 2, 4 node systems. With both core prefetching and DRAM cache prefetching turned ON, the same IPC gains increased to 1.26, 1.24, 1.11 respectively. Performance improvement comes from reduction in FAM access latency, as indicated in Fig. 10B. DRAM cache prefetching reduced average FAM access latency by 29% and 34% for 1, 2 node systems respectively.

Prefetch BW adaptation further enhanced the performance of DRAM cache prefetching, for 2 and 4 node systems. *BW adaptation resulted in 4% and 8% IPC improvement over non-adaptive DRAM cache prefetching for 2 and 4 node systems.*

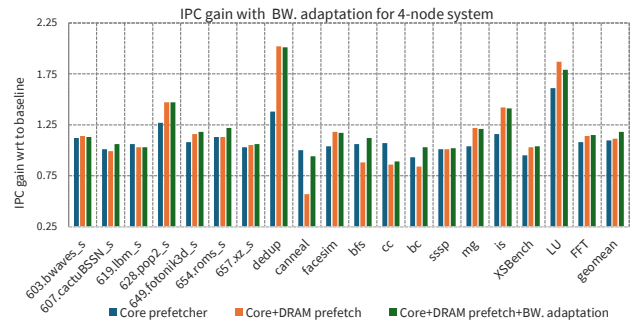


Fig. 11: IPC gain due to BW. adaptation for 4-node system. Geomean from this analysis is represented in "4 Nodes" in Fig. 10A

Non-adaptive DRAM cache prefetching performed poorly in 4 node system configuration, with no IPC improvement over core prefetching, thus emphasising the importance of BW adaptation in bandwidth constrained systems. BW adaptation resulted in decrement of 7% and 13% in relative FAM latency over non-adaptive DRAM prefetch.

Fig. 10C presents the relative no. of DRAM prefetch requests. Results indicate that adaptation caused 18% and 21% less DRAM cache prefetches to be issued to FAM, in 2-node, 4-node systems respectively. Decreased DRAM prefetch issue rate resulted in decreased demand and core-prefetch hit rate, according to analysis presented in Fig. 10D. For instance, BW adaption reduced the demand and core-prefetch hit fraction from 57% and 83% to 50% and 72%, for 4-node system. Performance improved despite hit fraction decrement, which reveals that prefetch requests are causing considerable queuing delays at FAM.

Further, we analyze the IPC gain with prefetch bandwidth adaptation for 4-node system across different benchmarks, as shown in Fig. 11. DRAM cache prefetch significantly improves IPC for applications like dedup, LU, 628.pop2_s, mg, is, and facesim. Workloads like canneal, bfs, cc, and bc saw IPC decrement with DRAM cache prefetch, possibly due to increased FAM latency. BW adaptation was able to improve the IPC substantially for these applications, except for cc.

BW adaptation would mitigate congestion only when the DRAM prefetches are in some proportion responsible for creating it. This is because our algorithm implementation throttles only DRAM cache prefetch issue rate. BW adaptation would be of little help if core prefetches are responsible for congestion. Future implementations of our prefetch throttling algorithm can relay the congestion occurrence to the CPU cache controllers, enabling dynamic throttling of CPU prefetch requests.

C. Performance gain with WFQ scheduling

We evaluate our WFQ scheduling algorithm with 3 weights-1, 2, 3 (weight of 3 indicates demands and prefetches are served in 3:1 ratio). Each workload is run in 1, 2, 4 node system configuration, with WFQ scheduling at the FAM controller, and with different weights. Performance of WFQ with different weights is compared to FIFO scheduling (non-adaptive) prefetch. Core

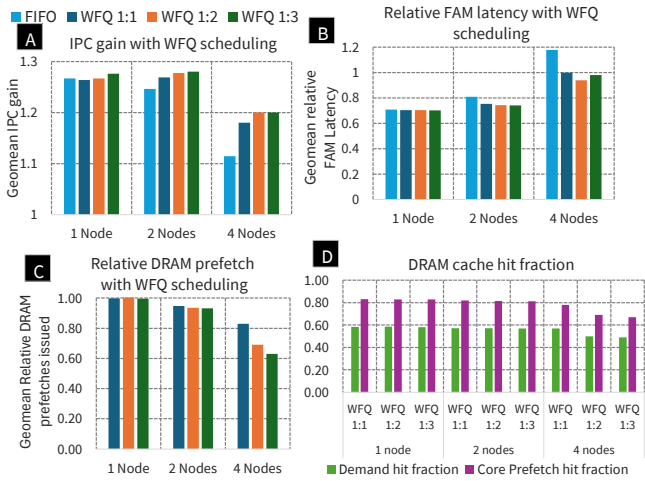


Fig. 12: Evaluation of DRAM cache prefetcher with WFQ scheduling

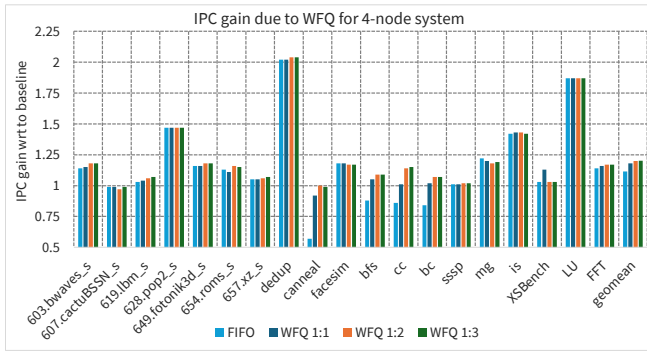


Fig. 13: IPC gain due to WFQ for 4-node system. Geomean from this analysis is represented in "4 Nodes" in Fig. 12A prefetcher is active for all the configurations examined here. Fig. 12 shows our results.

Geomean of IPC across all benchmarks for WFQ algorithm for a given weight and node configuration is shown in Fig. 12A. WFQ improves the performance over fifo scheduler for 2,4 node systems. *Weights 1,2,3 improve the average IPC by 8%(3%), 9%(4%), 9%(4%) over FIFO scheduler for a 4(2) node system.* Again, the increase in IPC is due to decrement in relative FAM latency. For a 4(2) node system, average relative FAM latency is reduced by 24%(10%). Given that BW adaptation resulted in 7% IPC improvement over FIFO scheduler, WFQ marginally performs better.

WFQ also resulted in less number of DRAM prefetches to be issued. For a 4 node system, WFQ with weights 1,2,3 resulted in 17%, 31%, 37% decrement in average relative DRAM prefetches issued. Such behavior is expected because, as the weightage to demands increase, prefetch request latency increases, filling the prefetch queue, subsequently causing less number of prefetches to be issued. Fig. 12D shows the demand and core-prefetch hit fraction with WFQ across different node configurations and weights.

Additionally, we analyze the IPC gain with WFQ for 4-node system across different benchmarks, as shown in Fig. 13. Set of workloads that benefited from BW. adaptation,

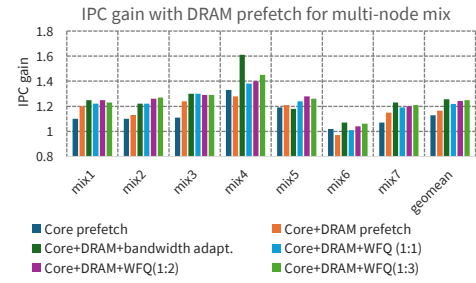


Fig. 14: Performance gain with different configurations of DRAM prefetch across 7 multi-node workload mixes

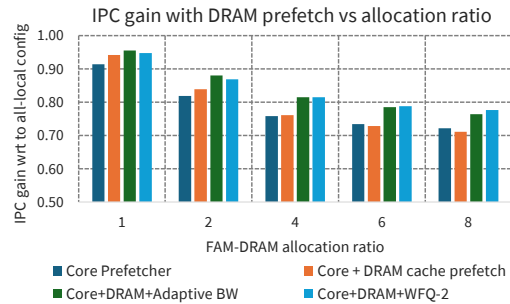


Fig. 15: IPC gain wrt to performance with entire memory in local DRAM,

benefited from WFQ as well. Interestingly, cc application see IPC improvement with WFQ but not with BW. adaptation. Due to placement of both core prefetch and DRAM cache prefetch requests into the same queue. WFQ can potentially mitigate congestion due to either of the request type. Due to this reason, WFQ performs marginally better in comparison to bandwidth adaptation.

D. Performance analysis of multi-node workload mixes

Combining the methodology of §V-B and §V-C, we evaluated our 7 multi-workload mixes with a total of 5 prefetch configurations. Each mix is run on a 4 node system. Fig. 14 shows the IPC gain for each of the workload mix. BW adaptation and WFQ provide equivalent IPC improvement for mix1, mix3, mix6 and mix7. Mix5 saw slight IPC decrement with BW adaptation, but performance improvement with WFQ. BW adaptation outperformed WFQ by 16% for mix4. WFQ outperformed BW adaptation by 5% for mix2. On an average, BW adaptation and WFQ resulted in 10% and 9% IPC over non-adaptive prefetcher(FIFO scheduler) respectively.

This analysis reveals to us that both of these approaches are useful in resolving congestion at FAM. But the relative performance gain due to either of these techniques depends not just on the workload alone, but also on co-existing workloads, that are accessing FAM.

E. Performance improvement across allocation ratio's

We analyze the impact of DRAM cache prefetch along with proposed optimizations across different allocation ratios. We considered 4 prefetch configurations for this experiment - Core prefetcher ON, Core+DRAM cache prefetch,

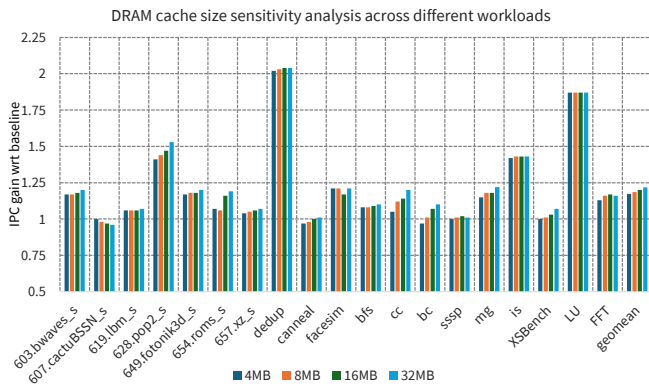


Fig. 16: DRAM cache size sensitivity analysis, with DRAM cache sizes varied from 4-32MB

Core+DRAM+BW. adaptation, Core+DRAM+WFQ(1:2). We vary the allocation ratio 1 to 8 and measure the IPC gain with respect to all-local configuration for each benchmark, for a 4-node system. Fig. 15 shows the geo. mean of IPC gains of all benchmarks running with a given allocation ratio and prefetcher configuration.

Firstly this analysis reveals that utility of core prefetching decreases as FAM usage increases. With allocation ratio of 1, workloads saw an average of 10% IPC decrement, but with allocation ratio of 8, workloads saw an average of 28% IPC decrement. DRAM prefetch helps the bridge the performance gap between pooled memory configuration and all-local configuration, improving the IPC by an average of 5%-6% across all the allocation ratios. Importance of BW. adaptation and WFQ are more evident in higher allocation ratios, non-optimal DRAM cache prefetching result in no IPC improvement for 4, 6, 8 allocation ratios.

F. Sensitivity to DRAM Cache Size

To analyse the sensitivity of our design to DRAM cache size, we simulated a 4-node system, running same copies of the given workload, with varying DRAM cache sizes. To potentially negate the effect of contention, we have used WFQ scheduling policy with weight as 2. Our analysis is shown in Fig. 16 shows the results of our analysis. Benchmarks like 628.pop2_s, 654.roms_s, cc, bc, XSBench showed sensitivity to DRAM cache size, their respective IPC gains increased with increase in DRAM cache size. On average, DRAM cache size of 4MB, 8MB, 16MB, 32MB resulted in IPC gain of 1.17, 1.19, 1.20, 1.22. IPC improved by 5% as the DRAM cache size increased from 8 to 32MB on average.

VI. RELATED WORK

Earlier work has considered feedback to control the prefetching rate from DRAM into LLC [60]. Our work differs from this work in significant ways, considers prefetching from FAM into DRAM, employs more sophisticated prefetchers and employs separate queues and priorities for demand and prefetch requests. Separate queues for prefetch and demand

requests and fair queuing have been studied earlier in the context of multiprocessor systems where resources are shared [20], [31]. We leverage this earlier work in a different context.

Blue [53] considers timeliness of prefetches in order to issue prefetches sufficiently ahead. However, the timeliness measures in earlier work do not consider dynamic latencies at the memory system. Our approach here also separates prefetches and demands into separate queues. Criticality aware prefetchers consider the criticality of prefetches in reducing stalls [51]. Our system here operates outside the processor chip and doesn't have access to such information.

Prefetching from remote memories has received significant recent attention [6], [21], [26], [46], in order to reduce the cost of moving pages from one node to another while allowing memory to be shared across nodes on a network. Our work takes motivation from this work, but considers hardware-based prefetching in a more tightly connected environments. Recent work [41] has shown that it is possible to avoid cache conflicts in fast memory when fast memory is completely used as a cache for FAM. Our work employs only part of the fast memory as a cache.

Data placement and movement can have a significant impact in a tiered memory systems and recent work [42], [44], [45], [47], [65] has considered strategies for keeping hot or more frequently utilized data in higher performance tiers. These strategies are complementary to our approach of mitigating the latency when the slower memory has to be accessed. Few of the tiering approaches require intimate knowledge of workload, to create hot/cold profile of application's memory footprint, which might not be possible for every kind of system use case.

PreFAM [39] proposes prefetching at a distance from FAM into local DRAM cache. While there might be similarities in the system architecture, PreFAM doesn't consider resource contention at FAM, due to other participating nodes.

Direct CXL [25] implements a memory pooling solution leveraging CXL.mem protocol, that has access latency around 200 ns. DRAM cache prefetching along with bandwidth optimizations proposed in this work are agnostic to CXL fabric latency.

Recent work [13] has suggested that the employment of large pages may not be universally beneficial in disaggregated memory systems. Our work here considers the movement of sub-pages of data between DRAM and FAM to reduce the access latencies at FAM.

VII. CONCLUSION

This paper proposed a prefetching mechanism for caching sub-page blocks from FAM in a portion of the DRAM. The prefetcher learns from LLC misses heading to FAM and issues prefetch requests to bring FAM data to DRAM to reduce the latency of future accesses. We considered two optimizations to mitigate congestion: compute-node based issue rate management mechanism based on observed latencies, and a memory-node based weighted fair queuing mechanism. We show that both of these mechanisms can improve the IPC of non-adaptive

DRAM cache prefetch by 7-10%. Our evaluation reveals that both of the approaches are effective in improving performance in different system configurations and workloads.

REFERENCES

- [1] Compute express link. Accessed 23-Aug-2022. [Online]. Available: <https://www.computeexpresslink.org>
- [2] Compute express link 3.0. Accessed 23-Aug-2022. [Online]. Available: <https://www.computeexpresslink.org/spec-landing>
- [3] Cxl and gen-z iron out a coherent interconnect strategy. Accessed May 2024. [Online]. Available: <https://www.nextplatform.com/2020/04/03/cxl-and-gen-z-iron-out-a-coherent-interconnect-strategy/>
- [4] What do we do when compute and memory stop getting cheaper? Accessed May 2024. [Online]. Available: <https://www.nextplatform.com/2023/01/18/what-do-we-do-when-compute-and-memory-stop-getting-cheaper/>
- [5] N. Agarwal and T. Wenisch, "Thermostat: Application transparent page management for two-tiered main memory," *ACM SIGARCH Computer Architecture News*, 2017.
- [6] E. amaro, C. Branner-Augmon, Z. Luo, A. Ousterhout, M. Aguilera, A. Panda, S. Ratnasamy, and S. Shenker, "Can far memory improve job throughput?" *Proc. of ACM Eurosys Conf.*, Apr.2020.
- [7] D. Bailey, T. Harris, W. Saphir, R. Van Der Wijngaart, A. Woo, and M. Yarow, "The nas parallel benchmarks 2.0," Technical Report NAS-95-020, NASA Ames Research Center, Tech. Rep., 1995.
- [8] M. Bakhshalipour, M. Shakerinava, P. Lotfi-Kamran, and H. Sarbazi-Azad, "Bingo spatial data prefetcher," *Proc. of IEE HPCA Conf.*, 2019.
- [9] S. Bavikadi, P. R. Sutradhar, K. N. Khasawneh, A. Ganguly, and S. M. Pudukotai Dinakarrao, "A review of in-memory computing architectures for machine learning applications," in *Proceedings of the 2020 on Great Lakes Symposium on VLSI*, ser. GLSVLSI '20. New York, NY, USA: Association for Computing Machinery, 2020, p. 89–94. [Online]. Available: <https://doi.org/10.1145/3386263.3407649>
- [10] S. Beamer, K. Asanović, and D. Patterson, "The gap benchmark suite," 2017.
- [11] R. Bera, K. Kanellopoulos, A. Nori, T. Shahroodi, S. Subramoney, and O. Mutlu, "Pythia: A customizable hardware prefetching framework using online reinforcement learning," *Proc. of IEEE MICRO Conf.*, Oc. 2021.
- [12] R. Bera, A. Nori, O. Mutlu, and S. Subramoney, "Dspatch: Dual spatial pattern prefetcher," *ACM ISCA*, 2011.
- [13] S. Bergman, P. Faldu, B. Grot, L. Vilanova, and M. Silberstein, "Reconsidering os memory optimizations in the presence of disaggregated memory," *ACM Int. Symp. on Memory Management*, June 2022.
- [14] S. Bhandarkar, A. L. N. Reddy, Y. Zhang, and D. Loguinov, "Emulating AQM from end hosts," *ACM Sigcomm Conf.*, Oct. 2007.
- [15] C. Bienia, "Benchmarking modern multiprocessors," Ph.D. dissertation, Princeton University, January 2011.
- [16] J. Bucek, K.-D. Lange, and J. v. Kistowski, "Spec cpu2017: Next-generation compute benchmark," in *Companion of the 2018 ACM/SPEC International Conference on Performance Engineering*, ser. ICPE '18. New York, NY, USA: Association for Computing Machinery, 2018, p. 41–42. [Online]. Available: <https://doi.org/10.1145/3185768.3185771>
- [17] I. Calciu, M. Imran, I. Puddu, S. Kashyap, H. Maruf, O. Mutlu, and A. Kolli, "Rethinking software runtimes for disaggregated memory," *Proc. of ACM ASPLOS Conf.*, 2021.
- [18] D. M. Chiu and R. Jain, "Analysis of increase and decrease algorithms for congestion avoidance in computer networks," *Journal of Computer Networks and ISDN Systems*, pp. 1–14, 1989.
- [19] J. Devlin, M.-W. Chang, K. Lee, and K. Toutanova, "BERT: Pre-training of Deep Bidirectional Transformers for Language Understanding," *arXiv:1810.04805*, 2019.
- [20] E.Ebrahimi, C. K. Lee, O. Mutlu, and Y. Patt, "Prefetch-aware shared-resource management for multi-core systems," *ACM ISCA*, 2011.
- [21] V. Fedorov, J. Kim, M. Qin, A. L. N. Reddy, and P. Gratz, "Speculative paging for future nvme and ssd," in *Proceedings of the 2017 International Symposium on Memory Systems*, Oct. 2017.
- [22] M. Ferdman, A. Adileh, O. Kocberber, S. Volos, M. Alisafae, D. Jevdjic, C. Kaynak, A. Popescu, A. Ailamaki, and B. Falsafi, "Clearing the clouds: a study of emerging scale-out workloads on modern hardware," in *Proceedings of the seventeenth international conference on Architectural Support for Programming Languages and Operating Systems*. ACM, 2012, pp. 37–48.
- [23] B. Fitzpatrick, "Distributed caching with memcached," *Linux J.*, vol. 2004, no. 124, pp. 5–, Aug. 2004. [Online]. Available: <http://dl.acm.org/citation.cfm?id=1012889.1012894>
- [24] S. Floyd and V. Jacobson, "Random early detection gateways for congestion avoidance," *ACM/IEEE Trans. on Networking*, 1993.
- [25] D. Gouk, S. Lee, M. Kwon, and M. Jung, "Direct access, High-Performance memory disaggregation with DirectCXL," in *2022 USENIX Annual Technical Conference (USENIX ATC 22)*. Carlisbad, CA: USENIX Association, Jul. 2022, pp. 287–294. [Online]. Available: <https://www.usenix.org/conference/atc22/presentation/gouk>
- [26] J. Gu, Y. Lee, Y. Zhang, M. Chowdhury, and K. G. Shin, "Efficient memory disaggregation with infiniswap," *Proc. of USENIX NSDI Conf.*, 2017.
- [27] N. Hardavellas, M. Ferdman, B. Falsafi, and A. Ailamaki, "Toward dark silicon in servers," *IEEE Micro*, vol. 31, no. 4, pp. 6–15, july-aug. 2011.
- [28] W. Heirman, K. DuBois, Y. Vandriessche, S. Eyerman, and I. Hur, "Near-side prefetch throttling: Adaptive prefetching for high-performance many-core processors," *ACM PACT Conf.*, 2018.
- [29] C.-C. Hung, G. Ananthanarayanan, P. Bodik, L. Golubchik, M. Yu, P. Bahl, and M. Philipose, "Videoeedge: Processing camera streams using hierarchical clusters," *IEEE/ACM Symposium on Edge Computing*, 2018.
- [30] A. Jain and C. Lin, "Linearizing irregular memory accesses for improved correlated prefetching," in *MICRO*, 2013, pp. 247–259.
- [31] N. Jerger, E. Hill, and M. Lipasti, "Friendly fire: Understanding the effects of multiprocessor prefetches," *ISPASS*, 2006.
- [32] J. Jiang, G. Ananthanarayanan, P. Bodik, S. Sen, and I. Stoica, "Chameleon: scalable adaptation of video analytics," *Proc. of ACM SIGCOMM Conf.*, 2018.
- [33] S. Kannan, A. Gavrilovska, V. Gupta, and K. Schwan, "Heteroos: Os design for heterogeneous memory management in datacenter," *Proc. of ACM ISCA Conf.*, 2017.
- [34] O. Khatib and M. Zaharia, "CoBERT: Efficient and Effective Passage Search via Contextualized Late Interaction over BERT," *arXiv:2004.12832*, 2020.
- [35] J. Kim, S. Pugsley, P. V. Gratz, A. L. N. Reddy, C. Wilkerson, and Z. Chishti, "Path confidence based lookahead prefetching," in *The 49th Annual IEEE/ACM International Symposium on Microarchitecture*, ser. MICRO, 2016.
- [36] J. Kim, S. H. Pugsley, P. V. Gratz, A. N. Reddy, C. Wilkerson, and Z. Chishti, "Path confidence based lookahead prefetching," in *2016 49th Annual IEEE/ACM International Symposium on Microarchitecture (MICRO)*, 2016, pp. 1–12.
- [37] Y. Kim, W. Yang, and O. Mutlu, "Ramulator: A fast and extensible dram simulator," *IEEE Computer Architecture Letters*, vol. 15, no. 1, pp. 45–49, 2016.
- [38] V. Kommareddy, C. Hughes, S. D. Hammond, and A. Awad, "Opal: A centralized memory manager for investigating disaggregated memory systems." 8 2018. [Online]. Available: <https://www.osti.gov/biblio/1467164>
- [39] V. R. Kommareddy, J. Kotra, C. Hughes, S. D. Hammond, and A. Awad, "Prefam: Understanding the impact of prefetching in fabric-attached memory architectures," in *The International Symposium on Memory Systems*, ser. MEMSYS 2020. New York, NY, USA: Association for Computing Machinery, 2021, p. 323–334. [Online]. Available: <https://doi.org/10.1145/3422575.3422804>
- [40] A. Lagar-Cavilla, J. Ahn, S. Souhlal, N. Agarwal, R. Burny, S. Butt, J. Chang, A. Chaugule, N. Deng, J. Shahid, G. Thelen, K. A. Yurtsever, Y. Zhao, and P. Ranganathan, "Software-defined far memory in warehouse-scale computers," *Proc. of ACM ASPLOS Conf.*, 2019.
- [41] B. Leppers and W. Zwzenepoel, "Johnny Cache: the End of DRAM Cache Conflicts (in Tiered Main Memory Systems)," *USENIX OSDI*, 2023.
- [42] H. Li, D. S. Berger, L. Hsu, D. Ernst, P. Zardoshti, S. Novakovic, M. Shah, S. Rajadnya, S. Lee, I. Agarwal, M. D. Hill, M. Fontoura, and R. Bianchini, "Pond: Cxl-based memory pooling systems for cloud platforms," in *Proceedings of the 28th ACM International Conference on Architectural Support for Programming Languages and Operating Systems, Volume 2*, ser. ASPLOS 2023. New York, NY, USA: Association for Computing Machinery, 2023, p. 574–587. [Online]. Available: <https://doi.org/10.1145/3575693.3578835>
- [43] M. Li, J. Tan, Y. Wang, L. Zhang, and V. Salapura, "Sparkbench: A comprehensive benchmarking suite for in memory data analytic platform spark," in *Proceedings of the 12th ACM International Conference on Computing Frontiers*, ser. CF '15. New York,

- NY, USA: ACM, 2015, pp. 53:1–53:8. [Online]. Available: <http://doi.acm.org/10.1145/2742854.2747283>
- [44] Y. Li, S. Ghose, J. Choi, J. Sun, H. Wang, and O. Mutlu, “Utility-based hybrid memory management,” *Proc. of IEEE Int. Conf. on Cluster Computing (CLUSTER)*, 2017.
- [45] M. Maas, D. Andersen, M. Isard, M. Mahdi, K. McKinley, and C. Raffel, “Combining machine learning and lifetime-based resource management for memory allocation and beyond,” *Communications of ACM*, 2022.
- [46] H. A. Maruf and M. Chowdhury, “Effectively prefetching remote memory with leap,” *Proc. of In USENIX ATC*, 2020.
- [47] H. A. Maruf, H. Wang, A. Dhanotia, J. Weiner, N. Agarwal, P. Bhattacharya, C. Petersen, M. Chowdhury, S. Kanaujia, and P. Chauhan, “TPP: Transparent page placement for cxl-enabled tiered memory,” *arxiv.org/2206.0287v1*, June 2022.
- [48] A. Navarro-Torres, B. Panda, J. Alastruey-Benede, P. Ibanez, V. Vinals-Yufer, and A. Ros, “Berti: an accurate local-delta data prefetcher,” *ACM/IEEE MICRO*, 2022.
- [49] J. Ousterhout, P. Agrawal, D. Erickson, C. Kozyrakis, J. Leverich, D. Mazieres, S. Mitra, A. Narayanan, G. Parulkar, and M. Rosenblum, “The case for ramclouds: scalable high-performance storage entirely in dram,” *ACM SIGOPS Operating Systems Review*, vol. 43, no. 4, pp. 92–105, 2010.
- [50] R. Pagh and F. F. Rodler, “Cuckoo hashing,” *Algorithms, Lecture Notes in CS*, 2001.
- [51] B. Panda, “Clip: Load criticality based data prefetching for bandwidth-constrained many-core systems,” *ACM/IEEE MICRO*, 2023.
- [52] A. F. Rodrigues, K. S. Hemmert, B. W. Barrett, C. Kersey, R. Oldfield, M. Weston, R. Risen, J. Cook, P. Rosenfeld, E. Cooper-Balis, and B. Jacob, “The structural simulation toolkit,” *SIGMETRICS Perform. Eval. Rev.*, vol. 38, no. 4, p. 37–42, mar 2011. [Online]. Available: <https://doi.org/10.1145/1964218.1964225>
- [53] A. Ros, “Blue: A timely ip-based data prefetcher,” *1st ML-based Data Prefetching Competition*, June 2021.
- [54] K. Roy, I. Chakraborty, M. Ali, A. Ankit, and A. Agrawal, “In-memory computing in emerging memory technologies for machine learning: An overview,” in *2020 57th ACM/IEEE Design Automation Conference (DAC)*, 2020, pp. 1–6.
- [55] S. Rumble, A. Kejriwal, and J. Ousterhout, “Log-structured memory for dram-based storage,” *Proc. of Usenix FAST Conf.*, Feb. 2014.
- [56] C. Sakalis, C. Leonardsson, S. Kaxiras, and A. Ros, “Splash-3: A properly synchronized benchmark suite for contemporary research,” in *2016 IEEE International Symposium on Performance Analysis of Systems and Software (ISPASS)*, 2016, pp. 101–111.
- [57] Y. Shan, Y. Huang, Y. Chen, and Y. Zhang, “Legoos: A disseminated, distributed os for hardware resource disaggregation,” *Proc. of USENIX OSDI*, 2018.
- [58] Z. Shi, A. Jain, K. Swersky, M. Hashemi, P. Ranganathan, and C. Lin, “A hierarchical neural model of data prefetching,” *Proc. of ACM ASPLOS Conf.*, Apr. 2021.
- [59] M. Shreedhar and G. Varghese, “Efficient fair queuing using deficit round-robin,” *IEEE/ACM Transactions on Networking*, vol. 4, no. 3, pp. 375–385, 1996.
- [60] S. Srinath, O. Mutlu, H. Kim, and Y. N. Patt, “Feedback directed prefetching: Improving the performance and bandwidth-efficiency of hardware prefetchers,” in *2007 IEEE 13th International Symposium on High Performance Computer Architecture*, 2007, pp. 63–74.
- [61] H. Touvron, T. Lavril, G. Izacard, X. Martinet, M.-A. Lachaux, T. Lacroix, B. Rozière, N. Goyal, E. Hambro, F. Azhar, A. Rodriguez, A. Joulin, E. Grave, and G. Lample, “LLaMA: Open and Efficient Foundation Language Models,” *arXiv:2302.13971*, 2023.
- [62] A. Vaswani, N. Shazeer, N. Parmar, J. Uszkoreit, L. Jones, A. N. Gomez, L. Kaiser, and I. Polosukhin, “Attention is all you need,” *Proc. of NIPS Conf.*, 2017.
- [63] S. Venkataraman, A. Panda, K. Ousterhout, M. Armbrust, A. Ghodsi, M. J. Franklin, B. Recht, and I. Stoica, “Drizzle: Fast and adaptable stream processing at scale,” *Proc. of ACM SIGOPS Conf.*, 2017.
- [64] W.P.Chen, A. Rudoff, and R. Agarwal, “Dynamic multilevel memory system,” *US Patent 20220229575*, Mar. 2022.
- [65] Z. Yan, D. Lustig, D. Nellans, and A. Bhattacharjee, “Nimble page management for tiered memory systems,” *Proc. of ACM ASPLOS Conf.*, 2019.
- [66] M. Zaharia, M. Chowdhury, T. Das, A. Dave, J. Ma, M. McCauley, M. J. Franklin, S. Shenker, and I. Stoica, “Resilient distributed datasets: A fault-tolerant abstraction for in-memory cluster computing,” in *Proceedings of the 9th USENIX Conference on Networked Systems Design and Implementation*, ser. NSDI’12. Berkeley, CA, USA: USENIX Association, 2012, pp. 2–2. [Online]. Available: <http://dl.acm.org/citation.cfm?id=2228298.2228301>
- [67] Q. Zhang, P. Bernstein, D. Berger, and B. Chandramouli, “Redy: remote dynamic memory cache,” *Proc. of VLDB*, Dec. 2021.