

HYPERmotion: Learning Hybrid Behavior Planning for Autonomous Loco-manipulation

Jin Wang^{1 2 †}, Rui Dai^{1 2 †}, Weijie Wang^{1 2 †}, Luca Rossini¹, Francesco Ruscelli¹, Nikos Tsagarakis¹

¹Istituto Italiano di Tecnologia ²Università di Genova [†] Equal Contribution

Abstract: Enabling robots to autonomously perform hybrid motions in diverse environments can be beneficial for long-horizon tasks such as material handling, household chores, and work assistance. This requires extensive exploitation of intrinsic motion capabilities, extraction of affordances from rich environmental information, and planning of physical interaction behaviors. Despite recent progress has demonstrated impressive humanoid whole-body control abilities, they struggle to achieve versatility and adaptability for new tasks. In this work, we propose HYPERmotion, a framework that learns, selects and plans behaviors based on tasks in different scenarios. We combine reinforcement learning with whole-body optimization to generate motion for 38 actuated joints and create a motion library to store the learned skills. We apply the planning and reasoning features of the large language models (LLMs) to complex loco-manipulation tasks, constructing a hierarchical task graph that comprises a series of primitive behaviors to bridge lower-level execution with higher-level planning. By leveraging the interaction of distilled spatial geometry and 2D observation with a visual language model (VLM) to ground knowledge into a robotic morphology selector to choose appropriate actions in single- or dual-arm, legged or wheeled locomotion. Experiments in simulation and real-world show that learned motions can efficiently adapt to new tasks, demonstrating high autonomy from free-text commands in unstructured scenes. Videos and website: hy-motion.github.io/

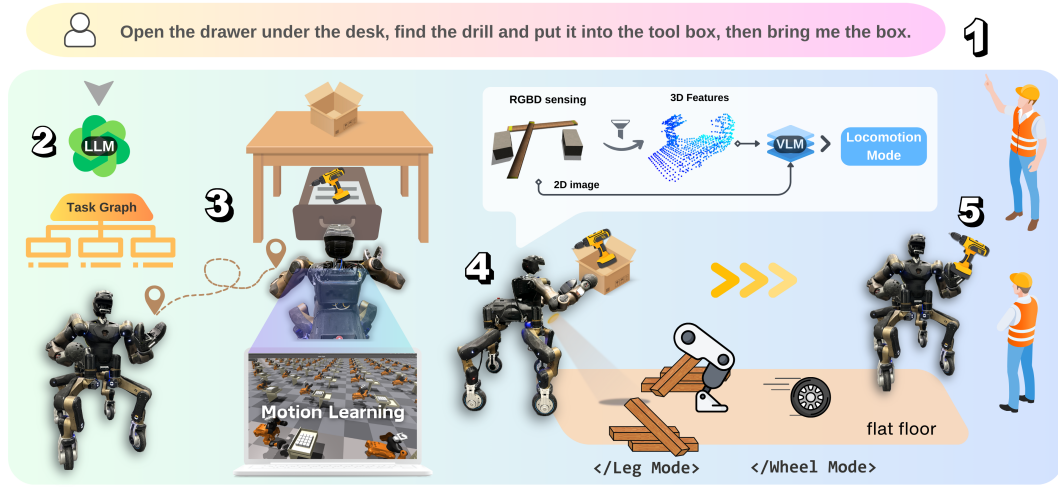


Figure 1: **HYPERmotion** enables the humanoid robot to **learn**, **plan**, and **select** behaviors to complete long-horizon tasks. Steps 1-5 illustrate how the robot, guided by foundation models, autonomously performs locomotion and manipulation after interpreting verbal instruction and chooses motion modes for different scenarios independently.

1 Introduction

Humanoid robots with behavioral autonomy have consistently been regarded as ideal collaborators in our daily lives and promising representations of embodied intelligence. Compared to fixed-base robotic arms, humanoid robots, due to their configuration characteristics, offer a larger operational space while significantly increasing the difficulty of control and planning. Despite the rapid progress towards general-purpose humanoid robots [1, 2], most studies remain focused on locomotion with few investigations into learning whole-body coordination, which results in simplistic control designs that struggle to adapt to new tasks and environments, thus limiting the potential to demonstrate long-horizon tasks under open-ended instructions. One major challenge is how to explore actionability of humanoid robots and diversify their behaviors, while learning to infer affordances and spatial geometric constraints, thus making plans for various tasks with learned skills like humans.

Recently, vibrant advances in robotics learning have made it a promising avenue for manipulation and locomotion [3, 4, 5, 6]. Learning-based methods, such as reinforcement learning (RL), have become effective tools for task-oriented action generation [7, 8, 9] while facilitating generalization across diverse scenarios. However, extending learning algorithms to humanoid robots remains a challenge stemming from the exponential increase in training costs induced by high degrees of freedom (DoF) and the difficulty of deployment on real robots under dynamic constraints. Meanwhile, the rise of large language models (LLMs) and their remarkable capabilities in robotic planning [10, 11, 12] have made it possible to perform logical reasoning and construct hierarchical action sequences for complex tasks. By integrating observations from different modalities, those models can be used for extracting features of objects and environments for robot perception and decision-making. Nevertheless, limitations to the utilization of LLM in humanoid robots exist, particularly in complex whole-body motion control and precise coordination between body parts.

To address these issues, we first recognized that directly outputting whole-body trajectories for a real-world multi-joint system through simulation training is inefficient and impractical. Therefore, we adopt a decomposed training strategy that modularly selects the actuation components related to given tasks, and project lower-dimensional space trajectory on the whole-body space with a unified motion generator. The trained actions are stored as skill units in the motion library. We utilize the LLM’s ability to decompose complex semantic instructions consisting of multiple sub-tasks and design a modular user interface as model’s input. The LLM selects skills from the motion library and arranges a sequence of actions, referred to as task graphs. Furthermore, the 3D features extracted from captured 2D images and depth data can be integrated with the visual language model (VLM) and robotic intrinsic characteristics, acting as a robotic motion morphology selector.

We refer to this study as **HYPERmotion**, a framework that tackles behavior planning for humanoid robot autonomous loco-manipulation using language models. By leveraging the interaction of distilled spatial geometry and 2D observation with VLM, it grounds knowledge to guide morphology selection combining robotic affordance. And bridge the gap between semantic space, robotic perception and action. We demonstrate a learning-based whole-body control to generate humanoid motion that adapts to new tasks and performs long-horizon tasks with primitive skills. We further illustrate through experiments how HYPERmotion can be learned and deployed on a high-DoF, hybrid wheeled-leg robot, performing zero-shot online planning under human instructions.

2 Related Work

Planning and Reasoning via Language Model Grounding pre-trained language models has become a promising avenue for robotic studies. Extensive prior works [13, 14, 15, 16] focus on planning and reasoning of robotic tasks with LLM, using it as a tool for code generation [10, 17], reward design [18, 19, 20], and interactive robotic learning [21, 22, 11, 23]. Several transformer-based architectural planners [24, 25, 26] showcase the potential for embodied usage of generating robot action. And with the integration of multi modalities such as visual and auditory [27, 28, 29, 30, 31], perception and behavior can be directly bridged with semantic commands. Further research involves creating a customized skill library[32, 33, 12] to link robot execution and high-level planning. A related line of works [34, 35, 36, 37] has also explored grounding affordances with foundation mod-

els to enable spatial reasoning and guide manipulation. However, most efforts focus on employment of fixed robotic arms, with few attempts made to extend language modes to humanoid robots, due to their complex dynamics and precise coordination between different components. [2] presents an end-to-end humanoid manipulation towards speech reasoning but lacks the cooperation of mobility. [38][39] use LLMs for decision making and learning, while demonstrating solely in simulation scenes. In contrast, we realize language model based online planning and humanoid motion bootstrapping, distilling spatial knowledge for robotic morphology selection using only onboard sensing.

Task-orient Humanoid Control As the practical value of general-purpose humanoid robots becomes evident, a substantial amount of research has focused on the hardware of humanoid robots [40, 41, 42], as well as gait generation and balance control [43, 44, 45, 46]. Methods based on learning and model predictive control (MPC) have significantly enhanced the mobility of such robots [47, 48, 49, 50, 51, 52, 53]. Some demonstrate motion generation through teleportation [54] and imitation learning [55], while these often lack autonomy and struggle to organize learned short-horizon skills. Recent works on long-horizon tasks [56, 57] and bimanual coordination [58, 59] show dexterity and stabilization, but these are often limited to specific tasks to utilize their characteristics. Our approach enables the robot to perform composite tasks involving locomotion and manipulation in unstructured environments, engaging in rich physical interactions with various objects. Our work can also decompose tasks into sub-modules based on verbal instructions and autonomously perform tasks using pre-trained motions.

Learning-based Whole-body Motion Recent research has demonstrated significant advancements in robust walking [60, 61], trotting [62, 63, 64], and parkour [7, 8, 9] for legged robots using end-to-end RL. The combination of learning-based locomotion policy with model-based manipulation of attached arm shows feasible whole-body motion on rough terrain [5]. However, most learning-based controllers are implemented on quadruped robots with few DoFs, while highly redundant humanoids are rarely addressed. For the latter, optimization-based control is still necessary to ensure the safety and adherence to constraints due to limited reactive frequencies. Nowadays, learning-based MPC demonstrates capabilities in system dynamics identification [65, 66], closed loop performance [67, 68, 69] and safety assurance [70, 71, 72]. [73] shows a whole-body MPC on legged manipulators, but the tasks are limited by manually defined trajectories. In this work, we leverage RL to enable a wide range of motion skills without relying on predefined trajectories and employ a low-level optimization-based controller to ensure the feasibility of whole-body motion.

3 Methodology

In this section, we illustrate how the **HYPERmotion** framework enables the humanoid robot to autonomously perform loco-manipulation guided by semantic instructions (Sec. 3.1). We then provide the method for task-orient whole-body motion learning policy and how we build the humanoid motion skills library (Sec. 3.2). We further describe how to achieve robotic morphology selection based on spatial reasoning by integrating multi-modality language models, and map the long-horizon task to hierarchical behavior structure using learned motions (Sec. 3.3).

3.1 Autonomous Loco-manipulation via HYPERmotion

To address the autonomous loco-manipulation challenge for complex robotic platforms such as humanoid robots. This work proposes a method to perform language-guided behavior planning, motion generation and selection towards different scenarios. As shown in Fig 2, we divide the pipeline into four interrelated sectors that are learned and deployed sim-to-real manner. The motion generation sector selects RL training configurations for specific tasks and conducts training in parallel. The trajectory obtained from the training is provided as a reference to the optimizer, which ultimately generates whole-body motion skills and the skills will be stored in the motion library. The user input sector contains a user interface as well as pre-defined basic prompts, function options, and motion library, all of which together constitute the textual material fed to the LLM. After receiving a command, the task planning sector first generates a hierarchical task graph that includes task logic, condition determinations, and actions using the LLM. Once the task graph is loaded, it is interpreted as a Behavior Tree to guide the robot and to pass actions to lower-level execution. When a task

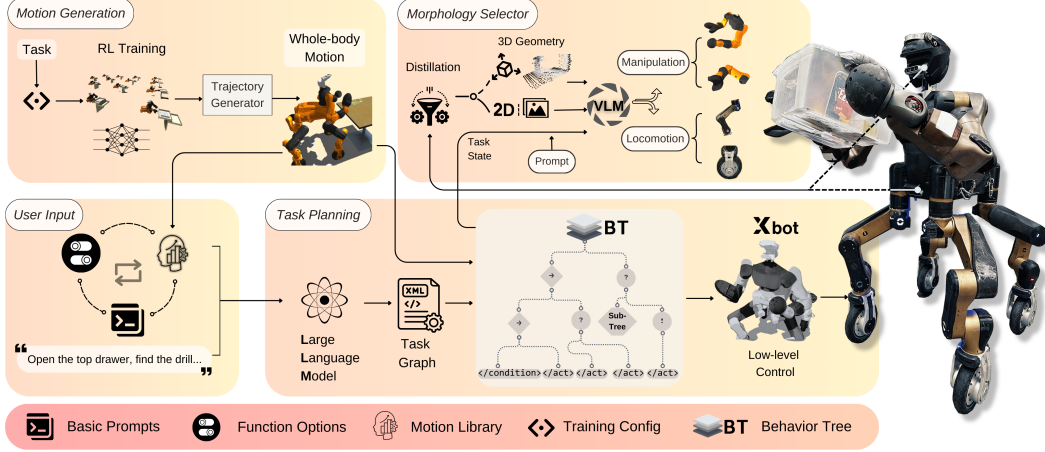


Figure 2: **Overview of HYPERmotion.** We decompose the framework into four sectors: **Motion generation** is assigned for learning and training whole-body motion skills for new tasks and storing them in the motion library. **User input** includes received task instructions and initialization prompt sets. **Task planning** generates a task graph that guides the robot’s behavior through reasoning and planning features of LLM and passes action commands to the real robot. **Morphology Selector** is used for action determination in specific sub-tasks, selecting the appropriate morphology for locomotion and manipulation based on grounded spatial knowledge and robot intrinsic features.

requires selecting the robot’s morphology, depth-sensing information is invoked and distilled into 2D images and geometric features. These data, along with the task state and prompts, are fed to the VLM, which then selects the morphology capable of achieving the goal. Through the coordination of these sectors, HYPERmotion facilitates semantic command understanding and zero-shot behavioral planning and action execution for humanoid robots, as shown in Fig 1.

3.2 Learning Whole-body Motion Generation

Tasks Learning with RL In this section, we show the details of learning whole-body motion generation based on different tasks, as shown in Fig. 3. To reduce the action space, we separate the robot’s upper body from its legs. To guarantee feasibility, the floating base motion is heuristically limited to avoid generating unfeasible motions for the legs once projecting the trajectory on the whole-body space of the robot. For single-arm tasks, the action space $\mathcal{A}_1 \subseteq \mathbb{R}^{14}$ consists of the 6-DoF right arm joint angles, 6-DoF floating base translation distances and Euler angles, one torso yaw, and one gripper joint angle. The left arm is fixed during these tasks. For the dual-arm picking task, the action space $\mathcal{A}_2 \subseteq \mathbb{R}^{19}$ appends the 6-DOF left joint angles, with the gripper joint closed in this case. The observations include the states of the corresponding targets and the joint states of the robot’s upper body, detailed in the Appendix along with the policy settings. All tasks utilize proximal policy optimization (PPO) [2] because of its efficiency. The output in the RL layer is a joint position trajectory $\mathbf{q}^* \in \mathbb{R}^{20}$ of the upper body. We train all skill policies separately using a general reward formulation:

$$r = \alpha_1 r_{l_{reach}} + \alpha_2 r_{r_{reach}} + \alpha_3 r_{rot} + \alpha_4 r_{finger} + \alpha_5 r_{task} + \alpha_6 r_{penalty} \quad (1)$$

where $r_{l_{reach}} = (\frac{1}{1+d_l^2})^2$ and $r_{r_{reach}} = (\frac{1}{1+d_r^2})^2$ with d_l and d_r representing the distance of the operational target to the left and right end effectors, respectively. The term $r_{rot} = \text{sign}(d_x) * d_x^2 + \text{sign}(d_z) * d_z^2$ is the reward for aligning the gripper’s orientation with the task’s object (e.g. drawer handle, door handle, drill). Here d_x and d_z are the dot products of the gripper’s forward and up axes with the object’s inward and up axes, respectively. The term $r_{finger} = \beta - (d_t + d_b)$ encourages the gripper to grasp the objects, where β a fine-tuning parameter related to the size of the operational object, and d_t and d_b are the distances from the top and bottom links of the gripper to the task’s object, respectively. $r_{penalty} = -\|\mathbf{a}\|^2$ penalizes excessive actions \mathbf{a} to ensure smooth operation. Finally, r_{task} denotes the specific reward for task completion, which will be detailed in the Appendix along with the specific settings of the parameters α_1 to α_6 and the axes for different tasks.




Figure 3: Whole-body tasks learning illustration in training, simulation and real-world settings.

Whole-body Motion Generation The reduced robot space from RL should be mapped into the whole body joint space to generate feasible trajectory. To fit the gap between the upper body trajectory and the whole body action, we solve an optimal control problem to merge them enforcing the whole-body dynamics of the robot to guarantee the feasibility of the resulting motion. In this case, we choose a unified whole-body trajectory generator[75], specifically, we use the framework presented in [75] to solve the following non-linear problem:

$$\begin{cases} \min_{\mathbf{x}(\cdot), \mathbf{u}(\cdot)} \int_0^T L(\mathbf{x}(t), \mathbf{u}(t), t) dt \\ \text{s.t. } \dot{\mathbf{x}}(t) = \mathbf{f}(\mathbf{x}(t), \mathbf{u}(t), t) \\ \mathbf{g}_1(\mathbf{x}(t), \mathbf{u}(t), t) = 0 \\ \mathbf{g}_2(\mathbf{x}(t), \mathbf{u}(t), t) \leq 0 \end{cases} \quad (2)$$

where $\mathbf{x}(t) = [\mathbf{q}, \mathbf{v}] \in \mathbb{R}^{n_x}$, $n_x = 93$ is the state number, $\mathbf{u}(t) = [\dot{\mathbf{v}}, \mathbf{f}_c] \in \mathbb{R}^{n_u}$, $n_u = 58$ are vectors of state and input variables, \mathbf{q}, \mathbf{v} are the generalized coordinates and generalized velocities, \mathbf{f}_c is foot force. $L(\mathbf{x}, \mathbf{u}, t) = \|\mathbf{q}^u - \mathbf{q}^*\|^2 + \|\mathbf{u}\|^2$ is intermediate cost, \mathbf{q}^u is the upper body joint variables. As for constraints, $\dot{\mathbf{x}}(t) = \mathbf{f}(\mathbf{x}(t), \mathbf{u}(t), t)$ is the whole body dynamics, \mathbf{g}_1 represents the set of equality constraints, \mathbf{g}_2 the set of inequality constraints consisting of joint limits, velocity limits, and unilaterality of the contact forces. Finally, we could get the whole body motion combining upper body reference trajectory and whole body dynamic feasibility to complete the given tasks.

Motion Library After learning task-orient motion skills, we constructed a motion library to host these primitives, which consists of attribute and functional descriptions of these actions, and the corresponding learning-based whole-body policies. Then, the LLM can reason the attribute-function descriptions to create sequences of actions to be executed based on different tasks and generate a task graph to invoke the execution of each node without additional training or demonstration.

3.3 Humanoid Robot Task Planning with grounded language models

Migrating foundation models from a fixed robotic arm to a humanoid robot with a floating base presents numerous issues and challenges. The addition of robotic components not only imposes complex dynamic constraints, making it difficult to coordinate and control various parts. It also requires addressing the potential for different manipulation modes inherent in human-like structures, as well as the increased DoF for spatial mobility by the addition of wheels and legs. Due to the construction of our motion library, the usage of the LLM for planning no longer requires additional considerations for constraints such as self-collision or self-posture balance maintenance. This allows more focus on the decomposition of given tasks, and the selection of the robot’s morphology.

Humanoid Motion Morphology Selection Humans utilize common sense and learned experiences to extract the affordances of objects they manipulate and select appropriate movement based on the estimation of geometric constraints of the environment. Inspired by this, we leverage VLM to

implement similar functionalities in robots. First, we include descriptions of the robot’s structure and functions, and the robot’s achievable range of motion in the prompts \mathbf{p}_V . While determining the morphology for a manipulation task T_m , the robot utilizes 2D and depth images from its head camera. Object detection and pose estimation algorithms [76, 77] are invoked to acquire the position and orientation of the target object $\mathbf{v}_c \in \mathbb{R}^6$, which is then transformed into the robot’s coordinate system $\mathbf{v}_R \in \mathbb{R}^6$. The VLM \mathcal{V} , based on the current task state \mathbf{s} , the scene’s 2D images $\mathbf{I}_{\text{scene}}^h$, and the target object’s 6D pose \mathbf{v}_R , generates the robot’s manipulation morphology \mathbf{x}_m for the task scenario. For locomotion tasks, the robot uses the depth information from its pelvis depth camera to generate the point cloud \mathbf{P}_c , which is down-sampled to create a voxel grid \mathbf{V}_g . This spatial information containing the current moving path together with the 2D image $\mathbf{I}_{\text{scene}}^p$ and the task state are finally fused to select the robot’s locomotion morphology \mathbf{x}_l using the VLM \mathcal{V} .

$$\mathbf{x}_m = \mathcal{V}(\mathbf{s}, \mathbf{I}_{\text{scene}}^h, \mathbf{v}_R, \mathbf{p}_V) \quad (3)$$

$$\mathbf{x}_l = \mathcal{V}(\mathbf{s}, \mathbf{I}_{\text{scene}}^p, \mathbf{V}_g, \mathbf{p}_V) \quad (4)$$

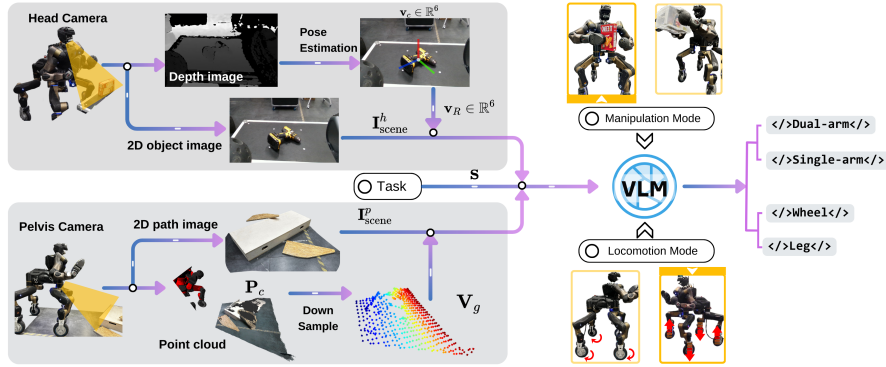


Figure 4: **Robotic Morphology Selector** extracts spatial geometric data and 2D observations from the physical environment upon receiving the language-conditioned task state and interacts with the VLM incorporating the grounded robot’s affordances, so as to provide the optimal motion morphology that meets the requirements of given task scenario during manipulation and locomotion process.

Zero-Shot Robot Behavior Planning To obtain the desired response from LLM, it is necessary to impose constraints on the input. In the user interface, we define three types of constraints. The basic prompt provides a description of task background and characteristics of the robot, as well as interpretation of the user command and the output format. The motion library offers a catalog of learned skills and their description. Function option module offers specifications of the added functions developed for humanoid robot and determines whether these predefined functions are invoked during planning. Such as, if the morphology selection is chosen, the LLM will incorporate the morphology selector based on the task scenario; otherwise, this function will not be considered (See the Appendix). This approach allows for systematic construction of prompts and modular addition of constraints, thereby enhancing the flexibility of planning. We utilize BehaviorTree (BT) [78] as an intermediate bridge to convert high-level instructions into executable low-level skill sequences. BT provides a hierarchical structure for guiding actions and making decisions for the robot, which is composed of nodes with different effects. With a pre-defined motion library, LLM can generate a task graph consisting of learned motions and BT nodes, build it in an XML file, which constructs the complete BT. Thus realizing the robot’s behavior planning with LLM by giving verbal instruction.

4 Experiment

We demonstrate HYPERmotion’s ability to learn, plan, and select behaviors for different tasks in both simulation and real-world experiments using objects that can be commonly found in daily life. Our robot is a centaur-like humanoid robot, supported by four legs with wheels. The robot has two arms with one claw gripper on its right arm. There are two depth cameras, one is on the head and another is in the pelvis position. We use Xbot [79] to achieve real-time communication between the underlying actuators and the control commands. We use Isaac Gym [80] as a training environment

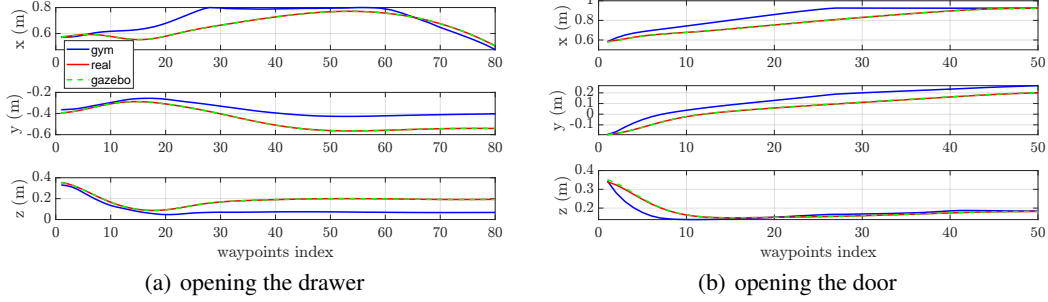


Figure 5: End effector position trajectory when executing different tasks in various environments and validate the planned whole-body motion using Gazebo [81]. We access the gpt-4o model as the LLM planner and the gpt-4v model as the VLM from OpenAI API [82].

We trained individual motion primitives based on everyday tasks, deploying these skills on the robot to verify their feasibility (Sec. 4.1). We tested the adaptability and versatility of morphology selector in various task scenarios (Sec. 4.2) and conducted further study to validate the behavioral planning capability and performance of our framework in response to open-ended instructions (Sec. 4.3).

4.1 Whole-body Trajectory Learning

We pick two representative motions and compare the trajectories in Isaac Gym, Gazebo and the real world, respectively, as illustrated in Fig. 5, using the end effector position trajectories as an example. In the drawer opening task, the end effector first approaches the drawer handle and then pulls it out, demonstrating an initial increase followed by a decrease in the x-axis distance. In the door opening task, the end effector reaches the door handle and pushes it down. Self-collision is not considered during the training period because we still need to account for collisions between the upper body and legs, causing the arm to reach the target point at a faster speed. Instead, the whole-body planner projects the trajectories within constraints to avoid self-collision of the entire body. The trajectories from training are effectively tracked, with smoother results achieved after applying the whole-body controller as a filter. This indicates the successful deployment of our methods on the real robot.

4.2 Morphology Selection Towards Different Scenarios

We investigated whether a VLM can zero-shot determine robot’s morphology based on task scenarios. We picked ten scenarios each for manipulation and locomotion in both simulation and real-world environments (See the Appendix). We compared the success rate of the VLM’s morphology selection using 2D image input only versus image combined with spatial geometric as input. Each scenario was tested 10 times under both inputs, as shown in Fig. 6. We found the morphology selector effectively chooses the optimal mode for everyday object manipulation and mobile environment with a high average success rate. Compared to solely image input, adding spatial information improves the selector’s accuracy, particularly in determining locomotion modes and adapting to complex scenarios (paths with obstacles of varying types and heights), thus leveraging the robot’s affordances and leading to robust execution.

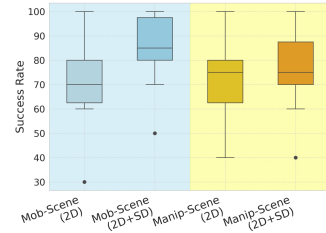


Figure 6: Success rate of the morphology selector for different scenarios. "2D" and "SD" are image and Spatial Data inputs.

4.3 Loco-manipulation Tasks with Language Model Planner

Tasks with human instructions We validate the ability of LLM to plan motion primitives for different loco-manipulation tasks, as well as the effect of the modular user input designed for humanoid robots regarding reasoning and planning. Experiments were conducted on tasks requiring a combination of perceptions and actions. We recorded the success rate and the impact of different errors of 4 representative tasks and provided quantitative evaluations in Fig.8. The results show the LLM based planner can effectively plan semantic instructions based on learned skills and guide the robot to complete a variety of tasks according to the action sequences, achieving a desired success rate

References

- [1] Tesla. Optimus - gen 2, Dec. 2024. URL <https://www.youtube.com/watch?v=cpraXaw7dyc>.
- [2] F. AI. Figure status update - openai speech-to-speech reasoning, Mar. 2024. URL <https://www.youtube.com/watch?v=Sq1QZB5baNw>.
- [3] O. Kroemer, S. Niekum, and G. Konidaris. A review of robot learning for manipulation: Challenges, representations, and algorithms. *Journal of Machine Learning Research*, 22(30): 1–82, 2021. URL <http://jmlr.org/papers/v22/19-804.html>.
- [4] H. Zhang, G. Solak, G. J. G. Lahr, and A. Ajoudani. Srl-vic: A variable stiffness-based safe reinforcement learning for contact-rich robotic tasks. *IEEE Robotics and Automation Letters*, 9(6):5631–5638, 2024. doi:10.1109/LRA.2024.3396368.
- [5] Y. Ma, F. Farshidian, T. Miki, J. Lee, and M. Hutter. Combining learning-based locomotion policy with model-based manipulation for legged mobile manipulators. *IEEE Robotics and Automation Letters*, 7(2):2377–2384, 2022. doi:10.1109/LRA.2022.3143567.
- [6] Q. Zhang, P. Cui, D. Yan, J. Sun, Y. Duan, A. Zhang, and R. Xu. Whole-body humanoid robot locomotion with human reference, 2024.
- [7] Z. Zhuang, Z. Fu, J. Wang, C. Atkeson, S. Schwertfeger, C. Finn, and H. Zhao. Robot parkour learning, 2023.
- [8] D. Hoeller, N. Rudin, D. Sako, and M. Hutter. Anymal parkour: Learning agile navigation for quadrupedal robots. *Science Robotics*, 9(88):eadi7566, 2024. doi:10.1126/scirobotics.adi7566. URL <https://www.science.org/doi/abs/10.1126/scirobotics.adi7566>.
- [9] X. Cheng, K. Shi, A. Agarwal, and D. Pathak. Extreme parkour with legged robots, 2023.
- [10] J. Liang, W. Huang, F. Xia, P. Xu, K. Hausman, B. Ichter, P. Florence, and A. Zeng. Code as policies: Language model programs for embodied control, 2023.
- [11] A. Z. Ren, A. Dixit, A. Bodrova, S. Singh, S. Tu, N. Brown, P. Xu, L. Takayama, F. Xia, J. Varley, Z. Xu, D. Sadigh, A. Zeng, and A. Majumdar. Robots that ask for help: Uncertainty alignment for large language model planners. In *7th Annual Conference on Robot Learning*, 2023. URL <https://openreview.net/forum?id=4ZK80DNyFXx>.
- [12] brian ichter, A. Brohan, Y. Chebotar, C. Finn, K. Hausman, A. Herzog, D. Ho, J. Ibarz, A. Irpan, E. Jang, R. Julian, D. Kalashnikov, S. Levine, Y. Lu, C. Parada, K. Rao, P. Sermanet, A. T. Toshev, V. Vanhoucke, F. Xia, T. Xiao, P. Xu, M. Yan, N. Brown, M. Ahn, O. Cortes, N. Sievers, C. Tan, S. Xu, D. Reyes, J. Rettinghouse, J. Quiambao, P. Pastor, L. Luu, K.-H. Lee, Y. Kuang, S. Jesmonth, K. Jeffrey, R. J. Ruano, J. Hsu, K. Gopalakrishnan, B. David, A. Zeng, and C. K. Fu. Do as i can, not as i say: Grounding language in robotic affordances. In *6th Annual Conference on Robot Learning*, 2022. URL https://openreview.net/forum?id=bdHkMjBJG_w.
- [13] K. Kawaharazuka, T. Matsushima, A. Gambardella, J. Guo, C. Paxton, and A. Zeng. Real-world robot applications of foundation models: A review, 2024.
- [14] W. Huang, P. Abbeel, D. Pathak, and I. Mordatch. Language models as zero-shot planners: Extracting actionable knowledge for embodied agents, 2022.
- [15] M. G. Arenas, T. Xiao, S. Singh, V. Jain, A. Z. Ren, Q. Vuong, J. Varley, A. Herzog, I. Leal, S. Kirmani, D. Sadigh, V. Sindhvani, K. Rao, J. Liang, and A. Zeng. How to prompt your robot: A promptbook for manipulation skills with code as policies. In *2nd Workshop on Language and Robot Learning: Language as Grounding*, 2023. URL <https://openreview.net/forum?id=T8AiZj1QdN>.

- [16] S. Zhang, P. Wicke, L. K. Şenel, L. Figueredo, A. Naceri, S. Haddadin, B. Plank, and H. Schütze. Lohoravens: A long-horizon language-conditioned benchmark for robotic tabletop manipulation, 2023.
- [17] I. Singh, V. Blukis, A. Mousavian, A. Goyal, D. Xu, J. Tremblay, D. Fox, J. Thomason, and A. Garg. Progprompt: Generating situated robot task plans using large language models. In *Workshop on Language and Robotics at CoRL 2022*, 2022. URL https://openreview.net/forum?id=3K4-U_5cRw.
- [18] S. Han, I. Shenfeld, A. Srivastava, Y. Kim, and P. Agrawal. Value augmented sampling for language model alignment and personalization, 2024.
- [19] W. Yu, N. Gileadi, C. Fu, S. Kirmani, K.-H. Lee, M. G. Arenas, H.-T. L. Chiang, T. Erez, L. Hasenclever, J. Humplik, brian ichter, T. Xiao, P. Xu, A. Zeng, T. Zhang, N. Heess, D. Sadigh, J. Tan, Y. Tassa, and F. Xia. Language to rewards for robotic skill synthesis. In *7th Annual Conference on Robot Learning*, 2023. URL <https://openreview.net/forum?id=SgTPdyehXMA>.
- [20] Y. Tang, W. Yu, J. Tan, H. Zen, A. Faust, and T. Harada. Saytap: Language to quadrupedal locomotion. In *7th Annual Conference on Robot Learning*, 2023. URL <https://openreview.net/forum?id=7TYe02XVqI>.
- [21] L. Zha, Y. Cui, L.-H. Lin, M. Kwon, M. G. Arenas, A. Zeng, F. Xia, and D. Sadigh. Distilling and retrieving generalizable knowledge for robot manipulation via language corrections, 2024.
- [22] S. Belkhale, T. Ding, T. Xiao, P. Sermanet, Q. Vuong, J. Tompson, Y. Chebotar, D. Dwibedi, and D. Sadigh. Rt-h: Action hierarchies using language, 2024.
- [23] Y.-J. Wang, B. Zhang, J. Chen, and K. Sreenath. Prompt a robot to walk with large language models. *arXiv preprint arXiv:2309.09969*, 2023.
- [24] L. X. Shi, Z. Hu, T. Z. Zhao, A. Sharma, K. Pertsch, J. Luo, S. Levine, and C. Finn. Yell at your robot: Improving on-the-fly from language corrections, 2024.
- [25] A. Brohan, N. Brown, J. Carbajal, Y. Chebotar, J. Dabis, C. Finn, K. Gopalakrishnan, K. Hausman, A. Herzog, J. Hsu, J. Ibarz, B. Ichter, A. Irpan, T. Jackson, S. Jesmonth, N. J. Joshi, R. Julian, D. Kalashnikov, Y. Kuang, I. Leal, K.-H. Lee, S. Levine, Y. Lu, U. Malla, D. Manjunath, I. Mordatch, O. Nachum, C. Parada, J. Peralta, E. Perez, K. Pertsch, J. Quiambao, K. Rao, M. Ryoo, G. Salazar, P. Sanketi, K. Sayed, J. Singh, S. Sontakke, A. Stone, C. Tan, H. Tran, V. Vanhoucke, S. Vega, Q. Vuong, F. Xia, T. Xiao, P. Xu, S. Xu, T. Yu, and B. Zitkovich. Rt-1: Robotics transformer for real-world control at scale, 2023.
- [26] B. Zitkovich, T. Yu, S. Xu, P. Xu, T. Xiao, F. Xia, J. Wu, P. Wohlhart, S. Welker, A. Wahid, Q. Vuong, V. Vanhoucke, H. Tran, R. Soricut, A. Singh, J. Singh, P. Sermanet, P. R. Sanketi, G. Salazar, M. S. Ryoo, K. Reymann, K. Rao, K. Pertsch, I. Mordatch, H. Michalewski, Y. Lu, S. Levine, L. Lee, T.-W. E. Lee, I. Leal, Y. Kuang, D. Kalashnikov, R. Julian, N. J. Joshi, A. Irpan, brian ichter, J. Hsu, A. Herzog, K. Hausman, K. Gopalakrishnan, C. Fu, P. Florence, C. Finn, K. A. Dubey, D. Driess, T. Ding, K. M. Choromanski, X. Chen, Y. Chebotar, J. Carbajal, N. Brown, A. Brohan, M. G. Arenas, and K. Han. RT-2: Vision-language-action models transfer web knowledge to robotic control. In *7th Annual Conference on Robot Learning*, 2023. URL <https://openreview.net/forum?id=XMQgwiJ7KSX>.
- [27] S. Saxena, M. Sharma, and O. Kroemer. Multi-resolution sensing for real-time control with vision-language models. In *7th Annual Conference on Robot Learning*, 2023. URL <https://openreview.net/forum?id=WuBv9-IGDUA>.
- [28] L.-H. Lin, Y. Cui, Y. Hao, F. Xia, and D. Sadigh. Gesture-informed robot assistance via foundation models. In *7th Annual Conference on Robot Learning*, 2023. URL <https://openreview.net/forum?id=Ffn8Z4Q-zU>.

- [29] Z. Liu, A. Bahety, and S. Song. REFLECT: Summarizing robot experiences for failure explanation and correction. In *7th Annual Conference on Robot Learning*, 2023. URL https://openreview.net/forum?id=8yTS_nAILxt.
- [30] D. Driess, F. Xia, M. S. M. Sajjadi, C. Lynch, A. Chowdhery, B. Ichter, A. Wahid, J. Tompson, Q. Vuong, T. Yu, W. Huang, Y. Chebotar, P. Sermanet, D. Duckworth, S. Levine, V. Vanhoucke, K. Hausman, M. Toussaint, K. Greff, A. Zeng, I. Mordatch, and P. Florence. Palm-e: An embodied multimodal language model, 2023.
- [31] A. Stone, T. Xiao, Y. Lu, K. Gopalakrishnan, K.-H. Lee, Q. Vuong, P. Wohlhart, S. Kirmani, B. Zitkovich, F. Xia, C. Finn, and K. Hausman. Open-world object manipulation using pre-trained vision-language models. In *7th Annual Conference on Robot Learning*, 2023. URL <https://openreview.net/forum?id=9al6taqfTzr>.
- [32] J. Zhang, J. Zhang, K. Pertsch, Z. Liu, X. Ren, M. Chang, S.-H. Sun, and J. J. Lim. Bootstrap your own skills: Learning to solve new tasks with large language model guidance. In *7th Annual Conference on Robot Learning*, 2023. URL <https://openreview.net/forum?id=aOmFRgadG0>.
- [33] W. Huang, F. Xia, T. Xiao, H. Chan, J. Liang, P. Florence, A. Zeng, J. Tompson, I. Mordatch, Y. Chebotar, P. Sermanet, T. Jackson, N. Brown, L. Luu, S. Levine, K. Hausman, and brian ichter. Inner monologue: Embodied reasoning through planning with language models. In *6th Annual Conference on Robot Learning*, 2022. URL <https://openreview.net/forum?id=3R3Pz5i0tye>.
- [34] W. Shen, G. Yang, A. Yu, J. Wong, L. P. Kaelbling, and P. Isola. Distilled feature fields enable few-shot language-guided manipulation. In *7th Annual Conference on Robot Learning*, 2023. URL https://openreview.net/forum?id=Rb0nGIIt_kh5.
- [35] W. Huang, C. Wang, R. Zhang, Y. Li, J. Wu, and L. Fei-Fei. Voxposer: Composable 3d value maps for robotic manipulation with language models. In *7th Annual Conference on Robot Learning*, 2023. URL https://openreview.net/forum?id=9_8LF30m0C.
- [36] A. Rashid, S. Sharma, C. M. Kim, J. Kerr, L. Y. Chen, A. Kanazawa, and K. Goldberg. Language embedded radiance fields for zero-shot task-oriented grasping. In *7th Annual Conference on Robot Learning*, 2023. URL <https://openreview.net/forum?id=k-Fg8JDQmc>.
- [37] B. Chen, Z. Xu, S. Kirmani, B. Ichter, D. Driess, P. Florence, D. Sadigh, L. Guibas, and F. Xia. Spatialvlm: Endowing vision-language models with spatial reasoning capabilities, 2024.
- [38] Y. Guo, Y.-J. Wang, L. Zha, Z. Jiang, and J. Chen. Doremi: Grounding language model by detecting and recovering from plan-execution misalignment, 2023.
- [39] Y. Wang, X. Zhou, F. Chen, T.-H. Wang, Y. Wang, K. Fragkiadaki, Z. Erickson, D. Held, and C. Gan. Robogen: Towards unleashing infinite data for automated robot learning via generative simulation. In *arXiv (2311.01455)*, 2023.
- [40] B. Dynamics. Atlas® and beyond: the world’s most dynamic robots, 2024. URL <https://bostondynamics.com/atlas/>.
- [41] U. Robotics. Unitree introducing unitree g1 humanoid agent ai avatar price from 16k, May 2024. URL <https://www.youtube.com/watch?v=GzX1qOI01bE&t=1s>.
- [42] A. Robotics. Meet digit, a mobile manipulation robot. URL <https://agilityrobotics.com/products/digit>.
- [43] I. Radosavovic, T. Xiao, B. Zhang, T. Darrell, J. Malik, and K. Sreenath. Real-world humanoid locomotion with reinforcement learning. *Science Robotics*, 9(89):eadi9579, 2024.

- [44] B. van Marum, A. Shrestha, H. Duan, P. Dugar, J. Dao, and A. Fern. Revisiting reward design and evaluation for robust humanoid standing and walking, 2024.
- [45] Z. Wang, W. Wei, R. Yu, J. Wu, and Q. Zhu. Toward understanding key estimation in learning robust humanoid locomotion, 2024.
- [46] G. Zambella, R. Schuller, G. Mesesan, A. Bicchi, C. Ott, and J. Lee. Agile and dynamic standing-up control for humanoids using 3d divergent component of motion in multi-contact scenario. *IEEE Robotics and Automation Letters*, 8(9):5624–5631, 2023. doi:10.1109/LRA.2023.3297060.
- [47] Z. Li, X. B. Peng, P. Abbeel, S. Levine, G. Berseth, and K. Sreenath. Reinforcement learning for versatile, dynamic, and robust bipedal locomotion control, 2024.
- [48] X. Gu, Y.-J. Wang, and J. Chen. Humanoid-gym: Reinforcement learning for humanoid robot with zero-shot sim2real transfer, 2024.
- [49] C. Sferrazza, D.-M. Huang, X. Lin, Y. Lee, and P. Abbeel. Humanoidbench: Simulated humanoid benchmark for whole-body locomotion and manipulation, 2024.
- [50] I. Dadiotis, A. Laurenzi, and N. Tsagarakis. Whole-body mpc for highly redundant legged manipulators: Experimental evaluation with a 37 dof dual-arm quadruped. In *2023 IEEE-RAS 22nd International Conference on Humanoid Robots (Humanoids)*, pages 1–8, 2023. doi:10.1109/Humanoids57100.2023.10375215.
- [51] Q. Zhang, P. Cui, D. Yan, J. Sun, Y. Duan, A. Zhang, and R. Xu. Whole-body humanoid robot locomotion with human reference, 2024.
- [52] J. Dao, H. Duan, and A. Fern. Sim-to-real learning for humanoid box loco-manipulation, 2023.
- [53] M. H. Yeganegi, M. Khadiv, A. D. Prete, S. A. A. Moosavian, and L. Righetti. Robust walking based on mpc with viability guarantees. *IEEE Transactions on Robotics*, 38(4):2389–2404, 2022. doi:10.1109/TRO.2021.3127388.
- [54] T. He, Z. Luo, W. Xiao, C. Zhang, K. Kitani, C. Liu, and G. Shi. Learning human-to-humanoid real-time whole-body teleoperation, 2024.
- [55] X. Cheng, Y. Ji, J. Chen, R. Yang, G. Yang, and X. Wang. Expressive whole-body control for humanoid robots, 2024.
- [56] C. Wang, L. Fan, J. Sun, R. Zhang, L. Fei-Fei, D. Xu, Y. Zhu, and A. Anandkumar. Mimicplay: Long-horizon imitation learning by watching human play. In *7th Annual Conference on Robot Learning*, 2023. URL <https://openreview.net/forum?id=hRZ1YjDZmTo>.
- [57] D. Driess, J.-S. Ha, R. Tedrake, and M. Toussaint. Learning geometric reasoning and control for long-horizon tasks from visual input. In *2021 IEEE international conference on robotics and automation (ICRA)*, pages 14298–14305. IEEE, 2021.
- [58] Z. Fu, T. Z. Zhao, and C. Finn. Mobile aloha: Learning bimanual mobile manipulation with low-cost whole-body teleoperation, 2024.
- [59] J. Grannen, Y. Wu, B. Vu, and D. Sadigh. Stabilize to act: Learning to coordinate for bimanual manipulation. In *7th Annual Conference on Robot Learning*, 2023. URL <https://openreview.net/forum?id=86aMPJn6hX9F>.
- [60] N. Rudin, D. Hoeller, P. Reist, and M. Hutter. Learning to walk in minutes using massively parallel deep reinforcement learning. In *Proceedings of the 5th Conference on Robot Learning*, volume 164 of *Proceedings of Machine Learning Research*, pages 91–100. PMLR, 08–11 Nov 2022. URL <https://proceedings.mlr.press/v164/rudin22a.html>.

- [61] S. Chen, B. Zhang, M. W. Mueller, A. Rai, and K. Sreenath. Learning torque control for quadrupedal locomotion. In *2023 IEEE-RAS 22nd International Conference on Humanoid Robots (Humanoids)*, pages 1–8, 2023. doi:10.1109/Humanoids57100.2023.10375154.
- [62] T. Haarnoja, S. Ha, A. Zhou, J. Tan, G. Tucker, and S. Levine. Learning to walk via deep reinforcement learning, 2019.
- [63] J. Lee, J. Hwangbo, L. Wellhausen, V. Koltun, and M. Hutter. Learning quadrupedal locomotion over challenging terrain. *Science Robotics*, 5(47):eabc5986, 2020. doi:10.1126/scirobotics.abc5986. URL <https://www.science.org/doi/abs/10.1126/scirobotics.abc5986>.
- [64] J. Hwangbo, J. Lee, A. Dosovitskiy, D. Bellicoso, V. Tsounis, V. Koltun, and M. Hutter. Learning agile and dynamic motor skills for legged robots. *Science Robotics*, 4(26):eaau5872, 2019. doi:10.1126/scirobotics.aau5872. URL <https://www.science.org/doi/abs/10.1126/scirobotics.aau5872>.
- [65] V. R. Desaraju, A. Spitzer, and N. Michael. Experience-driven predictive control with robust constraint satisfaction under time-varying state uncertainty. In *Robotics: Science and Systems*, 2017.
- [66] C. D. McKinnon and A. P. Schoellig. Learn fast, forget slow: Safe predictive learning control for systems with unknown and changing dynamics performing repetitive tasks. *IEEE Robotics and Automation Letters*, 4(2):2180–2187, 2019. doi:10.1109/LRA.2019.2901638.
- [67] A. Marco, P. Hennig, J. Bohg, S. Schaal, and S. Trimpe. Automatic lqr tuning based on gaussian process global optimization. In *2016 IEEE International Conference on Robotics and Automation (ICRA)*, pages 270–277, 2016. doi:10.1109/ICRA.2016.7487144.
- [68] R. Dai, W. Liu, Z. Bing, and A. Knoll. Variable weight model predictive contour control for autonomous tracking based on reinforcement learning and nonlinear disturbance observer. In *2023 IEEE 26th International Conference on Intelligent Transportation Systems (ITSC)*, pages 1563–1569, 2023. doi:10.1109/ITSC57777.2023.10422496.
- [69] C. Finn, S. Levine, and P. Abbeel. Guided cost learning: Deep inverse optimal control via policy optimization. In M. F. Balcan and K. Q. Weinberger, editors, *Proceedings of The 33rd International Conference on Machine Learning*, volume 48 of *Proceedings of Machine Learning Research*, pages 49–58, New York, New York, USA, 20–22 Jun 2016. PMLR. URL <https://proceedings.mlr.press/v48/finn16.html>.
- [70] K. P. Wabersich and M. N. Zeilinger. Safe exploration of nonlinear dynamical systems: A predictive safety filter for reinforcement learning. *arXiv preprint arXiv:1812.05506*, 2018.
- [71] K. P. Wabersich, L. Hewing, A. Carron, and M. N. Zeilinger. Probabilistic model predictive safety certification for learning-based control. *IEEE Transactions on Automatic Control*, 67(1):176–188, 2022. doi:10.1109/TAC.2021.3049335.
- [72] L. Hewing, K. P. Wabersich, M. Menner, and M. N. Zeilinger. Learning-based model predictive control: Toward safe learning in control. *Annual Review of Control, Robotics, and Autonomous Systems*, 3(Volume 3, 2020):269–296, 2020. ISSN 2573-5144. doi:<https://doi.org/10.1146/annurev-control-090419-075625>. URL <https://www.annualreviews.org/content/journals/10.1146/annurev-control-090419-075625>.
- [73] I. Dadiotis, A. Laurenzi, and N. Tsagarakis. Whole-body mpc for highly redundant legged manipulators: Experimental evaluation with a 37 dof dual-arm quadruped. In *2023 IEEE-RAS 22nd International Conference on Humanoid Robots (Humanoids)*, pages 1–8, 2023. doi:10.1109/Humanoids57100.2023.10375215.

- [2] J. Schulman, F. Wolski, P. Dhariwal, A. Radford, and O. Klimov. Proximal policy optimization algorithms, 2017.
- [75] F. Ruscelli, A. Laurenzi, N. G. Tsagarakis, and E. Mingo Hoffman. Horizon: A trajectory optimization framework for robotic systems. *Frontiers in Robotics and AI*, 9:899025, 2022.
- [76] B. Wen, W. Yang, J. Kautz, and S. Birchfield. Foundationpose: Unified 6d pose estimation and tracking of novel objects, 2024.
- [77] J. Tremblay, T. To, B. Sundaralingam, Y. Xiang, D. Fox, and S. Birchfield. Deep object pose estimation for semantic robotic grasping of household objects. In *Conference on Robot Learning (CoRL)*, 2018. URL <https://arxiv.org/abs/1809.10790>.
- [78] M. Colledanchise and P. Ögren. *Behavior trees in robotics and AI: An introduction*. CRC Press, 2018.
- [79] A. Laurenzi, D. Antonucci, N. G. Tsagarakis, and L. Muratore. The xbot2 real-time middleware for robotics. *Robotics and Autonomous Systems*, 163:104379, 2023. ISSN 0921-8890. doi:<https://doi.org/10.1016/j.robot.2023.104379>. URL <https://www.sciencedirect.com/science/article/pii/S0921889023000180>.
- [80] V. Makoviychuk, L. Wawrzyniak, Y. Guo, M. Lu, K. Storey, M. Macklin, D. Hoeller, N. Rudin, A. Allshire, A. Handa, and G. State. Isaac gym: High performance gpu-based physics simulation for robot learning, 2021.
- [81] N. Koenig and A. Howard. Design and use paradigms for gazebo, an open-source multi-robot simulator. In *2004 IEEE/RSJ International Conference on Intelligent Robots and Systems (IROS) (IEEE Cat. No.04CH37566)*, volume 3, pages 2149–2154 vol.3, 2004. doi:[10.1109/IROS.2004.1389727](https://doi.org/10.1109/IROS.2004.1389727).
- [82] J. Achiam, S. Adler, S. Agarwal, L. Ahmad, I. Akkaya, F. L. Aleman, D. Almeida, J. Altenschmidt, S. Altman, S. Anadkat, et al. Gpt-4 technical report. *arXiv preprint arXiv:2303.08774*, 2023.

Appendix

A1 Robot System Setup

A1.1 Robot hardware

Our robot is a centaur-like robot platform. The upper body of the robot is humanoid in design and is similar in size to the average human to adapt to both dual-arm and single-arm manipulation. The robot’s mobility relies on its quadrupedal lower body and maintains whole-body balance to cope with a variety of terrain conditions and perform loco-manipulation tasks. Moreover, to improve the robot’s mobility on flat ground, wheel modules are integrated underneath each leg and can control the direction and steering of the wheels.

The robot’s whole body consists of 38 actuatable joints. The robot’s torso is mounted on the pelvis of the lower body via yaw joints, allowing the upper body to rotate in the transverse plane. Each arm of the robot includes 6 DoF, where the right hand gripper contains one extra DoF that controls its opening and closing. The robot’s legs are designed to provide an omni-directional wheeled motion and articulated legged locomotion, with each leg containing six degrees of freedom, allowing for positioning, orientation, and rotation of the wheeled-leg module.

The perception system of the robot consists of two on-board RealSense Depth Camera D435i, one located in the robot’s head and the other in the robot’s pelvis, which are used to provide 2D images and depth information of the surrounding environment and objects. The complete computing system consists of two on-board computing units (ZOTAC-EN1070K PC, COM Express conga-TS170) for system communication and real-time robot control and an external pilot PC (Inter Core i9-13900HX CPU @3.90GHz, NVIDIA GeForce RTX 4090) for task planning and sensory data processing as well as a user interface.

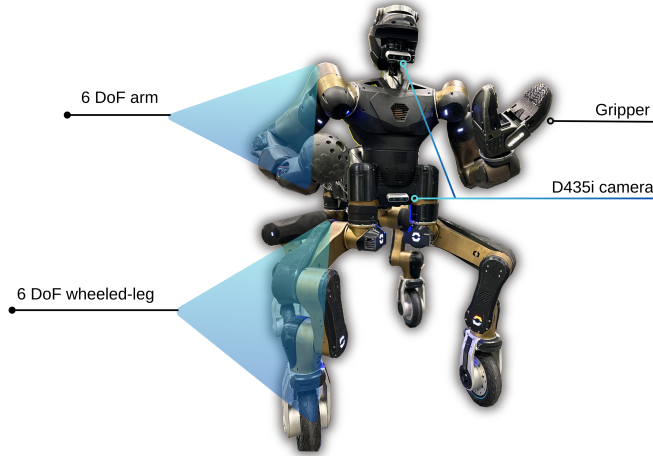


Figure A1: Robot hardware setup

A1.2 Robot software

We use XBotCore, a cross-platform, real-time, open-source software designed for interfacing with low-level hardware components of robots. This innovative tool enables effortless programming and management of various robotic systems by offering a standardized interface that conceals the intricacies of the hardware. Additionally, a proprietary CartesI/O motion controller [1] handles higher-order motion instructions. It is capable of managing multiple responsibilities and restrictions, prioritized according to the demands of specific situations. Through solving a series of quadratic programming (QP) challenges, each linked to a unique priority tier, the controller ensures optimal performance across all preceding priority stages.

A2 Details of Robot Learning

We utilize Proximal Policy Optimization (PPO) [2] for training our tasks, employing a multi-layer perceptron within an actor-critic framework. The network architecture for the drawer opening, door opening, and dual-arm picking tasks consists of layers with [256, 128, 64] units while the picking task uses layers with [256, 128, 64] units. The activation function applied across all tasks is ELU. Below, we detail the observations, task-specific rewards (r_{task}), and reward parameters for each task.

A2.1 drawer opening

First, we define the frame of the drawer handle. The x-axis of the handle points towards the robot, while the z-axis points upwards. The handle’s inward direction is aligned negatively along the x-axis, and the upward direction is consistent with the z-axis. The task reward is defined as

$$r_{task} = \alpha_7 r_{around} + l_{drawer} * r_{around} + l_{drawer} \quad (A1)$$

where $r_{around} = 0.5$ when the gripper’s top link is above the handle’s position and the bottom link is below the handle’s position, otherwise $r_{around} = 0$. l_{drawer} represents the length by which the drawer has been pulled.

The observations and reward parameters for this task are listed in Tab. 1 and 2.

normalized upper body joints position	α_1	2.0
upper body joints velocity * 0.1	α_2	0.0
drawer pulled length	α_3	0.5
vector from gripper to drawer handle	α_4	7.5
	α_5	7.5
	α_6	0.01
	α_7	0.7
	β	0.04

Table 1: observations of drawer opening task

Table 2: reward parameters of drawer opening task

A2.2 door opening

The door handle has the same frame as the drawer handle. The task reward is defined as

$$r_{task} = \alpha_7 r_{around} + angle_{handle} * r_{around} + angle_{handle} + angle_{door} \quad (A2)$$

where r_{around} is the same setting as the drawer opening task and $angle_{handle}$ represents the angle by which the door handle has been pushed. $angle_{door}$ is the angle of the opened door.

The observations and reward parameters for this task are listed in Tab. 3 and 4.

base pose	α_1	2.0
right arm joints position	α_2	0.0
door handle pose	α_3	1.5
gripper pose	α_4	7.5
door handle angle	α_5	2.0
door opened angle	α_6	0.01
	α_7	0.125
	β	0.02

Table 3: observations

Table 4: parameters

A2.3 single arm picking

We define the object’s upward direction as aligning negatively along the x-axis, and the inward direction as aligning negatively along the z-axis. This orientation encourages the gripper to adopt a top-to-bottom pose, facilitating a proper grasp of the object. The task reward is defined as

$$r_{task} = \alpha_7 r_{around} + h \quad (A3)$$

where r_{around} is the same setting as the previous tasks with the corresponding object frame and $h = 1$ if the object is been picked up, otherwise $h = 0$.

The observations and reward parameters for this task are listed in Tab. 5 and 6.

base pose
right arm joints position
object pose
gripper pose

Table 5: observations

α_1	7.5
α_2	0.0
α_3	5.0
α_4	2.5
α_5	7.5
α_6	0.01
α_7	0.7
β	0.1

Table 6: parameters

A2.4 dual arm picking

In the dual arm picking task, the distance d_l and d_r represents the left end-effector and right end-effector to the left and right side of the object, respectively. The task reward is defined as

$$r_{task} = h \quad (A4)$$

where $h = 1$ if the object is been picked up, otherwise $h = 0$.

The observations and reward parameters for this task are listed in Tab. 7 and 8.

base pose
two arms joints position
object pose
left end-effector pose
right end-effector pose
vector from object left side to left end-effector
vector from object right side to right end-effector

Table 7: observations

α_1	2.0
α_2	2.0
α_3	0.0
α_4	0.0
α_5	7.5
α_6	0.01
α_7	0.0
β	0.0

Table 8: parameters

A3 Details of Whole-body Optimization

The trajectory optimization problem essentially constitutes a Nonlinear Programming (NLP) challenge characterized by a predetermined quantity of nodes and intervals. Its canonical formulation typically adheres to Eq.(A5)

$$\begin{cases} \min_{\mathbf{x}(\cdot), \mathbf{u}(\cdot)} \int_0^T L(\mathbf{x}(t), \mathbf{u}(t), t) dt \\ \text{s.t. } \dot{\mathbf{x}}(t) = \mathbf{f}(\mathbf{x}(t), \mathbf{u}(t), t) \\ \mathbf{g}_1(\mathbf{x}(t), \mathbf{u}(t), t) = 0 \\ \mathbf{g}_2(\mathbf{x}(t), \mathbf{u}(t), t) \leq 0 \end{cases} \quad (A5)$$

the standard formulation necessitates conversion into a discrete programming format . Subsequently, we discrete the state and input variable as the follow sets, N is the node number

$$\mathcal{X} = \begin{bmatrix} \mathbf{x}_1 \\ \vdots \\ \mathbf{x}_N \end{bmatrix}; \mathcal{U} = \begin{bmatrix} \mathbf{u}_1 \\ \vdots \\ \mathbf{u}_N \end{bmatrix} \quad (\text{A6})$$

then the general optimization form Eq.(A5) becomes Eq.(A7)

$$\begin{aligned} J &= \sum_{i=0}^N L_i(\mathbf{x}_i, \mathbf{u}_i) \\ \dot{\mathbf{x}}_i &= \mathbf{f}(\mathbf{x}_i, \mathbf{u}_i), i = 0, \dots, N \\ \mathbf{C}_{\min} &\leq \mathbf{C}(\mathbf{x}_i, \mathbf{u}_i) \leq \mathbf{C}_{\max}, i = 0, \dots, N \end{aligned} \quad (\text{A7})$$

where , $\mathbf{C}(\mathbf{x}_i, \mathbf{u}_i)$ is the discrete form of equality and inequality constrain, \mathbf{C}_{\min} is the lower limit, \mathbf{C}_{\max} is the upper limit. Specifically, in order to keep the trajectory feasible, we should shape the constrains as:

$$\begin{aligned} \mathbf{q}^0 &= \mathbf{q}_{\text{init}} \text{ initial position} \\ \mathbf{v}^0 &= 0 \text{ initial velocity} \\ \mathbf{q}_{\min}^k &\leq \mathbf{q}^k \leq \mathbf{q}_{\max}^k \text{ position bounds } \forall k \in [1, N-1] \\ \mathbf{v}_{\min}^k &\leq \mathbf{v}^k \leq \mathbf{v}_{\max}^k \text{ velocity bounds } \forall k \in [1, N-1] \\ \dot{\mathbf{v}}_{\min}^k &\leq \dot{\mathbf{v}}^k \leq \dot{\mathbf{v}}_{\max}^k \text{ acceleration bounds } \forall k \in [0, N-1] \\ \mathbf{f}_{c,i}^{z,k} \cdot \mathbf{n}_i &> 0, \left\| (\mathbf{f}_{c,i}^{x,k}, \mathbf{f}_{c,i}^{y,k}) \right\|_2 \leq \mu_i \left(\mathbf{f}_{c,i}^{z,k} \cdot \mathbf{n}_i \right) \text{ leg contact force bounds } \forall k \in [0, N-1] \end{aligned} \quad (\text{A8})$$

where $\mathbf{f}_{c,i} = [\mathbf{f}_{c,i}^x, \mathbf{f}_{c,i}^y, \mathbf{f}_{c,i}^z]$ is the i -th leg contact force. At the end of programming, its function of the whole body trajectory is to realize the motion learned from RL framework, we implement the cost as :

$$L_i(\mathbf{x}_i, \mathbf{u}_i) = \|\mathbf{q}_i^u - \mathbf{q}_i^*\|^2 + \|\mathbf{u}\|^2 \quad (\text{A9})$$

the term $\|\mathbf{q}_i^u - \mathbf{q}_i^*\|^2$ is for merging the gap between RL trajectory and actually feasible trajctroy, \mathbf{q}_i^u is the upper body trajectory from RL, \mathbf{q}_i^* is the upper body trajectory from whole body optimization, $\|\mathbf{u}\|^2$ for reduce the energy of the whole motion.

A4 Motion Library

We constructed a motion library to house the learned whole-body skills as well as the action and condition nodes used to construct the task graph. The motion library includes information about the skills fed to the LLM, as well as the control code corresponding to each skill. The following Fig. A2, A3 shows the action skills and nodes inside the motion library that LLM can choose to invoke to construct the task graph.

```

### Action Node ###

<HomingPose>: 'name'='homing_pose'; 'type'=general; 'label'=start the robot to a initial position;
'description'=control the robot to power up and back to the initial robot pose.

<FindObject>: 'name'='find_object'; 'type'=general; 'label'=look around for object;
'description'=control the robot to turn on the head camera, and rotates itself to find 'object' and
acquire its 3D position.

<MoveTarget>: 'name'='move_target'; 'type'=wheel; 'label'=approach to target with wheels;
'description'=control the robot to approach to the target location using wheel motion (require knowing
3D position of 'target').

<WalkTarget>: 'name'='walk_target'; 'type'=leg; 'label'=approach to target with legs;
'description'=control the robot to approach to the target location using leg motion (require knowing
3D position of 'target').

<ObjectDetect>: 'name'='object_detect'; 'type'=general; 'label'=object detection and pose estimation;
'description'=using the head camera to detect and estimate the position and pose of the
'target_object'.

<ObjectPlace>: 'name'='object_place'; 'type'=general; 'label'=place object to a target position;
'description'=control the robot to put the object to a target position. (require knowing 'target' 3D
position).

<OpenDoor>: 'name'='door_open'; 'type'=general; 'label'=open the door; 'description'=control the robot
to open the door. (require knowing 3D position of 'door').

<SinglePick>: 'name'='single_arm_pick'; 'type'=single_arm; 'label'=grasp object and pick it up;
'description'=control the robot to grasp the target object with right arm, and pick it up (require
knowing 'target_object' position and pose).

<DualPick>: 'name'='dual_arm_pick'; 'type'=dual_arm; 'label'=hold object with dual arms and pick it
up. 'description'=control the robot to hold the target object with dual arms, and pick it up (require
knowing 'target_object' position and pose).

<OpenDrawer>: 'name'='open_drawer'; 'type'=general; 'label'=open the drawer. 'description'=control the
robot to open the drawer. (require knowing 3D position of 'drawer').

```

Figure A2: Action nodes in the motion library, where the **blue nodes** are based on learned whole-body motion skills.

```

### Condition Node ###

<Distance>: 'name'='object_in_reach'; 'type'=general; 'label'=is object in reach;
'description'=measure the distance from the object to the robot. if it is larger than 80cm then return
to fail. (require knowing 'object' 3D position)

<WhetherSingleArm>: 'name'='whether_single_arm'; 'type'=general; 'label'=select robotic morphology
based on manipulation task; 'description'=apply VLM to reason whether to use a single arm or dual arm
to manipulate object, can be used to make decisions before picking actions.

<WhetherWheelMove>: 'name'='whether_wheel_move'; 'type'=general; 'label'=select robotic morphology
based on locomotion task; 'description'=apply VLM to reason whether to use wheel or leg to move, can
be used to make decisions before locomotion actions.

<IsActionSuccess>: 'name'='is_action_completed'; 'type'=general; 'label'=reason about the success of
the action; 'description'=apply VLM to reason whether the previous manipulation action is successful,
if not, repeat the action one time in behavior tree.

```

Figure A3: Condition nodes with different functions in the motion library.

A5 Motion Morphology Selection

In this section, we show the task scenarios used for the motion morphology selection experiments.

A5.1 Manipulation Scenarios

For the robot manipulation morphology selection experiments included six simulated and four real-world scenarios. We conducted ten morphology selections for each scenario, and before each trial, the positions and poses of the objects in the scenarios were reset. We applied the same prompts for all manipulation morphology selections, with the instructions for each scenario shown in Fig. A4.

A5.2 Locomotion Scenarios

The robot locomotion morphology selection experiments included six simulated and four real-world scenarios, as shown in Fig.A5. We conducted ten morphology selections for each scenario, and before each trial, the positions of the robot and obstacles in the scenarios were reset. We applied the same prompts for all locomotion morphology selections.






Figure A4: Task scenarios for manipulation morphology selection experiments.

1. Construction Site




2. Road




3. Parking



4. Bridge



5. Slope



6. Space Station




7. Laboratory



8. Wooden Board



9. Foam



10. Litter




Figure A5: Task scenarios for locomotion morphology selection experiments.

A5.3 VLM Prompts

The prompt words used for the motion morphology selector are shown in the figures, where the prompt words for manipulation morphology selector will be fed into the VLM along with the received textual task instructions from the Behavior Tree.

The motion morphology selector are packaged as one of the functions in 'User Input' module and it turned 'off' by default. When it needs to be invoked in task planning, it must be enable in 'Function Options' or specified to be set to 'on' when inputting the task instructions.

```
"Suppose you are a humanoid robot and you have two arms, the right arm has a claw gripper as the end-effector."
"You have two ways to manipulate object: single arm manipulation and dual arm manipulation."
"You have a camera on your head that can see the object and the environment."
"And you can choose the manipulation method based on the object and task instruction reasoning."
"When you are doing single arm manipulation, your claw jaw gripper can open up to 10cm."
"You only have the ability to use the jaws to pick up object, regardless of other skillful grasping methods"
"meaning that you cannot use single arm grasping if the size of the object exceeds the size of the jaw'opening and closing,"
"or if the object current pose is not capable for grasping with one hand."
"For example: if the given task is 'pick up the drill', and the image shows that a drill is on the desk."
"Then you will choose to use single arm manipulation, because the size of the drill in the image can be manipulated with single arm"
"Now you receive the image from the camera and the task below, please answer whether to use 'single arm' or 'dual arm' to do the manipulation."
"(Please answer with only 'single' or 'dual')"
```

Figure A6: Prompts used for Manipulation Morphology Selection.

```
"Suppose you are a robot and you have two ways to move: legs and wheels. "
"You have a depth camera that can obtained the 2D image and point cloud of the road in front you."

"Now you have to pass the road in front you and here is the 2D image of the road, and the down sampled point cloud "

"Please choose whether the road should be passed with legs or wheels."
"(Note that wheels are used when the road ahead is flat, or a slope, or the maximum height of the obstacles is lower than 5 cm."
"And legs should be used when there are obstacles or wooden planks 'maximum height higher than 5 cm'. )"
"Determine which type of movement the robot should use to pass through the roadway. "
"(Please answer with only 'leg' or 'wheel', and the data below is the point cloud)"
```

Figure A7: Prompts used for Locomotion Morphology Selection.

A6 User Input

The 'User Input' is the module that links the instructor to the language model and contains predefined prompts for initializing the language system environment and limiting the model output, as well as an interface for accepting task commands sent from the user side.

A6.1 Basic Prompts

Basic prompts provide a description of the task context and robot characteristics, as well as an explanation of user commands and output formatting requirements. As shown below:

```
###Basic Prompts###
"You are now a robot controller, please output a XML file for
constructing a behavior tree to control the robot under the
requirements and given task."
"The robot you control is a centaur like robot, with a humanoid
upper body and four legs, each leg has a wheel at the bottom."
"The robot has two arms, with a claw gripper on the right arm.
It can manipulate objects with two ways: single-arm manipulation
and dual-arm manipulation."
"The robot has two modes of movement: wheel motion and leg motion.
The robot default manipulation and locomotion modes are
'single arm' and 'wheel'."
"The robot has two depth cameras: one located on the head to view
objects, and one on the waist to view the road and terrain ahead."
```

A6.2 Function Options

We designed a number of functions for the robot and packaged them into condition nodes for selective invocation by the LLM during the planning of the task. These functions include: 'Manipulation Morphology Selector', 'Locomotion Morphology Selector', 'Failure Detection and Recovery'. We add the descriptions of these functions acting as 'Function Options' inside the 'User Input', and set all functions to 'off' state by default. When the instructor expects a function to be added during a task planning, it can be manually set to 'on' or include a declaration to use the function in the instruction.

```
###Function Options###
"The robot has the following functions, all of which are 'off' by
default."
"When a function is 'on', it need to be involved in planning for the
given task, and when it is 'off', it should not be used."
"Functions: "

"1. 'manipulation_mode_selector': this function allows the robot to
add the condition node <WhetherSingleArm> to the planning of
BehaviorTree, which is used to determine whether the current
manipulation task should use the 'single_arm' or 'dual_arm' type
of action."

"2. 'locomotion_mode_selector': this function allows the robot to add
the condition node <WhetherWheelMove> to the planning of the
behavior tree, which is used to determine whether the current
locomotion task should use the 'wheel' or 'leg' type of action."

"3. 'detection_recovery': this allows the robot to add the condition
node <IsActionSuccess>, which is used to determine whether the
previous action has been successfully completed and, if not, to
employ a recovery mechanism that repeat the action."
```

A6.3 User Interface

The user interface is responsible for accepting task commands from the instructor and combining them with pre-defined prompt for input to the LLM. The complete user input is as follows.

User Interface: hy-motion.github.io/prompt/user_input.ini

Motion Library: hy-motion.github.io/prompt/motion_library.ini

Basic Prompts: hy-motion.github.io/prompt/basic_prompt.ini

Function Options: hy-motion.github.io/prompt/Function_options.ini

A7 Task Planning with LLM

After receiving the prompts from 'User Input', the LLM output a hierarchical task graph that contains a series of nodes and actions for accomplishing the task. The task graph is saved in an .xml file and serves as a framework for constructing the Behavior Tree that guides the robot's actions. Below we show the detail of experiments in 'Tasks with human instructions' part of Sec. 4.3. For each task, we present the task graph generated by LLM, and the Behavior Tree constructed from it.

Input: Open the drawer and pick up the drill.

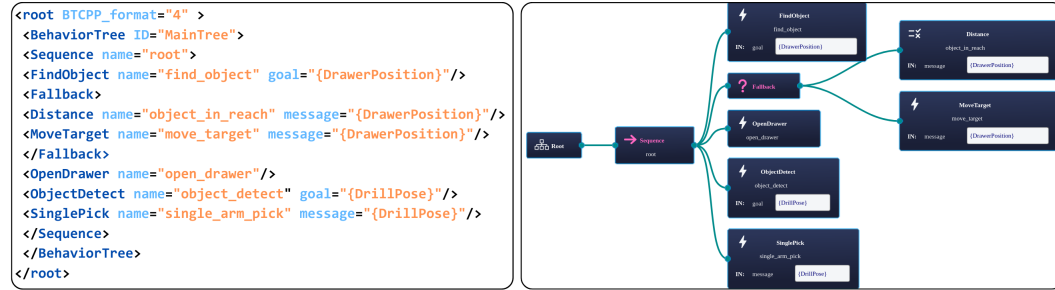


Figure A8: Task planning of 'Open drawer and pick object'.

Input: Find the door and open it.

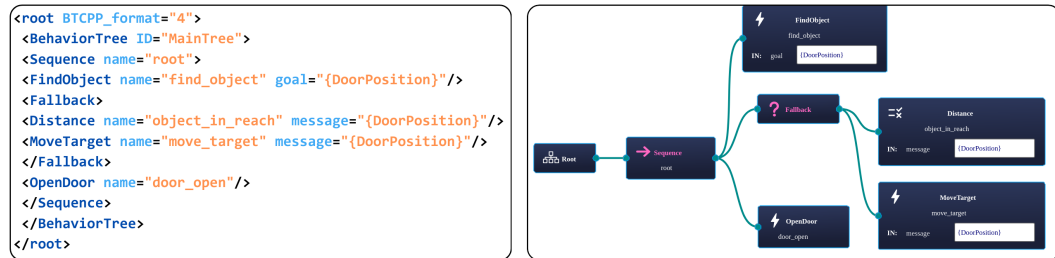


Figure A9: Task planning of 'Approach and open door'.

Input: Pick up the cracker and put it into the box.

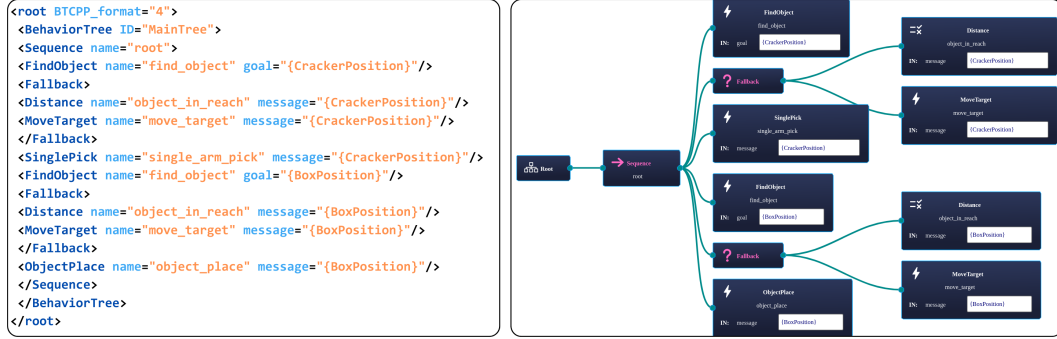


Figure A10: Task planning of 'Pick and place'.

Input: Pick up the box and put it on the table.
('manipulation_mode_selector' = on)

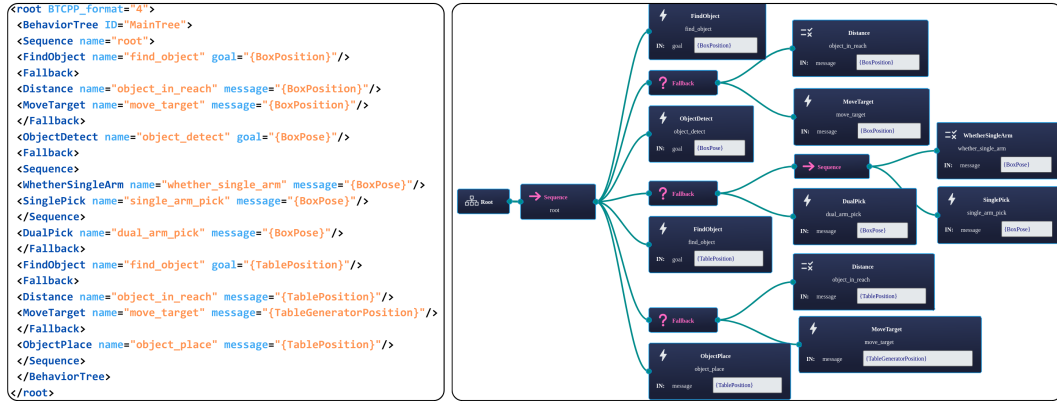


Figure A11: Task planning of 'Dual-arm pick place'.

A8 Long-horizon Task

Environment Setup

The AprilTag system [3], which incorporates a vision-driven algorithm, was used during the long-horizon task to identify the relative objects' location and direction of recognized tags. Within the actual environment, we employ AprilTags to gather task-specific observations. A single visual marker on the door allows for the determination of the door handle's relative position. The robot searches for the tag if it doesn't exit the camera's field of view (FOV). Additionally, AprilTags enable the identification of the drawer's relative positions.

We performed the long-horizon shown in Fig. 1. And the task graph for the long-horizon task generated by LLM can be found in Fig. 7. For the full video, please refer to <https://hy-motion.github.io/>

Appendix References

- [1] Laurenzi, Arturo and Hoffman, Enrico Mingo and Muratore, Luca and Tsagarakis, Nikos G, "Cartesi/o: A ROS based real-time capable cartesian control framework," in *2019 International Conference on Robotics and Automation (ICRA)*, pp. 591–596, 2019, IEEE.
- [2] Schulman, John and Wolski, Filip and Dhariwal, Prafulla and Radford, Alec and Klimov, Oleg, "Proximal Policy Optimization Algorithms," arXiv, 2017, arXiv:1707.06347 [cs.LG].
- [3] Olson, Edwin, "AprilTag: A robust and flexible visual fiducial system," in *2011 IEEE International Conference on Robotics and Automation*, pp. 3400–3407, 2011, IEEE.