

Hierarchical IoU Tracking based on Interval

Yunhao Du¹, Zhicheng Zhao^{1,2,3}, Fei Su^{1,2,3}

¹The school of Artificial Intelligence, Beijing University of Posts and Telecommunications

²Beijing Key Laboratory of Network System and Network Culture, China

³Key Laboratory of Interactive Technology and Experience System Ministry of Culture and Tourism, Beijing, China

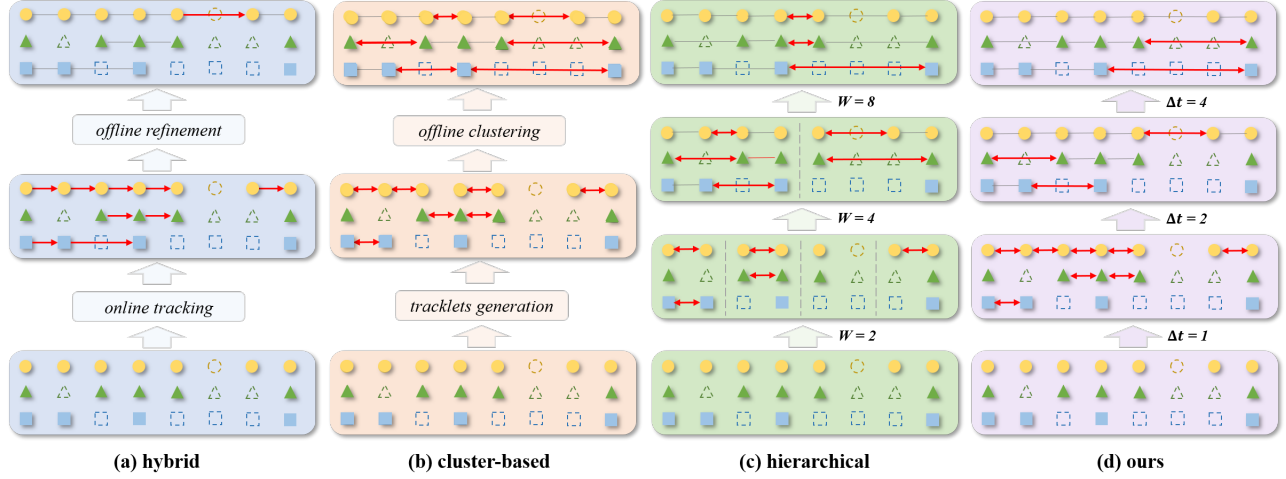


Figure 1: **The comparison among different offline tracking frameworks.** We construct a sequence with eight frames and three targets as example, where the dashed ones represent missing detections. (a) Current dominant hybrid methods first track targets in an online manner, and then refine trajectories with interpolation and global association. (b) Cluster-based methods first generate reliable tracklets and then model tracklet association as the graph partition problem for clustering. (c) Previous hierarchical solutions iteratively match neighboring tracklets with an increasing window size W . (d) Our framework also follows the hierarchical paradigm and gradually increases the maximum tracklet interval Δt to ensure the purity of results.

Abstract

Multi-Object Tracking (MOT) aims to detect and associate all targets of given classes across frames. Current dominant solutions, e.g. ByteTrack and StrongSORT++, follow the hybrid pipeline, which first accomplish most of the associations in an online manner, and then refine the results using offline tricks such as interpolation and global link. While this paradigm offers flexibility in application, the disjoint design between the two stages results in suboptimal performance. In this paper, we propose the **Hierarchical IoU Tracking** framework, dubbed **HIT**, which achieves unified hierarchical tracking by utilizing tracklet intervals as priors. To ensure the conciseness, only IoU is utilized for association, while discarding the heavy appearance models, tricky auxiliary cues, and learning-based association modules. We further identify three inconsistency issues regarding target size, camera movement and hierarchical cues, and design corresponding solutions to guarantee the reliability of associations. Though its simplicity, our method achieves promising performance on four datasets, i.e., MOT17, KITTI, DanceTrack and VisDrone, providing a strong baseline for future tracking method design. Moreover, we experiment on seven trackers and prove that HIT can be seamlessly integrated with other solutions, whether they are motion-based, appearance-based or learning-based. Our

codes will be released at <https://github.com/dyhBUPT/HIT>.

Introduction

Multi-Object Tracking (MOT), which involves visually distinguishing the identity of multiple objects in a scene and creating their trajectories, is a fundamental yet crucial vision task, imperative to address numerous problems in areas such as surveillance, robotics, autonomous driving and biology. It is commonly confronted with challenges including occlusions, missing detections, localization errors, non-linear motion patterns and long-term associations, necessitating further optimization efforts.

Current MOT methods follow in principle the predominant *hybrid* paradigm (Zhang et al. 2022; Du et al. 2023) (Fig.1(a)), which elaborate online algorithms to obtain trajectories and introduce offline post-processing procedures for refinement such as linear interpolation and global association (Du et al. 2021). Despite their impressive performance and flexible applicability, the inherent unreliability of online algorithms undermines the overall effectiveness. To solve this problem, some other works formulate MOT as a two-stage clustering problem (Wang et al. 2019; Dai et al. 2021),

named *cluster-based* paradigm (Fig.1(b)). They first generate short tracklets with low ambiguity using strict spatio-temporal and appearance constraints, and then cluster them based on graph partition (Kumar, Charpiat, and Thonnat 2015) or iterative proposals. However, cluster-based methods require distinct designs tailored to different stages and timespans, which limits the usability and scalability.

Pure *hierarchical* pipeline (Fig.1(c)) addresses it by employing a unified design across different hierarchies, enabling the use of a single model or algorithm for both short-term and long-term associations simultaneously (Cetintas, Brasó, and Leal-Taixé 2023). In this paradigm, a set of exponentially expanding non-overlapping temporal windows are established, where each hierarchy performs association exclusively within its corresponding windows. Nevertheless, the design of predefined windows fail to consider the variations in inherent reliability among different trajectories.

In this paper, we propose a new hierarchical tracking framework that uses “tracklet interval” as the hierarchical basis instead of “temporal window”. As shown in Fig.1(d), in the first hierarchy ($\Delta t = 1$), only detections from adjacent frames are associated. Then in the second hierarchy ($\Delta t = 2$), matching with a two-frame interval is allowed, thus tolerating one missing detection. Similarly, higher hierarchies facilitate longer-term tracking. Essentially, this design grants higher priority to high-quality tracklets, thereby ensuring the purity of results. We simply employ Kalman Filter for motion prediction and IoU for association in all hierarchies, and prove the superiority of the “tracklet interval” strategy over “temporal window” on MOT17 (Milan et al. 2016) and KITTI (Geiger et al. 2013). However, three inconsistency issues are observed in our framework as follows:

- **Inconsistent target size:** Given fixed pixel-level detection errors, small boxes usually exhibit lower IoU with ground truth compared to large boxes.
- **Inconsistent camera movement:** Camera movement scales tend to vary across different sequences.
- **Inconsistent hierarchical cues:** In the first hierarchy, each tracklet only contains one box, resulting in no motion information. Nevertheless, multiple boxes are available for motion prediction in higher hierarchies.

In conclusion, the aforementioned issues make it challenging to use unified algorithm and hyperparameters for all targets, sequences and hierarchies. To overcome these problems, specific optimization strategies are designed to achieve unified *hierarchical IoU tracking*, named *HIT*.

Though its simplicity, our HIT achieves promising performance on various datasets, i.e., MOT17, KITTI, DanceTrack and VisDrone, positioning it as a strong baseline for future tracker designs. Specifically, we obtain the same HOTA and lower IDSW compared with StrongSORT++ (Du et al. 2023) on KITTI without using appearance features and the CMC (camera motion compensation) module.

Furthermore, by conducting experiments on seven other motion-based, appearance-based and learning-based trackers, we demonstrate that HIT can be integrated with existing trackers for trajectory recombination and refinement, and improve the performance significantly. This highlights the

potential of HIT to serve as a new post-processing algorithm in application.

Related Work

Online Tracking

In recent years, heuristic online trackers have dominated the MOT community. SORT (Bewley et al. 2016) employed Kalman Filter (Kalman 1960) for motion prediction, which later became the foundation for other works. DeepSORT (Wojke, Bewley, and Paulus 2017) improved it by introducing extra appearance features and proposed the cascade matching algorithm. Recently, StrongSORT (Du et al. 2023) upgraded DeepSORT with various advanced tricks. ByteTrack (Zhang et al. 2022) trained a powerful detector YOLOX (Ge et al. 2021) and pioneered the use of low-confidence detection boxes. OC-SORT (Cao et al. 2023) rethought the role of Kalman Filter in SORT and proposed three observation-centric techniques for stable association. BoT-SORT (Aharon, Orfaig, and Bobrovsky 2022) updated the setting of Kalman Filter states and elaborated the design of CMC (camera movement compensation) module. Hybrid-SORT (Yang et al. 2024) improved from OC-SORT and ByteTrack, and incorporated two weak cues, i.e. confidence and height of boxes, to compensate for strong cues.

Currently, learning-based trackers have experienced rapid development. TransTrack (Sun et al. 2020) and TrackFormer (Meinhardt et al. 2022) proposed to employ DETR (Carion et al. 2020) for joint detection and association learning, which employed “track query” to ensure consistent target information to maintain tracklets. MOTR (Zeng et al. 2022) presented a fully end-to-end MOT framework, requiring no heuristic procedures such as NMS and extra matching. Subsequent works further focused on improving it in terms of detection (Zhang, Wang, and Zhang 2023; Yu et al. 2023b; Yan et al. 2023), long-term modeling (Gao and Wang 2023), occlusion robustness (Fu et al. 2023) and description understanding (Yu et al. 2023a; Wu et al. 2023).

Though those methods were designed for online tracking, many of them utilized extra offline post-processes to refine trajectories in inference. We claim that this hybrid pipeline results in suboptimal performance and thus commit to design a unified offline framework.

Offline Tracking

Most pure offline trackers followed the two-stage cluster-based paradigm, which first generated reliable tracklets based on spatio-temporal and appearance cues, and then constructed a tracklet graph for clustering. TAT (Shen et al. 2018) proposed a network flow association approach by formulating MOT as the bi-level optimization problem. TNT (Wang et al. 2019) constructed the TrackletNet to model location and appearance information jointly and associated tracklets using the graph partition approach. TPM (Peng et al. 2020) developed tracklet matching planes to resolve association confusions caused by noisy or missing detections. DTA (Zhang et al. 2020) drew inspiration from MHT (Kim et al. 2015) to build hypothesis trees to represent multiple potential trajectories simultaneously. LPC (Dai et al. 2021)

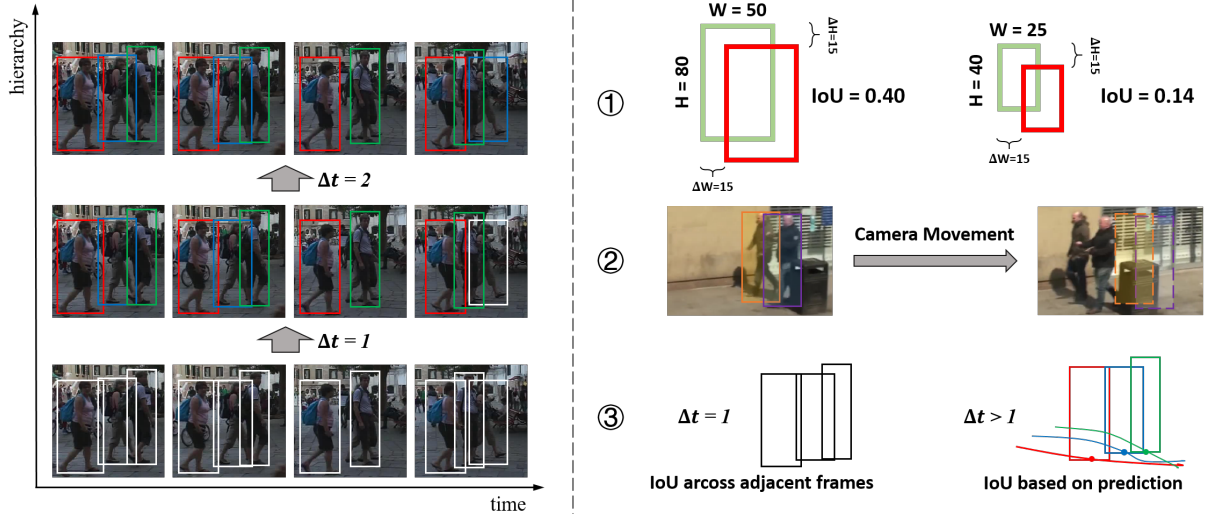


Figure 2: **The illustration of our framework and three inconsistency issues.** **Left:** We illustrate our pipeline with a simple example with 4 frames and 3 targets. After the first hierarchy ($\Delta t = 1$), all adjacent detections are associated. Then the second hierarchy ($\Delta t = 2$) further identifies the missed association. **Right:** ① illustrates the “inconsistent target size” issue, in which smaller boxes tend to have lower IoU for given localization errors. ② shows camera movement will cause boxes misalignment across frames, which is named “inconsistent camera movement”. ③ clarifies the “inconsistent hierarchical cues”, where the first hierarchy can only utilize overlap information of adjacent boxes, while higher hierarchies can incorporate motion information.

designed an iterative graph clustering strategy for proposal generation and employed GCN (Kipf and Welling 2016) to score these proposals. FCG (Girbau, Marqués, and Satoh 2022) fused tracklets in consecutive lifted frames in a cascade manner.

While these methods have demonstrated excellent performance, they require distinct algorithms for the two steps, i.e., tracklet generation and tracklet clustering. Moreover, for tracklet clustering, some multi-stage solutions necessitate the use of different modules for each stage. Recently, SUSHI (Cetintas, Brasó, and Leal-Taixé 2023) presented a learning-based hierarchical framework, which utilized unified designs for all hierarchies. However, it relied on temporal windows to partition different hierarchies, without considering the inherent information of tracklets. In this work, we propose to use the intrinsic reliability cues of tracklets, i.e. tracklet intervals, to realize the hierarchical framework for better stability.

Method

In this section, we will first present the overall hierarchical framework of our method HIT. Then, three consistency designs are proposed to tackle the corresponding inconsistent problems. Finally, we will introduce how to integrate HIT with other trackers.

Framework

Fig.2 (left) illustrates our hierarchical framework. Given N_1 input detections \mathcal{D} across all T frames of a sequence, the initial tracklet set is constructed by treating each detection as one tracklet. Then, in the l -th hierarchy ($l \geq 1$), N_l track-

lets $\mathcal{T}^l = \{\mathcal{T}_i^l\}_{i=1}^{N_l}$ are associated to N_{l+1} longer tracklets $\mathcal{T}^{l+1} = \{\mathcal{T}_i^{l+1}\}_{i=1}^{N_{l+1}}$ ($N_l \geq N_{l+1}$). Each tracklet is formulated as follows:

$$\mathcal{T}_i^l = \{\tau_t^{l,i}\}_{t=T_{min}^{l,i}}^{T_{max}^{l,i}}, \quad (1)$$

where $\tau_t^{l,i}$ is the detection box at frame t and $T_{min}^{l,i}$ and $T_{max}^{l,i}$ are the minimum and maximum of frame indices of \mathcal{T}_i^l .

A set of tracklet interval thresholds $\mathcal{I} = \{\Delta t^l\}_{l=1}^L$ are pre-set. In the l -th hierarchy, only tracklet pairs $\{\mathcal{T}_i^l, \mathcal{T}_j^l\}$ with intervals smaller than the threshold are considered for association, i.e., $0 < T_{min}^{l,j} - T_{max}^{l,i} \leq \Delta t^l$. For association, bidirectional motion prediction is performed with Kalman Filter, and the matching similarity is computed as the IoU between the true boxes and predicted locations of tracklet pairs as in previous works (Zhang et al. 2022; Cao et al. 2023). A unified matching threshold Δo is utilized for all hierarchies, and tracklets are associated by employing Hungarian algorithm (Kuhn 1955). By iteratively performing the aforementioned association process from hierarchy 1 to L with an increasing Δt^l , we ultimately obtain N_{L+1} output trajectories.

Consistency Designs

Despite the effectiveness of our framework, three types of inconsistency issues are identified, as shown in Fig.2 (right).

Inconsistent target size IoU is widely used for tracklet association and metric evaluation in MOT. However, we find that small boxes tend to have lower IoU than large boxes. For example, given localization errors of 15 pixels in both horizontal and vertical directions, the IoU with GT is 0.4 for the box of size 80×50 , while is 0.14 for the box of size

40×25 . This makes it difficult to use the same matching threshold for all targets. To solve this problem, we propose the **consistent-IoU** to expand small boxes before calculating IoU. Specifically, given two boxes $b_i = (x_i, y_i, w_i, h_i)$ and $b_j = (x_j, y_j, w_j, h_j)$, we expand them with a ratio $r_{i,j}$ if $w_i < W$ and $w_j < W$ as follows:

$$\begin{aligned} \hat{w}_i &= r_{i,j} \cdot w_i, & \hat{h}_i &= r_{i,j} \cdot h_i, \\ \hat{w}_j &= r_{i,j} \cdot w_j, & \hat{h}_j &= r_{i,j} \cdot h_j, \\ r_{i,j} &= \sqrt{e^{\tau \frac{W}{w_i}} \cdot e^{\tau \frac{W}{w_j}}}, \end{aligned} \quad (2)$$

where W is the preset threshold and $\tau = 0.2$ is the scaling factor. Then the expanded boxes $\hat{b}_i = (x_i, y_i, \hat{w}_i, \hat{h}_i)$ and $\hat{b}_j = (x_j, y_j, \hat{w}_j, \hat{h}_j)$ are utilized to compute IoU for association. Note that for large boxes, we simply use the raw IoU.

Inconsistent camera movement Our IoU-based framework highly relies on the motion information of targets across frames. However, the scale of camera movement varies in different sequences, resulting in differences in inter-frame target overlaps. To compensate for this gap, we propose the **consistent-camera** method to estimate the camera movement without using visual cues. Firstly, for the k -th sequence, the first hierarchical association with $\Delta t = 1$ is performed. Then we calculate the average IoU O_k of all matched detection pairs as the measure of camera movement of this sequence. If O_k is smaller than the threshold ΔO , the sequence is identified as having significant camera movement. In this case, according to FOR (Nasseri et al. 2023), the degree of camera movement $(\Delta X_t, \Delta Y_t)$ at frame t can be estimated by calculating the average distance of all associated detection pairs $\{b_i^t, b_i^{t+1}\}_{i=1}^{N_t}$ as follows:

$$\begin{aligned} \Delta X_t &= \frac{1}{N_t} \sum_{i=1}^{N_t} (x_i^{t+1} - x_i^t), \\ \Delta Y_t &= \frac{1}{N_t} \sum_{i=1}^{N_t} (y_i^{t+1} - y_i^t). \end{aligned} \quad (3)$$

Finally, $(\Delta X_t, \Delta Y_t)$ is used to compensate for camera movement in all hierarchies as in previous CMC-based solutions (Du et al. 2023). Note that for sequences with negligible camera movement, we don't apply the compensation.

Inconsistent hierarchical cues As previous mentioned, motion prediction is performed before calculating IoU for association. Nevertheless, for the first hierarchy with $\Delta t = 1$, each tracklet has a length of only one, resulting in insufficient temporal information for motion estimation. This usually leads to unreliable associations, especially when two trajectories cross over. To tackle this inconsistent puzzle, we propose the **consistent-motion** strategy to equip the first hierarchy with motion cues. Similarly to before, the first hierarchical association is firstly performed purely based on inter-frame IoU. For each box, the matched boxes of preceding frames can be used for motion estimation in subsequent frames, and vice versa. Thus, all tracklets across all hierarchies contain temporal information, benefiting the unified hierarchical pipeline.

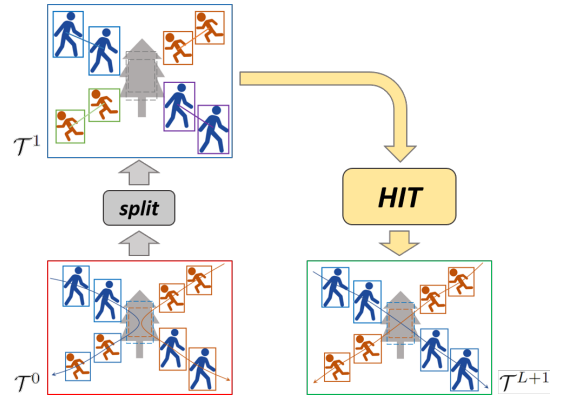


Figure 3: **The illustration of integrating HIT with another tracker.** In this example, two trajectories are occluded and switch IDs. In our pipeline, they are first split into four short tracklets based on continuity and then recombined by HIT.

Integration with other Trackers

As described previously, HIT utilizes detections to initialize tracklets and performs hierarchical associations. Thus, an intriguing question arises: *can we use other trackers to initialize HIT?* However, for well-established tracking results, there is little room for further optimization, resulting in limited improvements when directly applying HIT to them. To tackle this issue, we propose to integrate HIT with other trackers in a simple *recombination* manner.

Specifically, given raw tracking results $\mathcal{T}^0 = \{\mathcal{T}_i^0\}_{i=1}^{N_0}$ from one tracker, we split each trajectory \mathcal{T}_i^0 at discontinuities to obtain multiple tracklets. For example, if the frame indices are $[1, 2, 4, 5, 6]$, \mathcal{T}_i^0 will be split into two tracklets with indices $[1, 2]$ and $[4, 5, 6]$ respectively. This is based on the assumption that discontinuities in trajectories often indicate high unreliability. Indeed, it is approximately equivalent to setting the maximum age of tracklets to 1 for the online tracker. Afterwards, the new obtained tracklet set $\mathcal{T}^1 = \{\mathcal{T}_i^1\}_{i=1}^{N_1}$ ($N_0 \leq N_1$) is taken as the input of HIT. In this context, HIT can be viewed as a post-processing method to refine the results from any tracker. Fig.3 illustrates the overall integration pipeline.

Discussions

Currently, mainstream methods tend to rely on auxiliary cues (e.g., appearance, CMC), carefully tuned hyperparameters for each stage and sequence, and expensive training procedures to achieve outstanding performance. Differently, HIT is designed as a heuristic method, which only uses IoU as association cues and sets unified hyperparameters for all hierarchies and sequences. HIT can function both as an independent tracker and as a post-processing method for other trackers. Introducing more information can certainly lead to better results. Nevertheless, the main purpose of this paper is not to achieve the best performance, but rather to explore a concise and effective tracking framework. We leave further optimizations for future work.

Method	Param	Cues	Mode	HOTA	DetA	AssA	MOTA	IDF1	IDSW
TransTrack (Sun et al. 2020)	✓	L,O	on	54.1	61.6	47.9	75.2	63.5	3,603
TrackFormer (Meinhardt et al. 2022)	✓	L	on	57.3	60.9	54.1	74.1	68.0	2,829
MOTR (Zeng et al. 2022)	✓	L	on	57.8	60.3	55.7	73.4	68.6	2,439
MOTRv2 (Zhang, Wang, and Zhang 2023)	✓	L,O	on	62.0	63.8	60.6	78.6	75.0	2,619
MOTRv3 (Yu et al. 2023b)	✓	L	on	60.2	62.1	58.7	75.9	72.4	2,403
ByteTrack (Zhang et al. 2022)	✗	O,S	on	62.8	63.8	62.2	78.9	77.2	2,310
	✗	O,S	off	63.2	64.4	62.3	79.7	77.4	2,253
OC-SORT (Cao et al. 2023)	✓	O,V	on	61.7	61.6	62.0	76.0	76.2	2,199
	✓	O,V	off	63.2	63.2	63.4	78.0	77.5	1,950
DeepSORT (Wojke, Bewley, and Paulus 2017)	✓	O,A	on	61.2	63.1	59.7	78.0	74.5	1,821
StrongSORT (Du et al. 2023)	✓	O,A,C	on	63.5	63.6	63.7	78.3	78.5	1,446
	✓	O,A,C	off	64.4	64.6	64.4	79.6	79.5	1,194
Hybrid-SORT (Yang et al. 2024)	✗	O,V,S	on	63.0	63.4	62.9	78.1	78.0	2,232
	✗	O,V,S	off	63.6	-	63.2	79.3	78.4	2,109
	✗	O,V,S,A	on	63.2	63.5	63.1	78.4	78.2	1,296
	✗	O,V,S,A	off	64.0	-	63.5	79.9	78.7	1,191
BoT-SORT (Aharon, Orfaig, and Bobrovsky 2022)	✗	O,C	on	64.0	64.0	64.3	79.3	79.0	1,347
	✗	O,C	off	64.6	-	-	80.6	79.5	1,257
	✗	O,A,C	on	64.3	63.9	64.9	79.4	79.4	1,353
	✗	O,A,C	off	65.0	64.9	65.5	80.5	80.2	1,212
Deep OC-SORT (Maggiolino et al. 2023)	✓	O,V,A,C	on	63.3	62.1	64.9	76.6	79.1	1,146
	✓	O,V,A,C	off	64.9	64.1	65.9	79.4	80.6	1,023
HIT (ours)	✓	O	off	63.5	64.2	63.2	79.3	77.4	1,461

Table 1: Performance comparison with state-of-the-art methods on MOT17 test set. “Param” indicates whether unified hyperparameters are used for all sequences. “Cues” represents the utilized information for association. The “Mode” column represents the tracking mode, where “on” stands for “online” and “off” stands for “offline”. For hybrid methods that report results with offline post-processing tricks, we also reproduce the results of their online versions. Our HIT achieves higher HOTA / AssA and much lower IDSW than the offline version of ByteTrack, which tunes hyperparameters for all sequences.

Experiments

Experimental Setting

Datasets We conduct experiments on MOT17 (Milan et al. 2016), KITTI (Geiger et al. 2013), DanceTrack (Sun et al. 2022) and VisDrone (Zhu et al. 2018). MOT17 is a widely used standard benchmark in MOT, which consists of 7 sequences, 5,316 frames for training and 7 sequences, 5,919 frames for testing. For ablation, we split the training set into halves for training and validation as in previous works (Zhou, Koltun, and Krähenbühl 2020). KITTI is a popular dataset related to autonomous driving tasks, which consists of 21 training sequences and 29 test sequences with a relatively low frame rate of 10 FPS. We use KITTI to validate the performance of HIT for tracking cars. DanceTrack is a challenging dataset due to diverse non-linear motion patterns and severe occlusions. It contains 40 sequences for training, 25 sequences for validation and 35 sequences for testing. VisDrone is collected in UAV views, consisting of 56 training sequences, 7 validation sequences and 17 test-dev sequences. Five object categories are considered for evaluation, i.e., car, bus, truck, pedestrian and van.

Metrics We select HOTA (Luiten et al. 2021), MOTA (Bernardin and Stiefelhagen 2008), IDF1 (Ristani et al. 2016) and their related metrics for evaluation. Specifically, MOTA focuses more on detection performance, IDF1 reflects the association capability, and HOTA balances these two aspects across various localization thresholds.

Implementation Details For fair comparison, we directly use the detections from existing works. For MOT17 and DanceTrack, we use the publicly available weights of YOLOX trained by ByteTrack (Zhang et al. 2022). For KITTI, we borrow the results of PermaTrack (Tokmakov et al. 2021) following OC-SORT (Cao et al. 2023). For VisDrone, we use the trained YOLOX by U2MOT (Liu et al. 2023). For association, a unified matching threshold $\Delta o = 0.2$ is utilized for all hierarchies, sequences and datasets. The height modulated version of IoU (Yang et al. 2024) is utilized for person tracking on MOT17 and DanceTrack. BYTE (Zhang et al. 2022) is applied to include low-confidence detections. The default width threshold W in consistent-IoU is 64, and the consistent-camera threshold ΔO is set to 0.65. For evaluation on test sets, extra interpolation and tracklets merging are performed similar with GIAOTracker (Du et al. 2021). The hierarchical intervals are set to $\Delta t = [1, 5, 10, 15, 20, 30, \pm 5]$ as default, where “ ± 5 ” means that a maximum overlap of 5 frames is allowed for association between tracklets in the last hierarchy.

Benchmark Results

MOT17 We compare HIT with representative methods on MOT17 in Tab.1, and the best results are bolded in red. For fair and clear comparison, except for commonly used metrics, we further add three columns, i.e., “Param”, “Cues” and “Mode”. The “✗” in column “Param” means that hyperparameters are tuned for each sequence. The “Cues” column indicates the information used for association. In detail, “O” for overlap (e.g., IoU), “S” for score, “V” for velocity, “A”

Method	HOTA	DetA	AssA	MOTA	FN	FP	IDSW
QDTrack (Fischer et al. 2023)	68.5	-	65.5	84.9	-	-	313
IMMDP (Xiang, Alahi, and Savarese 2015)	68.7	68.0	69.8	82.8	5,300	422	211
AB3D (Weng et al. 2020)	70.0	71.1	69.3	83.6	11,836	2,305	113
TuSimple (Choi 2015)	71.6	72.6	71.1	86.3	3,656	759	292
SMAT (Gonzalez, Ospina, and Calvez 2020)	71.9	72.1	72.1	83.6	5,254	175	198
TrackMPNN (Rangesh et al. 2021)	72.3	74.7	70.6	87.3	2,577	1,298	481
QD-3DT (Hu et al. 2022)	72.8	74.1	72.2	85.9	3,793	836	206
CenterTrack (Zhou, Koltun, and Krähenbühl 2020)	73.0	75.6	71.2	88.8	2,703	886	254
LGMTracker (Wang et al. 2021)	73.1	74.6	72.3	87.6	2,249	1,568	448
EagerMOT (Kim, Ošep, and Leal-Taixé 2021)	74.4	75.3	74.2	87.8	3,497	454	239
OC-SORT (Cao et al. 2023)	74.6	-	74.5	87.8	-	-	257
UCMCTrack (Yi et al. 2024)	77.1	-	77.2	90.4	-	-	-
PermaTrack (Tokmakov et al. 2021)	77.4	-	77.7	90.9	-	-	275
StrongSORT++ (Du et al. 2023)	77.7	77.9	78.2	90.3	2,396	484	440
HIT (ours)	77.7	77.6	78.3	90.9	2,309	549	284

Table 2: Performance comparison on KITTI test set. Our HIT achieves similar tracking performance with previous state-of-the-art 2D tracking method StrongSORT++, especially with much lower IDSW.

Method	HOTA	DetA	AssA	MOTA	IDF1
FairMOT (Zhang et al. 2021)	39.7	66.7	23.8	82.2	40.8
TraDeS (Wu et al. 2021)	43.3	74.5	25.4	86.2	41.2
TransTrack (Sun et al. 2020)	45.5	75.9	27.5	88.4	45.2
ByteTrack (Zhang et al. 2022)	47.7	71.0	32.1	89.6	53.9
GTR (Zhou et al. 2022)	48.0	72.5	31.9	84.7	50.3
MotionTrack (Qin et al. 2023)	52.9	80.9	34.7	91.3	53.8
QDTrack (Fischer et al. 2023)	54.2	80.1	36.8	87.7	50.4
MOTR (Zeng et al. 2022)	54.2	73.5	40.2	79.7	51.5
OC-SORT (Cao et al. 2023)	55.1	80.3	38.3	92.0	54.6
StrongSORT++ (Du et al. 2023)	55.6	80.7	38.6	91.1	55.2
PuTR (Liu et al. 2024)	55.8	-	-	91.9	58.2
MambaTrack+ (Huang et al. 2024)	56.1	80.8	39.0	90.3	54.9
GHOST (Seidenschwarz et al. 2023)	56.7	81.1	39.8	91.3	57.7
C-BIoU (Yang et al. 2023)	60.6	81.3	45.4	91.6	61.6
HIT (ours)	56.6	81.5	39.5	92.1	55.4

Table 3: Performance comparison on DanceTrack test set. Our HIT achieves better results than offline method StrongSORT++ without heavy ReID and CMC components.

for appearance, ‘‘C’’ for CMC (i.e., camera movement compensation), and ‘‘L’’ for learning. For the ‘‘Mode’’ column, ‘‘on / off’’ means online / offline tracking. Specifically, for those online methods who report results with offline post-processing tricks, we further reproduce and report their online tracking results. It is shown that our HIT achieves better results than offline ByteTrack without tuning hyperparameters for each sequence or utilizing scores for association.

KITTI As shown in Tab.2, HIT achieves the same HOTA and higher MOTA compared with the SOTA tracker StrongSORT++ on KITTI. This is attributed to the hierarchical design of HIT, which enables reliable tracking in low frame-rate videos based on pure IoU.

DanceTrack Tab.3 presents the comparison between HIT and other trackers, and HIT surpasses many trackers. There is still a gap compared to the SOTA method C-BIoU, because DanceTrack contains severe deformations and occlusions, reducing the reliability of IoU.

VisDrone The comparison on VisDrone is shown in Tab.4, and our HIT achieves the best MOTA and promising IDF1

Method	HOTA	MOTA	IDF1	IDSW
MOTDT (Chen et al. 2018)	-	-0.8	21.6	1,437
SORT (Bewley et al. 2016)	-	14.0	38.0	3,629
MOTR (Zeng et al. 2022)	-	22.8	41.4	959
TrackFormer (Meinhardt et al. 2022)	-	25.0	30.5	4,840
GOG (Pirsivash, Ramanan, and Fowlkes 2011)	-	28.7	36.4	1,387
UAVMOT (Liu et al. 2022)	-	36.1	51.0	2,775
DepthMOT (Wu and Liu 2024)	42.4	37.0	54.0	1,248
AHOR-ReID (Jin et al. 2024)	-	42.5	56.4	810
GIAOTracker (Du et al. 2021)	51.2	45.0	65.7	616
STDFormer (Hu et al. 2023)	-	45.9	57.1	1,440
ByteTrack (Zhang et al. 2022)	-	52.3	68.3	2,230
U2MOT (Liu et al. 2023)	-	52.3	69.0	1,052
HIT (ours)	52.8	53.5	65.6	909

Table 4: Performance comparison on VisDrone2019-MOT test-dev set. Our HIT shows comparable association performance (IDF1) with offline method GIAOTracker without utilizing appearance features.

metrics. Specifically, HIT shows comparable association ability with GIAOTracker, which follows the hybrid pipeline and uses extra appearance features and CMC module.

Ablation Study

Hierarchical Strategy We explore the design of hierarchical strategy on MOT17 and KITTI validation sets in Tab.5. Previous hierarchical work (Cetintas, Brasó, and Leal-Taixé 2023) utilizes sliding temporal windows (W) to partition different hierarchies. Differently, our framework applies tracklet intervals (I) to determine the priority of associations. Experimental results demonstrate that our method achieves consistent superiority over window-based method. Particularly, the association metric AssA is improved by 1.99 and 1.41, respectively.

Inconsistency Solutions The effects of three inconsistency solutions are investigated in Tab.6. It is observed that:

- Comparing line 1 and line 3, consistent-camera (CC) obviously improves all three metrics HOTA, MOTA and IDF1 without using any visual cues, validating its effectiveness in countering camera movements.

Method	MOT17-val					KITTI-val				
	HOTA	DetA	AssA	MOTA	IDF1	HOTA	DetA	AssA	MOTA	IDF1
Base (W)	66.10	66.88	65.89	77.68	77.25	80.32	80.24	80.70	89.41	90.02
Base (I) (ours)	67.22	67.10	67.88	77.94	78.01	81.03	80.24	82.11	89.67	91.19

Table 5: Comparison between different hierarchical strategies, i.e., “temporal window (W)” and “tracklet interval (I)”. Our method “Base (I)” obtains obvious better performance than previous hierarchical design “Base (W)”, especially in association ability (AssA / IDF1).

Line	Method	CI	CC	CM	HOTA	MOTA	IDF1
1	Base				67.22	77.94	78.01
2		✓			67.38	77.82	78.32
3			✓		67.64	78.58	78.57
4				✓	67.37	78.25	78.29
5		✓	✓		67.88	78.41	79.07
6		✓		✓	67.71	77.74	78.95
7			✓	✓	67.70	78.73	78.72
8		✓	✓	✓	68.03	78.12	79.47

Table 6: Ablation study of the three inconsistency solutions on MOT17 validation set. “CI”, “CC” and “CM” are short for consistent-IoU, consistent-camera and consistent-motion. Our method improves baseline HOTA by 0.81, MOTA by 0.18 and IDF1 by 1.46.

- Comparing line 1 and line 4, consistent-motion (CM) improves MOTA and IDF1 by 0.31 and 0.28 respectively, which proves that it can enhance the association accuracy of the first hierarchy.
- Comparing line 7 and line 8, consistent-IoU (CI) can further improve IDF1 by 0.72. Please note that it harms MOTA because there also exists the “inconsistent target size” issue when computing IoU-based metrics, and introducing CI results in an increase in FP (false positive) from 2,346 to 2,657. Even so, we retain this method because it can improve the overall tracking performance.

Integration We integrate our baseline framework with seven other representative trackers, including motion-based SORT and ByteTrack, appearance-based FairMOT, MOTDT and DeepSORT, and learning-based TransTrack and TrackFormer. The results are show in Tab.7. For comparison, interpolation method GSI (Du et al. 2023) is also included. Obvious improvements over baseline trackers by introducing HIT can be observed, especially for IDF1. Moreover, jointly applying HIT and interpolation (i.e., HIT[†]), the HOTA metrics exhibits an increase from 1.43 to 3.03.

Conclusion

In this paper, we present the hierarchical IoU tracking framework HIT, which performs hierarchical association based on tracklet intervals. Experiments demonstrate its superiority over previous multi-stage or window-based methods. However, this pipeline faces three inconsistency issues, i.e., inconsistent target size, inconsistent camera movement, inconsistent hierarchical cues. To solve these problems, we propose three corresponding solutions for more reliable as-

Tracker	Post	HOTA	MOTA	IDF1
FairMOT	-	57.32	69.14	72.66
	GSI	58.83	71.08	73.74
	HIT	57.34	69.19	72.54
	HIT [†]	59.42	72.45	74.24
TransTrack	-	58.09	67.72	68.59
	GSI	59.21	69.64	69.36
	HIT	59.04	67.71	71.29
	HIT [†]	61.12	71.66	73.15
TrackFormer	-	64.19	73.14	74.86
	GSI	64.33	73.01	74.88
	HIT	65.46	73.27	77.43
	HIT [†]	66.25	74.40	78.01
MOTDT	-	65.29	75.48	76.34
	GSI	64.86	73.50	75.53
	HIT	67.28	77.02	79.46
	HIT [†]	67.78	77.87	79.80
SORT	-	66.32	74.73	77.62
	GSI	68.02	78.27	79.00
	HIT	66.22	74.77	77.80
	HIT [†]	68.33	79.05	79.51
DeepSORT	-	66.26	76.71	77.33
	GSI	66.47	77.07	77.24
	HIT	66.69	76.78	78.18
	HIT [†]	67.69	78.90	78.98
ByteTrack	-	67.85	77.85	79.56
	GSI	68.94	79.52	80.51
	HIT	68.20	78.04	79.94
	HIT [†]	69.44	80.27	80.95

Table 7: Comparison experiments of post-processing methods on other trackers on the MOT17 validation set. “GSI” is Gaussian-smoothed interpolation, and “HIT” is our baseline method. “†” represents applying interpolation and Gaussian smoothing.

sociations. Moreover, we prove that HIT can be integrated with any other trackers to refine the results, whether they are heuristic-based or learning-based. Though it only relies on IoU for association, our HIT achieves promising performance on four datasets, i.e., MOT17, KITTI, DanceTrack and VisDrone, proving its effectiveness and robustness.

However, there is still room for further performance improvements in challenging scenarios. In future work, we will explore the integration of our hierarchical strategy and other optimizations. For example, the simple IoU-based association can be replaced by elaborate learning-based modules. We hope HIT can serve as a strong baseline for offline tracking and post-processing for future works.

References

- Aharon, N.; Orfaig, R.; and Bobrovsky, B.-Z. 2022. BoT-SORT: Robust associations multi-pedestrian tracking. *arXiv preprint arXiv:2206.14651*.
- Bernardin, K.; and Stiefelhagen, R. 2008. Evaluating multiple object tracking performance: the clear mot metrics. *EURASIP Journal on Image and Video Processing*, 2008: 1–10.
- Bewley, A.; Ge, Z.; Ott, L.; Ramos, F.; and Upcroft, B. 2016. Simple online and realtime tracking. In *2016 IEEE international conference on image processing (ICIP)*, 3464–3468. IEEE.
- Cao, J.; Pang, J.; Weng, X.; Khirodkar, R.; and Kitani, K. 2023. Observation-centric sort: Rethinking sort for robust multi-object tracking. In *Proceedings of the IEEE/CVF conference on computer vision and pattern recognition*, 9686–9696.
- Carion, N.; Massa, F.; Synnaeve, G.; Usunier, N.; Kirillov, A.; and Zagoruyko, S. 2020. End-to-end object detection with transformers. In *European conference on computer vision*, 213–229. Springer.
- Cetintas, O.; Brasó, G.; and Leal-Taixé, L. 2023. Unifying short and long-term tracking with graph hierarchies. In *Proceedings of the IEEE/CVF Conference on Computer Vision and Pattern Recognition*, 22877–22887.
- Cetintas, O.; Brasó, G.; and Leal-Taixé, L. 2023. Unifying Short and Long-Term Tracking With Graph Hierarchies. In *Proceedings of the IEEE/CVF Conference on Computer Vision and Pattern Recognition (CVPR)*, 22877–22887.
- Chen, L.; Ai, H.; Zhuang, Z.; and Shang, C. 2018. Real-time multiple people tracking with deeply learned candidate selection and person re-identification. In *2018 IEEE international conference on multimedia and expo (ICME)*, 1–6. IEEE.
- Choi, W. 2015. Near-online multi-target tracking with aggregated local flow descriptor. In *Proceedings of the IEEE international conference on computer vision*, 3029–3037.
- Dai, P.; Weng, R.; Choi, W.; Zhang, C.; He, Z.; and Ding, W. 2021. Learning a proposal classifier for multiple object tracking. In *Proceedings of the IEEE/CVF Conference on Computer Vision and Pattern Recognition*, 2443–2452.
- Du, Y.; Wan, J.; Zhao, Y.; Zhang, B.; Tong, Z.; and Dong, J. 2021. Giaotracker: A comprehensive framework for mc-mot with global information and optimizing strategies in vis-drone 2021. In *Proceedings of the IEEE/CVF International conference on computer vision*, 2809–2819.
- Du, Y.; Zhao, Z.; Song, Y.; Zhao, Y.; Su, F.; Gong, T.; and Meng, H. 2023. Strongsort: Make deepsort great again. *IEEE Transactions on Multimedia*.
- Fischer, T.; Huang, T. E.; Pang, J.; Qiu, L.; Chen, H.; Darrell, T.; and Yu, F. 2023. Qdtrack: Quasi-dense similarity learning for appearance-only multiple object tracking. *IEEE Transactions on Pattern Analysis and Machine Intelligence*.
- Fu, T.; Wang, X.; Yu, H.; Niu, K.; Li, B.; and Xue, X. 2023. Denoising-mot: Towards multiple object tracking with severe occlusions. In *Proceedings of the 31st ACM International Conference on Multimedia*, 2734–2743.
- Gao, R.; and Wang, L. 2023. Memotr: Long-term memory-augmented transformer for multi-object tracking. In *Proceedings of the IEEE/CVF International Conference on Computer Vision*, 9901–9910.
- Ge, Z.; Liu, S.; Wang, F.; Li, Z.; and Sun, J. 2021. Yolox: Exceeding yolo series in 2021. *arXiv preprint arXiv:2107.08430*.
- Geiger, A.; Lenz, P.; Stiller, C.; and Urtasun, R. 2013. Vision meets robotics: The kitti dataset. *The International Journal of Robotics Research*, 32(11): 1231–1237.
- Girbau, A.; Marqués, F.; and Satoh, S. 2022. Multiple object tracking from appearance by hierarchically clustering tracklets. *arXiv preprint arXiv:2210.03355*.
- Gonzalez, N. F.; Ospina, A.; and Calvez, P. 2020. Smat: Smart multiple affinity metrics for multiple object tracking. In *Image Analysis and Recognition: 17th International Conference, ICIAR 2020, Póvoa de Varzim, Portugal, June 24–26, 2020, Proceedings, Part II 17*, 48–62. Springer.
- Hu, H.-N.; Yang, Y.-H.; Fischer, T.; Darrell, T.; Yu, F.; and Sun, M. 2022. Monocular quasi-dense 3d object tracking. *IEEE Transactions on Pattern Analysis and Machine Intelligence*, 45(2): 1992–2008.
- Hu, M.; Zhu, X.; Wang, H.; Cao, S.; Liu, C.; and Song, Q. 2023. Stdformer: Spatial-temporal motion transformer for multiple object tracking. *IEEE Transactions on Circuits and Systems for Video Technology*.
- Huang, H.-W.; Yang, C.-Y.; Chai, W.; Jiang, Z.; and Hwang, J.-N. 2024. Exploring Learning-based Motion Models in Multi-Object Tracking. *arXiv preprint arXiv:2403.10826*.
- Jin, H.; Nie, X.; Yan, Y.; Chen, X.; Zhu, Z.; and Qi, D. 2024. AHOR: Online Multi-object Tracking with Authenticity Hierarchizing and Occlusion Recovery. *IEEE Transactions on Circuits and Systems for Video Technology*.
- Kalman, R. E. 1960. A New Approach To Linear Filtering and Prediction Problems. *Journal of Basic Engineering*, 82D: 35–45.
- Kim, A.; Ošep, A.; and Leal-Taixé, L. 2021. Eagermot: 3d multi-object tracking via sensor fusion. In *2021 IEEE International Conference on Robotics and Automation (ICRA)*, 11315–11321. IEEE.
- Kim, C.; Li, F.; Ciptadi, A.; and Rehg, J. M. 2015. Multiple hypothesis tracking revisited. In *Proceedings of the IEEE international conference on computer vision*, 4696–4704.
- Kipf, T. N.; and Welling, M. 2016. Semi-supervised classification with graph convolutional networks. *arXiv preprint arXiv:1609.02907*.
- Kuhn, H. W. 1955. The Hungarian method for the assignment problem. *Naval research logistics quarterly*, 2(1-2): 83–97.
- Kumar, R.; Charpiat, G.; and Thonnat, M. 2015. Multiple object tracking by efficient graph partitioning. In *Computer Vision—ACCV 2014: 12th Asian Conference on Computer Vision, Singapore, Singapore, November 1-5, 2014, Revised Selected Papers, Part IV 12*, 445–460. Springer.

- Liu, C.; Li, H.; Wang, Z.; and Xu, R. 2024. PuTR: A Pure Transformer for Decoupled and Online Multi-Object Tracking. *arXiv preprint arXiv:2405.14119*.
- Liu, K.; Jin, S.; Fu, Z.; Chen, Z.; Jiang, R.; and Ye, J. 2023. Uncertainty-aware unsupervised multi-object tracking. In *Proceedings of the IEEE/CVF International Conference on Computer Vision*, 9996–10005.
- Liu, S.; Li, X.; Lu, H.; and He, Y. 2022. Multi-object tracking meets moving UAV. In *Proceedings of the IEEE/CVF Conference on Computer Vision and Pattern Recognition*, 8876–8885.
- Luiten, J.; Osep, A.; Dendorfer, P.; Torr, P.; Geiger, A.; Leal-Taixé, L.; and Leibe, B. 2021. Hota: A higher order metric for evaluating multi-object tracking. *International journal of computer vision*, 129: 548–578.
- Maggiolino, G.; Ahmad, A.; Cao, J.; and Kitani, K. 2023. Deep oc-sort: Multi-pedestrian tracking by adaptive re-identification. In *2023 IEEE International Conference on Image Processing (ICIP)*, 3025–3029. IEEE.
- Meinhardt, T.; Kirillov, A.; Leal-Taixé, L.; and Feichtenhofer, C. 2022. Trackformer: Multi-object tracking with transformers. In *Proceedings of the IEEE/CVF conference on computer vision and pattern recognition*, 8844–8854.
- Milan, A.; Leal-Taixé, L.; Reid, I.; Roth, S.; and Schindler, K. 2016. MOT16: A benchmark for multi-object tracking. *arXiv preprint arXiv:1603.00831*.
- Nasseri, M. H.; Babae, M.; Moradi, H.; and Hosseini, R. 2023. Online relational tracking with camera motion suppression. *Journal of Visual Communication and Image Representation*, 90: 103750.
- Peng, J.; Wang, T.; Lin, W.; Wang, J.; See, J.; Wen, S.; and Ding, E. 2020. TPM: Multiple object tracking with tracklet-plane matching. *Pattern Recognition*, 107: 107480.
- Pirsiavash, H.; Ramanan, D.; and Fowlkes, C. C. 2011. Globally-optimal greedy algorithms for tracking a variable number of objects. In *CVPR 2011*, 1201–1208.
- Qin, Z.; Zhou, S.; Wang, L.; Duan, J.; Hua, G.; and Tang, W. 2023. Motiontrack: Learning robust short-term and long-term motions for multi-object tracking. In *Proceedings of the IEEE/CVF conference on computer vision and pattern recognition*, 17939–17948.
- Rangesh, A.; Maheshwari, P.; Gebre, M.; Mhatre, S.; Ramezani, V.; and Trivedi, M. M. 2021. Trackmpnn: A message passing graph neural architecture for multi-object tracking. *arXiv preprint arXiv:2101.04206*.
- Ristani, E.; Solera, F.; Zou, R.; Cucchiara, R.; and Tomasi, C. 2016. Performance measures and a data set for multi-target, multi-camera tracking. In *European conference on computer vision*, 17–35. Springer.
- Seidenschwarz, J.; Brasó, G.; Serrano, V. C.; Elezi, I.; and Leal-Taixé, L. 2023. Simple cues lead to a strong multi-object tracker. In *Proceedings of the IEEE/CVF conference on computer vision and pattern recognition*, 13813–13823.
- Shen, H.; Huang, L.; Huang, C.; and Xu, W. 2018. Tracklet association tracker: An end-to-end learning-based association approach for multi-object tracking. *arXiv preprint arXiv:1808.01562*.
- Sun, P.; Cao, J.; Jiang, Y.; Yuan, Z.; Bai, S.; Kitani, K.; and Luo, P. 2022. Dancetrack: Multi-object tracking in uniform appearance and diverse motion. In *Proceedings of the IEEE/CVF Conference on Computer Vision and Pattern Recognition*, 20993–21002.
- Sun, P.; Cao, J.; Jiang, Y.; Zhang, R.; Xie, E.; Yuan, Z.; Wang, C.; and Luo, P. 2020. Transtrack: Multiple object tracking with transformer. *arXiv preprint arXiv:2012.15460*.
- Tokmakov, P.; Li, J.; Burgard, W.; and Gaidon, A. 2021. Learning to track with object permanence. In *Proceedings of the IEEE/CVF International Conference on Computer Vision*, 10860–10869.
- Wang, G.; Gu, R.; Liu, Z.; Hu, W.; Song, M.; and Hwang, J.-N. 2021. Track without appearance: Learn box and tracklet embedding with local and global motion patterns for vehicle tracking. In *Proceedings of the IEEE/CVF international conference on computer vision*, 9876–9886.
- Wang, G.; Wang, Y.; Zhang, H.; Gu, R.; and Hwang, J.-N. 2019. Exploit the connectivity: Multi-object tracking with trackletnet. In *Proceedings of the 27th ACM international conference on multimedia*, 482–490.
- Weng, X.; Wang, J.; Held, D.; and Kitani, K. 2020. 3d multi-object tracking: A baseline and new evaluation metrics. In *2020 IEEE/RSJ International Conference on Intelligent Robots and Systems (IROS)*, 10359–10366. IEEE.
- Wojke, N.; Bewley, A.; and Paulus, D. 2017. Simple online and realtime tracking with a deep association metric. In *2017 IEEE international conference on image processing (ICIP)*, 3645–3649. IEEE.
- Wu, D.; Han, W.; Wang, T.; Dong, X.; Zhang, X.; and Shen, J. 2023. Referring multi-object tracking. In *Proceedings of the IEEE/CVF conference on computer vision and pattern recognition*, 14633–14642.
- Wu, J.; Cao, J.; Song, L.; Wang, Y.; Yang, M.; and Yuan, J. 2021. Track to detect and segment: An online multi-object tracker. In *Proceedings of the IEEE/CVF conference on computer vision and pattern recognition*, 12352–12361.
- Wu, J.; and Liu, Y. 2024. DepthMOT: Depth Cues Lead to a Strong Multi-Object Tracker. *arXiv preprint arXiv:2404.05518*.
- Xiang, Y.; Alahi, A.; and Savarese, S. 2015. Learning to track: Online multi-object tracking by decision making. In *Proceedings of the IEEE international conference on computer vision*, 4705–4713.
- Yan, F.; Luo, W.; Zhong, Y.; Gan, Y.; and Ma, L. 2023. Bridging the gap between end-to-end and non-end-to-end multi-object tracking. *arXiv preprint arXiv:2305.12724*.
- Yang, F.; Odashima, S.; Masui, S.; and Jiang, S. 2023. Hard to track objects with irregular motions and similar appearances? make it easier by buffering the matching space. In *Proceedings of the IEEE/CVF winter conference on applications of computer vision*, 4799–4808.
- Yang, M.; Han, G.; Yan, B.; Zhang, W.; Qi, J.; Lu, H.; and Wang, D. 2024. Hybrid-sort: Weak cues matter for online multi-object tracking. In *Proceedings of the AAAI Conference on Artificial Intelligence*, volume 38, 6504–6512.

Yi, K.; Luo, K.; Luo, X.; Huang, J.; Wu, H.; Hu, R.; and Hao, W. 2024. UCMCTrack: Multi-Object Tracking with Uniform Camera Motion Compensation. In *Proceedings of the AAAI Conference on Artificial Intelligence*, volume 38, 6702–6710.

Yu, E.; Liu, S.; Li, Z.; Yang, J.; Li, Z.; Han, S.; and Tao, W. 2023a. Generalizing multiple object tracking to unseen domains by introducing natural language representation. In *Proceedings of the AAAI Conference on Artificial Intelligence*, volume 37, 3304–3312.

Yu, E.; Wang, T.; Li, Z.; Zhang, Y.; Zhang, X.; and Tao, W. 2023b. Motrv3: Release-fetch supervision for end-to-end multi-object tracking. *arXiv preprint arXiv:2305.14298*.

Zeng, F.; Dong, B.; Zhang, Y.; Wang, T.; Zhang, X.; and Wei, Y. 2022. Motr: End-to-end multiple-object tracking with transformer. In *European Conference on Computer Vision*, 659–675. Springer.

Zhang, Y.; Sheng, H.; Wu, Y.; Wang, S.; Lyu, W.; Ke, W.; and Xiong, Z. 2020. Long-term tracking with deep tracklet association. *IEEE Transactions on Image Processing*, 29: 6694–6706.

Zhang, Y.; Sun, P.; Jiang, Y.; Yu, D.; Weng, F.; Yuan, Z.; Luo, P.; Liu, W.; and Wang, X. 2022. Bytetrack: Multi-object tracking by associating every detection box. In *European conference on computer vision*, 1–21. Springer.

Zhang, Y.; Wang, C.; Wang, X.; Zeng, W.; and Liu, W. 2021. Fairmot: On the fairness of detection and re-identification in multiple object tracking. *International Journal of Computer Vision*, 129: 3069–3087.

Zhang, Y.; Wang, T.; and Zhang, X. 2023. Motrv2: Bootstrapping end-to-end multi-object tracking by pretrained object detectors. In *Proceedings of the IEEE/CVF Conference on Computer Vision and Pattern Recognition*, 22056–22065.

Zhou, X.; Koltun, V.; and Krähenbühl, P. 2020. Tracking objects as points. In *European conference on computer vision*, 474–490. Springer.

Zhou, X.; Yin, T.; Koltun, V.; and Krähenbühl, P. 2022. Global tracking transformers. In *Proceedings of the IEEE/CVF Conference on Computer Vision and Pattern Recognition*, 8771–8780.

Zhu, P.; Wen, L.; Bian, X.; Ling, H.; and Hu, Q. 2018. Vision meets drones: A challenge. *arXiv preprint arXiv:1804.07437*.