
Code Agents are State of the Art Software Testers

Niels Mündler¹, Mark Niklas Müller^{1,2}, Jingxuan He¹, Martin Vechev¹

¹ Department of Computer Science, ETH Zurich ² LogicStar.ai

{niels.mundler, mark.mueller, jingxuan.he, martin.vechev}@inf.ethz.ch¹
mark@logicstar.ai²

Abstract

Rigorous software testing is crucial for developing and maintaining high-quality code, making automated test generation a promising avenue for both improving software quality and boosting the effectiveness of code generation methods. However, while code generation with Large Language Models (LLMs) is an extraordinarily active research area, test generation remains relatively unexplored. We address this gap and investigate the capability of LLM-based Code Agents for formalizing user issues into test cases. To this end, we propose a novel benchmark based on popular GitHub repositories, containing real-world issues, ground-truth patches, and golden tests. We find that LLMs generally perform surprisingly well at generating relevant test cases with Code Agents designed for code repair exceeding the performance of systems designed specifically for test generation. Further, as test generation is a similar but more structured task than code generation, it allows for a more fine-grained analysis using fail-to-pass rate and coverage metrics, providing a dual metric for analyzing systems designed for code repair. Finally, we find that generated tests are an effective filter for proposed code fixes, doubling the precision of SWE-AGENT.

1 Introduction

As the complexity of software systems increases, rigorous testing is becoming more important than ever to ensure their reliability and correctness. However, manually writing high-quality tests is a time-consuming and cumbersome process. Therefore, automatic test-case generation from informal natural language descriptions is not only a particularly interesting path toward improving both code quality and developer productivity but also promises to boost the effectiveness of automatic code repair tools which can leverage generated tests as formal specifications.

However, while automatic code generation, in particular using Code Agents, is an extremely active research area [1–8], there is comparatively little work investigating automatic test generation directly. Indeed, while prior work has proposed methods based on symbolic execution [9], specialized transformers [10], and general-purpose LLMs [11–15], Code Agents have not been considered in this context. In particular, large-scale, diverse test-generation datasets are lacking for Python, which is the focus of current Code Agent research.

A Benchmark for Test Generation In this work, we propose the **SoftWare Testing bench**, **SWT-BENCH**, a novel and comprehensive dataset for test generation in Python, containing over 1 700 samples, each consisting of a GitHub issue, a golden patch fixing the issue, and a set of golden reference tests, obtained by transforming the popular SWE-BENCH [16] from code repair to test generation. Our key insight is that any code repair task can be transformed into a test generation task, even in the absence of golden tests, by leveraging the golden patch for evaluation. Concretely, for every generated test, we determine whether it reproduces the described issue, by checking whether it fails on the original repository but passes after the golden patch is applied. We illustrate this evaluation process of SWT-BENCH in Fig. 1. Additionally, we propose a more fine-grained evaluation metric based on the coverage the generated tests achieve on the code modified by the golden patch.

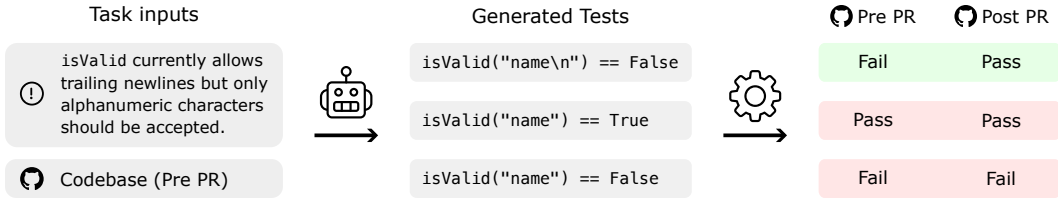


Figure 1: Evaluation of an SWT-BENCH instance. Given an issue description in natural language and the corresponding codebase, the task is to generate tests that reproduce the issue. We considered a test to reproduce the issue if it fails on the codebase before the pull request (PR) is accepted, i.e., before the golden patch is applied, but passes after. We call this a fail-to-pass test ($F \rightarrow P$).

Benchmarking Test Generation Methods We evaluate various existing approaches on SWT-BENCH, including directly prompting state-of-the-art LLMs to generate tests for the given issue, the state-of-the-art test generation method LIBRO [13], and different Code Agents adapted to the task of test generation [1, 3]. Interestingly, we find that despite being designed for code repair, the Code Agent SWE-AGENT outperforms all other methods at test generation, both reproducing more issues and achieving higher coverage. However, we still observe significant complementarity between the different approaches, with an ideal ensemble of the best three methods solving 88% more samples than the best single method. Further, while the performance on code repair and test generation is generally correlated, this does not hold on a per-sample basis, indicating that generating a test for and fixing a given issue are distinct tasks of different difficulty. Finally, we find that generated tests can serve as a strong signal for the correctness of proposed code fixes, with SWE-AGENT achieving twice the precision on fixes that pass self-generated tests that failed before the fix was applied.

Key Contributions Our key contributions are:

- We introduce SWT-BENCH, a new benchmark for test generation based on an extensive dataset of real-world software repositories, user issues, code patches, and test cases (§3).
- We propose to adapt Code Agents to the task of test generation (§4).
- We provide an extensive evaluation of SWT-BENCH, and demonstrate that Code Agents excel at test generation, outperforming all prior methods (§5).

2 Related Work

Code Datasets Over recent years, a variety of code datasets such as HumanEval [17], APPS [18], and MBPP [19] have been proposed to assess the capabilities of code synthesis and repair systems [20, 21]. However, these largely focus on interview-style coding challenges or function-level code synthesis and do not capture the complexity of real-world codebases. Further, they have been shown to often include insufficient test cases to properly assess the correctness of the generated code [22].

Recently, a range of repository-level code-generation benchmarks [23, 24] including the popular SWE-BENCH [16] have emerged as modern LLMs began to saturate the simpler function-level benchmarks. However, none of these benchmarks were designed to assess test generation.

The only dataset for bug localization and program repair that is based on real-world issues, Defects4J [25], focuses on Java, is limited in size, and contains only short bug descriptions rather than detailed issue reports. In contrast, SWT-BENCH is based on Python, which is better supported by modern Code Agents, contains detailed issue reports, and is significantly larger.

Automated Unit Test Generation Many approaches have been suggested to automate (unit) test generation leveraging symbolic execution [9], specialized transformers [10], and general purpose LLMs [7, 8, 10–15]. Depending on their focus, they can be used to increase test coverage [7, 12], find edge cases [9] or reproduce user bugs [13]. We evaluate the most recent applicable method (LIBRO [13]) and a range of other LLM-based approaches on SWT-BENCH.

Code Agents Over the last year, LLMs have been equipped with tools to observe and interact with their environment over multiple turns and preserve a state across these turns [26–30]. These so-called Agents have proven successful on a range of complex tasks, including code repair and

synthesis [1–6]. Such Code Agents can typically search, read, and edit code using an agent computer interface (ACI) [1]. In this work, we leverage such Code Agents for automatic test generation by changing their instructions. Specifically, we adapt SWE-AGENT [1] and AUTOCODEROVER [3].

3 Benchmarking Test Generation

In this section, we outline the structure of the proposed benchmark, SWT-BENCH, and how we leverage it to measure the capabilities of LLMs and Code Agents.

3.1 Notation and Definitions

We first introduce the notation to describe codebases, their test suites, and changes to these codebases in the form of patches. We denote a codebase R after applying patch X as $R \circ X$. Several patches can be applied sequentially, i.e. $R \circ X \circ Y$ is the codebase R after applying a first patch X and then a second one Y . Initially, the codebase R contains a possibly empty test suite S_R . When a new patch is applied to R , a set of new tests T is usually added to check the correctness of the introduced patch and prevent regression.

A test s can either pass (P) or fail (F) after we execute it within the context of R . We consider a test to fail if an error is thrown after execution, e.g., an `AssertionError` or `ValueError`. Such test errors frequently occur if R lacks or misimplements the functionality captured by the test. They can also occur due to other reasons, such as incorrect syntax or formatting of the added test. Conversely, a test passes when running the test triggers no error. We define this process as an execution function: $\text{exec}(s, R) \in \{P, F\}$.

We consider a test s to successfully reproduce a described issue of R if it fails on the original codebase (i.e. $\text{exec}(s, R) = F$) but passes on the patched codebase $R \circ X$ (i.e. $\text{exec}(s, R \circ X) = P$). We denote these tests, by slight abuse of notation, with $F \rightarrow P$. Further, we consider the set of new tests T to be successful if it contains at least one $F \rightarrow P$ test and no test that fails on the patched codebase, or formally $(\exists s \in T, \text{exec}(s, R) = F) \wedge (\forall s \in T, \text{exec}(s, R \circ X) = P)$.

3.2 Benchmark Overview

To construct SWT-BENCH, we leverage the same underlying data as SWE-BENCH [16] and summarize its three-stage construction process here for completeness’ sake.

1. Scrape a total of $\sim 90\,000$ pull requests (PRs) from 12 popular open-source Python repositories from GitHub.
2. Filter PRs to only include those that were merged, resolved a GitHub issue, and made changes to a test file.
3. Filter PRs to feature at least one $F \rightarrow P$ test, removing PRs that result in installation or runtime errors.

Table 1: Characterization of different attributes of SWT-BENCH instance.

		Mean	Max
Issue Text	# Words	315.1	8756
	# Files	210.1	384
Codebase	# Lines	52330.8	122605
	# $F \rightarrow P$	0.05	55
Existing Tests	# $F \rightarrow F$	1.5	98
	# $P \rightarrow P$	91.4	4837
	# $P \rightarrow F$	0.3	40
	# total	105.1	4842
	Coverage	32.3%	67.7%
	# $F \rightarrow P$	1.5	952
Golden Tests	# $F \rightarrow F$	0.0	5
	# $P \rightarrow P$	1.6	766
	# $P \rightarrow F$	0.0	0
	# added	2.8	750
	# removed	0.3	104

This results in 2 294 task instances, each consisting of a GitHub issue, a golden patch X^* fixing the issue, and a set of golden reference tests T^* .

However, we find that the test suite used in the `sphinx` library is incompatible with the `python trace` module which we use to measure coverage. We thus exclude the 187 corresponding instances from our benchmark. For an additional 345 instances the golden patch can not be evaluated without errors or does not fix the described issue, i.e., that the number of failing tests in $S_{R \circ X^* \circ T^*}$ does not decrease compared to $S_{R \circ T^*}$. We exclude these as well, leaving a total of 1 762 instances in SWT-BENCH. To enable cheaper evaluation we create SWT-BENCH-LITE, a subset of 253 issues, corresponding to SWE-BENCH-LITE.

We summarize key statistics of SWT-BENCH in Table 1 and show its repository composition in Fig. 2. While issue descriptions are on average only 315 words long, the longest one reaches 8756 words. Generally, repository complexity is high with on average 210 files and over 50 000 lines of code. Many repositories feature large test suites of > 90 and up to 4800 tests, covering a third of the entire code base. Most of these existing tests are unaffected by the golden patch with only 0.05 $F \rightarrow P$ and 0.3 $P \rightarrow F$ tests on average. The golden tests remove on average 0.3 tests and add another 2.8 new test cases, of which roughly half are $F \rightarrow P$ and $P \rightarrow P$ each.

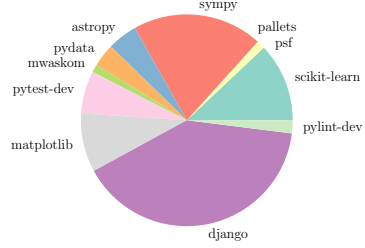


Figure 2: Distribution of SWT-BENCH instances over repositories.

3.3 Metrics

We propose two main metrics to evaluate the test generation performance of any method, Fail-to-Pass rate ($F \rightarrow P$) and change coverage (C), described below.

Fail-to-Pass Rate The Fail-to-Pass rate ($F \rightarrow P$) measures the portion of instances where the generated tests reproduced the issue, i.e., at least one test failed on the original codebase and all passed on the fixed version. This is the most important performance measure as $F \rightarrow P$ tests are key for test-driven development and automatic code generation.

Change Coverage Coverage is an important metric to determine what portion of a codebase is tested. While path coverage measures this best, the exponential number of paths makes it infeasible in practice. We thus follow common practice and instead measure line coverage. As we aim to specifically test the bug described in the issue text, we consider only the coverage of the changes made by the golden patch. Further, we observe that some patches include large portions of unexecutable lines, e.g. documentation or configuration files, and exclude them from our analysis. Specifically, we consider all lines that are executed by the original test suite with and without the golden test to be executable. Finally, we consider both the coverage of removed (including modified) lines of code in the original codebase and added (including modified) lines of code in the patched codebase. We illustrate this in Fig. 3.

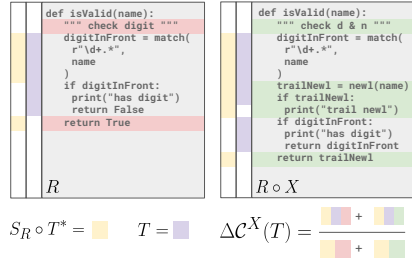


Figure 3: Illustration of change coverage ΔC of the generated tests T , given the original code base R , the golden patch X , and the golden tests T^* .

Formally, given the number of times $C_{S_R}(l) \in \mathbb{Z}^{\geq 0}$ a specific line of code l was executed when running the test suite S on the codebase R , we define the executable lines of the patch X as

$$\begin{aligned} \mathcal{X}_r^* &= \{l \in X_r \mid C_{S_R}(l) + C_{S_{R \circ T^*}}(l) > 1\} \\ \mathcal{X}_a^* &= \{l \in X_a \mid C_{S_{R \circ X}}(l) + C_{S_{R \circ X \circ T^*}}(l) > 1\}, \end{aligned}$$

where X_r and X_a are the lines added and removed by patch X , respectively, and T^* is the golden test patch. Finally, we obtain the change coverage of the generated tests T as

$$\Delta C^X(T) = \frac{\sum_{l \in \mathcal{X}_a^*} \mathbb{1}_{C_{S_{R \circ X \circ T}}(l) > C_{S_{R \circ X}}(l)} + \sum_{l \in \mathcal{X}_r^*} \mathbb{1}_{C_{S_{R \circ T}}(l) > C_{S_R}(l)}}{|\mathcal{X}_r^*| + |\mathcal{X}_a^*|}.$$

Where X and T are clear from context, we drop them for notational clarity. If none of the lines modified by the golden patch X are executed by any test, i.e., $|\mathcal{X}_r^*| + |\mathcal{X}_a^*| = 0$, we exclude this instance from our coverage analysis (43.1% of cases).

Patch Applicability Many LLMs struggle to generate valid code patch files [16] and the methods we investigate employ different approaches to mitigate this issue. To assess them, we additionally measure the patch applicability \mathcal{A} as the portion of instances for which a valid patch was generated.

<pre> 1 -- demo/file.py 2 +++ demo/file.py 3 @@-4,5 +4,5 @@ 4 def test_euclidean(a, b): 5 - assert euclidean(1, 0) == 1 6 + assert euclidean(100, 10) == 10 7 assert euclidean(1, 1) == 1 </pre>	<pre> 1 demo/file.py 2 rewrite 3 1 4 def test_euclidean(a, b): 5 assert euclidean(100, 10) == 10 6 assert euclidean(1, 1) == 1 7 end diff </pre>
--	--

Figure 4: Comparison of the default unified diff format (left) and our fault-tolerant version (right).

4 Automatic Test Generation

We first discuss how the test generation task differs from code repair, before introducing a novel code diff format based on these insights that is optimized for fault tolerance. Finally, we propose a range of test generation methods based on directly querying LLMs and leveraging Code Agents.

4.1 Test Generation vs Code Repair

Automatic test generation is closely related to code repair: Instead of predicting a patch X that fixes the described issue and is then evaluated using a golden test T^* , we aim to predict one or multiple reproducing tests T which are then evaluated on both the original codebase R and after applying the golden patch X^* . However, there are some key differences between the two tasks: First, adapting an existing test suite to reproduce an issue typically only requires adding new tests. Concretely, 71% of golden tests in SWT-BENCH only add new test functions, with another 28% modifying existing functions, and only 1% removing functions. Second, testing permits and requires a more granular analysis. While fixed code is either correct and passes all test cases or incorrect when failing any of them, generated tests can be correct but irrelevant to the issue ($P \rightarrow P$), call relevant code but fail to expose the precise bug (increase in coverage), reproduce the issue with varying comprehensiveness on edge cases ($F \rightarrow P$, with varying coverage), or fail in a variety of different ways.

4.2 A Code Diff Format for Automatic Test Generation

Code changes are typically represented in the unified diff format, i.e., in the git patch and diff format. While using this format to represent code changes is both precise and human-readable, it is very sensitive to misspecifications, requiring, e.g., the exact line numbers of code changes to be specified and specific code snippets (including all to-be-changed lines) to be repeated verbatim. As a result, many LLMs struggle to produce valid patch files [16] with, e.g., GPT-4 only succeeding in 16% of cases, resulting in only 1 correctly reproduced issues.

To alleviate this issue, we propose an adjusted patch format optimized for LLM generation that is easier to adhere to and more robust. Specifically, our custom diff format allows entire functions or classes to be inserted, replaced, or deleted, given the full function or class definition and (fault-tolerant) location in the code. We show an example in Fig. 4, comparing it to the unified diff format. Based on whether the model wants to rewrite an existing function or insert a new function, the provided code is then substituted or inserted at the code location. This format is particularly well suited for test generation which usually only requires adding test functions. We provide a more formal description of this format in App. A and demonstrate its effectiveness in §5.

4.3 Direct LLM Generation of Tests

We consider four baselines for test generation: Direct zero-shot prompting with the unified patch format (ZEROSHOT), zero-shot prompting with our novel patch format (ZEROSHOTPLUS), using an oracle to select the best of 5 generations (PASS@5), and the state-of-the-art test generation method, LIBRO [13], which uses a range of heuristics to pick the most promising among multiple generated tests. In all methods, the LLM is instructed to add tests to reproduce and cover the described issue in the codebase. We describe these methods below, deferring further details to App. B.

ZEROSHOT prompts the model with the issue description, a subset of the codebase retrieved using BM-25 [31], and instructions to generate a patch file in unified diff format.

ZEROSHOTPLUS is similar to ZEROSHOT but leverages our custom diff format, discussed in §4.2, which is optimized for LLMs and robustness to minor specification errors.

PASS@5 uses our ZEROSHOTPLUS prompting scheme to generate 5 proposal tests and then uses an oracle to pick the best one. While this is of course not practical in a real-world setting, it allows us to assess the potential of the LLM to generate good test cases given an effective selection mechanism.

LIBRO [13], is the current state-of-the-art for LLM-based test generation. Similar to PASS@5 it generates multiple proposal tests. However, instead of using an oracle, it combines multiple heuristics to select the best test cases. In particular, it runs all generated tests and then selects the one inducing an error that is most similar to the problem description. This permits not only checking whether a generated diff is valid and the proposed test fails on the original codebase but also selecting the most relevant test case. As Libro was originally proposed for Java, we adapt it to our Python setting.

Adapting LIBRO to our Setting Kang et al. [13] originally proposed LIBRO for an evaluation in a pass@k setting. There, it is useful to rank all generated tests to improve performance at $k > 1$. As we only consider pass@1, we drop ranking components irrelevant for the top-1 test in our reimplementation. Further, LIBRO includes heuristics for importing missing dependencies and inserting tests into the correct classes. While effective in Java, this is superfluous for Python, where tests can be added outside classes and dependency imports are (empirically) correctly generated by the LLM. We thus also drop these components.

LIBRO clusters test cases based on whether the generated execution trace matches the issue description. As exact matching is often not applicable for the unstructured issue descriptions, we measure the similarity between the error message and the issue description by extracting the execution trace of the generated test cases and querying the same LLM used for test generation to judge whether they relate to the same issue. Depending on its answer, we obtain two clusters and choose the shortest result of the preferred cluster.

4.4 Code Agents for Test Generation

LLM-based agents are systems that take actions based on LLM-generated text, providing tools to observe and interact with their environment over multiple turns and preserve some state across these turns. In the case of Code Agents, they can typically search, read, and edit code using an agent computer interface (ACI) [1]. Recent work has shown that such Code Agents are particularly effective for complex repository-level code synthesis and repair tasks, outperforming unaided LLMs by a significant margin [1–5]. In this work, we leverage Code Agents for automatic test generation by adjusting their instructions. Specifically, we adapt SWE-AGENT [1] and AUTOCODEROVER [3].

SWE-AGENT [1] provides the LLM direct access to (augmented) command line tools and pre-processes their output to be more easily parseable by the LLM. In particular, they provide special tools for searching, viewing, and editing files. Beyond this, they provide little guardrails or structure for the LLM beyond initial instructions and let the model interact with a limited shell environment.

AUTOCODEROVER [3] separates the code repair task into two distinct stages. In the first stage, the LLM is tasked with collecting relevant context for the task at hand. To this end, it is equipped with a range of advanced code search and navigation tools, allowing it, e.g., to retrieve class signatures, function definitions, or surrounding code snippets. In the second stage, the LLM is tasked with generating the actual code patch in a single step, retrying only if the patch can not be applied.

Adapting Code Agents for Test Generation As SWE-AGENT and AUTOCODEROVER were designed for program repair, we adapt their system and instruction prompts to focus on creating high-quality test cases. We find that the underlying LLMs are capable of following these changed instructions and successfully generate test cases for up to 96% of issues. Typically, the instruction changes were as simple as replacing a phrase like "solve this issue" with "create unit tests that cover the issue". We provide a more detailed description of the used prompts in App. B.

We experiment with instructing SWE-AGENT explicitly to execute the generated test cases before returning them and reminding the agent if it forgets to do so. We call this variant SWE-AGENT+ and find that this increases the $F \rightarrow P$ rate from 9.9% to 11.1% (see Table 2).

5 Experimental Evaluation

We use SWT-BENCH to compare the performance of test generation methods (§5.2), their interaction with the code repair setting (§5.3), and the impact of different instance characteristics (§5.3).

5.1 Experimental Setup

We consider GPT-4 (gpt-4-1106-preview)[32], Claude 3 Haiku [33], and Mixtral 7x22b [34] (served by Together AI [35]), as underlying LLMs, using GPT-4 unless indicated otherwise. We sample at temperature $t = 0$ for all zero-shot methods and at $t = 0.7$ for LIBRO and PASS@5. For SWE-AGENT and AUTOCODEROVER, we use their default settings, restricting the number of API calls to 20 and interaction rounds to 10, respectively. For LIBRO we generate 5 tests for the heuristics to choose from. Due to budget constraints, we focus our evaluation on SWT-BENCH-LITE.

5.2 Automatic Test Generation

Comparing Test Generation Methods

We compare test generation performance in Table 2 where all methods have access only to the issue description and the original codebase. We observe that using the original git code-diff format, ZEROSHOT only generates valid patches for 16.2% of issues. Using our novel test-specific code-diff format (ZEROSHOTPLUS) boosts this rate to 77.1% yielding a 15x increase in $F \rightarrow P$ rate to 6.3%. While picking the best among five generated tests (PASS@5) even yields 11.5%, the heuristics employed by LIBRO can only convert about half of this gap into an $F \rightarrow P$ rate of 9.1%, still beating AUTOCODEROVER which achieves an $F \rightarrow P$ rate of 7.5%. SWE-AGENT, however, outperforms LIBRO at 9.9% $F \rightarrow P$ rate, increased to 11.1%, when instructed to check its generated tests (SWE-AGENT+). Interestingly, SWE-AGENT produces fewer initially failing tests than AUTOCODEROVER and LIBRO despite having almost perfect applicability and yielding a higher $F \rightarrow P$ rate.

We conclude that general-purpose Code Agents already outperform domain-specific test generation methods, with test-specific agents promising further improvements.

Coverage of Generated Tests We analyze the change coverage ΔC of the generated tests, i.e., the portion of executable golden patch code that is covered by the generated tests, in Table 3. Across all methods, we observe a significantly higher coverage on $F \rightarrow P$ instances, indicating that coverage is indeed a good but more granular measure of test quality. Interestingly, SWE-AGENT+ achieves notably lower coverage than SWE-AGENT, especially on $F \rightarrow P$ instances, highlighting the potential of providing agents with more test-generation-specific tools to identify promising tests. Further, LIBRO achieves substantially lower coverage than the Code Agents, most likely as a consequence of preferring shorter tests.

Model Effect We compare the effect of different underlying LLMs for SWE-AGENT in Table 4. We observe that not only $F \rightarrow P$ rate but even applicability (\mathcal{A}) is highly sensitive to the underlying LLM’s performance, with both Haiku and Mixtral achieving significantly lower performance than GPT-4.

Table 2: Rate of valid patches (\mathcal{A}), fail-to-any tests ($F \rightarrow \times$), reproducing fail-to-pass tests ($F \rightarrow P$), and correct but unhelpful pass-to-pass tests ($P \rightarrow P$), all in %.

Method	\mathcal{A} (\uparrow)	$F \rightarrow \times$ (\uparrow)	$F \rightarrow P$ (\uparrow)	$P \rightarrow P$
PASS@5	85.4	32.0	11.5	53.4
ZEROSHOT	16.2	6.7	0.4	9.5
ZEROSHOTPLUS	77.1	32.0	6.3	45.1
LIBRO	79.4	36.8	9.1	42.7
AUTOCODEROVER	77.1	38.3	7.5	38.7
SWE-AGENT	96.4	36.4	9.9	60.1
SWE-AGENT+	94.9	34.0	11.1	60.9

Table 3: Change Coverage ΔC [%] as defined in §3.3 aggregated over $F \rightarrow P$ instances, none $F \rightarrow P$ instances, and all instances.

Method	ΔC^{all}	$\Delta C^{F \rightarrow P}$	$\Delta C^{\neg(F \rightarrow P)}$
GOLDEN	45.1	45.1	-
PASS@5	7.3	38.2	3.6
ZEROSHOTPLUS	8.5	48.9	6.1
LIBRO	10.8	33.8	8.6
AUTOCODEROVER	12.3	51.9	8.6
SWE-AGENT	15.5	56.8	8.9
SWE-AGENT+	14.4	47.2	8.7

Table 4: Comparison of different underlying LLMs for SWE-AGENT.

Model	\mathcal{A} (\uparrow)	$F \rightarrow \times$ (\uparrow)	$F \rightarrow P$ (\uparrow)	$P \rightarrow P$
GPT-4	96.4	36.4	9.9	60.1
Haiku	42.7	12.6	0.8	30.0
Mixtral	10.3	3.2	0.0	7.1

5.3 Code Repair and Test Generation

Test Generation for a Given Code Patch To assess the effectiveness of automatic test generation at testing specific, provided fixes, we investigate the effect of providing a (possibly incorrect) code patch, the files it changed, and the test file to be modified instead of the files retrieved with BM25, reporting results in Table 5. We use ZEROSHOTPLUS to generate incorrect patches, resampling ≤ 5 times and excluding instances where we could not generate an incorrect but applicable patch, reducing the sample size to $n = 136$. We observe that while providing the test files to change, almost triples $F \rightarrow P$ from 4.4% to 15.4%, exceeding the best Code Agents, providing a code patch and the files it changed has a much smaller impact, increasing $F \rightarrow P$ only to 10.3% for the golden patch and 6.6% for an incorrect patch. This highlights the importance of retrieving the correct context for generating relevant tests.

Table 5: ZEROSHOTPLUS, given the test files to change, the golden (✓) or an incorrect (✗) code fix, and the files modified by the golden (✓) or incorrect fix (✗). Rate of valid patches (\mathcal{A}), $F \rightarrow \times$, $F \rightarrow P$, and $P \rightarrow P$, all in %.

Test	Files	Patch	\mathcal{A}	$F \rightarrow \times$	$F \rightarrow P$	$P \rightarrow P$
-	-	-	80.1	36.0	4.4	44.1
-	✓	✓	97.1	73.5	10.3	23.5
-	✗	✗	77.9	39.7	6.6	38.2
✓	-	-	94.1	80.9	15.4	13.2
✓	✓	✓	96.3	75.7	16.9	20.6
✓	✗	✗	96.3	81.6	13.2	14.7

Filtering Code Fixes with Generated Tests State-of-the-art code generation methods only resolve around 20% of cases on SWE-BENCH-LITE. Without suitable tests to distinguish correct from incorrect fixes, the overhead from manual testing [36] would thus outweigh any benefits from automatic code generation. To address this issue, we use SWE-AGENT to generate both patches and tests. We then filter the generated patches, retaining only those with generated $F \rightarrow P$ tests. While only achieving 10% recall, this more than doubles the precision of SWE-AGENT to 45%, making it significantly more practically useful and highlighting the importance of test generation.

Correlation of Test Generation and Code Repair

We analyze the overlap between solved instances of SWE-BENCH and SWT-BENCH, showing results in Table 6. We observe that the overlap is small for both methods, with no statistical evidence of correlation (p-values of 65.6% and 53.4% for ZEROSHOTPLUS and SWE-AGENT, respectively, under the null hypothesis of independence and uniform hardness), indicating that generating tests and fixes are distinct tasks of different difficulties. Further, we observe that while general-purpose LLMs solve the same number of instances in both tasks, code agents solve only half as many SWT as SWE-BENCH instances, highlighting the potential for the development of test-specific agents.

Table 6: Overlap in solved SWE-BENCH and SWT-BENCH.

	SWT	SWE	Overlap	p-Value [%]
ZEROSHOTPLUS	16	16	1	65.6
SWE-AGENT	25	48	5	53.4

Distribution over Repositories

We compare the success rate of SWE-AGENT for test and fix generation across repositories in Fig. 5. Despite a significantly lower overall success rate, we observe that test generation is not uniformly harder than fix generation. Instead, it obtains similar success rates across four repositories, and higher success rates on an additional two. However, there are significantly more (five) repositories where test generation fails entirely while code repair only fails on two. Manually inspecting instances

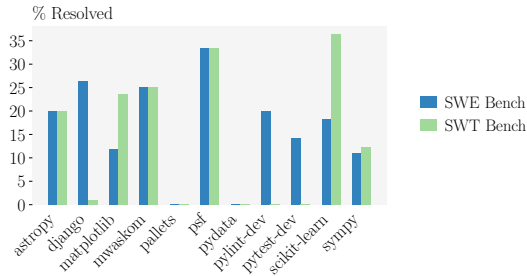


Figure 5: Distribution of $F \rightarrow P$ rates across repositories for different test generation methods.

from these repositories where test generation fails, we find pydata has a particularly complex codebase and makes heavy use of parameterization and fixtures in their testing, pytest-dev, a testing tool, naturally has a highly unusual testing setup as it aims to test other tests, and pallets has extremely long golden test lengths indicating particularly challenging testing problems. For pylint-dev generated tests are all $P \rightarrow P$ making them correct but unhelpful.

5.4 Test Generation Success and Instance Characteristics

Effect of Issue Description Length

We investigate the relationship between issue description length and test generation performance in Fig. 6. We observe a general trend that issues with longer descriptions are easier to generate tests for, with all methods achieving a higher $F \rightarrow P$ rate for longer descriptions. This is likely due to the increased amount of information available in longer descriptions.

Interestingly, only AUTOCODEROVER, which specializes in relevant context recovery, achieves a non-zero $F \rightarrow P$ rate on the shortest issue descriptions, further supporting this hypothesis. SWE-AGENT, which is able to interact with the codebase across multiple turns, is least sensitive to issue description length, achieving approximately the same $F \rightarrow P$ rate for all but the shortest lengths.

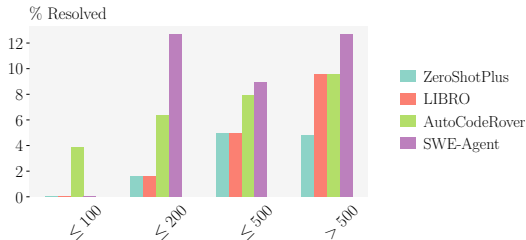


Figure 6: Distribution of $F \rightarrow P$ rates across issue description lengths in # tokens

Model Complimentarity We consider three diverse models from §5.2 and analyze the overlap in the instances for which they are able to generate successful tests. We show the results in Fig. 7. While the best-performing approach, SWE-AGENT, alone is only able to solve 25 instances, the combination of all three approaches is able to solve 47 instances. Interestingly, the overlap between the two relatively similar agent-based approaches AUTOCODEROVER and SWE-AGENT is smaller than between either one and the test-generation specific LIBRO.

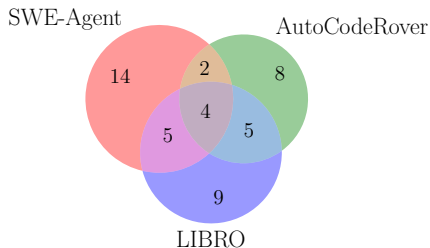


Figure 7: Overlap in instances solved by the three best performing methods.

6 Limitations

While our novel SWT-BENCH covers a wide range of real-world issues, it has several limitations: It is limited to Python, which may limit the generalizability of our findings to other programming languages. Second, the dataset is based on popular GitHub repositories, which may not be representative of common software development practices. Finally, the dataset is limited to issues resolved with the golden patch where coverage could be measured, which may induce selection biases.

Further, while our adapted Code Agents outperform methods designed for test generation, they are still notably less effective at generating tests than repairing code. As agents get developed for test generation, they might overcome some limitations we have observed in our evaluation. Therefore, our work should be understood as highlighting the potential rather than the limitations of Code Agents for test generation.

7 Conclusion

We proposed SWT-BENCH, a novel benchmark for test generation from GitHub issue descriptions and the corresponding code bases. SWT-BENCH leverages the dataset underlying the popular SWE-BENCH which additionally contains a golden patch fixing the described issue. We judge whether a generated test reproduces the described issue by checking whether the test fails before applying this golden patch and succeeds afterward. We measure both the rate of such fail-to-pass tests and the coverage of the golden patch, providing a corresponding evaluation harness. We evaluated a variety of LLM-based test generation methods including Code Agents on SWT-BENCH and found that Code Agents already outperform other approaches with only minor adaptations for the test-generation task. Finally, we demonstrated the great potential of generated tests to serve as a signal for the correctness of code fixes, with Code Agents achieving twice the precision when only proposing fixes that cause a previously failing self-generated test to pass.

References

- [1] John Yang, Carlos E. Jimenez, Alexander Wettig, Kilian Lieret, Shunyu Yao, Karthik Narasimhan, and Ofir Press. Swe-agent: Agent computer interfaces enable software engineering language models, 2024.
- [2] Wei Tao, Yucheng Zhou, Wenqiang Zhang, and Yu Cheng. MAGIS: llm-based multi-agent framework for github issue resolution. *CoRR*, abs/2403.17927, 2024.
- [3] Yuntong Zhang, Haifeng Ruan, Zhiyu Fan, and Abhik Roychoudhury. Autocoderover: Autonomous program improvement. *CoRR*, abs/2404.05427, 2024.
- [4] Islem Bouzenia, Premkumar T. Devanbu, and Michael Pradel. Repairagent: An autonomous, llm-based agent for program repair. *CoRR*, 2024.
- [5] Opendevin: Code less, make more, 2024.
- [6] Islem Bouzenia, Premkumar T. Devanbu, and Michael Pradel. Repairagent: An autonomous, llm-based agent for program repair. *CoRR*, abs/2403.17134, 2024.
- [7] Max Schäfer, Sarah Nadi, Aryaz Eghbali, and Frank Tip. An empirical evaluation of using large language models for automated unit test generation. *IEEE Trans. Software Eng.*, 50(1), 2024.
- [8] Nadia Alshahwan, Jubin Chheda, Anastasia Finegenova, Beliz Gokkaya, Mark Harman, Inna Harper, Alexandru Marginean, Shubho Sengupta, and Eddy Wang. Automated unit test improvement using large language models at meta. *CoRR*, abs/2402.09171, 2024.
- [9] Stephan Lukasczyk and Gordon Fraser. Pynquin: Automated unit test generation for python. In *Proc. of ICSE*, 2022.
- [10] Michele Tufano, Dawn Drain, Alexey Svyatkovskiy, Shao Kun Deng, and Neel Sundaresan. Unit test case generation with transformers. *ArXiv preprint*, abs/2009.05617, 2020.
- [11] Tsz On Li, Wenxi Zong, Yibo Wang, Haoye Tian, Ying Wang, Shing-Chi Cheung, and Jeff Kramer. Nuances are the key: Unlocking chatgpt to find failure-inducing tests with differential prompting. In *Proc. of ASE*, 2023.
- [12] Nadia Alshahwan, Jubin Chheda, Anastasia Finegenova, Beliz Gokkaya, Mark Harman, Inna Harper, Alexandru Marginean, Shubho Sengupta, and Eddy Wang. Automated unit test improvement using large language models at meta. *CoRR*, abs/2402.09171, 2024.
- [13] Sungmin Kang, Juyeon Yoon, and Shin Yoo. Large language models are few-shot testers: Exploring llm-based general bug reproduction. In *Proc. of ICSE*, 2023.
- [14] Sungmin Kang, Juyeon Yoon, and Shin Yoo. LLM-powered test case generation for detecting tricky bugs. *ArXiv preprint*, abs/2404.10304, 2024.
- [15] Yinghao Chen, Zehao Hu, Chen Zhi, Junxiao Han, Shuiguang Deng, and Jianwei Yin. Chatunitest: A framework for llm-based test generation. *arXiv e-prints*, 2023.
- [16] Carlos E Jimenez, John Yang, Alexander Wettig, Shunyu Yao, Kexin Pei, Ofir Press, and Karthik Narasimhan. Swe-bench: Can language models resolve real-world github issues? *ArXiv preprint*, abs/2310.06770, 2023.
- [17] Mark Chen, Jerry Tworek, Heewoo Jun, Qiming Yuan, Henrique Pondé de Oliveira Pinto, Jared Kaplan, Harrison Edwards, Yuri Burda, Nicholas Joseph, Greg Brockman, Alex Ray, Raul Puri, Gretchen Krueger, Michael Petrov, Heidy Khlaaf, Girish Sastry, Pamela Mishkin, Brooke Chan, Scott Gray, Nick Ryder, Mikhail Pavlov, Alethea Power, Lukasz Kaiser, Mohammad Bavarian, Clemens Winter, Philippe Tillet, Felipe Petroski Such, Dave Cummings, Matthias Plappert, Fotios Chantzis, Elizabeth Barnes, Ariel Herbert-Voss, William Hebggen Guss, Alex Nichol, Alex Paino, Nikolas Tezak, Jie Tang, Igor Babuschkin, Suchir Balaji, Shantanu Jain, William Saunders, Christopher Hesse, Andrew N. Carr, Jan Leike, Joshua Achiam, Vedant Misra, Evan Morikawa, Alec Radford, Matthew Knight, Miles Brundage, Mira Murati, Katie Mayer, Peter Welinder, Bob McGrew, Dario Amodei, Sam McCandlish, Ilya Sutskever, and Wojciech Zaremba. Evaluating large language models trained on code. *CoRR*, 2021.

- [18] Dan Hendrycks, Steven Basart, Saurav Kadavath, Mantas Mazeika, Akul Arora, Ethan Guo, Collin Burns, Samir Puranik, Horace He, Dawn Song, and Jacob Steinhardt. Measuring coding challenge competence with APPS. In *NeurIPS Datasets and Benchmarks*, 2021.
- [19] Jacob Austin, Augustus Odena, Maxwell I. Nye, Maarten Bosma, Henryk Michalewski, David Dohan, Ellen Jiang, Carrie J. Cai, Michael Terry, Quoc V. Le, and Charles Sutton. Program synthesis with large language models. *ArXiv preprint*, abs/2108.07732, 2021.
- [20] Derrick Lin, James Koppel, Angela Chen, and Armando Solar-Lezama. Quixbugs: a multi-lingual program repair benchmark set based on the quixey challenge. In *Proc. of SPLASH*, 2017.
- [21] Yujia Li, David Choi, Junyoung Chung, Nate Kushman, Julian Schrittwieser, Rémi Leblond, Tom Eccles, James Keeling, Felix Gimeno, Agustin Dal Lago, Thomas Hubert, Peter Choy, Cyprien de Masson d’Autume, Igor Babuschkin, Xinyun Chen, Po-Sen Huang, Johannes Welbl, Sven Gowal, Alexey Cherepanov, James Molloy, Daniel J. Mankowitz, Esme Sutherland Robson, Pushmeet Kohli, Nando de Freitas, Koray Kavukcuoglu, and Oriol Vinyals. Competition-level code generation with alphacode. *Science*, 378(6624), 2022.
- [22] Jiawei Liu, Chunqiu Steven Xia, Yuyao Wang, and Lingming Zhang. Is your code generated by chatgpt really correct? rigorous evaluation of large language models for code generation. In *Proc. of NeurIPS*, 2023.
- [23] Tianyang Liu, Canwen Xu, and Julian J. McAuley. Repobench: Benchmarking repository-level code auto-completion systems. *CoRR*, abs/2306.03091, 2023.
- [24] Naman Jain, Manish Shetty, Tianjun Zhang, King Han, Koushik Sen, and Ion Stoica. R2e: Turning any github repository into a programming agent test environment. In *ICLR 2024*, 2024.
- [25] René Just, Darioush Jalali, and Michael D. Ernst. Defects4j: a database of existing faults to enable controlled testing studies for java programs. In *Proc. of ISSTA*, 2014.
- [26] Shuofei Qiao, Ningyu Zhang, Runnan Fang, Yujie Luo, Wangchunshu Zhou, Yuchen Eleanor Jiang, Chengfei Lv, and Huajun Chen. AUTOACT: automatic agent learning from scratch via self-planning. *CoRR*, abs/2401.05268, 2024.
- [27] Qingyun Wu, Gagan Bansal, Jieyu Zhang, Yiran Wu, Shaokun Zhang, Erkang Zhu, Beibin Li, Li Jiang, Xiaoyun Zhang, and Chi Wang. Autogen: Enabling next-gen LLM applications via multi-agent conversation framework. *CoRR*, abs/2308.08155, 2023.
- [28] Chen Qian, Xin Cong, Cheng Yang, Weize Chen, Yusheng Su, Juyuan Xu, Zhiyuan Liu, and Maosong Sun. Communicative agents for software development. *CoRR*, abs/2307.07924, 2023.
- [29] Weize Chen, Yusheng Su, Jingwei Zuo, Cheng Yang, Chenfei Yuan, Chen Qian, Chi-Min Chan, Yujia Qin, Yaxi Lu, Ruobing Xie, Zhiyuan Liu, Maosong Sun, and Jie Zhou. Agentverse: Facilitating multi-agent collaboration and exploring emergent behaviors in agents. *CoRR*, abs/2308.10848, 2023.
- [30] Sirui Hong, Xiawu Zheng, Jonathan Chen, Yuheng Cheng, Jinlin Wang, Ceyao Zhang, Zili Wang, Steven Ka Shing Yau, Zijuan Lin, Liyang Zhou, et al. Metagpt: Meta programming for multi-agent collaborative framework. *ArXiv preprint*, abs/2308.00352, 2023.
- [31] Stephen E. Robertson and Hugo Zaragoza. The probabilistic relevance framework: BM25 and beyond. *Found. Trends Inf. Retr.*, 3(4), 2009.
- [32] OpenAI. GPT-4 technical report. *ArXiv preprint*, abs/2303.08774, 2023.
- [33] Anthropic. Introducing Claude, 2023.
- [34] MistralAI Team. Cheaper, better, faster, stronger - continuing to push the frontier of ai and making it accessible to all., 2024.

- [35] TogetherAI. Together AI API, 2023.
- [36] Ye Yang, Mei He, Mingshu Li, Qing Wang, and Barry W. Boehm. Phase distribution of software development effort. In *Proc. of ESEM*, 2008.

A Formalization of Custom Prompt Format for ZEROSHOTPLUS

We introduce a custom prompt format for language models to aid them with patch generation in the zero-shot setting. The format is visualized in Fig. 8 similar to how it is provided to the language model. A full example of applying the format on two files is part of the full prompt of ZEROSHOTPLUS in Figs. 10 and 11.

A diff block must start and end with `diff` and `end diff` respectively. The first line inside the block must specify an existing file for rewrites and may point to a new file in the case of insertion. Next, the language model specifies whether it intends to rewrite an existing function or insert a new function. If no exact match of the function name is found, we employ a fuzzy search using the line number or EOF/BOF as an indicator for where to look for the existing functions. EOF and BOF are particularly useful for inserting new functions. We note that diff blocks can be repeated an arbitrary number of times.

B Full prompts

ZEROSHOT, ZEROSHOTPLUS and LIBRO The full prompt for ZEROSHOT is displayed in Figs. 9 and 10. The full prompt for ZEROSHOTPLUS and LIBRO is displayed in Figs. 11 and 12. Except for the way we include files, all lines are changed with respect to the setting in SWE-BENCH. This includes in particular the demonstration of the unified diff format on an example. In the setting for Table 5 we add the lines highlighted in **boldface**.

SWE-AGENT and SWE-AGENT+ The prompt for SWE-AGENT and SWE-AGENT+ is shown in Fig. 13. Changes with respect to the prompt of [16] are highlighted in **boldface**. The additional changes for SWE-AGENT+ are highlighted in **green**.

AUTOCODEROVER The AUTOCODEROVER [3] leverages a number of prompts that are provided to the model in different phases of the code/test generation process. We adapt the key prompts and display them in Fig. 14. Changes are highlighted in **boldface**. Further, we change every occurrence of "bug location" in the original prompts to "relevant location". We further add a function to the ACI that allows inserting code in new files and fetching the entire code (capped at the first 100 lines) of any file.

C Licenses of used Code

We adapt code from the following projects in our work and include the respective licenses:

1. SWE-BENCH [16]: MIT License
2. SWE-AGENT [1]: MIT License
3. AUTOCODEROVER [3]: GNU General Public License

For all licenses of the repositories used in SWT-BENCH, we refer to Jiminez et al. [16], which contains a detailed list with licenses for each repository included.

Table 7: Cost of different LLMs running SWE-AGENT on SWT-BENCH Lite in USD

Model	GPT-4	Haiku	Mixtral
Cost	290.71	10.28	67.90

Table 8: Cost of running different methods on SWT-BENCH Lite using GPT-4 in USD

Method	ZEROSHOT	ZEROSHOTPLUS	PASS@5	LIBRO	AUTOCODEROVER	SWE-AGENT
Cost	82.13	80.70	403.65	420.14	368.40	290.71

```
1 diff
2 < path or filename >
3 < "rewrite" or "insert" >
4 < line number / EOF / BOF >
5 < function to rewrite or insert >
6 end diff
7 < repeat as necessary >
```

Figure 8: The Custom Diff format for ZEROSHOTPLUS

D Computational cost

There is cost to both running inference on Language Models and on evaluation their predictions on the test suites of the repositories. Since the evaluation can be performed on a consumer grade machine in reasonable time, we focus on the cost inferred from LLM inference. We report the cost for each setting in Tables 7 and 8, displaying the average cost of a full inference on SWT-BENCH Lite for each model and method. The difference between cost of PASS@5 and LIBRO is just the additional filtering step incurred by LIBRO. We note that there is actually no additional cost incurred from calling both PASS@5 and LIBRO, since the examples can be re-used in both approaches.

```

1 The following text contains a user issue (in <issue/> brackets) posted at a repository.
  Further, you are provided with file contents of several files in the repository that
  contain relevant code (in <code> brackets). It may be necessary to use code from
  third party dependencies or files not contained in the attached documents however.
  Your task is to identify the issue and implement a test case that verifies a
  proposed solution to this issue. More details at the end of this text.
2
3 <issue>
4 user issue comes here
5 </issue>
6
7 retrieval results or oracle files come here
8
9 Please generate test cases that check whether an implemented solution
10 resolves the issue of the user (at the top, within <issue/> brackets).
11 Present the test cases in unified diff formatting.
12
13 The general format of a diff is the unified output format, described as follows.
14 The unified output format starts with a two-line header, which looks like this:
15
16 --- from-file
17 +++ to-file
18
19 Next come one or more hunks of differences; each hunk shows one area where the files
  differ. Unified format hunks look like this:
20
21 @@ from-file-line-numbers to-file-line-numbers @@
22  line-from-either-file
23  line-from-either-file
24
25 If a hunk contains just one line, only its start line number appears. Otherwise its line
  numbers look like 'start,count'. An empty hunk is considered to start at the line
  that follows the hunk.
26
27 If a hunk and its context contain two or more lines, its line numbers look like 'start,
  count'. Otherwise only its end line number appears. An empty hunk is considered to
  end at the line that precedes the hunk.
28
29 The lines common to both files begin with a space character. The lines that actually
  differ between the two files have one of the following indicator characters in the
  left print column:
30
31 '+' A line was added here to the first file.
32 '-' A line was removed here from the first file.
33
34 Insertion can only be done at the end or beginning of the file, indicated by EOF or BOF
  respectively.
35
36 As an example for a diff, consider the following two versions of the same file, once
  before and once after a change.
37 The original version of the file was as follows.
38 [start of demo/test_file.py]
39 1 def test_euclidean(a, b):
40 2     assert euclidean(0, 0) == 0
41 3     assert euclidean(0, 1) == 1
42 4     assert euclidean(1, 0) == 1
43 5     assert euclidean(1, 1) == 1
44 6
45 7 @pytest.mark.parametrize("a, b, expected", [(0, 0, 0), (0, 1, 1), (1, 0, 1), (1, 1, 1)
  ])
46 8 def test_gcd(a, b):
47 9     assert gcd(a, b) == expected
48 10
49 [end of demo/file.py]

```

Figure 9: Part 1 of the Prompt for ZEROSHOT on SWT-BENCH

```

1
2 The diff for fix in function euclidean and adds the function gcd is as follows.
3 This diff changes the first file into the second file.
4 ```diff
5 --- a/demo/file.py
6 +++ a/demo/file.py
7 @@ -4,4 +4,5 @@
8     assert euclidean(1, 0) == 1
9     assert euclidean(1, 1) == 1
10 +   assert euclidean(100, 10) == 10
11
12 @pytest.mark.parametrize("a, b, expected", [(0, 0, 0), (0, 1, 1), (1, 0, 1), (1, 1, 1)
13     ])
14 @@ -9,2 +10,6 @@
15     assert gcd(a, b) == expected
16
17 +@pytest.mark.parametrize("a, b, expected", [(0, 0, 0), (0, 1, 1), (1, 0, 1), (1, 1, 1),
18     (100, 10, 10)])
19 +def test_lcm(a, b):
20 +   assert lcm(a, b) == expected
21 +
22 +
23
24 The new version of the file is as follows.
25 [start of demo/file.py]
26 1 def test_euclidean(a, b):
27 2     assert euclidean(0, 0) == 0
28 3     assert euclidean(0, 1) == 1
29 4     assert euclidean(1, 0) == 1
30 5     assert euclidean(1, 1) == 1
31 6     assert euclidean(100, 10) == 10
32 7
33 8 @pytest.mark.parametrize("a, b, expected", [(0, 0, 0), (0, 1, 1), (1, 0, 1), (1, 1, 1)
34     ])
35 9 def test_gcd(a, b):
36 10     assert gcd(a, b) == expected
37 11
38 12 @pytest.mark.parametrize("a, b, expected", [(0, 0, 0), (0, 1, 1), (1, 0, 1), (1, 1,
39     1), (100, 10, 10)])
40 13 def test_lcm(a, b):
41 14     assert lcm(a, b) == expected
42 15
43 [end of demo/file.py]
44
45 As you can see, you need to indicate the approximate line numbers, function name and the
46 path and file name you want to change,
47 but there can be as many independent blocks of changes as you need. You may also apply
48 changes to several files.
49 Apply as much reasoning as you please and see necessary. The format of the solution is
50 fixed and has to follow the custom diff format.
51 Make sure to implement only test cases and don't try to fix the issue itself.

```

Figure 10: Part 2 of the Prompt for ZEROSHOT on SWT-BENCH


```

1 The following text contains a user issue (in <issue/> brackets) posted at a repository.
  Further, you are provided with file contents of several files in the repository that
  contain relevant code (in <code> brackets). It may be necessary to use code from
  third party dependencies or files not contained in the attached documents however.
  Your task is to identify the issue and implement a test case that verifies a
  proposed solution to this issue. More details at the end of this text.
2
3 <issue>
4 user issue comes here
5 </issue>
6
7 The following patch has been proposed to fix the issue described in the user issue (in
  <issue/> brackets).The patch might give you a hint on how to write a covering test
  for the issue, but you should not assume that the patch is correct.It might be that
  the provided patch is not correct, so your test should check whether the patch
  resolves the issue.<patch>proposed patch</patch>
8
9 retrieval results or oracle files come here
10
11 Please generate test cases that check whether an implemented solution
12 resolves the issue of the user (at the top, within <issue/> brackets).
13 Present the test cases as a diff (custom format, explained below).
14
15 The general format of a diff is as follows.
16 ```custom-diff
17 diff
18 <path/filename>
19 < "rewrite" or "insert" >
20 < rough line number / EOF / BOF >
21 < insert function that should be added or rewritten >
22 end diff
23 < repeat blocks of diff as necessary >
24 ```
25 Insertion can only be done at the end or beginning of the file, indicated by EOF or BOF
  respectively.
26
27 As an example for a diff, consider the following two versions of the same file, once
  before and once after a change.
28 The original version of the file was as follows.
29 [start of demo/test_file.py]
30 1 def test_euclidean(a, b):
31 2     assert euclidean(0, 0) == 0
32 3     assert euclidean(0, 1) == 1
33 4     assert euclidean(1, 0) == 1
34 5     assert euclidean(1, 1) == 1
35 6
36 7 @pytest.mark.parametrize("a, b, expected", [(0, 0, 0), (0, 1, 1), (1, 0, 1), (1, 1, 1)
  ])
37 8 def test_gcd(a, b):
38 9     assert gcd(a, b) == expected
39 10
40 [end of demo/file.py]
41 ```

```

Figure 11: Part 1 of the Prompt for ZEROSHOTPLUS on SWT-BENCH

```

1 The diff for fix in function euclidean and adds the function gcd is as follows.
2 This diff changes the first file into the second file.
3 ```custom-diff
4 diff
5 demo/file.py
6 rewrite
7 1
8 def test_euclidean(a, b):
9     assert euclidean(0, 0) == 0
10    assert euclidean(0, 1) == 1
11    assert euclidean(1, 0) == 1
12    assert euclidean(1, 1) == 1
13    assert euclidean(100, 10) == 10
14 end diff
15 diff
16 demo/file.py
17 insert
18 EOF
19 @pytest.mark.parametrize("a, b, expected", [(0, 0, 0), (0, 1, 1), (1, 0, 1), (1, 1, 1),
20    (100, 10, 10)])
21 def test_lcm(a, b):
22     assert lcm(a, b) == expected
23 end diff
24
25 The new version of the file is as follows.
26 [start of demo/file.py]
27 1 def test_euclidean(a, b):
28 2     assert euclidean(0, 0) == 0
29 3     assert euclidean(0, 1) == 1
30 4     assert euclidean(1, 0) == 1
31 5     assert euclidean(1, 1) == 1
32 6     assert euclidean(100, 10) == 10
33 7
34 8 @pytest.mark.parametrize("a, b, expected", [(0, 0, 0), (0, 1, 1), (1, 0, 1), (1, 1, 1)
35    ])
36 9 def test_gcd(a, b):
37 10    assert gcd(a, b) == expected
38 11
39 12 @pytest.mark.parametrize("a, b, expected", [(0, 0, 0), (0, 1, 1), (1, 0, 1), (1, 1,
40    1), (100, 10, 10)])
41 13 def test_lcm(a, b):
42 14    assert lcm(a, b) == expected
43 15
44 [end of demo/file.py]
45
46 As you can see, you need to indicate the approximate line numbers, function name and the
47 path and file name you want to change,
48 but there can be as many independent blocks of changes as you need. You may also apply
49 changes to several files.
50 Apply as much reasoning as you please and see necessary. The format of the solution is
51 fixed and has to follow the custom diff format.
52 Make sure to implement only test cases and don't try to fix the issue itself.

```

Figure 12: Part 2 of the Prompt for ZEROSHOTPLUS on SWT-BENCH

```

1 We have received following issue within our repository. Here's the issue text:
2 ISSUE:
3 {issue}
4
5 INSTRUCTIONS:
6 Now, you're going to create unit tests that cover the issue. In other words, you should
  write unit tests that fail in the current state of the repository but will pass when
  the issue has been resolved. Essentially, you'll want to write a unit test that
  reproduces the described issue.
7 Your terminal session has started and you're in the repository's root directory. You can
  use any bash commands or the special interface to help you. Edit all the files you
  need to and run any checks or tests that you want.
8 Remember, YOU CAN ONLY ENTER ONE COMMAND AT A TIME. You should always wait for feedback
  after every command.
9 When you're satisfied with all of the changes you've made, you can submit your changes
  to the code base by simply running the submit command.
10 Note however that you cannot use any interactive session commands (e.g. python, vim) in
  this environment, but you can write scripts and run them. E.g. you can write a
  python script and then run it with `python <script_name>.py`.
11
12 NOTE ABOUT THE EDIT COMMAND: Indentation really matters! When editing a file, make sure
  to insert appropriate indentation before each line!
13
14 IMPORTANT TIPS:
15 1. Always start by trying to replicate the bug that the issues discusses.
16   If the issue includes code for reproducing the bug, we recommend that you re-
  implement that in your environment, and run it to make sure you can reproduce
  the bug.
17   Then start trying to fix it.
18   When you think you've fixed the bug, re-run the bug reproduction script to make sure
  that the bug has indeed been fixed.
19
20   If the bug reproduction script does not print anything when it successfully runs, we
  recommend adding a print("Script completed successfully, no errors.") command
  at the end of the file,
21   so that you can be sure that the script indeed ran fine all the way through.
22
23 2. If you run a command and it doesn't work, try running a different command. A command
  that did not work once will not work the second time unless you modify it!
24
25 3. If you open a file and need to get to an area around a specific line that is not in
  the first 100 lines, say line 583, don't just use the scroll_down command multiple
  times. Instead, use the goto 583 command. It's much quicker.
26
27 4. If the bug reproduction script requires inputting/reading a specific file, such as
  buggy-input.png, and you'd like to understand how to input that file, conduct a
  search in the existing repo code, to see whether someone else has already done that.
  Do this by running the command: find_file "buggy-input.png" If that doesn't work,
  use the linux 'find' command.
28
29 5. Always make sure to look at the currently open file and the current working directory
  (which appears right after the currently open file). The currently open file might
  be in a different directory than the working directory! Note that some commands,
  such as 'create', open files, so they might change the current open file.
30
31 6. When editing files, it is easy to accidentally specify a wrong line number or to
  write code with incorrect indentation. Always check the code after you issue an edit
  to make sure that it reflects what you wanted to accomplish. If it didn't, issue
  another command to fix it.
32
33 7. After having applied your changes and before submitting, make sure to run pytest and
  check if the code *fails* as expected due to the issue description. If it doesn't,
  revisit your code changes and adapt them accordingly.

```

Figure 13: The Prompt for SWE-AGENT on SWT-BENCH

```

1 You are a software developer maintaining a large project.
2 You are working on an issue submitted to your project.
3 The issue contains a description marked between <issue> and </issue>.
4 Your task is to invoke a few search API calls to gather information about relevant code lines, then write unit tests to capture the described behaviour in the issue. Ideally, the unit tests should fail before the bug is fixed or the requested feature is added, and pass after. Note you are not trying to solve the bug itself, but just capture the behaviour described in the issue by creating appropriate test cases.

```

```

1 You are a software developer maintaining a large project.
2 You are working on an issue submitted to your project.
3 The issue contains a description marked between <issue> and </issue>.
4 You ultimate goal is to write one or more unit tests that capture this issue. Ideally, the unit tests should fail before the bug is fixed or the requested feature is added, and pass after. Note you are not trying to solve the bug itself, but just capture the behaviour described in the issue by creating appropriate test cases.

```

```

1 Write one or more unit tests for the issue, based on the retrieved context.
2
3 You can import necessary libraries.
4
5
6 Return the tests as patch in the format below.
7
8 Within `<file></file>`, replace `...` with actual file path.
9
10 Within `<original></original>`, replace `...` with the original code snippet from the program.
11
12 Within `<patched></patched>`, replace `...` with the fixed version of the original code.
    When adding original code and updated code, pay attention to indentation, as the code is in Python.
13 You can write multiple modifications if needed.
14
15 ```
16 # modification 1
17 <file>...</file>
18 <original>...</original>
19 <patched>...</patched>
20
21 # modification 2
22 <file>...</file>
23 <original>...</original>
24 <patched>...</patched>
25
26 # modification 3
27 ...
28 ```

```

Figure 14: The Prompt for AUTOCODEROVER on SWT-BENCH