



The Comparative Trap: Pairwise Comparisons Amplifies Biased Preferences of LLM Evaluators

Hawon Jeong^{*1} ChaeHun Park^{*1} Jimin Hong^{1,2} Hojoon Lee¹ Jaegul Choo¹

¹ KAIST AI ² KRAFTON

{hawon,ddehun,jimmyh,joonleesky,jchoo}@kaist.ac.kr

Abstract

As large language models (LLMs) are increasingly used as evaluators for natural language generation tasks, ensuring unbiased assessments is essential. However, LLM evaluators often display biased preferences, such as favoring verbosity and authoritative tones. Our empirical analysis reveals that these biases are exacerbated in pairwise evaluation, where LLMs directly compare two outputs and easily prioritize superficial attributes. In contrast, pointwise evaluation, which assesses outputs independently, is less susceptible to such bias because each output is judged in isolation. To address the limitations of the pairwise evaluation, we introduce a novel evaluation method, PREPAIR, which integrates pointwise reasoning within a pairwise framework. PREPAIR effectively alleviates biased preference, improving performance on the adversarial benchmark (LLMBar) while outperforming pointwise evaluation on the standard benchmark (MT-Bench).

1 Introduction

Developing automated evaluation systems for natural language generation tasks is essential due to their scalability and cost-effectiveness compared to human evaluations. Recently, large language models (LLMs) have been widely adopted as automatic evaluators (Chiang and Lee, 2023; Liu et al., 2023). Despite their potential, LLM-based evaluators often exhibit biased preferences on various attributes, such as verbosity (Wang et al., 2024a), egocentrism (Zheng et al., 2024), and an overly authoritative tone (Chen et al., 2024).

To understand these biases, recent studies have investigated the LLM evaluators’ discerning ability for instruction adherence when comparing paired outputs (Zeng et al., 2024; Lambert et al., 2024). In these evaluations, one output strictly follows the instructions, while the other is adversarially crafted

to exploit evaluator biases—appearing superficially favorable yet failing to comply with the instructions. These studies reveal that LLM evaluators not only exhibit biased preferences but also struggle to identify these deceptive outputs effectively.

Building on these observations, we explore how different evaluation setups influence biased preferences in LLM evaluators. Specifically, we compare two common setups: *pairwise*, where the evaluator compares two outputs simultaneously and selects the better one, and *pointwise*, where each output is evaluated independently and then selects the one with a higher score. Our experiments demonstrate that the pairwise setup amplifies biases, performing significantly worse than the pointwise setup on adversarial examples (see Fig. 1 Right).

We hypothesize that the increased bias in pairwise evaluations stems from the structural differences between the pairwise and pointwise setups. Consider a job interview where an interviewer must choose between Alice and Bob for a position to train LLMs. Although the goal is to select the candidate best suited for the role, the interviewer might favor Alice if she is a more skilled speaker than Bob. Psychological studies suggest that in comparative setups, humans often focus on superficial traits rather than thoroughly evaluating each option (Wright, 1974; Payne, 1976; Olshavsky, 1979). Similarly, in pairwise setups, LLMs may concentrate on easily exploitable superficial attributes, causing adversarial outputs to appear favorable despite not following the instructions.

In contrast, pointwise evaluation assesses each output independently, allowing the model to focus solely on how well the output adheres to instructions, without being interrupted by comparative attributes. This isolation reduces susceptibility to biases and leads to a more accurate assessment of task compliance. However, pointwise evaluation is not a silver bullet for all scenarios; Suppose Alice and Bob are both similarly skilled speakers.

* Equal contribution

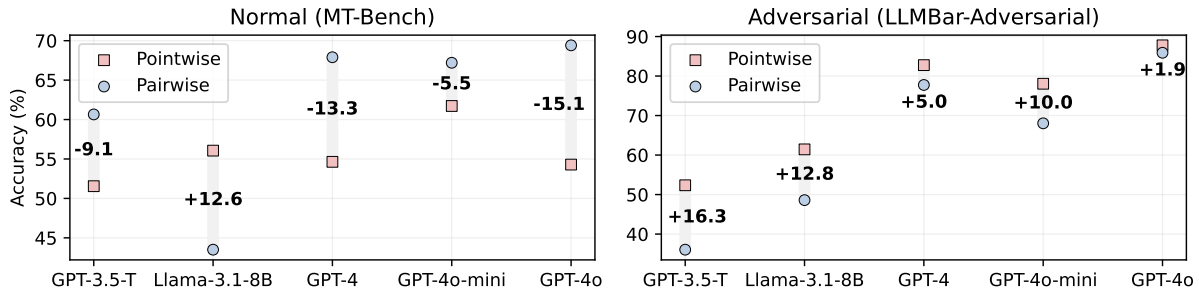


Figure 1: Results of pointwise and pairwise approaches in normal (MT-Bench) and adversarial (LLMBar-Adversarial) meta-evaluation datasets. The difference values represent the change between pointwise and pairwise approaches for each model under both normal and adversarial conditions.

In this case, evaluating both candidates simultaneously can help identify the one best suited for the role. Therefore, the pairwise approach benefits from leveraging contextual information for non-adversarial examples (See Fig. 1 Left).

Motivated by our findings, we propose a simple yet effective evaluation method, namely PREPAIR, which stands for Pointwise Reasoning within a PAIRwise evaluation framework (Fig. 2). We first extract unbiased insights from each output using pointwise reasoning. Then, we combine these individual explanations into a final decision process for reliable pairwise evaluation. Experimental results across various models demonstrate that PREPAIR improves the performance of pairwise evaluators on adversarial datasets. Specifically, PREPAIR improves average accuracy by 24.48% on the adversarial dataset across six LLMs. Moreover, it outperforms the pointwise approach on normal datasets.

2 Related Work

LLMs-based Evaluation Recent studies have increasingly used LLMs for evaluation due to their advanced instruction-following and generalization capabilities in various tasks (Kocmi and Federmann, 2023; Lin and Chen, 2023; Min et al., 2023; Chan et al., 2024; Wang et al., 2024b). However, LLM evaluators often show biases, such as favoring verbose responses (Li et al., 2023; Zheng et al., 2024) and rating their own generated text higher (Li et al., 2023; Koo et al., 2024). Zeng et al. (2024) reported that including general guidelines in prompts can enhance the discerning ability of LLM evaluators. Our work analyzes the impact of different evaluation setups on adversarial samples.

Human Behavior with Complex Tasks Psychological research has demonstrated that decision-makers often simplify their process by focusing on limited information when handling complex

tasks (Payne, 1976; Olshavsky, 1979; Einhorn and Hogarth, 1981). Moreover, Wright (1974) has indicated that cognitive overload from environmental distractions reduces decision quality, causing people to overlook important evidence or rely on irrelevant information. These findings parallel our intuitions in adversarial evaluation: assessing multiple outputs at once encourages the model to prioritize superficial aspects, similar to humans favoring simpler solutions in complex tasks.

3 Analyzing LLM Evaluators on Adversarial Evaluation Samples

We now analyze LLM-based evaluators using different datasets and prompting strategies. We introduce meta-evaluation datasets with different characteristics and then compare two representative evaluation approaches on these datasets. Finally, we examine the impacts of intrinsic biases in LLM evaluators by exploring their reasoning process.

3.1 Preliminary

Meta-Evaluation Datasets In this work, we use two pairwise meta-evaluation datasets widely used to assess evaluation metrics - MT-BENCH (Zheng et al., 2024) and LLMBAR (Zeng et al., 2024). Each evaluation sample in both datasets consists of (1) an input instruction, (2) a pair of two model generations, and (3) a human preference label over the generations. MT-Bench contains 80 instructions, each with paired outputs from six language models. The human judgments are about which output is better or a tie. LLMBAR aims to assess the evaluators’ ability to discern instruction-following outputs. Specifically, we use LLMBAR-Adversarial set, which contains adversarial model outputs that appear superficially favorable but deviate from the original instruction. The evaluation samples used in our experiments are 1131 from MT-Bench and 319 from LLMBAR-Adversarial. In this work, we denote

Evaluation Sample
<p>Instruction: Create a new headline that is witty and summarizes the article. A new study has found that eating spinach can increase intelligence.</p> <p>Output A: Spinach: The New Brain Food, or Just Another Leafy Green? (<i>Human-preferred</i>)</p> <p>Output B: Spinach It To Win: Eating Spinach Can Boost Your Brain Power!</p>
Explanations from LLM Evaluator
<p>Strengths of Output A: Clever play on words with "Brain Food" and (...) Succinctly summarizes the article topic.</p> <p>Weaknesses of Output A: Lacks a direct mention of the study findings. / Could be perceived as slightly less engaging compared to Output B.</p> <p>Strengths of Output B: Engaging with the phrase "Spinach It To Win." / Clearly states the benefit of (...)</p> <p>Weaknesses of Output B: The use of "Win" might be seen as slightly exaggerated or sensationalized. / Could be considered a bit informal for certain audiences.</p>
Final Judgement of LLM Evaluator
Therefore, Output B is better.

Table 1: Explanations and judgment of pairwise evaluators from an evaluation sample. The **correct** and **incorrect** model explanations are manually highlighted.

MT-Bench and LLMBar-Adversarial as normal and adversarial evaluation benchmarks for LLM evaluators. More dataset details are in Appendix A.1.

Pointwise and Pairwise Approaches Two popular approaches for pairwise text evaluation have been used: *pairwise* and *pointwise* (Zheng et al., 2024; Liusie et al., 2024). In the pairwise approach, an LLM receives an instruction and two model-generated outputs and then chooses a higher-quality output. In the pointwise approach, an LLM assigns a single score on a Likert scale to each generated output independently. The output with the higher score is considered to be of higher quality.

3.2 Analysis

Setup We use the following LLMs as evaluators to compare the approaches above (i.e., pointwise and pairwise) on MT-Bench and LLMBar datasets: Llama-3.1-8B-Instruct (Dubey et al., 2024), gpt-3.5-turbo, gpt-4, gpt-4o-mini, and gpt-4o (Achiam et al., 2023). We utilize the original prompts released by each dataset for evaluation. For LLMBar, we include general rules, such as prioritizing outputs that accurately follow instructions, as these guidelines generally enhance evaluation quality (Zeng et al., 2024). The performance of the evaluator is obtained by comparing its judgments to human judgments within the datasets. In MT-Bench, since a tie option is allowed, the pairwise evaluator is prompted to choose one of three op-

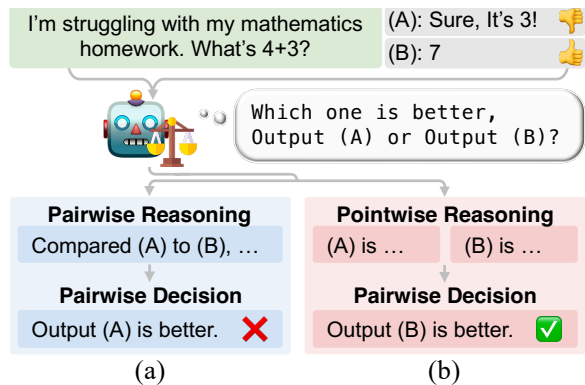


Figure 2: An example illustrating the difference between (a) Pairwise evaluation with CoT and (b) PREPAIR.

tions. The scalar value generated by the pointwise evaluator using the Likert-scale is directly used for evaluation. In LLMBar, the human judgments contain only two options without tie. Following Liu et al. (2023), we use a weighted summation with token probabilities for the pointwise evaluator.

Results Fig. 1 shows the meta-evaluation results on the two datasets. The pairwise evaluator performs better than the pointwise evaluator on MT-Bench, while the pointwise evaluator outperforms the pairwise evaluator on LLMBar. These contrasting results likely stem from the differences in the evaluation structure. The pairwise approach excels with normal samples like those in MT-Bench since it can leverage contextual information by considering two outputs simultaneously. However, the benefits of the pairwise approach turn into drawbacks when handling adversarial samples in LLMBar, as it makes the evaluators more easily susceptible to intrinsic biases. In contrast, the pointwise approach is relatively less affected by these biases, resulting in better performance on adversarial samples.

From these observations, we have questioned how pairwise approach undermines the discerning ability of LLM evaluators on adversarial examples. Therefore, our subsequent experiments explore how intrinsic biases impact LLM evaluators using pairwise approach in adversarial evaluations. **Correct Reasoning behind Incorrect Predictions of Pairwise Evaluators** To further understand why pairwise evaluation struggles with adversarial samples in LLMBar, we used a Chain-of-Thought (Kojima et al., 2022, CoT) prompting to let LLM provide its own reasoning process before making predictions. Specifically, we encouraged the LLM to explain the strengths and weaknesses of each output to see if it can accurately identify issues in low-quality outputs. Then, we manually examine the explanation provided by LLM for 100 incorrectly

Methods	GPT-3.5-T	Claude-3	Llama-3.1	GPT-4	GPT-4o-m	GPT-4o
Pointwise	52.35	-	61.44	82.76	78.05	87.77
Pairwise	36.05	40.75	48.59	77.74	68.03	85.89
w/ CoT	31.66	41.07	50.47	77.12	63.01	83.07
w/ PREPAIR*	<u>37.62</u>	<u>43.26</u>	<u>61.44</u>	<u>78.37</u>	<u>68.65</u>	86.21
w/ PREPAIR	54.23	53.60	70.84	80.88	78.06	86.21

Table 2: LLMBAR-Adversarial results. The pairwise approach’s highest and second-highest scores are highlighted in bold and underlined. PREPAIR* adopts pairwise reasoning but follows the generation format of PREPAIR.

Methods	GPT-3.5-T	GPT-4o-m
Pointwise	51.55	61.72
Pairwise	60.65	67.20
w/ CoT	61.54	<u>65.87</u>
w/ PREPAIR*	60.83	64.72
w/ PREPAIR	<u>61.36</u>	64.10

Table 3: Accuracies on different methods for GPT-3.5-Turbo and GPT-4o-mini in MT-Bench.

predicted samples. More details in the human analysis are described in Appendix A.5.

Our analysis reveals that, despite its incorrect final decisions, the pairwise evaluator often provides rational explanations for identifying flaws in low-quality outputs. We find that 64 out of 100 explanations accurately describe weaknesses that align with our manual annotations. For example, as shown in Table 1, the pairwise evaluator correctly identifies problems in a flawed output but ultimately makes the wrong judgment. This indicates that while the LLM evaluator with the pairwise approach has the potential to perform better, it is hindered by intrinsic issues within the pairwise setup. Therefore, addressing these issues is essential for reliable pairwise evaluation.

4 PREPAIR: Pointwise Reasoning for Pairwise Evaluation

Approach Our analysis from Section 3 demonstrated that (1) pairwise evaluators struggle to make accurate predictions on adversarial samples, even when they are aware of issues in low-quality output, and (2) pointwise evaluators, despite exhibiting lower accuracy on normal samples, show better performance against adversarial samples. Therefore, it is crucial to balance the strengths of the pairwise approach, which leverages contextual information in normal settings, and the pointwise approach, which reduces biased preferences in adversarial setups.

Motivated by this intuition, we propose a hybrid evaluation method, called PREPAIR, to integrate the bias-alleviation property of pointwise reasoning into a pairwise approach that can leverage contextual information. As illustrated in Fig. 2(b), PREPAIR operates within a pairwise setup, where it receives a single instruction and two model outputs. Each model output is then analyzed independently through pointwise reasoning, assessing its quality without reference to the other output. Finally, the pairwise evaluator utilizes this pointwise reasoning to determine the superior output.

Setup We conduct experiments on the LLMs de-

scribed in Section 3.2 and the Claude-3-Haiku (Anthropic, 2024). We compare our method for the pairwise approach against the following baselines. *w/ CoT* generates an explanation before making a prediction. PREPAIR* is an ablated version of our method that prompts pairwise evaluators to generate individual explanations for each output, using the same format as PREPAIR. This baseline aims to validate the effectiveness of the pointwise reasoning process. Detailed setups and more results are in Appendix A and B.

Results As shown in Table 2, our method improves the pairwise evaluator’s accuracy on the LLMBAR dataset across all LLMs, with the largest gain in Llama-3.1. PREPAIR outperforms PREPAIR*, indicating that the improvements in adversarial examples stem from pointwise reasoning. Additionally, PREPAIR often performs better than pointwise evaluators. Qualitative results described in Appendix C.1 further confirm that our method offers a more reliable assessment of adversarial examples than vanilla CoT. On the MT-Bench dataset (Table 3), pairwise evaluators using different methods show comparable performance and outperform the pointwise approach. These results demonstrate that PREPAIR successfully leverages the contextual information provided by the pairwise approach. These results suggest that PREPAIR enhances performance in adversarial scenarios without compromising effectiveness on normal evaluation samples.

5 Conclusion

In this study, we analyze the reliability of LLM evaluators using two approaches: pairwise (evaluating outputs simultaneously) and pointwise (evaluating outputs individually). Our findings show that in adversarial settings, pairwise evaluators favor superficial attributes with biases. In contrast, while pointwise evaluators improve performance in those settings, they struggle in normal settings. Based on these findings, we propose a hybrid approach, PREPAIR, which analyzes outputs pointwise before making a final pairwise decision. We hope our

work offers insights for improving LLM evaluators.

Limitations

Despite its efficacy, PREPAIR may not be the ultimate solution for LLM-based evaluations. The ultimate goal should be to enable LLMs to discern response quality based on human preference hierarchies, even when presented with adversarial samples simultaneously. Nevertheless, reaching this goal is challenging, as even powerful proprietary models have yet to achieve this. Therefore, our work is important for advancing the development of LLM evaluators that better align with human judgment. Besides, our method required additional forward passes of LLMs to obtain pointwise reasoning results of different models individually. This computational issue can be alleviated to some extent by caching the generated reasoning when a repetitive evaluation for a model response is needed. The degraded performance of our method on normal meta-evaluation sets (i.e., MT-Bench) is another limitation that should be addressed in future work.

References

- Josh Achiam, Steven Adler, Sandhini Agarwal, Lama Ahmad, Ilge Akkaya, Florencia Leoni Aleman, Diogo Almeida, Janko Altenschmidt, Sam Altman, Shyamal Anadkat, et al. 2023. Gpt-4 technical report. *arXiv preprint arXiv:2303.08774*.
- AI Anthropic. 2024. The claude 3 model family: Opus, sonnet, haiku. *Claude-3 Model Card*.
- Chi-Min Chan, Weize Chen, Yusheng Su, Jianxuan Yu, Wei Xue, Shanghang Zhang, Jie Fu, and Zhiyuan Liu. 2024. Chateval: Towards better llm-based evaluators through multi-agent debate. In *The Twelfth International Conference on Learning Representations*.
- Guiming Hardy Chen, Shunian Chen, Ziche Liu, Feng Jiang, and Benyou Wang. 2024. Humans or llms as the judge? a study on judgement biases. *arXiv preprint arXiv:2402.10669*.
- Cheng-Han Chiang and Hung-yi Lee. 2023. [Can large language models be an alternative to human evaluations?](#) In *Proceedings of the 61st Annual Meeting of the Association for Computational Linguistics (Volume 1: Long Papers)*, pages 15607–15631, Toronto, Canada. Association for Computational Linguistics.
- Abhimanyu Dubey, Abhinav Jauhri, Abhinav Pandey, Abhishek Kadian, Ahmad Al-Dahle, Aiesha Letman, Akhil Mathur, Alan Schelten, Amy Yang, Angela Fan, et al. 2024. The llama 3 herd of models. *arXiv preprint arXiv:2407.21783*.
- Yann Dubois, Chen Xuechen Li, Rohan Taori, Tianyi Zhang, Ishaan Gulrajani, Jimmy Ba, Carlos Guestrin, Percy S Liang, and Tatsunori B Hashimoto. 2024. Alpacafarm: A simulation framework for methods that learn from human feedback. *Advances in Neural Information Processing Systems*, 36.
- Hillel J Einhorn and Robin M Hogarth. 1981. Behavioral decision theory: Processes of judgment and choice. *Journal of Accounting Research*, pages 1–31.
- Seungone Kim, Juyoung Suk, Shayne Longpre, Bill Yuchen Lin, Jamin Shin, Sean Welleck, Graham Neubig, Moontae Lee, Kyungjae Lee, and Minjoon Seo. 2024. Prometheus 2: An open source language model specialized in evaluating other language models. *arXiv preprint arXiv:2405.01535*.
- Tom Kocmi and Christian Federmann. 2023. Large language models are state-of-the-art evaluators of translation quality. In *Proceedings of the 24th Annual Conference of the European Association for Machine Translation*, pages 193–203.
- Takeshi Kojima, Shixiang Shane Gu, Machel Reid, Yutaka Matsuo, and Yusuke Iwasawa. 2022. Large language models are zero-shot reasoners. In *ICML 2022 Workshop on Knowledge Retrieval and Language Models*.
- Ryan Koo, Minhwa Lee, Vipul Raheja, Jong Inn Park, Zae Myung Kim, and Dongyeop Kang. 2024. [Benchmarking cognitive biases in large language models as evaluators](#). In *Findings of the Association for Computational Linguistics ACL 2024*, pages 517–545, Bangkok, Thailand and virtual meeting. Association for Computational Linguistics.
- Nathan Lambert, Valentina Pyatkin, Jacob Morrison, LJ Miranda, Bill Yuchen Lin, Khyathi Chandu, Nouha Dziri, Sachin Kumar, Tom Zick, Yejin Choi, et al. 2024. Rewardbench: Evaluating reward models for language modeling. *arXiv preprint arXiv:2403.13787*.
- Ruosun Li, Teerth Patel, and Xinya Du. 2023. [Prd: Peer rank and discussion improve large language model based evaluations](#). *Preprint*, arXiv:2307.02762.
- Yen-Ting Lin and Yun-Nung Chen. 2023. Llm-eval: Unified multi-dimensional automatic evaluation for open-domain conversations with large language models. In *Proceedings of the 5th Workshop on NLP for Conversational AI (NLP4ConvAI 2023)*, pages 47–58.
- Yang Liu, Dan Iter, Yichong Xu, Shuhang Wang, Ruo Chen Xu, and Chenguang Zhu. 2023. [G-eval: NLG evaluation using gpt-4 with better human alignment](#). In *Proceedings of the 2023 Conference on Empirical Methods in Natural Language Processing*, pages 2511–2522, Singapore. Association for Computational Linguistics.

- Adian Liusie, Potsawee Manakul, and Mark Gales. 2024. Llm comparative assessment: Zero-shot nlg evaluation through pairwise comparisons using large language models. In *Proceedings of the 18th Conference of the European Chapter of the Association for Computational Linguistics (Volume 1: Long Papers)*, pages 139–151.
- Sewon Min, Kalpesh Krishna, Xinxu Lyu, Mike Lewis, Wen-tau Yih, Pang Koh, Mohit Iyyer, Luke Zettlemoyer, and Hannaneh Hajishirzi. 2023. **FActScore: Fine-grained atomic evaluation of factual precision in long form text generation**. In *Proceedings of the 2023 Conference on Empirical Methods in Natural Language Processing*, pages 12076–12100, Singapore. Association for Computational Linguistics.
- Richard W Olshavsky. 1979. Task complexity and contingent processing in decision making: A replication and extension. *Organizational behavior and human performance*, 24(3):300–316.
- John W Payne. 1976. Task complexity and contingent processing in decision making: An information search and protocol analysis. *Organizational behavior and human performance*, 16(2):366–387.
- Swarnadeep Saha, Omer Levy, Asli Celikyilmaz, Mohit Bansal, Jason Weston, and Xian Li. 2024. **Branch-solve-merge improves large language model evaluation and generation**. In *Proceedings of the 2024 Conference of the North American Chapter of the Association for Computational Linguistics: Human Language Technologies (Volume 1: Long Papers)*, pages 8352–8370, Mexico City, Mexico. Association for Computational Linguistics.
- Hugo Touvron, Louis Martin, Kevin Stone, Peter Albert, Amjad Almahairi, Yasmine Babaei, Nikolay Bashlykov, Soumya Batra, Prajwal Bhargava, Shruti Bhosale, et al. 2023. Llama 2: Open foundation and fine-tuned chat models. *arXiv preprint arXiv:2307.09288*.
- Peiyi Wang, Lei Li, Liang Chen, Zefan Cai, Dawei Zhu, Binghuai Lin, Yunbo Cao, Lingpeng Kong, Qi Liu, Tianyu Liu, and Zhifang Sui. 2024a. **Large language models are not fair evaluators**. In *Proceedings of the 62nd Annual Meeting of the Association for Computational Linguistics (Volume 1: Long Papers)*, pages 9440–9450, Bangkok, Thailand. Association for Computational Linguistics.
- Tianlu Wang, Ilia Kulikov, Olga Golovneva, Ping Yu, Weizhe Yuan, Jane Dwivedi-Yu, Richard Yuanzhe Pang, Maryam Fazel-Zarandi, Jason Weston, and Xian Li. 2024b. Self-taught evaluators. *arXiv preprint arXiv:2408.02666*.
- Peter Wright. 1974. The harassed decision maker: Time pressures, distractions, and the use of evidence. *Journal of applied psychology*, 59(5):555.
- Zhiyuan Zeng, Jiatong Yu, Tianyu Gao, Yu Meng, Tanya Goyal, and Danqi Chen. 2024. Evaluating large language models at evaluating instruction following. In *International Conference on Learning Representations (ICLR)*.
- Lianmin Zheng, Wei-Lin Chiang, Ying Sheng, Siyuan Zhuang, Zhanghao Wu, Yonghao Zhuang, Zi Lin, Zhuohan Li, Dacheng Li, Eric Xing, et al. 2024. Judging llm-as-a-judge with mt-bench and chatbot arena. *Advances in Neural Information Processing Systems*, 36.

A Experimental Details

A.1 Meta-Evaluation Datasets

We present further details of meta-evaluation datasets used in our experiments.

MT-Bench (Zheng et al., 2024) consists of 80 multi-turn instructions and generated outputs from different models. We adopt the meta-evaluation samples for the first turn for the overall experiments. The dataset provides 1131 human judgments from different groups - expert labelers (885) and authors (246). We report the evaluation results of evaluators for both types in Table 3.

LLMBar (Zeng et al., 2024) is designed to probe the discerning ability of evaluators in instruct-following aspects. The dataset consists of 419 pairwise evaluation samples with two subsets, Natural (100) and Adversarial (319). The LLMBar-Natural set is derived from the existing meta-evaluation benchmarks like MT-bench and Alpaca-Farm (Dubois et al., 2024) with additional verification by the authors. The LLMBar-Adversarial set is designed to challenge the evaluators by presenting generated outputs that have high superficial quality but do not contain the answer to the original instruction. There are four different sample categories in The LLMBar-Adversarial set - Neighbor Instructions (*Neighbor*), GPT-4 Instructions (GPTInst), GPT-4 Unhelpful Outputs (GPTOut), and Manual Construction (Manual). The number of evaluation samples in each adversarial category is 134, 92, 47, and 46, respectively. For more details about the dataset, please refer to Zeng et al. (2024).

A.2 Models

We use gpt-3.5-turbo-0125, claude-3-haiku-20240307, gpt-4-0613, gpt-4o-mini-2024-07-18, and gpt-4o-2024-08-06 for GPT-3.5-Turbo, Claude-3-Haiku, GPT-4, GPT-4o-mini, and GPT-4o, respectively. The generation temperature is set to 0 for all models in Table 2 and Table 3. The evaluation results with a different temperature (i.e., 0.7) are also presented in Table 4.

A.3 Implementation Details in LLM Evaluators

We present further implementation details of different evaluation approaches used in our experiments.

Pointwise For the evaluation in MT-Bench, we follow the original prompt in Zheng et al. (2024)

that asks LLMs to choose one of the three options (i.e., "Output A is better", "Output B is better", or "tie"). For LLMBar, we ask LLMs to evaluate the output in a 5-point Likert scale and obtain a weighted sum between each integer token and its predicted probability (Liu et al., 2023). Since Claude API does not support the predictive probability of each token, we do not apply this weighted-sum strategy of pointwise evaluator for Claude. Note that PREPAIR does not require the token probability as it only performs pointwise reasoning instead of pointwise final judgments.

Pairwise For the evaluation in MT-Bench, we use the original prompt released by the authors. For the evaluation in LLMBar, we use the *Rules* prompt that specifies general rules for LLM evaluation (e.g., "prioritize the honest instruction-following") as recommended by Zeng et al. (2024). These general rules are specified in the prompts of both pointwise and pairwise evaluators.

A.4 Prompt Details

We present the prompts of different evaluation strategies in Fig. 3 to Fig. 13.

A.5 Human annotation Details

The goal of human annotation is to quantitatively assess the LLM’s understanding of the shortcomings in the answers it incorrectly identified as correct.¹ Authors manually examined the explanation provided by the LLM for 100 randomly sampled adversarial examples with incorrect predictions.² The examination comprehensively considered the strengths and weaknesses of both the correct and incorrect outputs. However, its reliability may be affected by focusing on the cons of low-quality outputs to assess alignment. A case study of the annotation is in Appendix C.2.

B Additional Results

B.1 Results with Different Generation Setup

We conduct experiments with reasoning-based evaluation methods when the decoding temperature is 0.7, as reported in Kojima et al. (2022). Results in Table 4 demonstrate the effectiveness of PREPAIR in different generation configurations.

¹The CoT prompting used in this analysis improved the pairwise evaluation performance from 36.05 to 40.12 but remained significantly lower than the pointwise evaluation (52.35).

²Two of the authors with a bachelor’s degree or higher participated in this annotation process.

B.2 Results with Different Reasoning Strategies

We apply PREPAIR to various reasoning processes to evaluate its extensibility. We use the Self-Generated Metric method (Saha et al., 2024; Zeng et al., 2024), which instructs LLMs to define the criteria for a good output by generating instance-specific metrics before making actual judgments. These generated metrics are included in the LLM prompts for subsequent evaluations. We compare the performance by generating metrics and explanations using both pointwise and pairwise reasoning methods. Table 5 presents the evaluation results for different reasoning setups. Our findings indicate that PREPAIR outperforms pairwise reasoning methods, confirming its effectiveness and extensibility.

B.3 Results with Different Open-source LLMs

We use the following open-source LLMs to probe the effectiveness of PrePair: Llama-2-7b/70b-chat (Touvron et al., 2023), Llama-3-8B-Instruct (Dubey et al., 2024), and Llama-3.1-8b-Instruct (Dubey et al., 2024). As shown in Table 6, PrePair consistently contributes to better performance of LLM evaluators on adversarial meta-evaluation datasets.

B.4 Results with Fine-tuned LLM for Evaluation

We conducted experiments with Prometheus-v2-7B³ (Kim et al., 2024), which supports both pointwise and pairwise evaluations. The evaluation results are shown in Table 7. We observe consistent trends with our previous results, where a pointwise evaluation usually performs better than a pairwise one in adversarial samples, and PrePair increases the performance of pairwise evaluators.

B.5 Results with Paraphrased Text Prompt

Table 8 presents the evaluation results using paraphrased prompts generated by GPT-4. Despite using these variations, PrePair maintains its effectiveness even in adversarial datasets.

C Qualitative Results

C.1 Qualitative Results of PREPAIR

We present several case studies utilizing our method in Fig. 14 to 16. The examples are generated by gpt-3.5-turbo-0125.

C.2 Case Study of Human Annotation

In this section, we examine LLM evaluators' capability to identify the shortcomings in the answers it has incorrectly selected as good. The manual for examination covers three main considerations:

1. **Existence of Superficial Preference:** We have examined whether the LLM evaluator has demonstrated a preference for responses that, despite failing to follow instructions, presented a superficial form that the LLM tended to favor.
2. **Validity of Strengths and Weaknesses:** We have critically assessed whether the evaluator's judgments of each output's strengths and weaknesses are reasonable and reflect the true quality of the responses.
3. **Failure to Follow Instructions:** Most importantly, we have focused on whether the LLM evaluator has consistently recognized "failing to follow instructions" as the key flaw, as this was the primary focus of the examination.

This manual has served as a guide throughout the entire examination process.

As a result, Fig. 17 to Fig. 21 show that LLM evaluators effectively identify the critical drawbacks of instruction following failures in responses they rated highly but are of low quality. This drawbacks are highlighted in yellow.

³<https://huggingface.co/prometheus-eval/prometheus-7b-v2.0>

Methods	Natural (100)	Adversarial (319)				Total (319)
		Manual (46)	GPTInst (92)	GPTOut (47)	Neighbor (134)	
<i>GPT-3.5-Turbo w/ T=0.0 (Greedy Decoding)</i>						
Pointwise	81.00	56.52	61.96	38.30	49.25	52.35
Pairwise	82.00	41.30	33.70	40.43	34.33	36.05
w/ CoT	83.00	28.26	39.13	46.81	22.39	31.66
w/ PREPAIR*	82.00	36.96	41.30	46.81	32.09	37.62
w/ PREPAIR	81.00	52.17	64.13	48.94	50.00	54.23
<i>GPT-3.5-Turbo w/ T=0.7</i>						
w/ CoT	84.00	30.43	31.52	44.68	24.63	30.41
w/ PREPAIR*	78.00	34.78	44.57	46.81	28.36	36.68
w/ PREPAIR	81.00	54.35	61.96	57.45	54.48	57.06
<i>GPT-4 w/ T=0.0 (Greedy Decoding)</i>						
Pointwise	93.00	84.78	90.22	74.47	79.85	82.76
Pairwise	95.00	71.74	84.78	74.47	76.12	77.74
w/ CoT	94.00	76.09	85.87	74.47	72.39	77.12
w/ PREPAIR*	94.00	80.43	84.78	74.47	74.63	78.37
w/ PREPAIR	93.00	80.43	83.70	78.72	79.85	80.88
<i>GPT-4 w/ T=0.7</i>						
w/ CoT	95.00	76.09	86.96	76.60	70.90	77.12
w/ PREPAIR*	95.00	73.91	86.96	74.47	76.87	79.00
w/ PREPAIR	92.00	71.74	83.70	78.72	82.84	80.88
<i>Claude-3-Haiku w/ T=0.0 (Greedy Decoding)</i>						
Pairwise	87.00	52.17	46.74	55.32	27.61	40.75
w/ CoT	87.00	43.48	45.65	59.57	30.60	41.07
w/ PREPAIR*	81.00	43.48	45.65	65.96	33.58	43.26
w/ PREPAIR	85.00	60.87	52.17	59.57	50.00	53.60
<i>GPT-4o-mini w/ T=0.0 (Greedy Decoding)</i>						
Pointwise	91.00	76.09	88.04	61.70	77.61	78.05
Pairwise	87.00	60.87	80.43	65.96	62.69	68.03
w/ CoT	88.00	58.70	72.83	65.96	56.72	63.01
w/ PrePair*	88.00	67.39	82.61	74.47	57.46	68.65
w/ PrePair	89.00	69.57	91.30	70.21	74.63	78.06
<i>GPT-4o w/ T=0.0 (Greedy Decoding)</i>						
Pointwise	96.00	91.30	92.39	78.72	86.57	87.77
Pairwise	97.00	80.43	93.48	80.85	84.33	85.89
w/ CoT	96.00	82.61	90.22	70.21	82.84	83.07
w/ PrePair*	98.00	84.78	92.39	82.98	83.58	86.21
w/ PrePair	95.00	89.13	91.30	78.72	84.33	86.21
<i>Llama-3.1-8B-Instruct w/ T=0.0 (Greedy Decoding)</i>						
Pointwise	84.00	60.87	73.91	61.70	52.99	61.44
Pairwise	83.00	54.35	58.70	46.81	40.30	48.59
w/ CoT	75.00	52.17	55.43	53.19	45.52	50.47
w/ PrePair*	80.00	63.04	61.96	51.06	64.18	61.44
w/ PrePair	79.00	69.57	77.17	53.19	73.13	70.84

Table 4: LLMBAR results with a breakdown of performance in each subset. Numbers in the parenthesis denote the number of evaluation samples in each subset. The values in the **Total** column represent the weighted average, accounting for the different numbers of examples in each adversarial data type.

Methods	Natural (100)	Adversarial (319)				Total (319)
		Manual (46)	GPTInst (92)	GPTOut (47)	Neighbor (134)	
Pairwise	42.00	52.17	55.43	46.81	55.97	53.92
w/ PREPAIR*	58.00	52.17	51.09	46.81	55.97	52.66
w/ PREPAIR	78.00	58.70	63.04	51.06	57.46	58.31

Table 5: LLMBAR results with Self-generated Metrics. GPT-3.5-Turbo is used as an LLM evaluator. Further experimental details are described in Appendix B.2.

Methods	Manual (46)	GPTInst (92)	GPTOut (47)	Neighbor (134)	Total (319)
<i>Llama-2-13b-chat</i>					
Pairwise	28.26	28.26	51.06	29.10	31.97
w/ CoT	32.61	35.87	57.45	22.39	32.92
w/ PrePair	36.96	32.61	63.83	40.30	41.07
<i>Llama-2-70b-chat</i>					
Pairwise	34.78	28.26	48.94	22.39	29.78
w/ CoT	43.48	29.35	48.94	39.55	38.56
w/ PrePair	39.13	52.17	48.94	38.81	44.20
<i>Llama-3-8B-Instruct</i>					
Pairwise	45.65	48.91	48.94	32.09	41.38
w/ CoT	54.35	46.74	48.94	41.04	45.77
w/ PrePair	52.17	72.83	51.06	58.96	60.82
<i>Llama-3.1-8B-Instruct</i>					
Pairwise	60.87	73.91	61.70	52.99	61.44
w/ CoT	52.17	55.43	53.19	45.52	50.47
w/ PrePair	69.57	77.17	53.19	73.13	70.84

Table 6: Accuracies on adversarial datasets for different Llama model variants. Each model is evaluated using Pairwise, Chain-of-Thought (CoT), and PrePair.

Methods	Manual (46)	GPTInst (92)	GPTOut (47)	Neighbor (134)	Total (319)
Pointwise	47.83	54.35	55.32	43.28	48.90
Pairwise	50.00	33.70	57.45	32.84	39.19
w/ PrePair	58.70	57.61	57.45	35.82	48.59

Table 7: Accuracies on adversarial datasets for Prometheus-v2-7b model evaluated across several LLMBAR subsets.

Methods	Manual (46)	GPTInst (92)	GPTOut (47)	Neighbor (134)	Total (319)
Pointwise	45.65	48.91	42.55	45.52	46.08
Pairwise	39.13	44.57	42.55	41.79	42.32
w/ CoT	32.61	43.48	44.68	13.43	29.47
w/ PrePair *	28.26	44.57	40.43	30.60	35.74
w/ PrePair	47.83	71.74	51.06	58.96	59.88

Table 8: Accuracies on adversarial datasets for GPT-3.5-Turbo with paraphrased text prompts.

[System]
You are a helpful assistant in evaluating the quality of the outputs for a given instruction. Your goal is to select the best output for the given instruction.

[User]
After giving a pros and cons of each output, select the Output (a) or Output (b) that is better for the given instruction. The two outputs are generated by two different AI chatbots respectively.

Here are some rules of the evaluation:

- (1) You should prioritize evaluating whether the output honestly/precisely/closely executes the instruction, then consider its helpfulness, accuracy, level of detail, harmlessness, etc.
- (2) Outputs should NOT contain more/less than what the instruction asks for, as such outputs do NOT precisely execute the instruction.
- (3) You should avoid any potential bias and your judgment should be as objective as possible. For example, the order in which the outputs were presented should NOT affect your judgment, as Output (a) and Output (b) are ****equally likely**** to be the better.

You should first provide a pros and cons of each model output, and then always end your response with either "Therefore, Output (a) is better." or "Therefore, Output (b) is better." verbatim.
Do NOT say both / neither are good.
Do NOT output any other words.
Do NOT say "Output (a) is better" or "Output (b) is better" at the beginning. You should do reasoning and thinking ****before**** claiming which is better.

```
# Instruction:
{context}

# Output (a):
{output_1}

# Output (b):
{output_2}

# Your generation should follow the given format.
# Pros of Output (a)
1.
# Cons of Output (a)
1.
# Pros of Output (b)
1.
# Cons of Output (b)
1.
# Final choice
Therefore, Output (a)/(b) is better.

# Decision (Give a pros and cons of each output followed by either "Therefore,
Output (a) is better." or "Therefore, Output (b) is better." verbatim. Always claim
which is better at the end.):
```

Figure 3: The strengths and weaknesses prompt for pairwise evaluation.

```
[System]
You are a helpful assistant in evaluating the quality of the outputs for a given
instruction. Your goal is to evaluate the quality of output for the given
instruction.

[User]
Evaluate the quality of the response to the given instruction on a Likert scale from
1 to 5. The output is generated by an AI chatbot.

Here are some rules of the evaluation:
(1) You should prioritize evaluating whether the output honestly/precisely/closely
executes the instruction, then consider its helpfulness, accuracy, level of detail,
harmlessness, etc.
(2) Outputs should NOT contain more/less than what the instruction asks for, as such
outputs do NOT precisely execute the instruction.
(3) You should avoid any potential bias and your judgment should be as objective as
possible.

Do NOT provide any explanation for your choice.
You should answer using ONLY an integer from 1 to 5. Do NOT output any other words.

# Instruction:
{context}

# Output:
{output}
```

Figure 4: The default prompt for pointwise evaluation with LLMBBar dataset.

```
[System]
You are a helpful assistant in evaluating the quality of the outputs for a given
instruction. Your goal is to select the best output for the given instruction.

[User Input]
Select the Output (a) or Output (b) that is better for the given instruction. The
two outputs are generated by two different AI chatbots respectively.

Here are some rules of the evaluation:
(1) You should prioritize evaluating whether the output honestly/precisely/closely
executes the instruction, then consider its helpfulness, accuracy, level of detail,
harmlessness, etc.
(2) Outputs should NOT contain more/less than what the instruction asks for, as such
outputs do NOT precisely execute the instruction.
(3) You should avoid any potential bias and your judgment should be as objective as
possible. For example, the order in which the outputs were presented should NOT
affect your judgment, as Output (a) and Output (b) are **equally likely** to be the
better.

Do NOT provide any explanation for your choice.
Do NOT say both / neither are good.
You should answer using ONLY "Output (a)" or "Output (b)". Do NOT output any other
words.

# Instruction:
{context}

# Output (a):
{output_1}

# Output (b):
{output_2}

# Which is better, Output (a) or Output (b)? Your response should be either "Output
(a)" or "Output (b)":
```

Figure 5: The default prompt for pairwise evaluation with LLMBBar dataset.


```

[System]
You are a helpful assistant in evaluating the quality of the outputs for a given
instruction. Your goal is to select the best output for the given instruction.

[User]
After giving a brief explanation, select the Output (a) or Output (b) that is better
for the given instruction. The two outputs are generated by two different AI
chatbots respectively.

Here are some rules of the evaluation:
(1) You should prioritize evaluating whether the output honestly/precisely/closely
executes the instruction, then consider its helpfulness, accuracy, level of detail,
harmlessness, etc.
(2) Outputs should NOT contain more/less than what the instruction asks for, as such
outputs do NOT precisely execute the instruction.
(3) You should avoid any potential bias and your judgment should be as objective as
possible. For example, the order in which the outputs were presented should NOT
affect your judgment, as Output (a) and Output (b) are **equally likely** to be the
better.

You should first provide a brief explanation of your evaluation, and then always end
your response with either "Therefore, Output (a) is better." or "Therefore, Output
(b) is better." verbatim.
Do NOT say both / neither are good.
Do NOT output any other words.
Do NOT say "Output (a) is better" or "Output (b) is better" at the beginning. You
should do reasoning and thinking **before** claiming which is better.

# Instruction:
{context}

# Output (a):
{output_1}

# Output (b):
{output_2}

# Decision (Give a brief explanation of your evaluation followed by either
"Therefore, Output (a) is better." or "Therefore, Output (b) is better." verbatim.
Always claim which is better at the end. In your explanation, you should always use
"Output (a)" or "Output (b)" to refer to the two outputs respectively.):

```

Figure 6: The chain-of-thought prompt for pairwise evaluation with LLMBBar dataset.

[System]

You are a helpful assistant in evaluating the quality of the outputs for a given instruction. Your goal is to evaluate the quality of output for the given instruction.

[User]

Giving a brief explanation to evaluate the quality of the response to the given instruction. The output is generated by an AI chatbot.

Here are some rules of the evaluation:

- (1) You should prioritize evaluating whether the output honestly/precisely/closely executes the instruction, then consider its helpfulness, accuracy, level of detail, harmlessness, etc.
- (2) The Model outputs should NOT contain more/less than what the instruction asks for, as such outputs do NOT precisely execute the instruction.
- (3) You should avoid any potential bias and your judgment should be as objective as possible.

You should provide a brief explanation of your evaluation.

Your explanation should identify critical drawbacks in model outputs that do not meet the above evaluation rules.

Instruction:
{context}

Output:
{output}

Give your concise explanation.

[System]

You are a helpful assistant in evaluating the quality of the outputs for a given instruction. Your goal is to select the best output for the given instruction.

[User]

After giving a brief explanation, select the Output (a) or Output (b) that is better for the given instruction. The two outputs are generated by two different AI chatbots respectively.

Here are some rules of the evaluation:

- (1) You should prioritize evaluating whether the output honestly/precisely/closely executes the instruction, then consider its helpfulness, accuracy, level of detail, harmlessness, etc.
- (2) Outputs should NOT contain more/less than what the instruction asks for, as such outputs do NOT precisely execute the instruction.
- (3) You should avoid any potential bias and your judgment should be as objective as possible. For example, the order in which the outputs were presented should NOT affect your judgment, as Output (a) and Output (b) are ****equally likely**** to be the better.

You should first provide a brief explanation of your evaluation, and then always end your response with either "Therefore, Output (a) is better." or "Therefore, Output (b) is better." verbatim.

Do NOT say both / neither are good.

Do NOT output any other words.

Do NOT say "Output (a) is better" or "Output (b) is better" at the beginning.

You should do reasoning and thinking ****before**** claiming which is better.

Your explanation should identify critical drawbacks in model outputs that do not meet the above evaluation rules.

```
# Instruction:
{context}

# Output (a):
{output_1}

# Output (b):
{output_2}

Give a brief explanation of your evaluation for each output. Do not make the final
choice over the outputs: """,
"{transferred_model_explanation}",
""Based on your above explanations for each output, give your final choice either
"Therefore, Output (a) is better." or "Therefore, Output (b) is better."
verbatim:
```

Figure 7: The prompts of pointwise analysis and pairwise judgments in PREPAIR in LLMBAR.

[System]

You are a helpful assistant in evaluating the quality of the outputs for a given instruction. Your goal is to select the best output for the given instruction.

[User]

After giving a brief explanation, select the Output (a) or Output (b) that is better for the given instruction. The two outputs are generated by two different AI chatbots respectively.

Here are some rules of the evaluation:

- (1) You should prioritize evaluating whether the output honestly/precisely/closely executes the instruction, then consider its helpfulness, accuracy, level of detail, harmlessness, etc.
- (2) Outputs should NOT contain more/less than what the instruction asks for, as such outputs do NOT precisely execute the instruction.
- (3) You should avoid any potential bias and your judgment should be as objective as possible. For example, the order in which the outputs were presented should NOT affect your judgment, as Output (a) and Output (b) are ****equally likely**** to be the better.

You should first provide a brief explanation of your evaluation, and then always end your response with either "Therefore, Output (a) is better." or "Therefore, Output (b) is better." verbatim.

Do NOT say both / neither are good.

Do NOT output any other words.

Do NOT say "Output (a) is better" or "Output (b) is better" at the beginning.

You should do reasoning and thinking ****before**** claiming which is better.

Your explanation should identify critical drawbacks in model outputs that do not meet the above evaluation rules.

Instruction:

{context}

Output (a):

{output_1}

Output (b):

{output_2}

Please follow the given output format:

Explanation of Output (a):

Explanation of Output (b):

First, give a brief explanation of your evaluation for each output. Do not make the final choice over the outputs. ""

[System]

You are a helpful assistant in evaluating the quality of the outputs for a given instruction. Your goal is to select the best output for the given instruction.

[User]

{transferred_model_explanation}

Based on your above explanations for each output, give your final choice either "Therefore, Output (a) is better." or "Therefore, Output (b) is better." verbatim:

Figure 8: The prompts of pairwise analysis and pairwise judgments in PREPAIR* in LLMBBar dataset.


```

[System]
Please act as an impartial judge and evaluate the quality of the response provided
by an AI assistant to the user question displayed below.
Your evaluation should consider factors such as the helpfulness, relevance, accuracy,
depth, creativity, and level of detail of the response.
Be as objective as possible. Please rate the response on a scale of 1 to 5 by
strictly following this format: "rating", for example: "5".
Do NOT provide any explanation for your choice. You should answer using ONLY an
integer from 1 to 5. Do NOT output any other words.

[User Question]
{context}

[The Start of Assistant's Answer]
{output}
[The End of Assistant's Answer]

```

Figure 9: The default prompt for pointwise evaluation with MT-Bench dataset.

```

[System]
Please act as an impartial judge and evaluate the quality of the responses provided
by two AI assistants to the user question displayed below.

[User]
You should choose the assistant that follows the user's instructions and answers the
user's question better.
Your evaluation should consider factors such as the helpfulness, relevance, accuracy,
depth, creativity, and level of detail of their responses.
Avoid any position biases and ensure that the order in which the responses were
presented does not influence your decision.
Do not allow the length of the responses to influence your evaluation. Do not favor
certain names of the assistants. Be as objective as possible.
Output your final verdict by strictly following this format: "[[A]]" if assistant A
is better, "[[B]]" if assistant B is better, and "[[C]]" for a tie.
You should answer using ONLY "A", "B", and "C". Do NOT output any other words.

[Question]
{context}

[The Start of Assistant A's Answer]
{output_1}
[The End of Assistant A's Answer]

[The Start of Assistant B's Answer]
{output_2}
[The End of Assistant B's Answer]

```

Figure 10: The default prompt for pairwise evaluation with MT-Bench dataset..

```

[System]
Please act as an impartial judge and evaluate the quality of the responses provided
by two AI assistants to the user question displayed below.
You should choose the assistant that follows the user's instructions and answers the
user's question better. Your evaluation should consider factors such as the
helpfulness, relevance, accuracy, depth, creativity, and level of detail of their
responses. Begin your evaluation by comparing the two responses and provide a short
explanation. Avoid any position biases and ensure that the order in which the
responses were presented does not influence your decision.
Do not allow the length of the responses to influence your evaluation. Do not favor
certain names of the assistants.
Be as objective as possible. After providing your explanation, output your final
verdict by strictly following this
format: "[[A]]" if assistant A is better, "[[B]]" if assistant B is better, and
"[[C]]" for a tie.

[Question]
{context}

[The Start of Assistant A's Answer]
{output_1}
[The End of Assistant A's Answer]

[The Start of Assistant B's Answer]
{output_2}
[The End of Assistant B's Answer]

```

Figure 11: The chain-of-thought prompt for pairwise evaluation with MT-Bench dataset.

```

[System]
Please act as an impartial judge and evaluate the quality of the responses provided
by two AI assistants to the user question displayed below.

[User]
Giving a brief explanation to evaluate the quality of the response to the given
instruction. The output is generated by an AI chatbot.
Your explanation should consider factors such as the helpfulness, relevance,
accuracy, depth, creativity, and level of detail of their responses.
Do not allow the length of the responses to influence your evaluation. Do not favor
certain names of the assistants. Be as objective as possible.

You should provide a brief explanation of your evaluation.
Your explanation should identify critical drawbacks in model outputs that do not
meet the above evaluation rules.

# Instruction:
{context}

# Output:
{output}

Give your concise explanation.

```

```

[System]
Please act as an impartial judge and evaluate the quality of the responses provided
by two AI assistants to the user question displayed below.

[User]
{transferred_model_explanation}

Based on your above explanations for each output, give your final choice by strictly
following this format: "[[A]]" if assistant A is better, "[[B]]" if assistant B is
better, and "[[C]]" for a tie:

```

Figure 12: The prompts of pointwise analysis and pairwise judgments in PREPAIR with MT-Bench dataset

[System]
Please act as an impartial judge and evaluate the quality of the responses provided by two AI assistants to the user question displayed below.

[User]
You should choose the assistant that follows the user's instructions and answers the user's question better. Your evaluation should consider factors such as the helpfulness, relevance, accuracy, depth, creativity, and level of detail of their responses. Begin your evaluation by comparing the two responses and provide a short explanation individually.

Avoid any position biases and ensure that the order in which the responses were presented does not influence your decision.
Do not allow the length of the responses to influence your evaluation. Do not favor certain names of the assistants.
Be as objective as possible.

Your explanation should identify critical drawbacks in model outputs that do not meet the above evaluation rules.
Output your final verdict by strictly following this format: "[[A]]" if assistant A is better, "[[B]]" if assistant B is better, and "[[C]]" for a tie.

Instruction:
{context}

Output (a):
{output_1}

Output (b):
{output_2}

Give a brief explanation of your evaluation for each output. Do not make the final choice over the outputs.

Please follow the given output format:

Explanation of Output (a):

Explanation of Output (b):

[System]
Please act as an impartial judge and evaluate the quality of the responses provided by two AI assistants to the user question displayed below.

[User]
{transferred_model_explanation}

Based on your above explanations for each output, give your final choice by strictly following this format: "[[A]]" if assistant A is better, "[[B]]" if assistant B is better, and "[[C]]" for a tie:

Figure 13: The prompts of pairwise analysis and pairwise judgments with PREPAIR* in MT-Bench dataset

Input

Generate an example that illustrates the concept of "artificial intelligence".

Output (a) 👉

Artificial intelligence has numerous applications in real life. Examples include self-driving cars, facial recognition software, and voice assistants such as Siri and Alexa. AI is also used in medical applications such as disease detection, drug development and medical diagnostics. AI is also used in finance applications such as automated trading, fraud detection and predictive analytics.

Output (b) 👍

An example of artificial intelligence is a robotic vacuum cleaner that is able to map out a room and create an efficient cleaning path. It can also adjust its cleaning strategies based on different levels of dirt and debris.


PREPARE (Ours)

Explanation of Output (a)

The output provided goes beyond the scope of the instruction by listing multiple examples of artificial intelligence applications rather than generating a single example to illustrate the concept of "artificial intelligence." While the examples mentioned are relevant and informative, the response fails to precisely execute the instruction by not focusing on a single illustrative example. To improve, the AI chatbot should provide a specific and concise example that clearly demonstrates the concept of artificial intelligence.

Explanation of Output (b)

The output provided does a good job of illustrating the concept of "artificial intelligence" by giving a specific example of a robotic vacuum cleaner that demonstrates AI capabilities. It effectively showcases how AI can be applied in everyday technology to perform tasks autonomously and adaptively. The example is relevant, clear, and directly aligns with the instruction given. Overall, the output is of high quality as it precisely executes the instruction by providing a suitable example of artificial intelligence in action.

Decision 
Output (b)

Vanilla Chain-of-Thought

Explanation of Output (a) and Output (b)

Output (a) provides a broader and more comprehensive illustration of the concept of artificial intelligence by mentioning various real-life applications across different fields such as technology, medicine, and finance. It gives a well-rounded view of the capabilities and impact of AI. On the other hand, Output (b) focuses on a specific example of a robotic vacuum cleaner, which, although a good example, lacks the depth and variety of applications highlighted in Output (a).


Decision 
Output (a)

Figure 14: Sampled prediction results of PREPAIR and vanilla chain-of-thought.

Input

Paraphrase this statement in your own words. AI is playing an increasingly important role in our society.

Output (a) 👍

AI technology is becoming increasingly essential in our world.

Output (b) 👎

Artificial Intelligence (AI) is transforming the way we interact with our surroundings, accelerating the pace of development in many aspects, including healthcare, finance, transportation, and consumer products. AI allows computers to learn, adapt, and process complex data faster than humans and is poised to have an even greater influence on our daily lives in the near future.

PREPARE (Ours)**Explanation of Output (a)**

The output provided closely follows the instruction by paraphrasing the statement "AI is playing an increasingly important role in our society" to "AI technology is becoming increasingly essential in our world." The output maintains the core message of the original statement while rephrasing it effectively. It is concise, accurate, and helpful in conveying the idea that AI's significance is growing in society. Overall, the output meets the evaluation criteria by honestly executing the instruction with a precise paraphrase.

Explanation of Output (b)

The output provided does not precisely execute the instruction as it does not paraphrase the statement "AI is playing an increasingly important role in our society." Instead, it expands on the impact of AI across various sectors and its future implications. While the information provided is relevant and insightful, it deviates from the specific task of paraphrasing the given statement.

Decision

Output (b)

**Vanilla Chain-of-Thought****Explanation of Output (a) and Output (b)**

Output (b) is better as it not only paraphrases the statement but also provides additional context and details about the impact of AI on various sectors of society. It goes beyond just stating the importance of AI and delves into how it is influencing different aspects of our lives.

Decision

Output (b)



Figure 15: Sampled prediction results of PREPAIR and vanilla chain-of-thought.

Input

Provide 5 ways to increase your productivity.

Output (a) 👍

1. Set goals and create a plan for how to achieve them.
2. Minimize distractions by turning off notifications, setting timers, and focusing on one task at a time.
3. Take regular breaks and give your brain a rest.
4. Prioritize tasks and focus on the most important ones first.
5. Find the best time of day for you to be the most productive and use that time for your most important tasks.

Output (b) 👎

Certainly.

Set Clear Goals: Define specific and achievable goals to give your work purpose and direction.

Prioritize Tasks: Focus on tasks that have the most impact and align with your goals, using techniques like the Eisenhower Matrix.

Time Blocking: Allocate specific blocks of time for different tasks to create a structured schedule.

Eliminate Distractions: Minimize interruptions by turning off notifications, closing unnecessary tabs, and creating a dedicated workspace.

Use the Pomodoro Technique: Work in focused 25-minute intervals followed by a short break to maintain concentration and prevent burnout.

Delegate and Outsource: Assign tasks that others can handle, freeing up your time for higher-priority activities.

Practice Mindfulness: Techniques like meditation and deep breathing can help improve focus and reduce stress.

PREPARE (Ours)

Explanation of Output (a)

The output provided by the AI chatbot is of good quality as it precisely executes the instruction by providing 5 ways to increase productivity. Each point is clear, actionable, and directly related to enhancing productivity. The suggestions are practical and cover various aspects such as goal-setting, minimizing distractions, taking breaks, prioritizing tasks, and optimizing productivity based on individual peak times. Overall, the response is helpful, detailed, and aligns well with the given instruction without any significant drawbacks.

Explanation of Output (b)

The output provided exceeds the requested 5 ways to increase productivity by including additional methods such as delegating and outsourcing tasks, practicing mindfulness, and using the Pomodoro Technique. While these additional suggestions can be beneficial, they do not precisely execute the instruction as they go beyond the specified number of ways. Therefore, the output does not fully adhere to the instruction's requirement.

Decision

Output (a)



Vanilla Chain-of-Thought

Explanation of Output (a) and Output (b)
 Output (b) is better as it provides a more comprehensive list of ways to increase productivity, including specific techniques like the Eisenhower Matrix, Time Blocking, Pomodoro Technique, delegation, and mindfulness practices. It offers a wider range of strategies that can be implemented to enhance productivity effectively.

Decision ✗
 Output (b)

Figure 16: Sampled prediction results of PREPAIR and vanilla chain-of-thought.

Input
 How many instruments does a symphony orchestra typically have?

Output (a)
 The average number of musicians in a symphony orchestra can vary depending on the specific orchestra and the repertoire being performed. However, a typical symphony orchestra usually consists of around 80 to 100 musicians. This number can include various sections such as strings, woodwinds, brass, and percussion, as well as additional instruments like harp or piano, depending on the composition being played.

Output (b)
 A symphony orchestra typically has anywhere from 60 to 100 different instruments in its ensemble.

Pros and Cons of LLM

Pros of Output (a)
 1. Provides a specific range (80 to 100 musicians) for the typical number of musicians in a symphony orchestra.

Cons of Output (a)
 1. Lacks a specific mention of the number of instruments in a symphony orchestra.

Pros of Output (b)
 1. Mentions a range (60 to 100 instruments) for the typical number of instruments in a symphony orchestra.

Cons of Output (b)
 Uses the term "different instruments" which might be slightly misleading as it could imply unique instruments rather than the total number of instruments.

Final choice
 Therefore, Output (a) is better.

Judgement of LLM (GPT-3.5-turbo)
 Output (a)

Figure 17: An example of annotated samples described in Section 3.

Input

Generate a persuasive argument for new initiatives in animal welfare legislation.

Output (a)

Title: Urgent Need for New Measures in Environmental Protection Laws

Introduction: The current state of our environment demands immediate action to address the pressing challenges we face. As the impacts of climate change, pollution, and habitat destruction become increasingly evident, it is crucial to implement new measures in environmental protection laws. These measures will not only safeguard our planet for future generations but also foster sustainable development and ensure a healthier, more prosperous future for all.

1. **Mitigating Climate Change:** Climate change is one of the most significant threats we face today. New measures in environmental protection laws can help reduce greenhouse gas emissions, promote renewable energy sources, and encourage energy efficiency. By setting stricter emission standards for industries, incentivizing the adoption of clean technologies, and supporting research and development in sustainable practices, we can mitigate the effects of climate change and work towards a carbon-neutral future.

2. **Preserving Biodiversity:** The loss of biodiversity poses a severe threat to ecosystems and human well-being. Strengthening environmental protection laws can help preserve and restore habitats, protect endangered species, and promote sustainable land and water management practices. By establishing protected areas, implementing stricter regulations on deforestation and wildlife trade, and supporting conservation initiatives, we can safeguard biodiversity and maintain the delicate balance of our ecosystems.

3. **Combating Pollution:** Pollution, whether it be air, water, or soil pollution, has detrimental effects on human health and the environment. New measures in environmental protection laws can enforce stricter regulations on industrial emissions, promote waste reduction and recycling, and encourage the use of eco-friendly technologies. By holding polluters accountable, incentivizing sustainable practices, and investing in pollution control infrastructure, we can significantly reduce pollution levels and improve the quality of life for all.

4. **Ensuring Sustainable Resource Management:** The unsustainable exploitation of natural resources threatens the availability and quality of essential resources such as water, forests, and minerals. By implementing new measures in environmental protection laws, we can promote sustainable resource management practices. This includes regulating extraction activities, promoting responsible consumption patterns, and supporting the transition to a circular economy. By doing so, we can ensure the long-term availability of resources and minimize the negative impacts on ecosystems and communities.

5. **Fostering Environmental Justice:** Environmental protection laws should prioritize the equitable distribution of environmental benefits and burdens. New measures can address environmental injustices by ensuring that vulnerable communities, often disproportionately affected by pollution and environmental degradation, have access to clean air, water, and a healthy environment. By incorporating principles of environmental justice into legislation, we can create a fairer and more inclusive society.

Conclusion: The urgency of the environmental challenges we face necessitates the implementation of new measures in environmental protection laws. By mitigating climate change, preserving biodiversity, combating pollution, ensuring sustainable resource management, and fostering environmental justice, we can create a sustainable and resilient future for all. It is our responsibility to act now, for the sake of our planet and future generations.

Output (b)

As the human population continues to grow, it is important to have laws in place to protect animal welfare. Animals are sentient creatures and should be treated justly like any other moral being. They also provide vital ecological services to the planet. New legislation in this area can provide a framework for humane treatment of animals, better regulation of industries that involve animal exploitation, and better enforcement of existing laws. Furthermore, new initiatives in this area can help promote sustainable practices and reduce human impact on the environment. Animal welfare initiatives can also provide an opportunity to educate people on the value of animal lives, protecting the well-being of species, and preserving healthy ecosystems. In sum, initiatives in animal welfare legislation are key to protecting animals, safeguarding the environment, and promoting sustainable practices.

Pros and Cons of LLM

Pros of Output (a)

1. Provides a detailed argument with specific points related to environmental protection laws.
2. Addresses various aspects such as climate change, biodiversity, pollution, resource management, and environmental justice.

Cons of Output (a)

1. Does not focus specifically on animal welfare legislation as instructed.
2. Lacks direct relevance to the protection and welfare of animals.

Pros of Output (b)

1. Directly addresses the importance of animal welfare legislation.
2. Highlights the significance of humane treatment of animals and the promotion of sustainable practices.

Cons of Output (b)

1. Lacks specific details and examples compared to Output (a).
2. Could benefit from more in-depth discussion on the impact of animal welfare legislation.

Final choice

Therefore, Output (a) is better.

LLM judgement (GPT-3.5-turbo)

Output (a)

Figure 18: An example of annotated samples described in Section 3.

Input

Construct a timeline of significant events in a particular field. field: American history

Output (a)

1954: Brown vs. Board of Education case overturns segregation in public schools

1955: Montgomery Bus Boycott sparks a wave of nonviolent protests

1963: The March on Washington takes place; Martin Luther King, Jr. delivers his "I Have a Dream" speech

1964: The Civil Rights Act passes, prohibiting discrimination in public places and providing the federal government with the power to enforce desegregation

1965: Voting Rights Act passes, introducing federal scrutiny of local voting laws and prohibiting racial discrimination

1968: Fair Housing Act passed, banning discrimination in real estate transactions

Output (b)

1492: Christopher Columbus arrives in the New World

1776: The Declaration of Independence is signed

1788: The United States Constitution is ratified

1863: The Emancipation Proclamation is issued

1917: The United States enters World War I

1941: The United States enters World War II

1969: Neil Armstrong walks on the moon

Pros and Cons of LLM

Pros of Output (a)

1. Events listed are specifically related to American history.
2. Events are focused on the civil rights movement, providing a coherent theme.

Cons of Output (a)

1. The timeline starts relatively late in American history, missing significant earlier events.

Pros of Output (b)

1. Includes a broader range of historical events spanning from the discovery of America to the moon landing.

Cons of Output (b)

1. The events listed are not all directly related to American history, some are more globally significant.

Final choice

Therefore, Output (a) is better.

LLM judgement (GPT-3.5-turbo)

Output (a)

Figure 19: An example of annotated samples described in Section 3.

Input

Create a class for a computer programming language.

Output (a)

```
class Program:
    def __init__(self):
        self.name = ""
        self.age = 0
        self.hobbies = []
        self.interests = []
        self.favorite_color = ""
        self.favorite_food = ""
        self.languages = []
        self.countries = []
        self.occupation = ""
        self.education = ""
        self.marital_status = ""
        self.religion = ""
        self.political_views = ""
        self.hometown = ""
        self.current_location = ""
        self.user_info = { "name": self.name, "age": self.age, "hobbies": self.hobbies,
            "interests": self.interests, "favorite_color": self.favorite_color, "favorite_food":
            self.favorite_food, "languages": self.languages, "countries": self.countries,
            "occupation": self.occupation, "education": self.education, "marital_status":
            self.marital_status, "religion": self.religion, "political_views": self.political_views,
            "hometown": self.hometown, "current_location": self.current_location, }
```

Output (b)

A programming language should have the basics of expression and statement syntax, control flow, functions, data types and type safety, classes, objects & inheritance, and error or exception handling. Additionally, the language should be able to integrate with other languages, support libraries and frameworks, and have effective debugging and profiling tools. It should also come with a proper compiler and interpreter as well as effective memory management to maximize performance.

Pros and Cons of LLM

Pros of Output (a)

1. Includes attributes related to personal information which could be useful in a different context.

Cons of Output (a)

1. Does not align with the instruction to create a class for a computer programming language.

Pros of Output (b)

1. Clearly outlines the essential components and features a computer programming language should have.

```
# Cons of Output (b)
1. Lacks specific implementation details for the class structure.

# Final choice
Therefore, Output (b) is better.
```

LLM judgement (GPT-3.5-turbo)

Output (b)

Figure 20: An example of annotated samples described in Section 3.

Input

What is sigmoid?

Output (a)

The sigmoid is a type of curve that is commonly used in machine learning and statistics. It is a smooth, continuous curve. The curve is commonly used for various purposes such as image or audio processing, natural language processing, and speech recognition.

Output (b)

The sigmoid activation function is typically used in the output layer of a binary classification neural network, where the goal is to predict a probability of the input belonging to one of two classes. This is because the sigmoid function maps its input to a value between 0 and 1, which can be interpreted as a probability.

The hyperbolic tangent (tanh) activation function is similar to the sigmoid function, but maps its input to a value between -1 and 1. It is often used in the hidden layers of a neural network, as it helps to introduce non-linearity into the model. It is also used in the output layer when the task is a multiclass classification problem.

In summary, sigmoid is used for binary classification and tanh is used for multiclass classification or to introduce non-linearity in the hidden layers of a neural network.

Pros and Cons of LLM

```
# Pros of Output (a)
```

1. Provides a clear definition of sigmoid.
2. Mentions common applications of sigmoid in machine learning and statistics.

```
# Cons of Output (a) 1. Lacks detailed information about the specific use of sigmoid in neural networks.
```

```
# Pros of Output (b)
```

1. Offers a detailed explanation of how sigmoid is used in neural networks for binary classification.
2. Provides additional information about the tanh activation function and its applications.

```
# Cons of Output (b)
```

1. Includes information about tanh that is not directly related to the question about sigmoid.

```
# Final choice
```

Therefore, Output (b) is better.

Judgement of LLM (GPT-3.5-turbo)

Output (b)

Figure 21: An example of annotated samples described in Section 3.