

Can Tool-augmented Large Language Models be Aware of Incomplete Conditions?

Seungbin Yang^{*12} ChaeHun Park^{*1} Taehee Kim¹² Jaegul Choo¹

¹ KAIST AI ² Letsur

{sby99, ddehun, jchoo}@kaist.ac.kr
taehee.kim@letsur.ai

Abstract

Recent advancements in integrating large language models (LLMs) with tools have allowed the models to interact with real-world environments. However, these *tool-augmented LLMs* often encounter incomplete scenarios when users provide partial information or the necessary tools are unavailable. Recognizing and managing such scenarios is crucial for LLMs to ensure their reliability, but this exploration remains understudied. This study examines whether LLMs can identify incomplete conditions and appropriately determine when to refrain from using tools. To this end, we address a dataset by manipulating instances from two datasets by removing necessary tools or essential information for tool invocation. We confirm that most LLMs are challenged to identify the additional information required to utilize specific tools and the absence of appropriate tools. We further analyze model behaviors in different environments and compare their performance against humans. Our research can contribute to advancing reliable LLMs by addressing scenarios that commonly arise during interactions between humans and LLMs.¹

1 Introduction

Recently, there has been significant improvement in integrating large language models (LLMs) with tools (Li et al., 2023; Qin et al., 2023; Patil et al., 2023; Schick et al., 2024; Lu et al., 2024; Hao et al., 2024). These *tool-augmented LLMs* can perceive up-to-date information, acquire real-world interaction capabilities, and perform complex tasks (Wang et al., 2024). The tool-augmented models have enhanced user experiences across various applications (Yang et al., 2023; Hong et al., 2023).

LLMs should select and use the necessary tools when they interact with users. However, users often lack comprehensive knowledge about all available

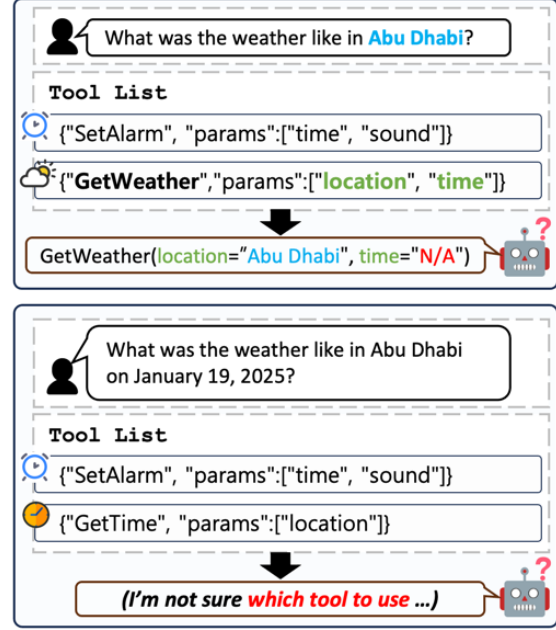


Figure 1: An illustration of incomplete conditions for tool invocation by tool-augmented LLMs.

tools, making it challenging to initially provide the required information to models. Furthermore, the necessary tools may not be provided to models or even do not exist to address user requests. When LLM agents use various tools, it is common to encounter issues where the necessary tools are absent, or the user’s input is incomplete, lacking the information needed to use them. Despite significant advances in tool-augmented LLM, research has been conducted on the premise of only a complete scenario (Huang et al., 2023).

Our work investigates whether tool-augmented LLMs can recognize incomplete conditions where no appropriate tool is available for the user’s request, or the given information is insufficient to utilize the tool, as depicted in Fig. 1. To this end, we construct a dataset by manipulating instances from datasets for tool-augmented LLMs (Qin et al., 2023; Li et al., 2023) to simulate the scenarios.

^{*} Equal contribution

¹Our code and dataset will be made publicly available.

Further human verification ensures only instances where tools could not be used are included.

Based on our constructed dataset, we evaluate whether LLMs can recognize conditions where desired tool invocation is not possible. Our experimental results show that most LLMs struggle to identify the additional information required to use specific tools or to recognize when appropriate tools are unavailable. Specifically, LLMs perform worse when users provide incomplete information or when real-world tools are involved. To further understand these challenges, we conduct comprehensive analyses, including human evaluation and assessing the impact of providing API call feedback to models. We also explore the predictive distributions of models and their ability to explain decisions in incomplete scenarios. We believe our findings contribute to advancing the reliability of tool-augmented LLMs in practical applications. Our contributions can be summarized as follows.

- We construct a dataset by manipulating tool-use datasets to simulate incomplete conditions in real-world applications.
- We evaluate the ability of LLMs to recognize when desired tool invocation is not possible, showing that LLMs struggle with identifying the need for additional information or recognizing the absence of appropriate tools.
- We conduct comprehensive analyses, including human evaluations and assessments of API call feedback, to explore model behavior in incomplete scenarios, providing insights that contribute to improving the reliability of tool-augmented LLMs.

2 Related Work

Recent work has focused on augmenting LLMs with external tools to enhance their capabilities (Wang et al., 2024). These tools range from simple retrieval systems (Chen et al., 2017) and arithmetic operations (Schick et al., 2024) to more complex programming languages (Cai et al., 2023) and real-world APIs (Xu et al., 2023; Yuan et al., 2024; Guo et al., 2024). Various strategies and benchmarks have been developed to improve how effectively LLMs use these tools. For example, Huang et al. (2023) evaluate how well LLMs decide when and which tools to use, and Ye et al. (2024b) assess their robustness when noisy tool

descriptions are present. Huang et al. (2024) investigate LLMs’ use of tools in real-world scenarios, and Ye et al. (2024a) address safety challenges in tool learning. Although Yan et al. (2024) explored how LLMs perform in the absence of necessary tools, their dataset is relatively small compared to ours and considers only a single API candidate, which does not adequately reflect the complexities of the real world. Additionally, our work extends incomplete scenarios by considering where tool invocation is impossible due to missing or insufficient information. While research in question answering and retrieval systems has addressed scenarios involving irrelevant external knowledge or ambiguous user requests (Feng et al., 2020; Min et al., 2020; Kamath et al., 2020; Cole et al., 2023; Jeong et al., 2024), the challenge of LLMs recognizing when tool usage is impractical has been relatively underexplored. Our study advances this area by investigating how LLMs recognize situations where tools are unavailable or cannot be correctly invoked due to incomplete information.

3 How to Evaluate the Awareness of Tool-augmented LLMs

To simulate incomplete scenarios where necessary tools are unavailable or users provide partial information, we manipulate instances from a test set of two benchmarks: APIBank (Li et al., 2023) and ToolBench (Qin et al., 2023). These datasets are designed to evaluate how effectively LLMs can respond to user requests using APIs.² In their original form, each instance in these datasets has an available API that can address the user’s request, with sufficient information provided to invoke the API. This section first provides an overview of the source datasets (§3.1) and then introduces our automated data manipulation strategy to simulate incomplete scenarios for tool usage (§3.2). Finally, we describe the extensive human verification process that ensures the validity of the manipulated dataset (§3.3). Fig. 2 illustrates the overall dataset construction pipeline.

3.1 Data Source

We construct a new dataset by leveraging two existing datasets: APIBank (Li et al., 2023) and ToolBench (Qin et al., 2023). APIBank consists of 73 APIs and 314 manually annotated multi-turn conversations between humans and AI systems. We

²We refer to Tool and API interchangeably.

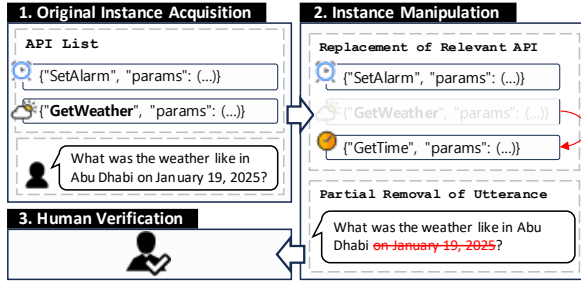


Figure 2: Dataset construction pipeline.

select 450 instances from the test split, excluding those that require a tool-retrieval module. ToolBench is based on 16,000 real-world APIs across 49 categories from RapidAPI Hub.³ We utilize 764 test instances in different categories (single-tool instructions (I1), intra-category multi-tool instructions (I2), and intra-collection multi-tool instructions (I3)), as filtered by Guo et al. (2024). These instances are used as the original data for manipulation.

3.2 Simulating Incomplete Scenarios with Instance Manipulation

We simulate two types of incomplete scenarios in which LLMs cannot properly invoke tools by manipulating the original dataset instances: (1) replacing relevant APIs with irrelevant ones, and (2) partially removing user utterances.

Replacement of Relevant API We use a dense retriever (Gao et al., 2021) to replace the appropriate APIs that can handle the user’s requests with similar but irrelevant APIs. This manipulation ensures that the desired tool is unavailable, simulating a scenario where LLMs must decide not to use any of the provided tools. Specifically, the relevant APIs in the original instance are replaced with other APIs from separate API pools. To find semantically similar APIs, we use the sentence encoder proposed by Gao et al. (2021).⁴ We concatenate the name and description of each API, convert this text into a fixed-size vector, and then select one of the most similar APIs by calculating cosine similarity between the relevant API and all available APIs in the dataset. Note that the API pools for this retrieval process are constructed separately for each dataset. Examples of successful and failed instances of this manipulation are shown in Fig. 4 to Fig. 7.

³<https://rapidapi.com/hub>

⁴princeton-nlp/sup-simcse-roberta-large

Partial Removal of User Utterance We partially remove user utterances in a conversation to mimic scenarios where (1) the request is unclear, making it impossible to use APIs, or (2) the request is clear but lacks necessary information for API invocation. This manipulation aims to remove essential information from user utterances, rendering appropriate API invocation infeasible. We automate this process using a proprietary LLM (i.e., GPT-4 (Achiam et al., 2023)) to generate naturally corrupted dialogues. The model is instructed to identify and remove critical information required for tool invocation, and we enhance the quality of this process with reasoning prompts and five manually designed few-shot samples. Examples of successful and failed instances are shown in Fig. 8 to Fig. 11.

3.3 Data Verification

To ensure the validity of our dataset, we manually reviewed all instances to remove cases where user requests could still be handled by the provided APIs or where the manipulations resulted in unnatural conversations. This manual verification was necessary because our preliminary analysis revealed that automatic generation sometimes failed to create truly incomplete scenarios. The verification process was conducted by two authors with relevant academic backgrounds, who actively discussed and refined the filtering criteria. This rigorous process ensured that the final dataset includes only instances that genuinely represent incomplete scenarios, providing a robust foundation for evaluating tool-augmented LLMs.

Specifically, we applied a detailed validation process to ensure that only incomplete conditions remained in the manipulated instances. The criteria for verifying *Relevant API Replacement* were: (1) the user’s request could still be fulfilled using alternative APIs, and (2) the request could be handled using non-replaced APIs, particularly in ToolBench instances. For *Partial Removal of User Utterance*, the criteria included: (1) only non-essential information was removed, allowing the APIs to fulfill the user’s request, (2) one of the user’s multiple requests was removed, but the remaining requests could still be resolved through existing API invocations, (3) the conversation context became unnatural or grammatically incorrect, (4) the result was identical to the original instance, and (5) it became unnatural for the model to execute an API call in the subsequent turn because the last utterance in

	API Replacement		Utterance Removal	
	APIBank	ToolBench	APIBank	ToolBench
# Instances	423	477	304	406
Avg. Turns	6.18	1	5.18	1
Avg. APIs	2.13	5.13	2.05	5.51
Avg. Utr. Words	17.66	52.38	18.87	51.15
Avg. API Length	434.39	713.35	443.38	747.53

Table 1: **Dataset Statistics.** The *API Replacement* and *Utterance Removal* denote *Relevant API Replacement* and *Partial Removal of User Utterance*, respectively. The *Avg. Turns* denote the number of utterances in a conversation. *Avg. APIs* denote the number of APIs in the instance. *Avg. API Length* denotes the string length of each API description.

the conversation no longer pertained to the user.

3.4 Dataset Statistics

Our final dataset includes 727 instances from APIBank and 883 from ToolBench, totaling 1,610 instances. Of these, 900 instances were generated by replacing relevant APIs, and 710 were created by removing parts of the user utterances. Table 1 presents the overall dataset statistics.

4 Experimental Setup

Task Formulation We set the task where LLMs recognize incomplete conditions as a binary classification problem. We ask the LLM to determine whether APIs can be invoked to fulfill user requests based on conversations and available APIs. To assess whether LLMs can recognize both complete and incomplete conditions, we utilize the instances of two datasets (APIBank and ToolBench) and corresponding manipulated samples. LLMs should answer "Yes" or "No" for the original and manipulated instances, respectively.

Models For the experiments, we adopt both open-source and proprietary LLMs. The open-source models used are Llama-2 (13B-chat, 70B-chat) (Touvron et al., 2023), Vicuna-v1.5 (13B) (Zheng et al., 2024), and Mistral-Instruct-v0.2 (7B) (Jiang et al., 2023). The following proprietary LLMs are used: Claude-3-Haiku (Anthropic, 2024), GPT-3.5-Turbo (OpenAI, 2023a), and GPT-4 (Achiam et al., 2023).

Implementation Details All open-source LLMs are implemented with the Transformers library (Wolf et al., 2020). The quantized checkpoints of Llama-2-70B-hf and Llama-2-70B-chat are used for experiments

	Mistral-7B	Claude-3	GPT-3.5-T	GPT-4
API Replacement				
Acc.	64.69/67.91	68.42/61.90	66.03/64.40	79.99/82.29
F1	47.98/ <u>52.13</u>	<u>60.78</u> /36.81	54.12/45.14	74.68/80.93
Utterance Removal				
Acc.	51.29/51.42	<u>57.59</u> /51.25	52.71/ <u>57.90</u>	73.21/77.44
F1	14.12/12.33	<u>40.05</u> /5.41	19.80/ <u>28.64</u>	58.20/72.30

Table 2: Performance evaluation results of LLM by manipulation type. The accuracy (Acc.) and F1 score (F1) are used for evaluation metrics. Both the zero-shot and four-shot performance are presented in a format of (0-shot/4-shot). The highest and the second-highest scores in each metric are highlighted in **bold** and underlined. The performance of models on APIBank and ToolBench are presented in Table 3 and Table 4, respectively.

(Lin et al., 2023). For proprietary models, we use `claude-3-haiku-20240307`, `gpt-3.5-turbo-0125`, and `gpt-4-0613` for Claude-3-Haiku, GPT-3.5-Turbo, and GPT-4. The temperature is set to 0 across all models. We use two original and two manipulated instances for the evaluation with few-shot examples. In experiments with instances from ToolBench, we select models with a context length exceeding 8192 tokens to handle the frequently encountered lengthy API descriptions.

5 Results

Main Results Table 2 presents the performance of different LLMs averaged on APIBank and ToolBench. LLMs usually struggle to identify incomplete conditions, and proprietary models perform better than Mistral-7B. In most cases, models are more vulnerable to Utterance Removal compared to API Replacement. For instance, in a zero-shot experiment, the F1 score for Mistral-7B decreases from 47.98% to 14.12%. Similarly, GPT-3.5-Turbo drops from 54.12% to 19.80%, and GPT-4 declines from 74.68% to 58.2%.

Impacts of Few-shot Examples We examine the impact of providing the model with demonstration examples on its performance. To this end, we provide manually curated few-shot examples, ensuring the classes are evenly balanced. Surprisingly, there is no clear tendency indicating either performance improvement or degradation when using few-shot learning samples. We suspect that using the tool requires significant reasoning skills and involves various scenarios, making it difficult to improve the incomplete condition ability with only a few examples (Khot et al., 2022).

	Llama-2-13B	Llama-2-70B	Vicuna-13B	Mistral-7B	Claude-3	GPT-3.5-T	GPT-4
API Replacement							
Acc.	53.75/57.07	59.66/58.30	61.87/66.17	<u>69.25/74.91</u>	68.27/65.19	67.77/70.85	87.58/85.49
F1	14.55/32.50	36.19/32.34	45.99/64.15	61.66/ <u>69.28</u>	<u>62.61</u> /46.30	62.03/64.99	87.30/84.79
Utterance Removal							
Acc.	51.29/52.15	52.15/51.12	51.12/54.04	52.32/52.32	<u>61.96</u> /52.50	55.94/ <u>65.40</u>	89.33/88.64
F1	5.98/18.71	16.77/12.88	18.39/44.95	22.84/20.17	<u>52.27</u> /9.80	36.63/ <u>55.23</u>	89.27/88.70

Table 3: The performance of models on instances from APIBank.

	Mistral-7B	Claude-3	GPT-3.5-T	GPT-4
API Replacement				
Acc.	60.13/ <u>60.90</u>	68.57/58.60	64.29/57.94	72.40/79.08
F1	34.30/ <u>34.97</u>	58.94/27.31	46.20/25.29	62.05/77.07
Utterance Removal				
Acc.	50.26/ <u>50.52</u>	53.22/50.00	49.48/50.39	57.09/66.24
F1	5.39/ <u>4.48</u>	27.83 /1.02	2.97/2.04	<u>27.13</u> / 55.89

Table 4: The performance of models on instances from ToolBench.

	API		Utterance		Overall	
	Acc.	F1	Acc.	F1	Acc.	F1
Human	81.11	78.48	81.11	81.32	81.11	80.00

Table 5: **Human analysis results.** API and Utterance denote API Replacement and Utterance Removal.

Impacts of Data Sources We next investigate performance by categorizing it based on data sources in Table 3 and Table 4. Among the open-source models, Mistral-7B performs the best on instances from APIBank. At the same time, the open-source model is particularly vulnerable compared to the proprietary model in scenarios where the user did not provide sufficient information to call APIs. The performance of models on instances from ToolBench is generally lower compared to their performance on APIBank. Even the most powerful model known to be, GPT-4, shows a low F1 score in a zero-shot experiment, with 62.05% in the API Replacement and 27.13% in the Utterance Removal. These tendencies can stem from the complexity of the API descriptions in ToolBench, which consists of real-world APIs that frequently contain unnecessary information or omit essential details (Yuan et al., 2024).

6 Analysis

We perform an analysis to understand how LLMs perceive and respond in incomplete conditions.

6.1 Human Analysis

We conducted a human analysis on the same tasks to establish a performance baseline for LLM evalu-

	API Replacement			Utterance Removal		
	Acc.	F1	Corr.	Acc.	F1	Corr.
GPT-3.5-T	59.69	52.17	58.75	59.70	49.90	62.66
GPT-4	80.50	77.18	85.22	87.83	86.75	88.32

Table 6: Zero-shot implicit evaluation results of GPT-3.5-Turbo and GPT-4 on the APIBank dataset. The Correlation (Corr.) metric measures the instance-wise agreement between the model’s binary classification and free-form generation predictions.

ation. Specifically, we selected 180 instances from the APIBank dataset, ensuring class balance. Nine participants with relevant academic backgrounds were recruited to solve "Yes/No" questions for 20 instances each, following the same evaluation protocol applied to the LLMs. Each participant was compensated with \$10 for their participation.

The results of the human analysis, as presented in Table 5, indicate that the average accuracy achieved by human participants is 81.11%, with an F1 score of 80.0%. Compared to these human performance metrics, most open-source models underperform, while larger models, such as GPT-4, demonstrate comparable or superior performance. This indicates a clear benchmark for model evaluation and demonstrates the competitive performance of larger models in handling incomplete situations.

6.2 Implicit Evaluation Results with Free-form Generation

As described in Section 4, our experimental setup involves a binary classification task in which models are asked to determine whether the current conditions are incomplete for tool invocation by answering "Yes" or "No." This approach directly assesses the models’ ability to evaluate whether the necessary conditions for tool usage are met. We also consider an alternative method that implicitly gauges the models’ awareness to complement our explicit evaluation. In this setup, the models engage in a simulated dialogue with a user, and their next actions are monitored. If the model generates

Utterance Removal	Errors in API Call	GPT-3.5-T	GPT-4
✓	✓	96.0	86.0
✓		7.0	67.0
	✓	13.0	99.0

Table 7: The results of providing API invocation outcomes to LLMs across different scenarios. Accuracy is used as the evaluation metric, highlighting the differences in how GPT-3.5-Turbo and GPT-4 handle erroneous API call results and their ability to recognize hallucinations and incomplete conditions.

a response that includes invoking a tool, it is considered the model has determined that it can invoke the tool. In contrast, the absence of tool invocation is considered that the model has determined that it cannot invoke the tool. We apply this implicit evaluation framework to GPT-3.5-Turbo and GPT-4 on the APIBank dataset. The text prompt used in the experiment is illustrated in Fig. 22.

The results presented in Table 6 indicate that models generally perform worse in implicit evaluation setups. For example, GPT-4’s F1 scores drop from 87.30 and 89.27 to 77.18 and 86.75 for API Replacement and Utterance Removal, respectively. GPT-3.5-Turbo’s performance on Utterance Removal is the exception to this trend, where accuracy and F1 scores improve from 55.94 and 36.63 to 59.70 and 49.90. Based on these results, we hypothesize that the binary classification setup, which explicitly prompts the model to assess whether the current tool list or user information is sufficient for tool invocation, enables the model to recognize better when tool usage is appropriate.

6.3 Impact of Tool Invocation Feedback on Incomplete Condition Recognition

Our experiment primarily focuses on assessing whether LLMs can recognize incomplete conditions before invoking a tool. This approach is practical as it helps mitigate potential safety or security risks associated with incorrect tool invocation. However, in more relaxed environments where some degree of incorrect tool usage is acceptable, allowing the model to observe the outcomes of tool invocation and reassess the completeness of the conditions could potentially enhance performance. Recent studies in tool-agent frameworks also suggest that observing the outcomes of previous actions and adjusting plans accordingly can improve task execution (Yao et al., 2023; Qin et al., 2023). Building on these insights, we explore

whether providing LLMs with the results of tool invocation can enhance their ability to recognize incomplete conditions.

To this end, we first randomly sample 100 manipulated instances in utterance removal, along with their original counterparts, from our main experiment on the APIBank dataset. For each instance, we consider two types of API call results: 1) Errors in API Calls: Errors caused by incomplete API calls, and 2) Successful API Calls: Cases where a complete API call is made and executed correctly. Based on these, we categorize the input given to the LLMs into three scenarios: 1) *Utterance Removal + Wrong API Call*: Instances where an API call fails due to missing information, 2) *Utterance Removal + Hallucinated API Call*: Instances where APIs are invoked with information not provided in the dialogue context, yet the API calls are successful, and 3) *Complete Condition + Wrong API Call*: Scenarios where the API can be correctly invoked, but the call fails, resulting in an error. In each scenario, the LLMs are provided with the API list, conversation history, and API call results, and they are asked to judge whether the information given was sufficient to address the user requests. In the first and second scenarios, the LLMs should recognize that an API invocation is not possible. In the third scenario, they should determine that the API calls can be successfully made.

When API call results are erroneous, GPT-3.5-Turbo often concludes that the API cannot be invoked, regardless of whether the necessary conditions for a successful API call are met, as demonstrated in Table 7. In contrast, GPT-4 shows a stronger ability to assess the feasibility of API calls accurately, even in complex scenarios. Notably, when the necessary information to invoke APIs is missing, but the API call is still successful, GPT-3.5-Turbo exhibits limited awareness of hallucinations. On the other hand, GPT-4 is more adept at recognizing hallucinated API calls and correctly identifying incomplete conditions, even when the API call succeeds. These results may suggest that the reasoning ability of LLMs plays a critical role in interpreting API call results and making accurate predictions.

6.4 Impacts of Model Size and Instruction Tuning

We analyze the impact of model size and instruction-tuning on model performance across our dataset. Specifically, we compare Llama-2-7B,

	7B _{BASE}	7B	13B _{BASE}	13B	70B _{BASE}	70B
API Replacement						
Acc.	50.06	49.94	54.86	53.75	60.52	59.66
F1	0	0.94	64.05	14.55	56.68	36.19
Utterance Removal						
Acc.	50.00	50.49	53.01	51.29	54.91	52.15
F1	0	3.22	62.25	5.98	45.87	16.77

Table 8: Performance comparison between Llama-2 model family (Touvron et al., 2023) of different sizes and training approaches. Models not trained on instruction-tuning datasets are marked as BASE.

	API Replacement		Utterance Removal	
	Num.	Acc.	Num.	Acc.
Mistral-7B	149	87.25	19	47.37
GPT-3.5-T	182	85.16	52	48.08
GPT-4	360	97.50	273	99.63

Table 9: The results of explanation for the incomplete scenario. *Num.* represents the count of accurately identified incomplete instances, which corresponds to the number of instances evaluated in the explanation assessment. *Acc.* denotes accuracy of explanations judged by GPT-4, respectively.

Llama-2-13B, and Llama-2-70B models against their instruction-tuned counterparts, Llama-2-7B-chat, Llama-2-13B-chat, and Llama-2-70B-chat. The evaluation results, presented in Table 8, reveal that both the 7B and 7B-chat models frequently predict "Yes" for most instances, resulting in very low F1 scores. Overall, models that were not trained on instruction-following data generally outperform their instruction-tuned counterparts, regardless of model size. Interestingly, while instruction-tuned models show performance improvements as the model size increases, the non-instruction-tuned models exhibit varying trends, with a decrease in F1 score as the model size scales from 13B to 70B. These findings suggest that training on instruction-following datasets may affect the models' ability to recognize incomplete conditions, indicating a need for further exploration in future work.

6.5 Can Tool-augmented LLMs Correctly Explain Incomplete Conditions?

We probe whether LLMs can accurately explain their decision-making process when they correctly identify incomplete conditions. To this end, we instruct the models to generate explanations for their decisions and assess whether these explanations correctly identify why tools cannot be used. We adopt the Judge LLM (i.e., GPT-4) (Zheng et al., 2024) to evaluate the correctness of the explana-

	Mistral-7B	Claude-3	GPT-3.5-T	GPT-4
API Replacement				
Yes Ratio (%)	87.74/88.79	70.69/91.91	81.37/92.74	75.74/57.25
Utterance Removal				
Yes Ratio (%)	97.16/98.22	84.41/99.51	97.65/99.13	91.09/73.33

Table 10: Predictive distribution on main experiments of ToolBench. The indicators are the same as Table 12.

tions. We manually craft four-shot examples with a balanced class distribution to ensure a reliable evaluation.

In Table 9, we observe that GPT-3.5-Turbo achieves an accuracy of 85.16% for API Replacement, while Mistral-7B shows a performance with an accuracy of 87.25%. For Utterance Removal, the accuracy of GPT-3.5-Turbo and Mistral-7B are 48.08% and 47.37%, respectively, showing similar performance. These results indicate that it is more challenging for LLMs to provide accurate explanations when users offer insufficient context (Utterance Removal) compared to when the necessary tools are unavailable (API Replacement).

To further verify the reliability of Judge LLM in assessing explanation validity, we manually annotated 100 randomly sampled instances from GPT-3.5-Turbo's predictions, evenly divided between API Replacement and Utterance Removal. The agreement rate between human evaluators and Judge LLM is 82%. This high level of agreement suggests that Judge LLM's evaluations are closely aligned with those of human evaluators, establishing it as a credible and effective assessment tool.

Additionally, we examine instances where the LLMs generated incorrect reasoning, as shown in Table 11. In API Replacement, LLMs often misunderstand the user's intent, leading to inaccurate assertions that the available APIs are insufficient. Conversely, in Utterance Removal, the predominant errors stem from incorrect explanations asserting that no appropriate APIs are available, even when they are present.

6.6 Prediction Analysis of "Yes" Token under Incomplete Conditions

We analyze the models' predictions to understand how they respond to incomplete conditions, particularly focusing on their decisions to invoke tools. Specifically, we examine the likelihood with which LLMs indicate that they can call APIs based on their predictions during our main experiments. As shown in Table 12 and Table 10, most models tend to overestimate their ability to invoke tools, a tendency that becomes more pronounced when the

Conversation	User: Can you check a reminder to call my mom on March 16th?
	AI: Sure, Can you confirm your username and password?
	User: My username is JohnDoe and my password is pass123.
API List	{"name": "GetUserToken", "description": "Get the user token", "parameters": [{"username", "password"}]}
	<u>{"name": "RegisterUser", "description": "Register an account", "parameters": [{"name", "password", "email"}]}</u>
	<u>{"name": "QueryReminder", "description": "Query a reminder", "parameters": [{"token", "content", "time"}]}</u>
Explanation	The available APIs do not include an API for setting reminders. The only relevant API is 'QueryReminder' which is used for querying reminders, but there is no API for setting reminders.
Conversation	User: Can you show me the historical events on December 10th?
API List	<u>{"name": "QueryHistoryToday", "description": "Query the history of the given date", "parameters": [{"date"}]}</u>
	<u>{"name": "Calculator", "description": "Provide basic arithmetic operations", "parameters": [{"formula"}]}</u>
Explanation	The available APIs don't include an API for showing historical events. The only API provided is for the calculator to perform arithmetic operations.

Table 11: **Examples of Incorrect Explanation by GPT-3.5-Turbo.** The upper example illustrates a case of erroneous explanation in API Replacement, while the lower example shows one in Utterance Removal. Note that the model correctly identifies both instances as incomplete within a binary classification setup. Removed and newly included information, as part of our manipulation strategy, are highlighted with **strikethrough** and **wavy underline**, respectively. **Wrong explanations** from the models are manually highlighted by the authors. Additional examples can be found in Appendix A.

	Llama-2-13B	Llama-2-70B	Vicuna-13B	Mistral-7B	Claude-3	GPT-3.5-T	GPT-4
API Replacement							
Yes Ratio (%)	24.35/0.0	57.8/62.0	78.13/54.85	68.56/67.27	64.62/84.16	64.18/65.84	51.65/53.78
Utterance Removal							
Yes Ratio (%)	24.34/0.0	65.62/62.71	88.82/65.13	87.04/89.28	69.57/96.88	78.29/72.20	50.49/49.34

Table 12: Predictive distribution on main experiments of APIBank. We measure *Yes Ratio*, which represents the proportion where the model predicts that it can invoke the APIs. We report the distribution for both zero-shot and four-shot in a format of (0-shot/4-shot).

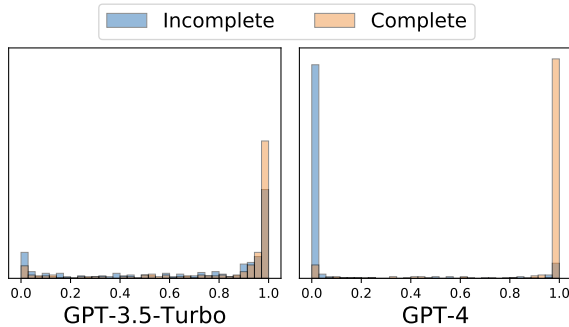


Figure 3: The probability distribution of "Yes" token for complete and incomplete instances. The utterance removal instances from APIBank are used for analysis.

models perform poorly.

To further illustrate these tendencies, we visualize the probability distributions of two LLMs when faced with complete and incomplete instances. The visualizations reflect the probability assigned to the token representing a decision to invoke a tool, as seen in Fig. 3. While GPT-4 successfully differentiates between complete and incomplete conditions,

GPT-3.5-Turbo struggles to distinguish corrupted instances, highlighting a key difference in their decision-making processes.

7 Conclusion

In this work, we investigate the capability of tool-augmented LLMs to recognize incomplete conditions. Specifically, we examine scenarios where users only provide partial information or the required tools are inaccessible. Experimental results, based on carefully manipulated datasets to simulate scenarios with missing tools or essential user information, reveal a significant issue: most LLMs struggle to detect and elaborate incompleteness, particularly when dealing with complex tools. It shows that there is still room for improvement in their ability to identify and explain the reasons behind tools' unusability consistently. We believe addressing these issues is crucial for advancing the reliability and safety of LLMs, thereby preventing potential problems such as hallucinations and risky actions in real-world applications.

Limitations

While we explore the ability of tool-augmented LLMs to abstain from tool usage in incomplete conditions, our study has several limitations. First, the data annotation process primarily relies on model-based annotations, although human verification is conducted. This approach might differ from actual cases where humans provide incomplete information regarding tool usage. Additionally, our focus is solely on API-based tools, which, although significant, do not encompass the full spectrum of tools such as plugins, robotic systems, and other interactive systems. Despite these limitations, our research underscores the importance of developing reliable tool-augmented LLMs, highlighting the need for further advancements in this area.

References

- Josh Achiam, Steven Adler, Sandhini Agarwal, Lama Ahmad, Ilge Akkaya, Florencia Leoni Aleman, Diogo Almeida, Janko Altenschmidt, Sam Altman, Shyamal Anadkat, et al. 2023. Gpt-4 technical report. *arXiv preprint arXiv:2303.08774*.
- AI Anthropic. 2024. The claude 3 model family: Opus, sonnet, haiku. *Claude-3 Model Card*.
- Tianle Cai, Xuezhi Wang, Tengyu Ma, Xinyun Chen, and Denny Zhou. 2023. Large language models as tool makers. In *The Twelfth International Conference on Learning Representations*.
- Danqi Chen, Adam Fisch, Jason Weston, and Antoine Bordes. 2017. [Reading Wikipedia to answer open-domain questions](#). In *Proceedings of the 55th Annual Meeting of the Association for Computational Linguistics (Volume 1: Long Papers)*, pages 1870–1879, Vancouver, Canada. Association for Computational Linguistics.
- Jeremy Cole, Michael Zhang, Daniel Gillick, Julian Eisenschlos, Bhuwan Dhingra, and Jacob Eisenstein. 2023. [Selectively answering ambiguous questions](#). In *Proceedings of the 2023 Conference on Empirical Methods in Natural Language Processing*, pages 530–543, Singapore. Association for Computational Linguistics.
- Yulan Feng, Shikib Mehri, Maxine Eskenazi, and Tiancheng Zhao. 2020. [“none of the above”: Measure uncertainty in dialog response retrieval](#). In *Proceedings of the 58th Annual Meeting of the Association for Computational Linguistics*, pages 2013–2020, Online. Association for Computational Linguistics.
- Tianyu Gao, Xingcheng Yao, and Danqi Chen. 2021. [SimCSE: Simple contrastive learning of sentence embeddings](#). In *Proceedings of the 2021 Conference on Empirical Methods in Natural Language Processing*, pages 6894–6910, Online and Punta Cana, Dominican Republic. Association for Computational Linguistics.
- Zhicheng Guo, Sijie Cheng, Hao Wang, Shihao Liang, Yujia Qin, Peng Li, Zhiyuan Liu, Maosong Sun, and Yang Liu. 2024. [Stabletoolbench: Towards stable large-scale benchmarking on tool learning of large language models](#). *arXiv preprint arXiv:2403.07714*.
- Shibo Hao, Tianyang Liu, Zhen Wang, and Zhiting Hu. 2024. [Toolkengpt: Augmenting frozen language models with massive tools via tool embeddings](#). *Advances in neural information processing systems*, 36.
- Sirui Hong, Mingchen Zhuge, Jonathan Chen, Xiwu Zheng, Yuheng Cheng, Ceyao Zhang, Jinlin Wang, Zili Wang, Steven Ka Shing Yau, Zijuan Lin, Liyang Zhou, Chenyu Ran, Lingfeng Xiao, Chenglin Wu, and Jürgen Schmidhuber. 2023. [Metagpt: Meta programming for a multi-agent collaborative framework](#). *Preprint*, arXiv:2308.00352.
- Shijue Huang, Wanjuan Zhong, Jianqiao Lu, Qi Zhu, Jiahui Gao, Weiwen Liu, Yutai Hou, Xingshan Zeng, Yasheng Wang, Lifeng Shang, Xin Jiang, Ruifeng Xu, and Qun Liu. 2024. [Planning, creation, usage: Benchmarking LLMs for comprehensive tool utilization in real-world complex scenarios](#). In *Findings of the Association for Computational Linguistics ACL 2024*, pages 4363–4400, Bangkok, Thailand and virtual meeting. Association for Computational Linguistics.
- Yue Huang, Jiawen Shi, Yuan Li, Chenrui Fan, Siyuan Wu, Qihui Zhang, Yixin Liu, Pan Zhou, Yao Wan, Neil Zhenqiang Gong, et al. 2023. [Metatool benchmark: Deciding whether to use tools and which to use](#). In *The Twelfth International Conference on Learning Representations*.
- Soyeong Jeong, Jinheon Baek, Sukmin Cho, Sung Ju Hwang, and Jong C Park. 2024. [Adaptive-rag: Learning to adapt retrieval-augmented large language models through question complexity](#). *arXiv preprint arXiv:2403.14403*.
- Albert Q Jiang, Alexandre Sablayrolles, Arthur Mensch, Chris Bamford, Devendra Singh Chaplot, Diego de las Casas, Florian Bressand, Gianna Lengyel, Guillaume Lample, Lucile Saulnier, et al. 2023. [Mistral 7b](#). *arXiv preprint arXiv:2310.06825*.
- Amita Kamath, Robin Jia, and Percy Liang. 2020. [Selective question answering under domain shift](#). In *Proceedings of the 58th Annual Meeting of the Association for Computational Linguistics*, pages 5684–5696, Online. Association for Computational Linguistics.
- Tushar Khot, Harsh Trivedi, Matthew Finlayson, Yao Fu, Kyle Richardson, Peter Clark, and Ashish Sabharwal. 2022. [Decomposed prompting: A modular approach for solving complex tasks](#). In *The Eleventh International Conference on Learning Representations*.

- Minghao Li, Yingxiu Zhao, Bowen Yu, Feifan Song, Hangyu Li, Haiyang Yu, Zhoujun Li, Fei Huang, and Yongbin Li. 2023. **API-bank: A comprehensive benchmark for tool-augmented LLMs**. In *Proceedings of the 2023 Conference on Empirical Methods in Natural Language Processing*, pages 3102–3116, Singapore. Association for Computational Linguistics.
- Ji Lin, Jiaming Tang, Haotian Tang, Shang Yang, Wei-Ming Chen, Wei-Chen Wang, Guangxuan Xiao, Xingyu Dang, Chuang Gan, and Song Han. 2023. Awq: Activation-aware weight quantization for llm compression and acceleration. *arXiv preprint arXiv:2306.00978*.
- Pan Lu, Baolin Peng, Hao Cheng, Michel Galley, Kai-Wei Chang, Ying Nian Wu, Song-Chun Zhu, and Jianfeng Gao. 2024. Chameleon: Plug-and-play compositional reasoning with large language models. *Advances in Neural Information Processing Systems*, 36.
- Sewon Min, Julian Michael, Hannaneh Hajishirzi, and Luke Zettlemoyer. 2020. **AmbigQA: Answering ambiguous open-domain questions**. In *Proceedings of the 2020 Conference on Empirical Methods in Natural Language Processing (EMNLP)*, pages 5783–5797, Online. Association for Computational Linguistics.
- OpenAI. 2023a. Chatgpt: A large language model developed by openai. <https://www.openai.com/chatgpt>. Accessed: 2024-06-16.
- OpenAI. 2023b. Prompt engineering. <https://platform.openai.com/docs/guides/prompt-engineering>. Accessed: 2024-06-16.
- Shishir G Patil, Tianjun Zhang, Xin Wang, and Joseph E Gonzalez. 2023. Gorilla: Large language model connected with massive apis. *arXiv preprint arXiv:2305.15334*.
- Yujia Qin, Shihao Liang, Yining Ye, Kunlun Zhu, Lan Yan, Yaxi Lu, Yankai Lin, Xin Cong, Xiangru Tang, Bill Qian, et al. 2023. Toolllm: Facilitating large language models to master 16000+ real-world apis. *arXiv preprint arXiv:2307.16789*.
- Timo Schick, Jane Dwivedi-Yu, Roberto Dessì, Roberta Raileanu, Maria Lomeli, Eric Hambro, Luke Zettlemoyer, Nicola Cancedda, and Thomas Scialom. 2024. Toolformer: Language models can teach themselves to use tools. *Advances in Neural Information Processing Systems*, 36.
- Hugo Touvron, Louis Martin, Kevin Stone, Peter Albert, Amjad Almahairi, Yasmine Babaei, Nikolay Bashlykov, Soumya Batra, Prajwal Bhargava, Shruti Bhosale, et al. 2023. Llama 2: Open foundation and fine-tuned chat models. *arXiv preprint arXiv:2307.09288*.
- Zhiruo Wang, Zhoujun Cheng, Hao Zhu, Daniel Fried, and Graham Neubig. 2024. What are tools anyway? a survey from the language model perspective. *arXiv preprint arXiv:2403.15452*.
- Thomas Wolf, Lysandre Debut, Victor Sanh, Julien Chaumond, Clement Delangue, Anthony Moi, Pierric Cistac, Tim Rault, Rémi Louf, Morgan Funtowicz, Joe Davison, Sam Shleifer, Patrick von Platen, Clara Ma, Yacine Jernite, Julien Plu, Canwen Xu, Teven Le Scao, Sylvain Gugger, Mariama Drame, Quentin Lhoest, and Alexander M. Rush. 2020. **Transformers: State-of-the-art natural language processing**. In *Proceedings of the 2020 Conference on Empirical Methods in Natural Language Processing: System Demonstrations*, pages 38–45, Online. Association for Computational Linguistics.
- Qiantong Xu, Fenglu Hong, Bo Li, Changran Hu, Zhengyu Chen, and Jian Zhang. 2023. On the tool manipulation capability of open-source large language models. *arXiv preprint arXiv:2305.16504*.
- Fanjia Yan, Huanzhi Mao, Charlie Cheng-Jie Ji, Tianjun Zhang, Shishir G. Patil, Ion Stoica, and Joseph E. Gonzalez. 2024. Berkeley function calling leaderboard. https://gorilla.cs.berkeley.edu/blogs/8_berkeley_function_calling_leaderboard.html.
- Hui Yang, Sifu Yue, and Yunzhong He. 2023. Auto-gpt for online decision making: Benchmarks and additional opinions. *arXiv preprint arXiv:2306.02224*.
- Shunyu Yao, Jeffrey Zhao, Dian Yu, Nan Du, Izhak Shafran, Karthik R Narasimhan, and Yuan Cao. 2023. React: Synergizing reasoning and acting in language models. In *The Eleventh International Conference on Learning Representations*.
- Junjie Ye, Sixian Li, Guanyu Li, Caishuang Huang, Songyang Gao, Yilong Wu, Qi Zhang, Tao Gui, and Xuanjing Huang. 2024a. **ToolSword: Unveiling safety issues of large language models in tool learning across three stages**. In *Proceedings of the 62nd Annual Meeting of the Association for Computational Linguistics (Volume 1: Long Papers)*, pages 2181–2211, Bangkok, Thailand. Association for Computational Linguistics.
- Junjie Ye, Yilong Wu, Songyang Gao, Sixian Li, Guanyu Li, Xiaoran Fan, Qi Zhang, Tao Gui, and Xuanjing Huang. 2024b. Rotbench: A multi-level benchmark for evaluating the robustness of large language models in tool learning. *arXiv preprint arXiv:2401.08326*.
- Siyu Yuan, Kaitao Song, Jiangjie Chen, Xu Tan, Yongliang Shen, Ren Kan, Dongsheng Li, and Deqing Yang. 2024. Easytool: Enhancing llm-based agents with concise tool instruction. *arXiv preprint arXiv:2401.06201*.
- Lianmin Zheng, Wei-Lin Chiang, Ying Sheng, Siyuan Zhuang, Zhanghao Wu, Yonghao Zhuang, Zi Lin, Zhuohan Li, Dacheng Li, Eric Xing, et al. 2024. Judging llm-as-a-judge with mt-bench and chatbot arena. *Advances in Neural Information Processing Systems*, 36.

A Samples of Incomplete Instances and Explanation

We present the manipulated instances with different strategies are presented from Fig. 4 to Fig. 11. Both accurately and inaccurately modified instances resulting from our dataset construction method are provided. We also present additional explanation examples generated by LLMs when they recognize incomplete conditions on manipulated samples. Examples of explanations in API Replacement are illustrated in Fig. 12 and Fig. 13. Examples of explanations in Utterance Removal are depicted in Fig. 14 and Fig. 15.

B Prompt Templates

The text prompt used in the dataset construction is presented in Fig. 16. The text prompt used in the main experiments (Table 2, Table 3 and Table 4) is presented in Fig. 17. The text prompts used in the experiments of LLM explanation and LLM judgment are presented in Fig. 18 and Fig. 19 respectively. The text prompts used in Section 6.3 are in Fig. 20 and Fig. 21. When implementing few-shot prompting, we follow the approach of setting up interactions between a human and an AI assistant to provide examples (OpenAI, 2023b).

[Conversation]
User: Can you tell me about the stock price of SQ on March 15th, 2022?
[Relevant API (Removed)]
<pre>{\"name\": \"QueryStock\", \"description\": \"This API queries the stock price of a given stock code and date.\", \"input_parameters\": {\"stock_code\": {\"type\": \"str\", \"description\": \"The stock code of the given stock.\"}, \"date\": {\"type\": \"str\", \"description\": \"The date of the stock price. Format: %Y-%m-%d\"}}, \"output_parameters\": {\"stock_price\": {\"type\": \"float\", \"description\": \"The stock price of the given stock.\"}}</pre>
[Replaced Irrelevant API]
<pre>{'name': 'QueryBalance', 'description': 'This API queries the balance of a given user.', 'input_parameters': {'token': {'type': 'str', 'description': 'The token of the user.'}}, 'output_parameters': {'balance': {'type': 'float', 'description': 'The balance of the user.'}}</pre>

Figure 4: *API Replacement* Successful case from APiBank instances.

[Conversation]
User: I'm interested in reading the content of a specific URL. Can you fetch the content of the URL https://www.example.com using the 'Get Content' API? Also, I would like to know the trending news articles using the 'Get Trending' API.
[Relevant API (Removed)]
<pre>{\"category_name\": \"Tools\", \"tool_name\": \"URL Content Extractor\", \"api_name\": \"Search Content\", \"api_description\": \"Allows you to search content for content based on a query.\", \"required_parameters\": [{\"name\": \"query\", \"type\": \"STRING\", \"description\": \"\", \"default\": \"\"}], \"optional_parameters\": [], \"method\": \"GET\"}\n{\"category_name\": \"Tools\", \"tool_name\": \"URL Content Extractor\", \"api_name\": \"Get Trending\", \"api_description\": \"This will return a list of news articles that are trending.\", \"required_parameters\": [], \"optional_parameters\": [], \"method\": \"GET\"}\n{\"category_name\": \"Tools\", \"tool_name\": \"URL Content Extractor\", \"api_name\": \"Get Content\", \"api_description\": \"Give a url and it will spit back the content of that url\", \"required_parameters\": [{\"name\": \"url\", \"type\": \"STRING\", \"description\": \"\", \"default\": \"https://www.cnn.com/2022/06/27/three-arrows-capital-crypto-hedge-fund-defaults-on-voyager-loan.html\"}], \"optional_parameters\": [], \"method\": \"GET\"}</pre>
[Replaced Irrelevant API]
<pre>{'category_name': 'News_Media', 'tool_name': 'Article/Page Content Extractor for SEO', 'api_name': 'Content Extraction', 'method': 'POST', 'required_parameters': [{'name': 'url', 'type': 'STRING', 'description': '', 'default': 'https://www.freelancer.com/articles/starting-your-business/questions-to-ask-about-your-business-idea'}], 'optional_parameters': [], 'api_description': 'Allows to extract the content from a given URL'}\n{'category_name': 'News_Media', 'tool_name': 'dev-to-api', 'api_name': 'Get the month's top articles', 'method': 'GET', 'required_parameters': [], 'optional_parameters': [], 'api_description': 'It returns the month's top articles from dev.to website.'}\n{'category_name': 'Tools', 'tool_name': 'URL Content Extractor', 'api_name': 'Search Content', 'method': 'GET', 'required_parameters': [{'name': 'query', 'type': 'STRING', 'description': '', 'default': ''}], 'optional_parameters': [], 'api_description': 'Allows you to search content for content based on a query.'}</pre>

Figure 5: *API Replacement* Successful case from ToolBench instances.

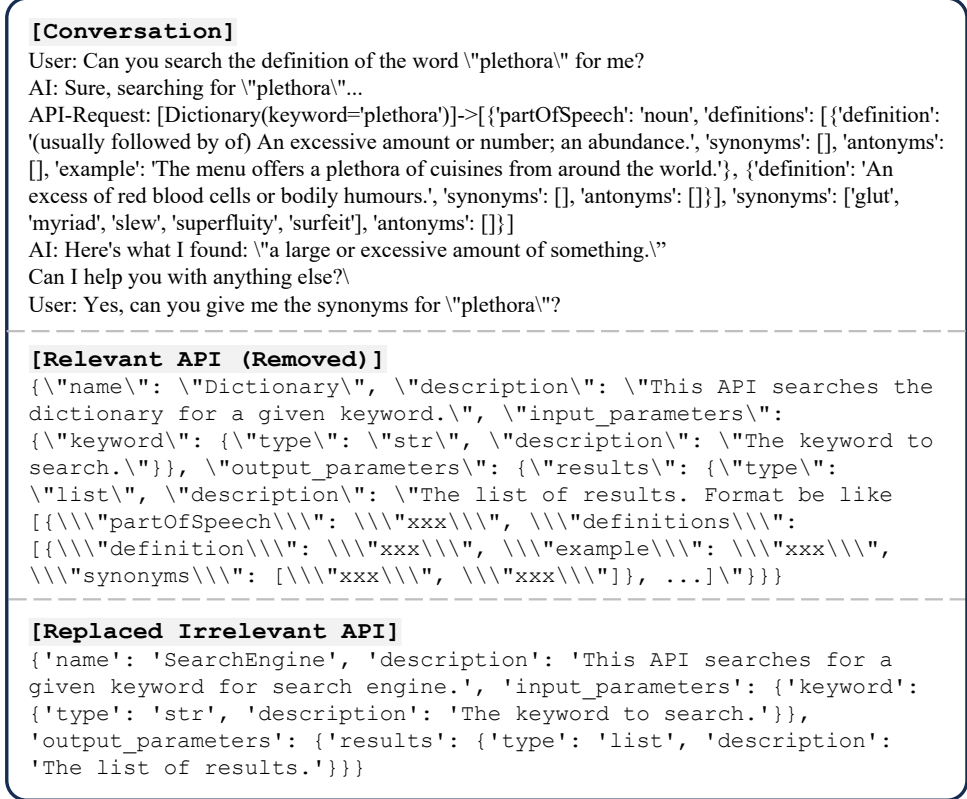


Figure 6: *API Replacement* Failed case from APIBank instances.



Figure 7: *API Replacement* Failed case from ToolBench instances.

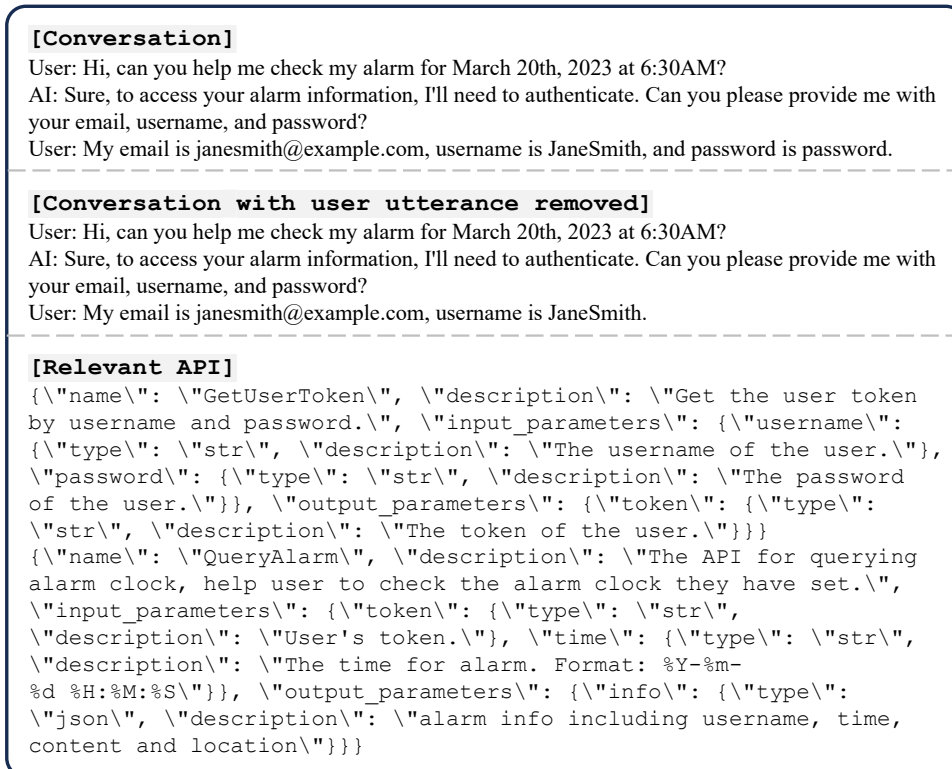


Figure 8: *Utterance Removal* Successful case from APIBank instances.

<p>[Conversation]</p> <p>User: Can you help me analyze the number of pages indexed in Google for my company's website? The URL is 'www.example.com'.</p>
<p>[Conversation with user utterance removed]</p> <p>User: Can you help me analyze the number of pages indexed in Google for my company's website?</p>
<p>[Relevant API]</p> <pre>{ "category_name": "Tools", "tool_name": "SEO - Count website pages in Google index", "api_name": "countPages", "api_description": "Count website pages in Google index", "required_parameters": [{ "name": "url", "type": "STRING", "description": "", "default": "" }], "optional_parameters": [], "method": "GET" }</pre>

Figure 9: *Utterance Removal Successful* case from ToolBench instances.

<p>[Conversation]</p> <p>User: Can you search for news articles about sustainable development goals? AI: Sure, what specific keyword are you looking for? User: the sustainable development.</p>
<p>[Conversation with user utterance removed]</p> <p>User: Can you search for news articles about sustainable development goals? AI: Sure, what specific keyword are you looking for? User: Can you help me find information?</p>
<p>[Relevant API]</p> <pre>{ "name": "SearchEngine", "description": "This API searches for a given keyword for search engine.", "input_parameters": { "keyword": { "type": "str", "description": "The keyword to search." } }, "output_parameters": { "results": { "type": "list", "description": "The list of results." } } }</pre>

Figure 10: *Utterance Removal Failed* case from APIBank instances.

<p>[Conversation]</p> <p>User: I am working on a project that requires unique IDs for each document. Can you assist me in generating GUIDs for the documents? I would need 50 GUIDs in total.</p>
<p>[Conversation with user utterance removed]</p> <p>User: I am working on a project that requires unique IDs for each document. Can you assist me in generating GUIDs for the documents?</p>
<p>[Relevant API]</p> <pre>{ "category_name": "Tools", "tool_name": "GUID generator", "api_name": "GenerateGuid", "api_description": "", "required_parameters": [], "optional_parameters": [], "method": "GET" } { "category_name": "Tools", "tool_name": "GUID generator", "api_name": "BulkGenerateGuids", "api_description": "", "required_parameters": [], "optional_parameters": [{ "name": "batch_size", "type": "NUMBER", "description": "The number of GUIDs to return. Must be between 1 and 10000. If the parameter is not provided, the default batch size is 20.", "default": "" }], "method": "GET" }</pre>

Figure 11: *Utterance Removal Failed* case from ToolBench instances.

<p>[Conversation] User: Can you tell me today's date?</p>
<p>[API List] {'name': 'AddAgenda', 'description': 'The API for adding a schedule item includes parameters for token, content, time, and location.', 'input_parameters': {'token': {'type': 'str', 'description': 'User's token.'}, 'content': {'type': 'str', 'description': 'The content of the agenda.'}, 'time': {'type': 'str', 'description': 'The time for agenda. Format: %Y-%m-%d %H:%M:%S'}, 'location': {'type': 'str', 'description': 'The location of the agenda.'}}, 'output_parameters': {'status': {'type': 'str', 'description': 'success or failed'}}}</p>
<p>[LLM Explanation] (ChatGPT) The available APIs do not include an API specifically for retrieving today's date. The AddAgenda API is for adding a schedule item and does not provide information on the current date.</p>

Figure 12: Explanation Success Case in *API Replacement*. The model clearly states and explains that an API to know current date is not provided.

<p>[Conversation] User: Can you record my blood pressure and heart rate data? AI: Sure, I can help you with that. Please provide me with your user ID, time, blood pressure, and heart rate data. User: My user ID is 1234, time is 2022-01-01 10:00:00, blood pressure is 110/70, and heart rate is 90.</p>
<p>[API List] {'name': 'QueryHealthData', 'description': 'This API queries the recorded health data in database of a given user and time span.', 'input_parameters': {'user_id': {'type': 'str', 'description': 'The user id of the given user. Cases are ignored.'}, 'start_time': {'type': 'str', 'description': 'The start time of the time span. Format: %Y-%m-%d %H:%M:%S'}, 'end_time': {'type': 'str', 'description': 'The end time of the time span. Format: %Y-%m-%d %H:%M:%S'}}, 'output_parameters': {'health_data': {'type': 'list', 'description': 'The health data of the given user and time span.'}}}</p>
<p>[LLM Explanation] (ChatGPT) The available API "QueryHealthData" allows querying recorded health data based on user ID and a time span. However, the conversation between the user and AI only provided the user ID, time, blood pressure, and heart rate data for a specific timestamp (2022-01-01 10:00:00). The API requires a start and end time for the time span, which are not provided in the conversation. Therefore, the current information is not sufficient to generate API calls to record the blood pressure and heart rate data.</p>

Figure 13: Example of failed explanation in *API Replacement*. The user wants to record health data, but only the *QueryHealthData* API, which is for searching health data, is provided instead of an API for recording health data. The model incorrectly assumes that it must use the *QueryHealthData* API and provides an erroneous explanation that it cannot call the API due to insufficient information.

<p>[Conversation]</p> <p>User: Can you help me find possible diseases related to a symptom I'm experiencing?</p> <p>AI: Sure, I can search for possible diseases related to fatigue. Please provide the symptom you want to search for.</p> <p>User: I prefer not to specify right now.</p>
<p>[API List]</p> <pre>{'name': 'SymptomSearch', 'description': 'This API searches for a given symptom.', 'input_parameters': {'symptom': {'type': 'str', 'description': 'The symptom to search.'}}, 'output_parameters': {'results': {'type': 'list', 'description': 'The list of results. Format be like [{"name":possible disease name, "description": disease details},...]'}}</pre> <pre>{'name': 'AppointmentRegistration', 'description': 'This API registers an appointment of hospital.', 'input_parameters': {'patient_name': {'type': 'str', 'description': 'The name of patient.'}, 'date': {'type': 'str', 'description': 'The date of appointment. Format be like %Y-%m-%d'}, 'doctor_name': {'type': 'str', 'description': 'The name of appointed doctor.'}}, 'output_parameters': {'appointment_id': {'type': 'str', 'description': 'The ID of appointment.'}}}</pre>
<p>[LLM Explanation] (ChatGPT)</p> <p>The available API "SymptomSearch" requires the user to provide the specific symptom to search for. Since the user preferred not to specify the symptom at the moment, we do not have enough information to make an API call to search for possible diseases related to the symptom.</p>

Figure 14: Example of successful explanation in *Utterance Removal*. The model recognizes the need to call the *SymptomSearch* API to address the user's requirements. Additionally, it clearly acknowledges and explains that the necessary symptom information required to call the API has not been provided.

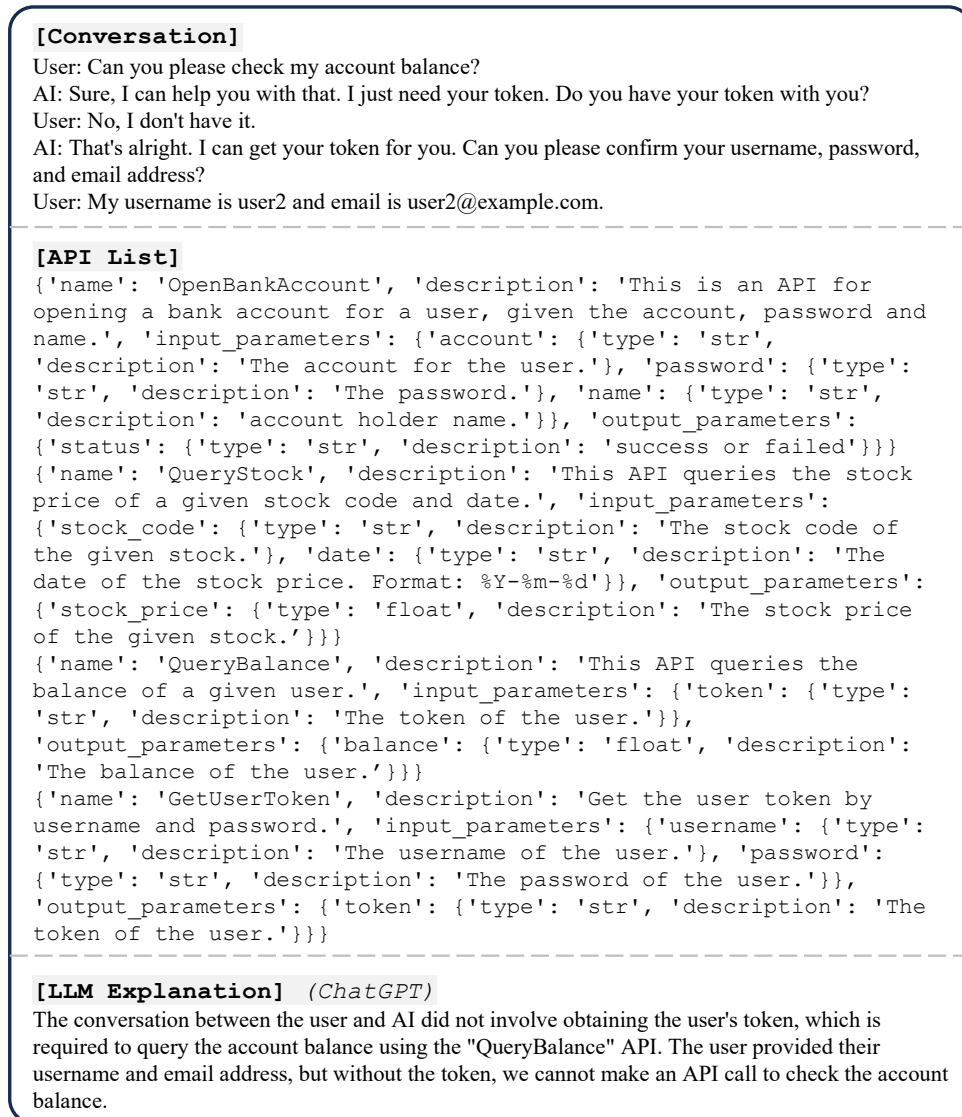


Figure 15: Example of failed explanation in *Utterance Removal*. The user's requirement is to check the account balance, which necessitates a token. However, the user has not provided the password required to obtain the token. Although an API exists to obtain the token, the model fails to recognize this and incorrectly states that the API call cannot be made due to the absence of the token.

[System Prompt]

You are an expert in data annotation with a specific task of processing user requests, corresponding API descriptions, and API calls.

Your goal is to remove specific information from the user requests to sound natural while ensuring the API call fails due to missing information.

Follow these steps to achieve this:

1. Analyze User Requests and API Information:
 - Examine the relationship between the user's request, the API description, and the actual API call.
 - Identify the parameters and details the API requires to function correctly.
2. Generate the Thought Process:
 - Before making any modifications, articulate your thought process.
 - Select information from the user utterances that can be removed while keeping the dialogue context intact.
 - Ensure you only remove information relevant to the API descriptions and calls provided.
3. Modify the User Request:
 - Adjust the user request so that it remains natural-sounding but lacks the necessary information for the API call.
 - Do not alter or remove any parts of the dialogue other than the essential information identified.

Output the results in the following JSON format:

```
{
  "thought": "YOUR_THOUGHT_PROCESS",
  "answer": "MODIFIED_CONVERSATION"
}
```

[User Prompt]

API_Description:
{api_description}

Conversation:
{conversation}

Figure 16: Data Construction Prompt Template.

[System Prompt]

I will provide you with a user's query, and you should assess, based on your own capabilities, whether the current information is sufficient to generate API calls for addressing the user's query. The information includes (a) conversation between user and AI (you) and (b) the list of available APIs.

You can't use APIs other than the given APIs.

Based on the given query, if you think you can successfully address the user's request by making an API call, please respond with "Yes"; otherwise, respond with "No".

[User Prompt]

Here is the previous conversation between User and AI (you):
[Conversation Begins]
{conversation}
[Conversation Ends]

Here is the list of available APIs:
[List of APIs Begins]
{api_list}
[List of APIs Ends]

Can you address the user's request by making an API call now?
Please answer in "Yes" or "No".

Figure 17: Main Experiments Prompt Template.

[System Prompt]

I will provide you with a user's query, and you should assess, based on your own capabilities, whether the current information is sufficient to generate API calls for addressing the user's query. The information includes (a) conversation between user and AI (you) and (b) the list of available APIs.

You can't use APIs other than the given APIs.

Based on the given query, if you think you can successfully address the user's request by making an API call, please respond with "Yes"; otherwise, respond with "No".

Begin your response your decision ("Yes" or "No") and then output explanations behind your decision.

Follow this format: Decision: <Yes/No> Explanation: <your explanation>

[User Prompt]

Here is the previous conversation between User and AI (you):

[Conversation Begins]

{conversation}

[Conversation Ends]

Here is the list of available APIs:

[List of APIs Begins]

{api_list}

[List of APIs Ends]

Figure 18: Prompt template of explanation.

[System Prompt]

You are a judge evaluating the appropriateness of the AI Assistant's response.

The AI Assistant was tasked with determining whether it could create an API call to solve a user's query, based on the provided APIs and conversations.

There isn't enough information available to actually perform the API call.

Your role is to assess if the AI Assistant's reasoning for being unable to create the API call is valid.

If the necessary information is available in the APIs and conversations but the AI Assistant claims it isn't, or if the AI Assistant states that unnecessary information to call API is required, you should judge the response as incorrect.

Output "Correct" if the AI Assistant's reasoning is valid, and "Wrong" if it is not.

[User Prompt]

[Conversation Begins]

{conversation}

[Conversation Ends]

[List of APIs Begins]

{api_list}

[List of APIs Ends]

[AI Assistant Explanation Begins]

{explanation}

[AI Assistant Explanation Ends]

Figure 19: Prompt template of Judge LLM.

[System Prompt]

I will provide you with a user's query, and you should assess, based on your own capabilities, whether the current information is sufficient to generate API calls for addressing the user's query. The information includes (a) conversation between user and AI (you), (b) the list of available APIs and (c) the previous API call made to address the user's request (if applicable). You can't use APIs other than the given APIs.

Based on the given query, if you think you can successfully address the user's request by making an API call, please respond with "Yes"; otherwise, respond with "No".

[User Prompt]

Here is the previous conversation between User and AI (you):

[Conversation Begins]

{conversation}

[Conversation Ends]

Here is the list of available APIs:

[List of APIs Begins]

{api_list}

[List of APIs Ends]

This is not your first attempt, and the previous attempt has failed.

In your previous attempt, you determined that you could create an API call to address user's request, and you created an API Call in subsequent steps.

Before determining if you can now address the user's request with an API call, you must review and analyze the API calls you have previously made:

[Previous API Call Begins]

{api_call}

[Previous API Call Ends]

Can you address the user's request by making an API call now?

Please answer in "Yes" or "No".

Figure 20: Prompt Template of self-verification for API invocation error. We use the same prompt for error in utterance removal and complete scenario. Both receive information about an erroneous API call result and are asked whether the API call is currently feasible.

[System Prompt]

I will provide you with a user's query, and you should assess, based on your own capabilities, whether the current information is sufficient and appropriate to answer the user's query. The information includes (a) conversation between user and AI (you), (b) the list of available APIs, and (c) the API call generated by AI(you) in the previous step to address the user's query. No API other than the given API is available.

Based on the given information, if you think you can provide an appropriate answer to user's request, please response with "Yes"; otherwise, respond with "No".

[User Prompt]

Here is the previous conversation between User and AI (you):

[Conversation Begins]

{conversation}

[Conversation Ends]

Here is the list of available APIs:

[List of APIs Begins]

{api_list}

[List of APIs Ends]

Here is the API calls you have previously made

[Previous API Call Begins]

{api_call}

[Previous API Call Ends]

Can you provide an appropriate answer to the user now?

Please answer in "Yes" or "No".

Figure 21: Prompt Template of self-verification for hallucination.

[System Prompt]

You are an AI assistant tasked with addressing the user's query based on the provided conversation history (1 to t). Your goal is to respond to the user's query in step t+1.

You may use the given API descriptions to assist in your response.

If you choose to call an API, format the output as [ApiName(key1='value1', key2='value2', ...)], where ApiName is the actual API name and the keys and values are the corresponding parameters.

In this case, ensure that your output begins with a square bracket "[" and ends with a square bracket "]".

[User Prompt]

Here is the previous conversation between User and AI (you):

[Conversation Begins]

{conversation}

[Conversation Ends]

Here is the list of available APIs:

[List of APIs Begins]

{api_list}

[List of APIs Ends]

Figure 22: Prompt Template of implicit evaluation of LLMs with free-form generation.